

**Report of the
Comptroller and Auditor General
of India**

for the year ended March 2022

on

**Management of Health Services in Indian Railways
and
Management of Parcel Services in Indian Railways**



SUPREME AUDIT INSTITUTION OF INDIA

लोकहितार्थ सत्यनिष्ठा

Dedicated to Truth in Public Interest

**Union Government (Railways)
(Compliance Audit)
Report No. 5 of 2024**

**Report of the
Comptroller and Auditor General
of India**

for the year ended March 2022

on

**Management of Health Services in Indian Railways
and**

Management of Parcel Services in Indian Railways

Laid in Lok Sabha/Rajya Sabha on _____

Union Government (Railways)

(Compliance Audit)

Report No. 5 of 2024

Preface

The Report for the year ended March 2022 has been prepared for submission to the President under Article 151 (1) of the Constitution of India.

The Report contains significant results of the audit of the Ministry of Railways of the Union Government on the two topics viz. “Management of Health Services in Indian Railways” and “Management of Parcel Services in Indian Railways”.

The instances mentioned in this Report are those, which came to notice in the course of test audit for the period 2021-22 as well as those which came to notice in earlier years, but could not be reported in the previous Audit Reports; instances relating to the period subsequent to 2021-22 have also been included, wherever necessary.

The audit has been conducted in conformity with the Auditing Standards issued by the Comptroller and Auditor General of India.

Contents

| Particulars | Page |
|--|----------------|
| Executive Summary | iii-v |
| Chapter 1: Management of Health Services in Indian Railways | |
| 1.1 Introduction | 1 |
| 1.2 Organisational Structure | 1 |
| 1.3 Previous Audit Coverage | 1 |
| 1.4 Audit Objectives | 2 |
| 1.5 Audit criteria | 2 |
| 1.6 Scope of Audit | 2 |
| 1.7 Audit Methodology | 2-3 |
| 1.8 Audit Sample | 3-4 |
| 1.9 Audit findings | 4-28 |
| 1.10 Conclusion | 29 |
| 1.11 Recommendations | 29-30 |
| Chapter 2: Management of Parcel Services in Indian Railways | |
| 2.1 Introduction | 31 |
| 2.2 Organisational set-up | 32 |
| 2.3 Audit Objectives | 32-33 |
| 2.4 Scope of audit and methodology | 33 |
| 2.5 Audit criteria | 33 |
| 2.6 Audit findings | 33-47 |
| 2.7 Conclusion | 47 |
| 2.8 Recommendations | 47 |
| Annexure | 49-158 |
| Abbreviations | 159-163 |

Executive Summary

The Audit Report for the year ending March 2022 comprises two Chapters-

Chapter 1: Management of Health Services in Indian Railways

Chapter 2: Management of Parcel Services in Indian Railways

A brief overview of the important audit findings and recommendations is given below:

Chapter 1: Management of Health Services in Indian Railways

Indian Railways (IR) provide medical and health services to about one crore railway beneficiaries, through 129 hospitals and 586 Health Units. The review on “Management of Health Services in Indian Railways” covered the issues for assessing the adequacy and quality of health services provided by IR during the period 2017-18 to 2021-22. Audit examined the implementation of various policies and guidelines framed by the IR in relation to resources and their utilization, availability of required infrastructure, management of resources during COVID pandemic, procurement of medicines/equipment, etc.

Audit observed that the share of expenditure on healthcare services to total expenditure of IR had shown an increasing trend but there was a sharp drop in 2021-22. There were several instances of patients leaving hospitals against medical advice. IRs incurred substantial expenditure towards referral of patients to non-railway recognized hospitals. Medical Audit of referral cases was not conducted in 7,38,297 (98.72 per cent) cases and this expenditure is showing increasing trend. Medical treatment to the eligible beneficiaries of Ayushman Bharat Yojana were not implemented in many Railway Hospitals. Bed Occupancy Ratio (BOR), which is an indicator of the productivity of the hospital services, was found less than the standard norms in many hospitals.

Audit also observed the shortage of medical and para medical staff in test checked hospitals of the Zonal Railways. There was also shortage in availability of machines/medical equipment with reference to IPHS norms. Even the minimum requirement of machines/medical equipment as per clinical Establishment (Registration and Regulation) Act 2010 was not being met.

There is a scope for strengthening the monitoring and internal control mechanism to ensure conduct of medical audit, procurement of quality drugs, timely receipt of test reports and implementation of Hospital Management Information System (HMIS).

Major Recommendations:**Ministry of Railways needs to -**

- **Ensure availability of funds and other resources, namely, medical and para medical staff, machines/equipment, etc. as per IPHS norms and Clinical Establishment (Registration and Regulation) Act, 2010 to provide required medical treatment.**
- **Review periodically to assess the resources and infrastructure needs of the hospitals. Gaps between the prescribed standards and existing service delivery should be reviewed and efforts may be made to address the gaps. This should be commensurate with railway employees and families dependent on railway medical facilities.**
- **Ensure medical audit as prescribed and strengthen monitoring and internal control mechanism to prevent avoidable expenditure on referral of patients to non-railway recognized hospitals, delay in receipt of laboratory test reports, expiry of the shelf life of drugs, etc.**
- **Expedite implementation of Health Management Information System (HMIS) across ZRs for effective delivery of health services.**

Chapter 2: Management of Parcel Services in Indian Railways

As per Section 2(27) of the Railways Act 1989, 'Parcel' is defined as 'goods entrusted to the Railway Administration for carriage by a passenger or parcel train'. Articles, such as personal effects, general merchandise, perishables are accepted as parcels for booking and carriage by Railways. The report focuses on the performance of Indian Railways (IR) in providing the Parcel Services through booking of parcels, leasing of Parcel Vans and Parcel Express trains. The scope of audit covered issues relating to plan/policies framed by the Indian Railways and their implementation during the period 2017-18 to 2021-22.

Audit observed that the business development efforts by Indian Railways did not show the levels of initiative as envisaged in the IR Vision Document, 2020. The Parcel Tariff has not been revised since October 2013. There was lack of adequate infrastructure facilities, such as, approach roads, covered sheds, drinking water, stacking area, merchant rooms, etc. The infrastructure capacity of the rolling stock, parcel offices and Parcel Management System Terminal was not augmented for an efficient transit of Parcel Cargo. There was adverse

impact on Parcel earnings due to non-supply of VPs. In all 16 Zonal Railways, the Parcel sector was not opened to Parcel Cargo Express Trains (PCET).

Major Recommendations:

Ministry of Railways may -

- ***Explore the feasibility of managing parcel services, as a separate business, as enshrined in Vision 2020 Document.***
- ***Augment Infrastructure capacity of the rolling stock, parcel offices and terminals for an efficient transit of Parcel Cargo. Existing measures for security, monitoring and screening of the parcels may also be strengthened.***
- ***Consider reviewing the parcel tariff at regular intervals.***

Management of Health Services in Indian Railways

1.1 Introduction

Indian Railways (IR) provide medical and health services to about one crore railway beneficiaries, which include serving, retired employees and their dependent family members through 129 Hospitals and 586 Health Units. IR's 'Mission Statement' provides for total patient satisfaction through humane approach and shared commitment of every single doctor and paramedic to provide quality health care using modern and cost-effective techniques and technologies.

The medical and health facilities in IR are provided through Health Units (HUs), Sub-divisional and Divisional hospitals, Workshop hospitals and Central Hospitals (CHs). In addition, railway beneficiaries are referred to the non-railway recognized hospitals for treatment when requisite facilities are not available in the Railway Hospitals.

The responsibilities regarding medical and health services of IR also include maintenance of sanitation, hygiene, cleanliness, safe drinking water and food, scientific disposal of hospital waste, etc. besides providing prompt relief to passengers injured or reported ill in trains or at railway stations.

1.2 Organizational Structure

At the Railway Board (RB) level, Director General/Railway Health Service (DG/RHS) is the head of Railway health care services under the Member (Staff) of the RB. In the Zonal Railways (ZRs), Chief Medical Director (CMD) is the head of all Divisional/Sub-Divisional Hospitals and HUs including hospitals attached to workshops. However, all proposals in regard to procurement of medical equipment are routed through Chief Mechanical Engineer (CME) of the ZRs.

1.3 Previous Audit Coverage

A performance audit on "**Hospital Management in Indian Railways**" was taken up in 2013-14 (Audit Report No. 28 of 2014). The report highlighted various issues related to the performance of hospitals, budgetary control, effective utilization of available manpower and assessing the efficiency in hospital administration.

The remedial action taken or proposed to be taken as mentioned in the Action Taken Note (June 2016) of the Ministry of Railways (MoR) had been duly considered for drawing audit conclusions.

1.4 Audit Objectives

The Audit objectives were to assess the effectiveness of IR in-

- i. Optimal management and utilization of healthcare resources.
- ii. Delivering quality healthcare services to its beneficiaries; and
- iii. Management of COVID-19 pandemic.

1.5 Audit Criteria

The criteria for evaluation of performance of medical and health services of IR were derived from the provisions contained in the following Acts, Guidelines, Manuals, etc.:

- i. Indian Railway Medical Manual 2000 and Compendium of correction slips 2004.
- ii. Indian Railway Pharmacopeia 2002, Drug procurement policy, 2014 with all addendums.
- iii. Indian Public Health Standard (IPHS) guidelines of Government of India.
- iv. Yardsticks (in respect of health services manpower) of Indian Railway 2013.
- v. Clinical Establishment (Registration and Regulations) Act, 2010, Clinical Establishment Act/Standard for Hospital, Clinical Establishments (Central Government) Rules, 2012, NABH.

1.6 Scope of Audit

The Audit covered the issues for assessing the adequacy and quality of health services provided by the Railways during the period 2017-18 to 2021-22. Audit examined the records of 19 Central Hospitals (CH), 45 Sub-Divisional Railway Hospitals/Divisional Railway Hospitals, 77 Health Units (HUs) and 75 offices of Chief Health Inspector (CHI). Audit also examined the implementation of various policies framed by the IR and the Ministry of Health and Family Welfare in relation to availability of required manpower and their utilization, availability of required infrastructure for effective delivery of health services, management of resources during COVID-19 pandemic, procurement of medicines/equipment in addition to efficiency in hospital administration.

1.7 Audit Methodology

The Audit commenced with an Entry Conference (August 2022) with the Health and Finance Directorates of RB. Entry Conferences were also held with Chief Medical Directors and Principal Financial Advisors & Chief Accounts Officers at the Zonal Headquarters wherein the audit objectives, scope and methodology of audit were discussed.

In addition to examination of records of all the ZRs and Railway Production Unit (Metro Railway) and records relating to the guidelines and instructions issued by the Health Directorate of RB, Joint Inspections were also conducted with the Hospital Authorities of 71 hospitals to assess the basic facilities/infrastructure at hospitals. Feedback was obtained through survey of 1420 outdoor and indoor patients to assess the available facilities for treatment. Feedback was also obtained from 250 travelling passengers to assess the medical assistance provided in trains and at stations.

The exit conference with the RB was held in March 2023 and the responses of the Ministry have been suitably incorporated in the report.

1.8 Audit Sample

Audit adopted sample check for examining the relevant records on various issues as per the Audit Objectives. The criteria for selection of sample and the sample size is shown in **Table 1.1** and **Table 1.2**.

Table 1.1: Sample size for test check in audit

| Category | Criteria | Total Population | Sample Size |
|---|---|------------------|-------------|
| Central Hospital and Multi-Specialty Hospital | 100 per cent | 19 | 19 |
| Divisional Hospitals | 100 per cent (Where Central and Divisional Hospital both are situated in the same location) | 1 | 1 |
| Other Divisional Hospitals | 1) One, where the number of hospitals is less than or equal to three. 2) Two, where the number is more than three. | 56 | 24 |
| Sub-Divisional Hospitals | 1) One, where the number of hospitals is less than or equal to three. 2) Two, where the number is more than three. | 39 | 20 |
| Production Units Hospital/ Workshops | One from each Zone, wherever available. | 14 | 7 |
| Health Units | Three Health Units from selected division. | 586 | 77 |

Table 1.2: Sample size in respect of Surveys and Joint Inspections

| Category | Criteria | Sample Size |
|--|--|-------------|
| Patient survey (OPD) | 10 each from Central, Divisional and Sub-Divisional Hospitals | 710 |
| Patient survey (IPD) | 10 each from Central, Divisional and Sub-Divisional Hospitals | 710 |
| Doctors' survey | Five each from Central and Divisional Hospitals and Two each from Sub-Divisional Hospitals | 260 |
| Travelling Passengers' feedback | Ten each from selected Divisions | 250 |
| Joint Inspection of hospitals | Every selected hospital | 71 |
| Joint Inspection of stations | Stations where hospitals are located | 53 |

Details of sample selected for test check are shown in **Annexure-1.1**.

1.9 Audit Findings

1.9.1 Healthcare resources and facilities

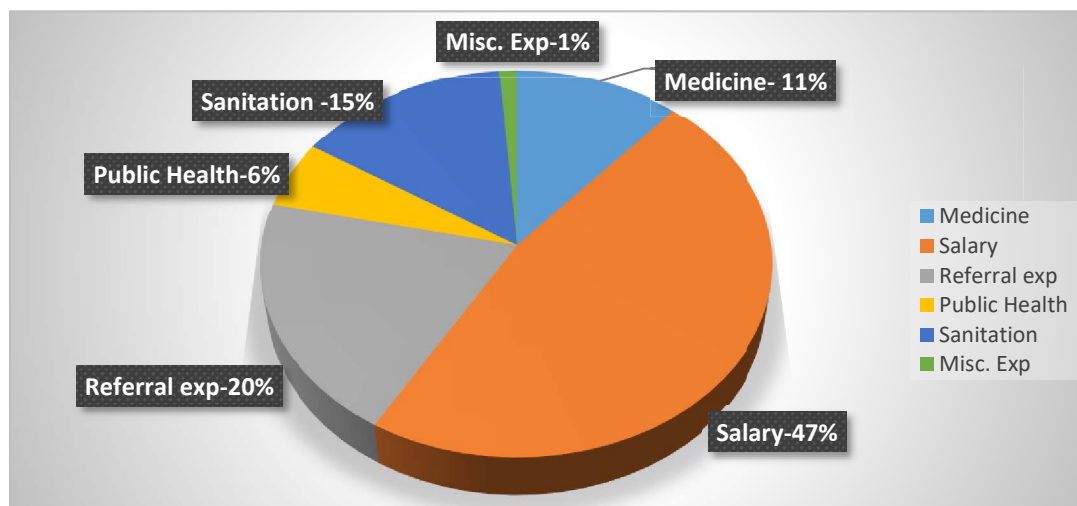
Resource management is the process of planning, allocating and scheduling available resources. Judicious resource management minimizes both idling and over utilization of resources. The main benefit of resource management is the effective and efficient delivery of medical services.

Audit examined the records relating to utilization of the different resources available for delivering healthcare services. Audit findings in this regard are discussed below:

1.9.1.1 Budgetary Allotments and expenditure for health services

During 2017-22, funds to the tune of ₹ 21,217 crore were allotted for delivering health services to more than one crore beneficiaries and an expenditure of ₹ 21,398 crore was incurred during the same period. This expenditure included ₹ 20,734 crore towards revenue expenditure (97 per cent) and ₹ 664 (3 per cent) towards capital expenditure. The component-wise revenue expenditure during 2017-22 is shown in **Fig. 1.1**:

Fig. 1.1: Components of Revenue Expenditure



Source: Appropriation Accounts of IR

It was observed that apart from salary and allowances, the major expenditure (20 per cent) was incurred on cases referred by Railway Hospitals across ZRs to non-railway recognized hospitals. The high expenditure on referral cases has been covered further in the report at Para 1.9.1.2 & 1.9.3.1.

The year wise comparison of expenditure against final budgetary grant is shown in Table 1.3.

Table 1.3: Actual Expenditure (AE) vis-à-vis Final Grant (FG) (₹ in crore)

| Nature of expenditure | 2017-18 | | 2018-19 | | 2019-20 | | 2020-21 | | 2021-22 | |
|-----------------------|-------------|-----------------------|-------------|-----------------------|-------------|------------------------|-------------|------------------------|-------------|-----------------------|
| | FG | AE | FG | AE | FG | AE | FG | AE | FG | AE |
| Revenue Expenditure | 3121 | 2654 (85 per cent) | 3525 | 3493 (99 per cent) | 4216 | 4471 (106 per cent) | 4968 | 5415 (109 per cent) | 4729 | 4700 (99 per cent) |
| Capital Expenditure | 65 | 79 | 75 | 73 | 119 | 112 | 164 | 166 | 235 | 234 |
| Total | 3186 | 2733 | 3600 | 3566 | 4335 | 4584 | 5132 | 5581 | 4964 | 4934 |

Source: Appropriation Accounts of ZRs and RB.

Scrutiny of records of CMD/CMS and associated accounts offices revealed the following:

- During 2017-18 to 2021-22, excess expenditure beyond the permissible limit of 5 per cent was incurred under the Revenue Head 11-230 (Cost of medicine/surgical instruments) over the final grant in four ZRs¹. Similarly, under the same head, cases of underutilization (beyond the 5 per cent) of allotted fund was noticed in ER, SR and

¹ ECoR, NER, NWR and SECR

RPU/MR. The budgeted revenue expenditure on medical and surgical instruments during 2017-22 is shown in **Annexure-1.2A**.

- ii. Excess expenditure incurred under the other revenue heads (Cost of expenses incurred on other than medicines) over the final grant was beyond the permissible limit of 5 *per cent* in three ZRs² (including RPU/MR). Similarly, cases of underutilization (beyond 5 *per cent*) of allotted fund was noticed in four ZRs³. The budgeted revenue expenditure on salary, diet charges, referral expenditure, etc. during 2017-22 is shown in **Annexure-1.2B**.
- iii. Under the head “Procurement of medical equipment” (Plan Head 4100-Cap, DRF, DF), while the expenditure was incurred in excess of final grant beyond the permissible limit of 10 *per cent* in ER and SER, there was underutilization of fund in five ZRs⁴. The budgeted capital expenditure on procurement of medical equipment during 2017-22 is shown in **Annexure-1.2C**.

1.9.1.2 Trend of Expenditure

Adequate allocation of fund is essential for effective and quality delivery of health services to railway beneficiaries. The share of expenditure incurred on health services with reference to the total expenditure of IR during 2017-2022 is shown in **Table 1.4**.

Table 1.4: Expenditure on healthcare services vis-à-vis total expenditure
(₹ in crore)

| Year | Total Expenditure of IR (Revenue and Capital) | Total Expenditure on healthcare services | Share of expenditure on Healthcare services to total expenditure of IR |
|---------|---|--|--|
| 2017-18 | 279250 | 2733 | 0.97 |
| 2018-19 | 320110 | 3566 | 1.11 |
| 2019-20 | 321170 | 4584 | 1.43 |
| 2020-21 | 293417 | 5581 | 1.90 |
| 2021-22 | 396658 | 4934 | 1.24 |

Source: Appropriation Accounts of ZRs and RB

- i. The expenditure on health care ranged from one to two *per cent* of the total expenditure of IR. It was showing an increasing trend up to 2020-21 but there was a sharp drop in 2021-22.
- ii. Apart from expenditure on salary, expenditure on referral of patients, medicines and procurement of medical equipment contributed

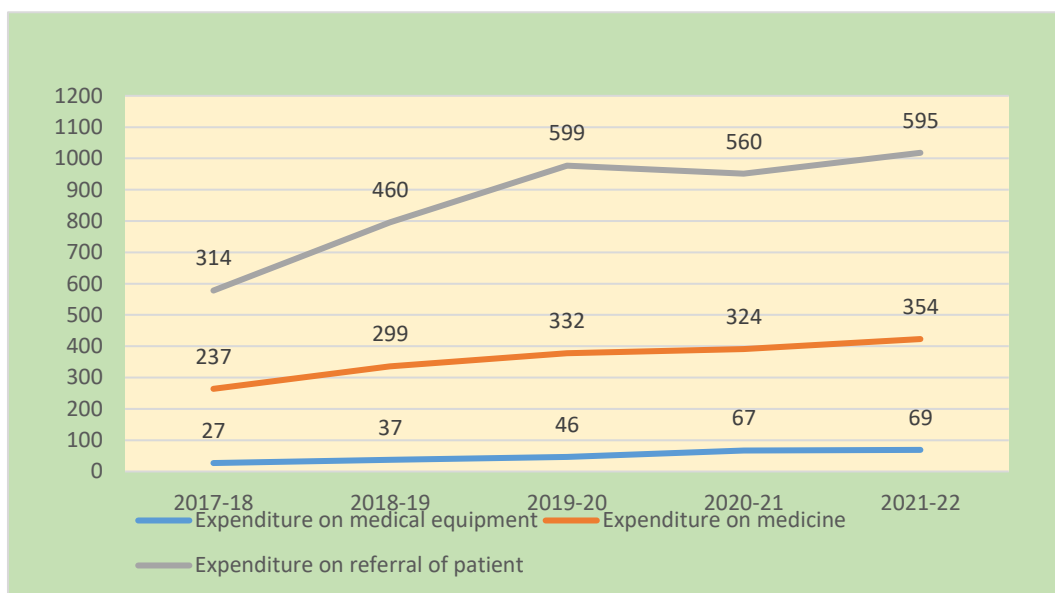
² ECoR, NER and RPU/MR

³ NWR, SWR, WR and ER

⁴ NER, SECR, SWR, WCR and RPU/MR

significantly to the total expenditure incurred by the IR in delivery of healthcare services. The trend of expenditure on these three items in the 71 selected hospitals is shown in **Fig. 1.2**:

Fig. 1.2: Trend of expenditure (₹ in crore)



Source: Records of Central Hospitals, Divisional and Sub-divisional Hospitals

Further scrutiny of the underlying statistics revealed the following:

- a) The referral expenditure for treatment of patients in non-railway recognized Hospitals/other Government Hospitals has increased from ₹ 313.98 crore in 2017-18 to ₹ 595.44 crore (90 per cent) during 2021-22.
 - b) The major referral expenditure was ₹ 89.47 crore (SCR) followed by ₹ 55.96 crore (CR) and ₹ 55.22 crore (NWR) during 2021-22.
 - c) The expenditure towards procurement of medical equipment in IR has increased from ₹ 26.75 crore to ₹ 69.94 crore (161.46 per cent).
 - d) The expenditure incurred on medicines (centralised and local purchase) in IR has increased from ₹ 236.91 crore in the year 2017-18 to ₹ 354.39 crore during 2021-22 (49.59 per cent).
- iii. It was also observed that the expenditure incurred on engagement and hiring of Contract Medical Practitioners (CMP) and Honorary Visiting Specialists (HVS) in IR has increased from ₹ 13.59 crore in the year 2017-18 to ₹ 46.53 crore during 2021-22 (242.38 per cent). Details of year-wise expenditure is shown in **Annexure-1.3**.

Thus, it is evident that the expenditure on referral has increased enormously despite the expenditure incurred on improvement of facilities like

procurement of medical equipment, medicines and engagement/hiring of CMP and HVS.

MoR stated (January 2024) that the allotment of funds is decided on the basis of previous year's expenditure. MoR also stated that the provision of improved infrastructure is made based on medical needs of beneficiaries, advancement in medical sciences etc.

In this connection it is stated that there is scope for improvement in infrastructure as there was sharp increase in referral expenditure which is attributable to non-availability of in-house treatment facilities. Moreover, there was considerable decrease in the share of expenditure on health care services to total expenditure of IR in 2021-22 in comparison to previous two years.

1.9.1.3 Manpower Resources

Manpower is a critical resource in medical services having a direct bearing on patient care. The sanctioned strengths and availability of doctors and nurses in railway hospitals should be as per Indian Public Health Standard (IPHS) norms. To cope with the shortage of regular doctors, the system of engagement of Contract Medical practitioners (CMPs) is in place. In June 2017, RB specified that CMPs should be engaged in the hospitals against 100 per cent of the vacancies in IR Medical Service (IRMS) doctors.

A. Availability of Doctors

The availability of doctors in all central hospitals was deficient as per IPHS norms as shown in **Annexure-1.4**. The status of availability of doctors as on 31 March 2022 are mentioned in the **Table 1.5**.

Table 1.5: Status of availability of doctors

| Sl. No. | Name of the hospital and Zonal Railway | Number of beds | Requirement as per IPHS norms | Sanctioned Strength | On roll position | Shortfall as per IPHS norms |
|---------|--|----------------|-------------------------------|---------------------|------------------|-----------------------------|
| 1 | 2 | 3 | 4 | 5 | 6 | 7 (Col.4 - Col.6) |
| 1 | CH/Byculla (CR) | 366 | 58 | 41 | 33 | 25 |
| 2 | CH/PNBE/ECR | 200 | 34 | 36 | 28 | 06 |
| 3 | CH/Mancheswar (ECoR) | 110 | 34 | 18 | 18 | 16 |
| 4 | B R Singh hospital Sealdah (ER) | 525 | 68 | 57 | 51 | 17 |
| 5 | CH (NCR) | 177 | 34 | 17 | 15 | 19 |
| 6 | LNMRH/GKP (NER) | 366 | 58 | 33 | 41 | 17 |
| 7 | CH/Maligaon (NFR) | 300 | 50 | 48 | 40 | 10 |
| 8 | CH/Jaipur (NWR) | 150 | 34 | 24 | 24 | 10 |
| 9 | CH/BLW (RPU) | 105 | 34 | 14 | 12 | 22 |
| 10 | CH/LGD (SCR) | 380 | 58 | 41 | 39 | 19 |

| Sl. No. | Name of the hospital and Zonal Railway | Number of beds | Requirement as per IPHS norms | Sanctioned Strength | On roll position | Shortfall as per IPHS norms |
|---------|--|----------------|-------------------------------|---------------------|------------------|-----------------------------|
| 1 | 2 | 3 | 4 | 5 | 6 | 7 (Col.4 - Col.6) |
| 11 | CH/Garden Rich/SER | 303 | 58 | 36 | 25 | 33 |
| 12 | RH/Perambur (SR) | 505 | 68 | 67 | 63 | 5 |
| 13 | CH/UBL (SWR) | 149 | 34 | 20 | 21 | 13 |
| 14 | CH/Jabalpur (WCR) | 155 | 34 | 17 | 17 | 17 |
| 15 | Jagjivan Ram Hospital (WR) | 361 | 58 | 45 | 49 | 9 |

Source: Cadre registers maintained in Personnel branch and MD/CMS office.

While accepting the audit contention regarding shortage of doctors, MoR stated (March 2023) that the new yardsticks are being developed to work out the required strengths of doctors. It was further stated (January 2024) that the manpower in Railway Hospital/Health Unit is decided on the basis of various factors like BOR, number of beneficiaries, etc.

Few cases of inadequacies in managing deployment of doctors are given below.

- In 12 ZRs⁵, Contract Medical Practitioner (CMP) and Honorary Visiting Specialist (HVS) doctors were engaged in the speciality services for which IRMS doctors were available.
- In three hospitals (LNMRH/GKP, CH/UBL and Jagjivan Ram hospital/Mumbai) availability of doctors was more than the sanctioned strength.

The above instances indicated a scope for improvement in the deployment of doctors.

B. Availability of Nurses

The availability of nurses in all central hospitals was either deficient or in excess of norms prescribed in IPHS norms as shown in **Annexure-1.5**. The status of availability as on 31 March 2022 are mentioned in the **Table 1.6**.

Table 1.6: Status of availability of Staff Nurses

| Sl. No. | Name of the hospital | Number of beds | Sanctioned Strength as per IPHS norms | Sanctioned Strength | On roll position | Shortfall as per IPHS norms |
|---------|---------------------------------|----------------|---------------------------------------|---------------------|------------------|-----------------------------|
| 1 | CH/Mancheswar (ECoR) | 110 | 90 | 35 | 34 | 56 |
| 2 | B R Singh hospital Sealdah (ER) | 525 | 225 | 212 | 194 | 31 |
| 3 | CH/PRYJ (NCR) | 177 | 90 | 42 | 42 | 48 |
| 4 | LNMRH Gorakhpur (NER) | 366 | 180 | 96 | 106 | 74 |
| | | | | | | |

⁵ CR, ECoR, ECR, ER, NFR, NR, NWR, SCR, SR, SWR, WR and RPU

| Sl. No. | Name of the hospital | Number of beds | Sanctioned Strength as per IPHS norms | Sanctioned Strength | On roll position | Shortfall as per IPHS norms |
|---------|----------------------------|----------------|---------------------------------------|---------------------|------------------|-----------------------------|
| 5 | CH/Maligaon (NFR) | 300 | 135 | 97 | 81 | 54 |
| 6 | CH/CLW (RPU) | 192 | 90 | 71 | 45 | 45 |
| 7 | CH/ Garden Rich/SER | 303 | 180 | 141 | 123 | 57 |
| 8 | RH/ Perambur (SR) | 505 | 225 | 291 | 268 | -43 |
| 9 | Jagjivan Ram Hospital (WR) | 361 | 180 | 152 | 139 | 41 |

Source: Cadre registers maintained in Personnel branch and MD/CMS office

The wide variation in the availability of nurses in different central hospitals indicated a scope for re-distribution of the available nurses.

1.9.1.4 Medical facilities and equipment

1.9.1.4.1 Availability of facilities for treatment in Out-patient Department (OPD)

As per the Performance Statistics of IR, Annual Reports and Account 2020-21, a total number of 1,35,65,600 OPD cases were attended by all the Railway Hospitals.

In order to assess the facilities available in hospital for providing healthcare, Joint Inspections were conducted along with the hospital administration at 71 selected Hospitals across ZRs. It was observed that-

- i. In case of nine hospitals across eight ZRs⁶ registration counters were not adequate.
- ii. In eight hospitals across seven ZRs⁷ seating arrangements at registration area were not adequate.
- iii. In nine hospitals across seven ZRs⁸ (including RPU/MR), directional and lay out signages for all the departments and utilities were not displayed appropriately.
- iv. In 20 hospitals pertaining to 10 ZRs⁹, Operation Theatre services with sufficient manpower were not available.

Annexure-1.6

MoR replied (March 2023) that the number of registration counters had been increased. MoR also stated that the directional and layout signages had been displayed.

In absence of details of hospitals where corrective measures had been taken, the reply of the Ministry was incomplete.

⁶ CR, ER, NWR, SCR, SECR, SER, SWR and WCR

⁷ CR, NFR, NR, NWR, SER, SR and WCR

⁸ CR, ECoR, NFR, SER, SR, WR & RPU/MR

⁹ CR, ER, NER, NFR, NWR, SCR, SECR, SER, SR and WCR

1.9.1.4.2 Shortage of equipment as per IPHS norms

IPHS guidelines 2012, laid down the availability of minimum number of medical equipment viz. imaging equipment, ENT and eye equipment, etc. to cater the needs of examination/tests. Instances of shortage in medical equipment in Central Hospitals across ZRs with reference to IPH standards is shown in **Table 1.7**.

Table 1.7: Statement showing shortage of medical equipment in Central Hospitals

| Sl. No. | Description | Operation table Hydraulic Minor | Operation table Hydraulic Major | B.P. Apparatus | Ultrasound Machine | Dental X-ray Machine |
|---------|---------------------------------|---------------------------------|---------------------------------|----------------|--------------------|----------------------|
| 1 | Requirement as per IPH standard | 32 | 18 | 255 | 24 | 04 |
| 2 | Actually available | 08 | 04 | 232 | 07 | 00 |
| 3 | Shortfall | 24 | 14 | 23 | 17 | 04 |

Source: M&P register maintained in MD/CMS office

From the above table, it is evident that the equipment available in 15 Central hospitals of 14 ZRs (including MR/RPU) was less than the minimum requirement as laid down in IPHS guidelines 2012.

Annexure-1.7**1.9.1.4.3 Inadequate Central Sterile Supply function in violation of the Clinical Establishment Act, 2010**

As per para 7.8 and 7.9 of the Clinical Establishment (Registration and Regulations) Act 2010, provision for instrument and linen sterilization, storage of sterile items should be made available and the validation of sterilization should be present for ensuring the effectiveness of the sterilization process. Further, as per the template of Railway Hospitals and health units as prescribed by MoR (May 2018), Hospital Infection Control Committee (HICC) should be constituted in each hospital.

Scrutiny of the records, revealed that out of the total 71 selected IR hospitals, Central Sterile and Supply Department (CSSD) was not available in 34 hospitals across 13 ZRs¹⁰ (including RPU/MR). In addition, the Hospital Infection Control Committee was not constituted in 44 railway hospitals across ZRs (except WR and SECR) as shown in **Annexure-1.8**.

MoR admitted (March 2023) the audit contention and assured necessary

¹⁰ CR, ECR, NER, NFR, NR, NWR, SCR, SECR, SER, SR, WCR, WR and RPU/MR

remedial measures.

1.9.1.4.4 Ambulance Services, Blood Bank, Security Services, CCTV, Wi-Fi facility, Fire NOC and Storage facility

(i) Ambulance Services: For transporting patients in emergency conditions, ambulance services are provided in each hospital. In May 2018, MoR instructed that one ambulance should be available in each health unit, minimum two ambulances for each divisional/sub-divisional hospitals and minimum four ambulances for zonal hospital or as per local requirement.

Audit observed that ambulance facility was not available in four SDRH and 45 HUs of 12 ZRs¹¹. MoR stated (March 2023) that instructions had been issued to hospitals to have an imprest to hire ambulances as and when the need arises.

(ii) Blood Bank: In May 2018, RB instructed the ZRs that hospital should have proper blood banking procedure and hospital authority should decide whether to start it in-house or arranging for some local tie up as per local requirement.

Scrutiny of records revealed that in 35 hospitals across ZRs (except WR), in-house or local tie-up for Blood bank facility was not found during Joint Inspection of Hospitals.

MoR stated (March 2023) that in-house Blood Bank is available in the larger railway hospitals as it may not be feasible in smaller railway hospitals given the cost and manpower involved. Audit, however, observed that even in some Central Hospitals (CH/Jabalpur, CH/Bilaspur and CH/Patna), in-house Blood Bank facility was not available.

(iii) CCTV and Wi-Fi facilities: In September 2018, MoR instructed to all ZRs and PUs to provide CCTV and Wi-Fi facilities at all hospitals to monitor cleanliness, security and other activities. It was also instructed that Wi-Fi facilities to be made available at all the hospitals.

It was observed that in four Central/Divisional/Sub-Divisional hospitals of three ZRs¹², CCTVs were not available. In 12 central/divisional/sub-divisional hospitals of nine ZRs¹³, Wi-Fi facility was not available.

(iv) Fire NOC: As per Clinical Establishment Act (Registration and Regulations), 2010, each hospital should obtain Fire NOC from the respective State's Fire Department and concurrently be renewed.

Audit observed that in 60 Central/Divisional/Sub-Divisional hospitals

¹¹ CR, ER, ECR, NCR, NER, NFR, NWR, SCR, SER, SR, WCR and WR

¹² CR, NR and SCR

¹³ CR, ECR, NER, NFR, NR, NWR, SCR, WCR and WR

across ZRs, Fire NOC had not been obtained from the respective State agencies/authorities.

(v) Storage facility: To assess the storage facility for drugs in the hospitals, joint inspection of 71 hospitals was conducted. It was found that:

- i. In 15 hospitals over 10 ZRs¹⁴, sufficient space was not available for storage of the drugs.
- ii. In 16 hospitals over 10 ZRs¹⁵ (including RPU/MR), physical verification of medical store was not conducted.
- iii. In 12 hospitals over seven ZRs¹⁶, expired drugs were not stored separately.

Annexure-1.6 & 1.9

MoR asserted (January 2024) that the periodical review to assess the resources and infrastructure is ongoing process based on needs of medical beneficiaries, development/advancement in Medical Sciences and availability of funds.

The reply of the Ministry is generic in nature and does not bring out the action taken on the specific shortcomings highlighted by Audit.

1.9.2 Treatment and services

1.9.2.1 Treatment in In-Patient Department (IPD)

A. From the performance statistics of IR, Annual Reports and Account 2020-21, it was observed that a total number of 2,83,115 IPD cases were attended by all Railway hospitals across ZRs. In absence of any laid down norms, the IPD facilities available in different hospitals of ZRs were compared with the norms provided in Indian Public Health Standard– 2012 (IPHS).

As per IPHS, Bed Occupancy Ratio (BOR) of a hospital should be at least 80 *per cent*, which is regarded as a sign of good productivity of the hospital.

The IPD facilities of 71 selected hospitals across ZRs (including RPU/MR) pertaining to the period 2017-22 were reviewed. Audit observed that in 56 hospitals (80 *per cent*), BOR was below 80 *per cent*. Details of average of BOR during 2017-2020 are shown in **Annexure-1.10A & 1.10B**.

Ministry of Railways admitted (March 2023) that absence of multiple specialists had caused low BOR in sub-divisional hospitals. However, the BOR was below 50 *per cent* even in two Central Hospitals (CH/UBL-SWR

¹⁴ CR, ECoR, NFR, NWR, SCR, SECR, SER, SR, WCR and WR

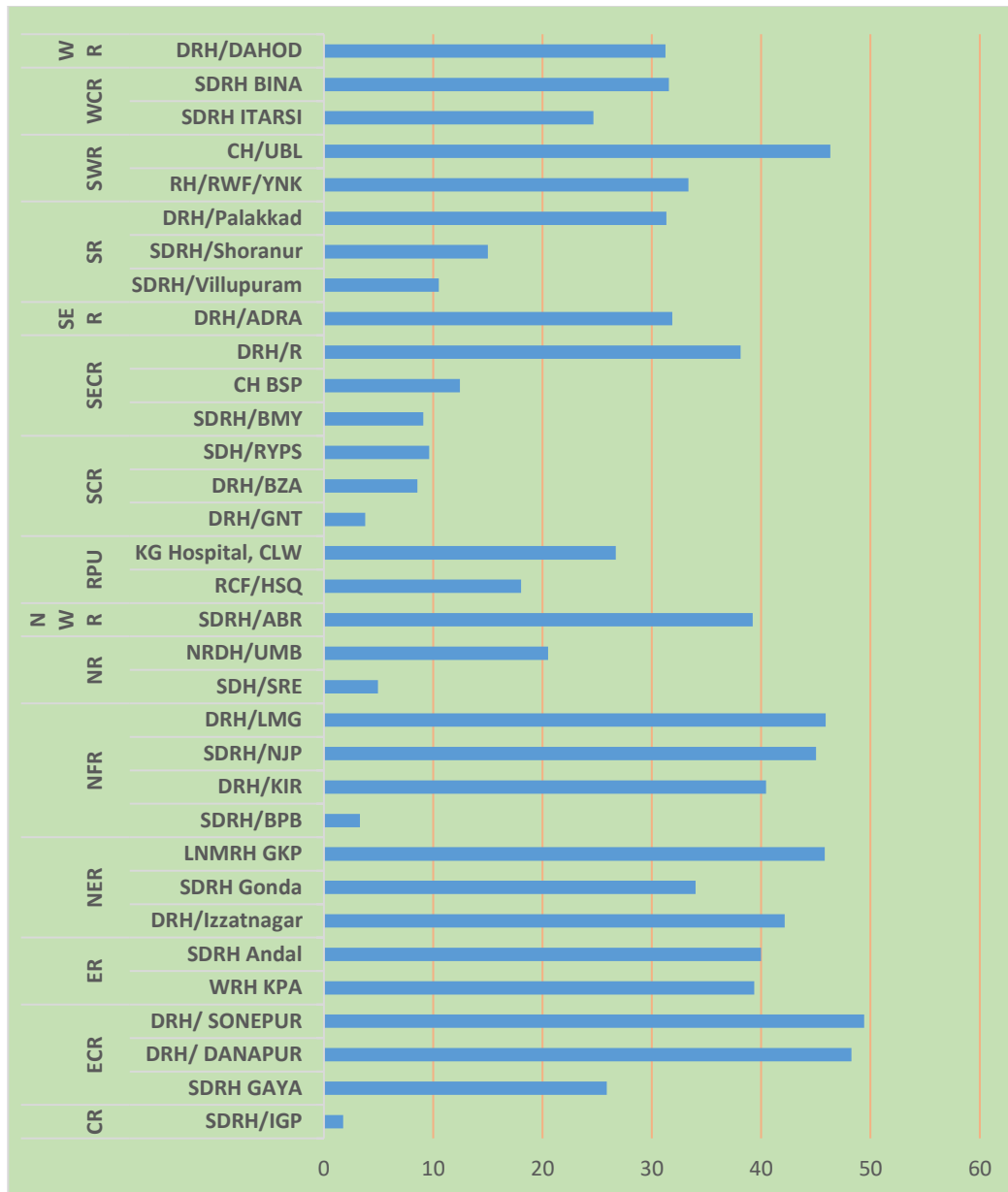
¹⁵ CR, ER, NCR, NER, NFR, SECR, SER, SR, WCR and RPU/MR

¹⁶ CR, NCR, SCR, SECR, SER, SWR and WR

and CH/BSP-SECR) as shown in Fig. 1.3.

The average bed occupancy in 33 hospitals of 15 ZRs where BOR was less than 50 per cent during 2017-20 is shown in Fig. 1.3:

Fig. 1.3: Average of Bed Occupancy Ratio (BOR)



Source: IPD Register maintained at CH/DRH/SDRH.

B. Cases where patients leave the hospital and treatment against the advice of doctors are referred to as LAMA (Leave Against Medical Advice) cases. Higher LAMA cases are indicative of inadequacies in rendering required healthcare services and non-availability of requisite infrastructure facilities in the hospitals concerned.

In all ZRs and RPUs hospitals, as against total 14,66,004 admissions

during 2017-22, 14,698 cases of LAMA were observed. Details of hospital-wise LAMA cases are shown in **Annexure 1.10A**. In 23 hospitals of 13 ZRs, the LAMA rate per thousand was more than 10 as shown in the **Table 1.8**.

Table 1.8: Status of LAMA in Railway Hospital

| Sl. No. | Zonal Railways | Name of Hospitals | Total no. of IPD cases | Total LAMA cases | LAMA Rate |
|--------------|----------------|-------------------|------------------------|------------------|-----------|
| 1 | NR | RDSO/LKO | 4674 | 457 | 98 |
| 2 | ECR | DRH/SONEPUR | 14262 | 1394 | 98 |
| 3 | NWR | SDRH/RE | 4287 | 329 | 77 |
| 4 | WCR | SDRH/ITARSI | 2828 | 208 | 74 |
| 5 | SCR | SDH/RYPS | 1357 | 96 | 71 |
| 6 | ER | SDRH/Andal | 7528 | 495 | 66 |
| 7 | SR | SDRH/Villupuram | 1878 | 103 | 55 |
| 8 | NFR | DRH/KIR | 11105 | 535 | 48 |
| 9 | WCR | SDRH/BINA | 4104 | 185 | 45 |
| 10 | SECR | SDRH/BMY | 4640 | 160 | 34 |
| 11 | NFR | SDRH/NJP | 20500 | 671 | 33 |
| 12 | NR | RCF/HSQ | 7127 | 217 | 30 |
| 13 | NR | NRDH/LKO | 27600 | 815 | 30 |
| 14 | SER | DRH/Adra | 12928 | 373 | 29 |
| 15 | NCR | DRH/Agra | 9759 | 239 | 24 |
| 16 | ECR | DRH/DANAPUR | 15124 | 344 | 23 |
| 17 | SER | DRH/Kharagpur | 39581 | 559 | 14 |
| 18 | SR | RH/ICF/Perambur | 20941 | 290 | 14 |
| 19 | CR | SDRH/IGP | 467 | 6 | 13 |
| 20 | NWR | DRH/Ajmer | 33126 | 422 | 13 |
| 21 | NR | NRDH/DLI | 6288 | 78 | 12 |
| 22 | ER | DRH- HWH | 19136 | 227 | 12 |
| 23 | WR | SDRH/Valsad | 7506 | 84 | 11 |
| Total | | | | 8288 | |

Source: IPD register maintained in railway hospitals

While admitting the audit contention, MoR (March 2023) stated that the re-allocation of beds and resources (both manpower and equipment) for optimal utilization of resources is under active consideration. MoR further stated that hospitals with higher LAMA rate would be studied and corrective measures initiated including re-allocation of manpower and equipment for better utilization and patient satisfaction.

Reply of the MoR was indicative of improper distribution of resources and absence of required facilities for delivery of quality health services to its beneficiaries.

1.9.2.2 Testing of water samples

Para 901 of the Indian Railway Medical Manual provides that preventive and promotive health services are essential to control communicable and non-communicable diseases and to improve the health of the Railway population, to enable them to lead a better quality of life. Some of the health Services provided to railway beneficiaries include immunisation of children, implementation of National Health Programmes, like control programs for Malaria, Tuberculosis, Diarrhoea, Cancer, Blindness, AIDS, etc., Food Hygiene and Implementation of Prevention of food adulteration (PFA), monitoring of quality of water supply etc.

Section 38 of the Food Safety and Standard Authority of India (FSSAI) Act provides that Food Safety Officer (FSO) in Indian Railway is empowered to lift food samples and to have them inspected, investigate complaints, and maintain the databases within their areas.

A. Testing of food and water samples

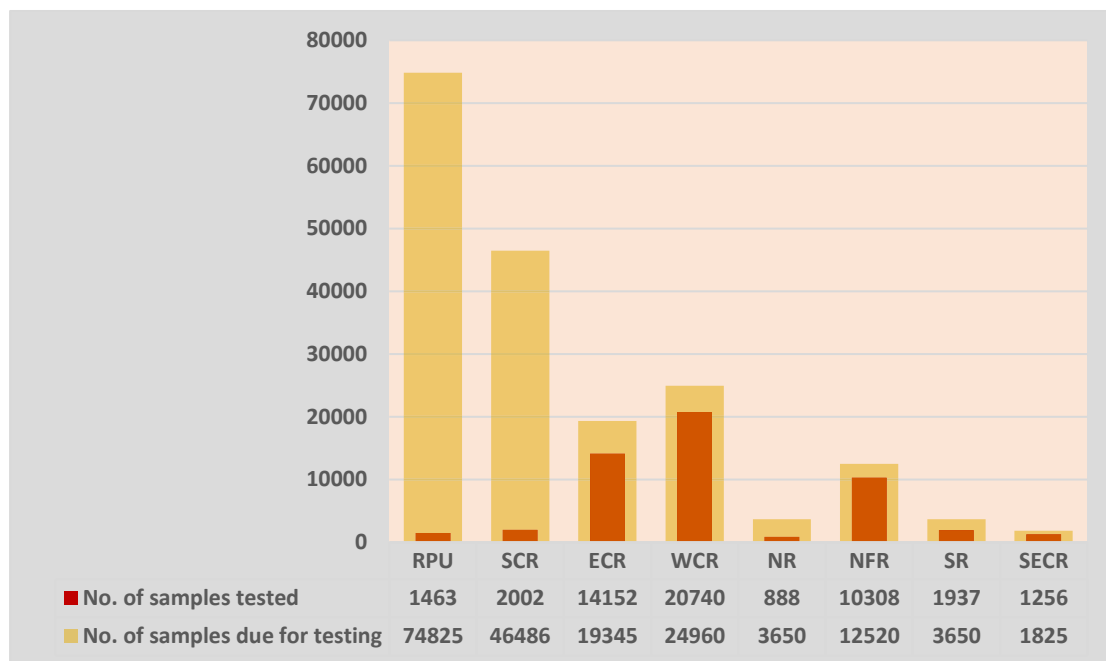
Audit reviewed the status of compliance to extant provisions relating to testing of food and water samples in 71 selected hospitals. It was observed that:

- i. Food samples in 35 hospitals in 14 ZRs¹⁷ (including RPU/MR) were not collected.
- ii. There was a shortfall in the collection of water samples against the prescribed norms for testing residual chlorine at 22 hospitals of 11 ZRs¹⁸ (including MR/RPU) as shown in **Fig. 1.4**:

¹⁷ CR, ECR, ER, NER, NFR, NR, NWR, SCR, SECR, SER, SR, SWR, WCR and RPU/MR

¹⁸ ECR, ER, NER, NFR, NR, SCR, SECR, SER, SR, WCR and RPU/MR

Fig. 1.4: Shortfall in testing for residual chlorine

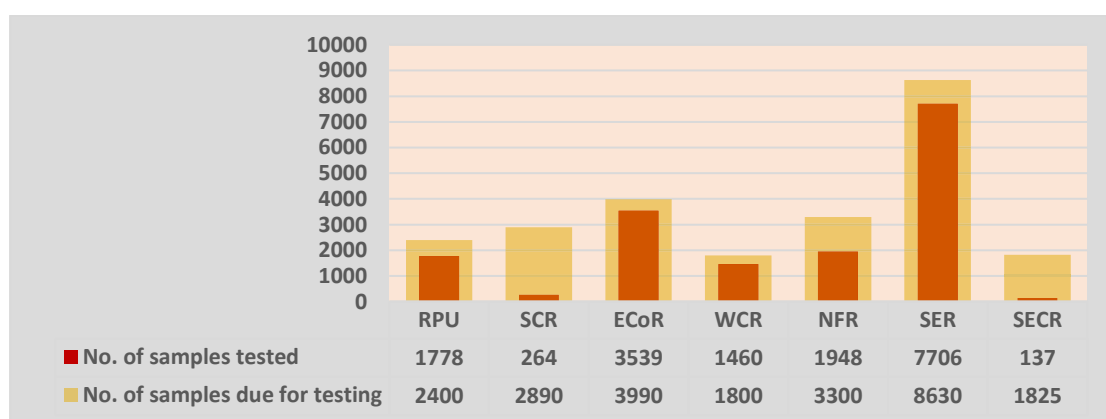


| Zone | RPU | SCR | ECR | WCR | NR | NFR | SR | SECR |
|----------------------|-------|-------|------|------|------|------|------|------|
| Shortfall in testing | 73362 | 44484 | 5193 | 4220 | 2762 | 2212 | 1713 | 569 |

Source: Records of MD/CMS office.

- iii. Shortfall in testing for Biological Analysis at 20 hospitals in 11 ZRs¹⁹ (including MR/RPU) was observed as shown in Fig. 1.5:

Fig. 1.5: Shortfall in biological analysis of water samples



| Zone | RPU | SCR | ECoR | WCR | NFR | SER | SECR |
|----------------------|-----|------|------|-----|------|-----|------|
| Shortfall in testing | 622 | 2626 | 451 | 340 | 1352 | 924 | 1688 |

Source: Records of MD/CMS office.

- iv. Test results were found unsatisfactory for residual chlorine and biological samples in 51 and 49 hospitals respectively as mentioned in **Annexure-1.11**. Unsatisfactory samples (in per cent) found in the

¹⁹ ECOR, ECR, ER, NFR, NR, SCR, SECR, SER, WCR and RPU/MR.

ZRs are shown in Fig. 1.6 (a) and Fig. 1.6 (b):

Fig. 1.6(a): Unsatisfactory sample of residual chlorine

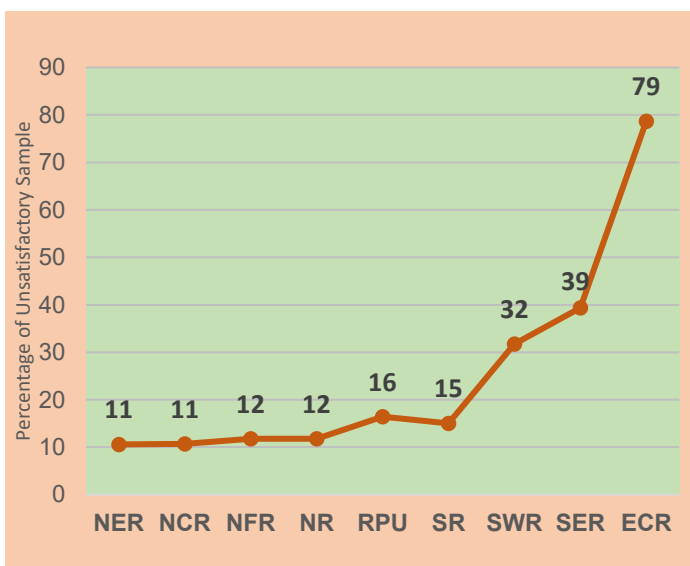
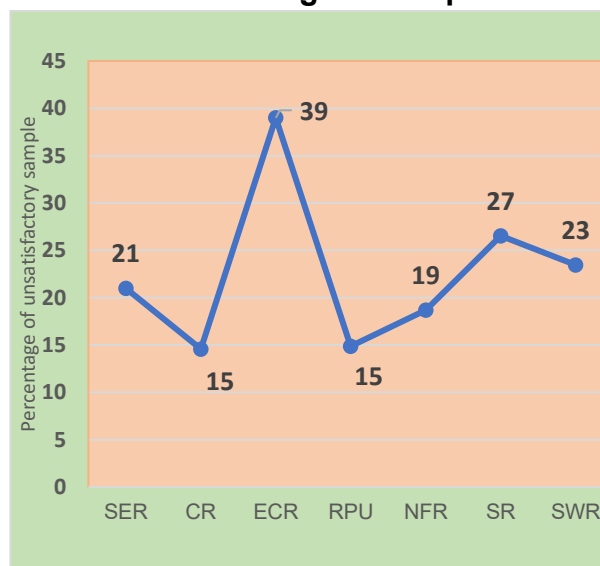


Fig. 1.6(b): Unsatisfactory biological sample



MoR stated (March 2023) that non-collection of food samples from the railway hospitals and shortfall in collection of water samples, was mainly due to COVID-19 pandemic. MoR further stated (January 2024) that lab tests are being outsourced on the basis of feasibility of better performance. The reply was not acceptable, as the shortfall in collection of food samples was also noticed during pre-COVID-19 pandemic period 2017-18 to 2019-20 (February 2020). The reply did not indicate whether there had been any improvement in the shortfalls after the outsourcing of lab tests.

B. Shortfall in health check up of Railway employees

In November 2017, RB directed all ZRs that the basic health checkups of all the Railway employees is to be done annually covering health and performance parameters.

Audit observed that there was shortfall in health checkup of employees ranging from 18 per cent (WR) to 90 per cent (NCR) during 2017-2022 as mentioned in **Annexure-1.12**.

MoR stated (March 2023) that shortfall in annual health checkup was mainly due to COVID-19 pandemic. MoR also stated that annual health checkup exercise would be strengthened in due course. The reply was not acceptable as there was shortfall noticed during pre-COVID pandemic also.

Thus, MoR failed in ensuring compliance to provisions contained in Railway Medical Manual and its directives for preventive and promotive health services.

1.9.2.3 Medical aid to passengers travelling in trains and at stations

In October 2019, IRs developed Rail-Madad portal to enable lodging of a complaint/seeking assistance or giving suggestions online /App /SMS and the facility to track the live status of complaints and provide feedback based on their satisfaction with the resolution. Helpline No. 139 was notified for all types of complaints and for any other emergency/assistance. As per Service Level Agreement (SLAs) up to two hours was fixed against the complaints associated with medical assistance.

Audit observed that no specific norms/benchmarks were fixed by MoR for the average disposal time for calls received through Rail-Madad App in trains/stations. It was also observed that no administrative manual/user manual of Rail-Madad had been prepared.

Analysis of Management Information System data related to medical emergency of the 27 selected divisions across ZRs revealed that:

- i. In 12 divisions across eight ZRs²⁰, the average time taken to resolve/close the complaint of the passenger for medical assistance ranged between 2:02 hours (BPL/WCR) and 6:42 hours (DLI/NR) as against prescribed disposal time of two hours as per service level agreements.
- ii. In 19 divisions of 12 ZRs²¹, 296 passengers had given unsatisfactory feedback on the ground of either non-attendance by a doctor or delay in attending to the patients as indicated in **Annexure-1.13A**.
- iii. In respect of 14 cases (WCR), the data showed disposal of the complaint in zero minutes. The discrepancies need to be examined at the system application level to ascertain reasons for the acceptance of obviously incorrect data. Details of average disposal times in selected divisions across ZRs are shown in **Annexure-1.13A**.
- iv. To make the public aware about the usage of Rail Madad App, publicity was being done by sticking posters at appropriate places at the station through public announcements and printing of 139 helpline number in the PRS and UTS tickets. Joint inspection with railway authorities revealed that in 18 out of 53 selected stations pertaining to eight ZRs²², publicity of Rail-Madad (medical emergency) through banner, poster, public announcement was inadequate. Audit observed that that in 18 out of 53 selected stations pertaining to eight ZRs²³, wide publicity of Rail-Madad (medical

²⁰ CR, ECoR, ECR, NFR, NR, SER, SR and WCR

²¹ CR, ECR, NCR, NR, NWR, SCR, SECR, SER, SR, SWR, WCR and WR

²² CR, ECR, SCR, SER, SR, SWR, WCR and WR

²³ CR, ECR, SCR, SER, SR, SWR, WCR and WR

emergency) through banner, poster, public announcement was not made as detailed in **Annexure-1.13B**.

While admitting the audit observations, MoR assured (March 2023) to initiate corrective measures. However, the fact remained that in absence of specific norms/benchmarks, there was considerable delay in disposal of calls received through Rail-Madad App.

1.9.2.4 Implementation of Ayushman Bharat PM-Jan Arogya Yojana

In February 2019, MoR nominated 52 railway hospitals for providing specific medical treatment to the eligible beneficiaries under the scheme.

Audit observed that:

- i. The scheme had not been implemented in 13 hospitals in eight ZRs²⁴.
- ii. In 38 hospitals, where the scheme was reported to have been implemented, procurement of IT hardware for effective implementation of the scheme was not made in 13 hospitals of seven ZRs²⁵. The treatment facilities were not availed by eligible beneficiaries in 32 hospitals²⁶ where the scheme was implemented. The status of implementation of the scheme is shown in **Annexure-1.14**. Moreover, in two hospitals²⁷ (WCR), though registered under the scheme for paediatric treatment, no paediatrician was ever appointed/engaged since the inception of Ayushman Bharat Yojana.
- iii. In two ZRs, expenditure incurred amounting to ₹ 11.61 lakh in rendering services to scheme beneficiaries had not been realized from the respective State Health Agencies as indicated in the **Table 1.9**.

Table 1.9: Non-realization of amount from State Health Agencies

| Sl. No. | Zonal Railway | Name of the hospital | Expenditure incurred (₹ in lakh) | Expenditure realized (₹ in lakh) | Outstanding amount (₹ in lakh) |
|--------------|---------------|----------------------|----------------------------------|----------------------------------|--------------------------------|
| 1 | WR | CH/JRH/Mumbai | 6.25 | 4.75 | 1.50 |
| 2 | NFR | DRH/LMG | 10.11 | 0 | 10.11 |
| Total | | | | | 11.61 |

Source: Records for Ayushman Yojana implementation maintained in MD/CMS office

In their reply, MoR (March 2023) assured implementation of Ayushman Bharat Yojana in the nominated Railway hospitals. MoR also assured to recover the expenditure made under the Ayushman Bharat Scheme from the State Health Agencies.

²⁴ ER, NCR, NFR, NR, SECR, SER, SR and WR

²⁵ ECoR, ER, NER, NFR, NR, SER and WCR

²⁶ CR(3), ECoR(2), ECR(4), ER(2), NCR(1), NER(3), NFR(1), NR(4), SCR(2), SER(2), SWR(2), WCR(4) and WR(2)

²⁷ WCR-SDRH/ET and SDRH/BINA

1.9.3 Monitoring and Internal Control

Effective monitoring and internal control plays a vital role in efficient delivery of health services through judicious management of its resources including optimal utilization of available funds. A few illustrative cases are discussed below:

1.9.3.1 Shortfall in conducting medical audit of referral cases

At the tertiary level of care, the beneficiaries are also referred to the non-railway recognized hospitals for providing medical facilities which are not available in their existing hospitals.

In December 2019, RB directed that medical audit of all referral cases should be done hospital-wise on a monthly basis. The findings of medical audit and corrective actions taken thereof, if any, were to be sent to RB along with monthly returns. It was also instructed to all ZRs that inter zonal audit of referral cases was required to be conducted on half yearly basis.

Scrutiny of records relating to medical audit in selected 71 hospitals across ZRs revealed that against 7,47,818 referred cases during 2017-22, medical audit was not conducted in 7,38,297 cases (98.72 per cent). Of these, in 3,83,098 cases in eight ZRs, medical audit was not conducted at all. Details are shown in **Table 1.10**.

Table 1.10: Shortfall of medical audit of referral cases

| Sr. No. | ZRs | Total No. of patients referred | Number of cases for which Medical audit conducted | Number of cases for which Medical audit not conducted | Percentage of cases in which Medical audit not conducted |
|---------|-------------------------------|--------------------------------|---|---|--|
| 1 | ER | 5751 | 0 | 5751 | 100 |
| 2 | NER | 12328 | 0 | 12328 | 100 |
| 3 | NFR | 16440 | 0 | 16440 | 100 |
| 4 | SCR | 139687 | 0 | 139687 | 100 |
| 5 | SER | 35974 | 0 | 35974 | 100 |
| 6 | SR | 67189 | 0 | 67189 | 100 |
| 7 | SWR | 64340 | 0 | 64340 | 100 |
| 8 | WR | 41389 | 0 | 41389 | 100 |
| | Sub-Total²⁸ | 383098 | 0 | 383098 | 100 |
| 9 | ECR | 4944 | 6 | 4938 | 99.88 |
| 10 | CR | 56913 | 105 | 56808 | 99.82 |
| 11 | NR | 67164 | 416 | 66748 | 99.54 |
| 12 | WCR | 37484 | 232 | 37252 | 99.38 |
| 13 | ECoR | 59950 | 310 | 59640 | 99.48 |
| 14 | NWR | 50371 | 531 | 49840 | 98.95 |
| 15 | RPU | 7203 | 402 | 6801 | 94.41 |

²⁸ This indicates that in eight ZRs, no medical audit was conducted.

| Sr. No. | ZRs | Total No. of patients referred | Number of cases for which Medical audit conducted | Number of cases for which Medical audit not conducted | Percentage of cases in which Medical audit not conducted |
|--------------|------|--------------------------------|---|---|--|
| 16 | SECR | 42639 | 889 | 41750 | 97.92 |
| 17 | NCR | 38052 | 4706 | 33346 | 87.63 |
| Total | | 747818 | 7557 | 7,38,297 | 98.72 |

Source: Medical Audit file maintained in PCMD/MD/CMS office.

Audit also observed that:

- i. Inter Zonal audit had not been conducted in 62 hospitals across ZR as indicated in **Annexure-1.15**.
- ii. Monthly return, depicting the findings of the audit and corrective action report, had never been submitted to RB by 62 hospitals.
- iii. In eight railway hospitals of six ZRs²⁹, total 5858 patients were referred to non-railway recognized hospitals/imaging centres/pathological centres, despite the availability of specialist doctors/specialised services in these hospitals which resulted into incurring injudicious expenditure to the tune of ₹ 14.07 crore.

MoR (March 2023 and January 2024) stated that instructions had been issued to the ZRs to carry out intra-zonal and inter-zonal medical audit of referral cases. MoR also stated that the patients are referred to private empanelled hospitals only in those cases where in-house treatment is not available and patients require higher investigation and specialized treatment.

The reply of the MoR indicated the absence of adequate internal control mechanism in place to implement its own instructions on medical audit and intra/inter zonal audit, despite the very high quantum of referral cases. The reasons of such large number of referral cases can be ascertained only through medical audit of the cases. In absence of medical audit of referral cases, the reply of MoR is generic and is not acceptable.

An illustrative case is given below which shows that the referral of patients was not due to any complex medical condition but due to idling of available machine:

In Central Hospital/Jabalpur of West Central Railway, Audit observed that the Colour Doppler Sonography machine was out of order since July 2020. The machine was rectified but again started malfunctioning from November 2020 onwards. Since then, the machine remained idle. In May 2021, a new

²⁹ ECoR, ECR, NFR, SCR, RPU/MR and WCR.

Colour Doppler and Echocardiography Ultrasound Scanning Machine was purchased at a total cost of ₹ 31.80 lakh.

Audit further observed that during the period (July 2020 to May 2021) of idling of old machine and installation of new machine, 979 number of patients (CH/Jabalpur) were referred for diagnosis/test to various non-railway recognized hospitals. This had resulted in avoidable expenditure of ₹ 3.16 lakh.

MoR (March 2023) stated that the instructions had been issued to the ZRs for optimal utilization. However, the fact remained that the MoR had incurred avoidable expenditure of ₹ 3.16 lakh due to non-maintenance of Colour Doppler machine.

1.9.3.2 Hospital Management Information System (HMIS)

HMIS is to take care of documentation, issuance of outpatient slips, updating the medical history of beneficiaries, etc. In HMIS, there are essential 11 modules like Clinical, Administrative, Patient Services and Ancillary Modules viz OPD, IPD, Laboratories, Pharmacy, Referrals, Medical Examinations, Sick-Fit Certifications, Reimbursement of Medical Claims, etc.

Minister for Railways, in the budget announcement 2014-15 stated that integration of HMIS in all the hospitals of IR is to be made. To start with, a pilot project over NR was sanctioned in 2015-16 with an estimated cost of ₹ 21.2 crore. In January 2018, RB assigned the work to Centre for Railway Information System (CRIS) with a revised cost of ₹ 26.62 crore. No progress was, however, made.

In August 2020, the work was assigned to Rail Tel Corporation of India (RCIL). A tripartite agreement was signed among NR, CRIS, and RCIL. Subsequently, the scope of work was further extended to all IR Hospitals and health units. Accordingly, a supplementary MOU was signed in March 2022 with a revised cost of ₹ 63.28 crore. In the said MOU, all the HMIS modules were targeted to be rolled out in IR within three months of the signing of MOU. In October 2022, RB instructed all ZRs to ensure implementation of all modules of HMIS in at least one hospital of each zone within two months.

Audit observed that even the essential 11 modules of HMIS had not been implemented as indicated in **Annexure-1.16**. The status of implementation of these modules is shown in the **Table 1.11**.

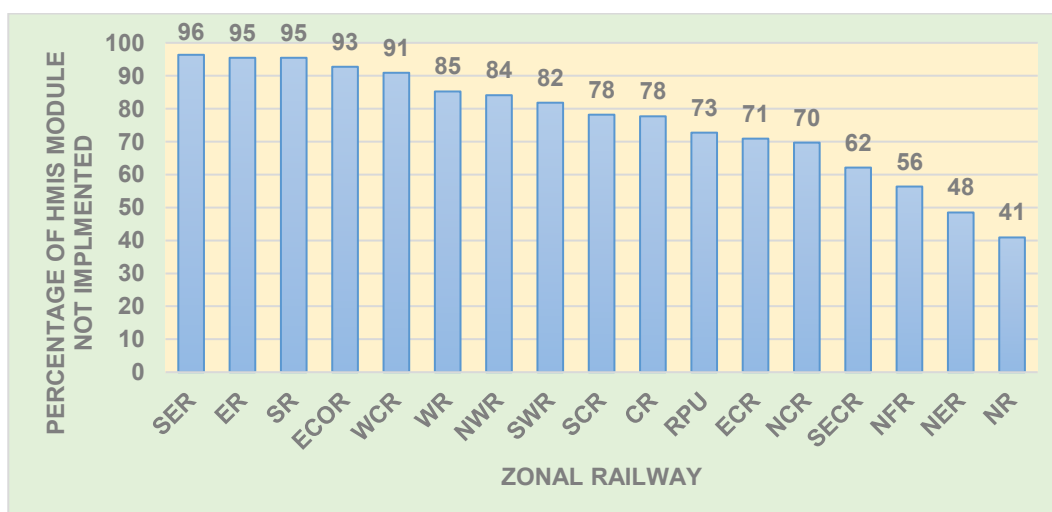
Table 1.11: Status of implementation of modules of HMIS as of March 2022

| Sl. No. | Module | Registration | OPD | Pharmacy | Laboratory | Referral | Queue system | IPD + Anesthesia | Sick & Fit | Service Area | OT+ Anesthesia | Local Purchase |
|---------|--|--------------|-------|----------|------------|----------|--------------|------------------|------------|--------------|----------------|----------------|
| 1 | 2 | 3 | 4 | 5 | 6 | 7 | 8 | 9 | 10 | 11 | 12 | 13 |
| 1 | Number of Railway Hospitals | 28 | 49 | 72 | 92 | 89 | 92 | 77 | 83 | 90 | 92 | 98 |
| 2 | Percentage of implementation ³⁰ | 18.92 | 33.11 | 48.65 | 62.16 | 60.14 | 62.16 | 52 | 56 | 60.81 | 62.16 | 66.22 |

Source: HMIS file maintained in PCMD/MD/CMS.

The overall status of implementation of HMIS in 71 selected hospitals is shown in Fig. 1.7:

Fig. 1.7: Percentage of Shortfall in implementation of modules of HMIS in test checked hospitals of each zone



Source: Records of CMD/CMS office

It is evident from the above that the failure of the ZRs in full implementation of HMIS delayed the intended benefit of delivering seamless and hassle free health care services to its beneficiaries.

While admitting the shortfall in implementation of HMIS, MoR stated (March 2023 & January 2024) that various modifications/up gradations are also being implemented in HMIS. MoR further stated that the issues of hardware procurement and LAN availability for implementation of HMIS were being sorted out on priority basis.

³⁰ Calculated with reference to 148 hospitals and health units as indicated in Table- 1.1

The reply of the Ministry is generic and does not indicate the status of implementation of modules of HMIS across ZRs.

1.9.3.3 Diet Charges

Para 642 of the Indian Railway Medical Manual 2000 and instructions issued by MoR time to time provide that the rates of diet charges are required to be fixed by the ZRs on a 'No profit No-loss basis'. This was reiterated by the MoR and it was decided that the Railway may continue to fix, review and revise the diet charges on the basis of the local market price of various food items supplied by the railway in their hospitals such as meal, vegetables, rice, pulses, eggs, etc. In addition, 20 *per cent* of the total cost so fixed for basic inputs may be included to meet the cost of overheads. It was also stipulated that the rates thus fixed must be reviewed every three years.

Further, for the treatment taken in non-railway recognized hospitals, the diet charges should be recovered at 20 *per cent* of the room rent charges in case the tariff does not indicate the accommodation and diet charges separately. In their Action Taken Note (June 2016) on Performance Audit Report on "Hospital Management in Indian Railways", MoR directed all ZRs that the diet revision committee consider various factors responsible for assessing the diet charges and revise such charges periodically.

In June 2018, MoR fixed monetary limit for free diet in respect of beneficiaries drawing basic pay/pension/family pension of ₹ 44,900.

Scrutiny of records revealed that the expenditure incurred for providing diet to patients was more than the amount recovered from them, resulting in loss of ₹ 18.67 crore across 14 ZRs³¹ (including RPU / MR) during the review period 2017-18 to 2021-22 as indicated in **Annexure-1.17**. The loss was attributed to the free diet provided to eligible beneficiaries, non-adherence to applying 20 per cent overhead charges and non-revision of diet charges in five ZRs³² in every three years.

MoR stated (March 2023) that instructions would be issued to ZRs for revision of diet charges at regular intervals. The reply of the MoR highlighted the non-compliance to the existing provisions in this regard wherein revision of diet charges was not carried out within the stipulated period of three years in five ZRs.

³¹ CR, ECoR, ECR, ER, NFR, NR, NWR, SECR, SER, SR, SWR, WCR, WR and RPU/MR.

³² NFR, SER, SCR, CR and SR

1.9.3.4 Irregular Payment of Non-Practicing Allowance to Doctors/Medical Officer holding Administrative post

As per Seventh Pay Commission's recommendations, MoR issued (August 2017) an order to all ZRs that Non-Practicing Allowance (NPA) should continue to IR Medical Service Officers subject to the condition that the post should be clinical and whole-time post. It was instructed to all ZRs to follow this order with effect from 1 July 2017. In September 2018, MoR identified some posts of IRMS as administrative post (all doctors working in the RB office, all doctors working in the Headquarters Office, CMS and MDs working in the Divisional Office and In-charge of various Central Hospital and PU Hospital).

Scrutiny of salary bills and personal file/records revealed that doctors holding administrative posts were paid NPA in contravention of instruction, amounting to ₹19.09 crore across ZRs (Details are shown in **Annexure-1.18**) during the period 2017-18 to 2021-22 as detailed in **Table 1.12**.

Table 1.12: Irregular Payment of NPA

| Sl. No. | Zonal Railway | Amount of NPA paid to Doctors and Medical Officers (in ₹) | Amount of DA paid to Doctors and Medical Officers (in ₹) | Total Amount (in ₹) |
|--------------|---------------|---|--|---------------------|
| 1 | CR | 75,12,525 | 11,38,338 | 86,50,863 |
| 2 | ECoR | 89,59,140 | 13,38,562 | 1,02,97,702 |
| 3 | ECR | 33,10,220 | 4,70,682 | 37,80,902 |
| 4 | ER | 2,29,53,109 | 32,81,710 | 2,62,34,819 |
| 5 | NCR | 1,12,13,660 | 19,94,813 | 1,32,08,473 |
| 6 | NER | 1,25,11,225 | 38,72,312 | 1,63,83,537 |
| 7 | NFR | 1,48,94,592 | 27,93,550 | 1,76,88,142 |
| 8 | NR | 1,25,90,282 | 22,56,816 | 1,48,47,098 |
| 9 | NWR | 50,02,100 | 6,39,537 | 56,41,637 |
| 10 | RPU/MR | 22,74,500 | 1,71,951 | 24,46,451 |
| 11 | SCR | 49,81,040 | 7,51,009 | 57,32,050 |
| 12 | SECR | 29,10,122 | 3,96,714 | 33,06,836 |
| 13 | SR | 1,14,87,696 | 16,00,445 | 1,30,88,141 |
| 14 | SWR | 1,00,86,748 | 15,45,487 | 1,16,32,235 |
| 15 | WCR | 85,42,887 | 13,50,088 | 98,92,975 |
| 16 | WR | 1,22,42,512 | 1,59,24,984 | 2,81,67,496 |
| Total | | 15,14,72,358 | 3,95,26,998 | 19,09,99,357 |

Source: Pay sheet and IPAS data

It was observed that in response to General Manager (Accounts)/ER's reference, Pay Commission Directorate of Railway Board clarified (February 2023) the admissibility of NPA to IRHS officers. MoR also stated (March 2023) that Indian Railway Health Service (IRHS) officers should be paid NPA as they do significant clinical work in addition to their administrative responsibilities.

The responses of MoR are at variance with its instructions of September 2018 identifying certain posts as administrative with separate service conditions. The contention of doing significant clinical work is generic and not supported by analysis of the prescribed duty lists and other service conditions relating to the administrative posts.

1.9.3.5 Supply of sub-standard medicines

As per drug procurement policy (March 2018), on finding more than two instances of sub-standard drugs supplied by any manufacturing unit to any Zonal Railway, no further order is to be placed on that manufacturing unit till the expiry of three years period of approval of registration by DG/RHS.

Audit observed that a purchase order for supply of medicines worth ₹ 0.86 lakh was placed by WCR on the same firm which had supplied sub-standard medicines in other ZRs (NR and WR), sub-standard medicines were supplied due to absence of any provision of Indian Railway E-procurement System (IREPS) portal for uploading the name of blacklisted firms or the firm supplied sub-standard medicines. In 27 hospitals of 11 ZRs (including RPU/MR), sub-standard drugs were supplied as shown in **Annexure-1.19**. It was also observed that the list of firms supplying sub-standard medicines was not being concurrently updated in the RB website/portal. The last such updated list was up to February 2011.

MoR stated (March 2023) that instructions had been issued to the ZRs for necessary remedial measures. In absence of any supporting documents in respect of remedial actions taken to eliminate the possibility for supply of sub-standard drugs, the reply of the Ministry is not acceptable in Audit.

1.9.3.6 Non-consumption/non-transfer of drugs prior to expiry of their shelf life

Para 411 of the Indian Railway Medical Manual provides for the transfer of surplus medicines/drugs to other health units/Hospitals in the same Zone or other Zones.

In 24 hospitals of 13 ZRs³³ (including RPU/MR), 935 medicines worth ₹ 48.63 lakh was neither consumed nor transferred to other Divisions/ZRs till March 2022 as indicated in **Annexure-1.20**. Those medicines finally expired.

MoR stated (January 2024) stated that medicines/drugs are stored in a railway stocks as per requirement and consumption basis. The contention of MoR is not acceptable as local purchase of medicines were made in

³³ CR, ECR, NCR, NER, NFR, NR, NWR, SECR, SER, SR, WCR, WR and RPU/MR.

excess of prescribed limit and the surplus medicines expired their shelf life as those medicines were neither consumed nor transferred to other hospitals for their utilization.

1.9.3.7 Management of COVID pandemic

The IR is one of the largest Railway in the world with over one crore beneficiaries availing health care services rendered through 129 hospitals and 586 health units across ZRs. During COVID pandemic in 2020-22, IR had to face a challenging task of mitigating the adversities emerged as a result of COVID pandemic. Besides providing healthcare facilities to its own beneficiaries, IR also had to provide assistance to take care of civilians as healthcare system of India faced acute shortage of doctors, para medical staff, beds, equipment etc. Many railway hospitals were placed at the disposal of State Authorities. IR had contributed in the integrated effort of the nation to effectively deal with the crisis.

1.9.3.7.1 Contribution of Indian Railways during COVID

- I. The major contribution of IR to meet the challenges of COVID pandemic were:
 - a) Mobilization of 2500 doctors and about 35000 para medical staff in a phased manner.
 - b) More than 50 *per cent* of hospital beds were dedicated to COVID patients.
 - c) Community centres converted to quarantine centres.
 - d) Conversion of railway coaches into COVID care centres (isolation wards).
 - e) Production units and workshops were used for production of PPE Kits, stretchers, hospital beds etc.
- II. Scrutiny of the records of selected hospitals of IR revealed that the following infrastructure and facilities were developed during COVID as shown in **Table 1.13**.

Table 1.13: Infrastructure and facilities developed by the selected hospitals

| Facilities/ Infrastructure | Pre COVID period (As on 31.12.19) | Increase during COVID pandemic (01.01.2020 to 30.06.21) | Infrastructure/ services reserved for future pandemic |
|--------------------------------|---|---|---|
| No. of ICU beds | 376 | 409 | 194 |
| No. of Invasive Ventilators | 105 | 317 | 160 |
| No. of Oxygen concentrator | 131 | 1151 | 775 |
| No. of Oxygen plants | 4 | 34 | 33 |

Source: COVID dead stock register and M & P register.

1.10 Conclusion

Indian Railways provides healthcare facilities to its beneficiaries through 129 hospitals and 586 health units across ZRs. Audit observed shortfalls in the testing and supply of quality drinking water.

Bed Occupancy Ratio (BOR), an indicator of the productivity of the hospital services, was found less than the standard norms in many hospitals. There were several instances of patients Leaving Hospitals Against Medical Advice (LAMA) reflecting inadequacies in infrastructure and medical treatment facilities.

IR incurred substantial expenditure towards referral of patients to non-railway recognized hospitals. Medical audit of referral cases was not conducted in 98.72 *per cent* cases and this expenditure is showing increasing trend. The systemic flaw is that almost no effort was made to prevent increasing trend of expenditure on referral of patients to non-railway recognized hospitals.

There was scope for improvement in deployment of doctors and nurses in different central hospitals. There was also shortage in available machines/medical equipment with reference to IPHS norms. Even the minimum requirement of machines/medical equipment as per Clinical Establishment (Registration and Regulation) Act 2010 was not complied with.

Audit observed that the share of expenditure on healthcare services to total expenditure of IR had shown an increasing trend but there was a sharp drop in 2021-22.

1.11 Recommendations:

Ministry of Railways needs to -

- ***Ensure availability of funds and other resources, namely, medical and para medical staff, machines/equipment, etc. as per IPHS norms and Clinical Establishment (Registration and Regulation) Act, 2010 to provide required medical treatment.***
- ***Review periodically to assess the resources and infrastructure needs of the hospitals. Gaps between the prescribed standards and existing service delivery should be reviewed and efforts may be made to address the gaps. This should be commensurate with railway employees and families dependent on railway medical facilities.***
- ***Ensure medical audit as prescribed and strengthen monitoring and internal control mechanism to prevent avoidable***

expenditure on referral of patients to non-railway recognized hospitals, delay in receipt of laboratory test reports, expiry of the shelf life of drugs, etc.

- *Expedite implementation of Health Management Information System (HMIS) across ZRs for effective delivery of health services.*
- *Fix responsibility for the irregular payment of non-practicing allowance to Doctors/ Medical Officers holding Administrative posts and the amount so paid may be recovered.*

Management of Parcel Services in Indian Railways

2.1 Introduction

As per Section 2(27) of the Railways Act 1989, 'Parcel' is defined as goods entrusted to the Railway Administration for carriage by a passenger or parcel train. Articles such as personal effects, general merchandise, perishables, scooters, and motorcycles packed as per conditions prescribed by Railways are accepted as parcels for booking and carriage by Railways. It comprises retail, Fast Moving Consumer Goods (FMCG), processed food, machine parts, etc. Indian Railways carry different types of Parcel traffic in passenger trains or in special bogies designed for the purpose such as Seating-cum-Luggage Rakes (SLRs), Parcel Vans (VPs), Special Parcel Trains – leased or non-leased. As per General Rules/Subsidiary Rules of train operations in Indian Railways, there must be at least one SLR in the rear of the fixed composition of the train. On passenger trains and in mixed trains, one more SLR may be attached to the train to avoid reversal provided that not more than two SLRs are on either side.

Photograph of Linke Hofmann Busch (LHB) SLR Coach



Source: Photograph taken from the Railway Station.

The traffic in SLR and VPs is carried by mail/express and passenger trains either leased or non-leased. Leased traffic in SLR and VPs is governed by the Comprehensive Parcel Leasing Policy” (CPLP) and leased traffic in parcel trains is governed by the policy on ‘Parcel Cargo Express Trains’ (PCET). Non-leased parcel traffic is booked by the Railways from parcel offices at the concerned stations on day-to-day basis on normal parcel rate fixed by Ministry of Railways (MoR) from time to time.

As per the “Indian Railways Vision 2020 Document” tabled in Parliament (December 2009), parcel services would be managed as a separate business and run from dedicated terminals with separate parcel trains rather than from station platforms.

2.2 Organizational set-up

Railway Board Level

The Traffic department comprises of four streams viz. Traffic, Commercial, Coaching, and Catering & Tourism which is headed by Member Operations and Business Development. The passenger and parcel services are managed by the Coaching Directorate. Traffic Commercial and Rate (TCR) is responsible for the fixation of parcel and luggage rates in different types of passenger train services on the Indian Railway.

Zonal Level

At the Zonal Railway level, the Traffic Department consists of two departments, namely Operating and Commercial departments headed by the Principal Chief Operations Manager (PCOM) and Principal Chief Commercial Manager (PCCM) respectively, under the General Manager (GM) of the concerned Zonal Railway. At the divisional level, the Operating and Commercial departments are headed by the Senior Divisional Operations Manager (Sr. DOM) and Senior Divisional Commercial Manager (Sr. DCM) respectively under the Divisional Railway Manager (DRM) of the concerned division.

2.3 Audit Objectives

The Compliance Audit on Management of Parcel Services in Indian Railways was carried out to assess: -

- I Whether business development for parcel traffic was done along with development of infrastructure and other support services as envisaged in the Indian Railways Vision 2020 Document.
- II Whether there was adequate planning, production, supply and deployment of SLRs/VPs/PCETs in Zonal Railways.

III Whether the parcel business is being managed as per the extant instructions/guidelines of MoR.

2.4 Scope of audit and methodology

The audit covered a period of five years from 2017-18 to 2021-22. Audit examined records at Railway Board (RB), Zonal/Divisional Headquarters and field offices relating to plan/policies framed by the Indian Railways and their implementation. Records maintained at parcel stations in respect of traffic booked in SLR/Brake Vans/Parcel Vans – Leased and Non-Leased and traffic in Parcel Cargo Trains were also examined. Photographs of parcel/luggage loading space taken during joint inspection and questionnaire-based feedback of users were also used.

Sample selection: The sample of 39 divisions in all 16 zones was selected on the above criteria.

Annexure 2.1

2.5 Audit criteria

Various aspects of parcel services in Indian Railways were reviewed with respect to the audit criteria which included the provisions prescribed in:

- i) Indian Railway Vision 2020 Document.
- ii) Comprehensive Parcel Leasing Policy (CPLP) 1991, 2006, 2014 and its amendments.
- iii) Parcel Cargo Express Trains (PCET) Leasing Policy 2007, 2016 and its amendments.
- iv) Indian Railway Code for the Accounts Department.
- v) Indian Railway Commercial Manual.
- vi) Indian Railway Conference Association Coaching Tariff.
- vii) Indian Railways Annual Statistical Statements.
- viii) Normal parcel booking rules and regulations for booking of Parcel, SLR and Parcel Vans.

2.6 Audit findings

2.6.1 Status of Parcel and Luggage earnings

As per the “Indian Railways Vision 2020 Document” tabled in Parliament (December 2009), parcel services would be managed as a separate business and projected that the revenue from parcel business would grow at a fast pace from ₹ 1644 crore in 2011-12 to ₹ 8000 crore in 2019-2020, provided, the measures for new avenues were explored for parcel business development.

The status of parcel and luggage earnings during the period 2017-18 to 2021-22 is indicated in **Table 2.1**.

Table 2.1: Statement of earnings through Parcel business (₹ in crore)

| Sl. No. | Year | Parcel earnings | Luggage earnings |
|---------|---------|-----------------|------------------|
| 1 | 2017-18 | 1749.23 | 147.69 |
| 2 | 2018-19 | 1619.03 | 138.57 |
| 3 | 2019-20 | 1448.06 | 130.69 |
| 4 | 2020-21 | 1037.06 | 27.51 |
| 5 | 2021-22 | 1808.28 | 115.97 |

Source: Indian Railway Annual Report and Accounts

From the above table, it can be seen that against the target of ₹ 8000 crore in 2019-20 envisaged in Indian Railways Vision 2020 Document, the actual earnings was a distant ₹ 1448 crore, which was actually a substantial reduction from 2017-18 levels.

2.6.2 Business development efforts by Indian Railways

- (i) As per Para 3.5 (b) of the Indian Railways Vision 2020 Document one possible approach to address the issue of organizational restructuring could be to reconfigure the organization by separating infrastructure from operations and reorganization on business lines i.e. passenger, freight and parcel and other auxiliary services so that each service could be managed and measured on a profit-centre basis. Further, Para 6.3 (a) of this document states that 'Parcel services will be managed as a separate business'.
- (ii) MoR issued (July 2020) instructions regarding the setting up of Business Development Units at the Zonal and Division level for increasing the volume of freight being carried by Railways which provided inter-alia, to:
 - Set up a multi-disciplinary Business Development Unit (BDU) at the Zonal Headquarters and Divisional levels. These groups will have frequent interaction with trade and industry to scout for and attract parcel traffic.
 - Release the advertisements frequently in the local and national media to publicise the fact that such BDUs are available and railways is keen to attract new streams of traffic.
 - Any proposal received shall be promptly analysed and developed and assistance required, if any, from other zonal railways and RB shall be immediately sought.

2.6.2.1 Setting up of multi-disciplinary Business Development Unit (BDU)

Audit observed that no BDU was set up in 10 Zonal Railways³⁴ (March 2022).

MoR, stated (March 2023 and January 2024) that BDUs have been set up and regular meetings with potential customers to address their issues and improve parcel business were conducted in six Zonal Railways (ECoR, NFR, NCR, ECR, SECR & NWR), out of 10 Zonal Railways pointed out by Audit.

MoR's reply indicated that BDUs were set-up in six Zonal Railways after the audit observation was made (March 2022). However, BDUs had neither been set-up in the remaining four Zonal Railways nor the measures being taken to set up the BDUs were intimated to Audit.

2.6.2.2 Inadequate advertisement methods for leasing out SLRs/VPs

Audit observed that in nine Zonal Railways³⁵, no special efforts were made for publicity other than advertisements given in local newspapers for leasing of SLRs/VPs in the same manner as was being done in earlier years.

MoR did not give a consolidated reply and forwarded (March 2023 and January 2024) the remarks of five Zonal Railway (NCR, NR, SWR, SECR & ECR), out of nine Zonal Railways pointed out by Audit. NCR and NR stated that wide publicity through newspaper was made to improve parcel business without mentioning the details of media in which the advertisements were given. The remarks of ECR, SECR and SWR did not contain any information on advertisement.

MoR's reply is silent about other four zones.

2.6.2.3 Special efforts for augmenting the parcel business and door-to-door delivery/collection

As per the Press Information Bureau (Government of India, Ministry of Railway), a "Joint Parcel Product" (JPP) of India Post and Indian Railways is being developed, wherein first-mile and last-mile connectivity will be provided by the Department of Posts and the intermediate connectivity from station to station through Indian Railways. The JPP aims to target business-to-business and business-to-customer market by providing

³⁴ ER, ECR, ECoR, NCR, NER, NFR, NWR, SER, SECR & WCR

³⁵ ER, ECR, NCR, NER, NFR, SER, SECR, SWR & NR

complete parcel handling solutions, i.e. picking up from the premises of the sender, booking and door-step delivery to recipient.

The position was checked in all Zonal Railways and it was observed that in 12 Zonal Railways³⁶, measures to target business-to-business and business-to-customer market by providing complete parcel handling solutions had not been taken.

In its reply (January 2024), MoR stated that a scheme is being formalized for online booking of Parcels that will be managed through Parcel Aggregators. These Aggregators will be responsible for first-mile and last-mile connectivity and also for loading/unloading of the consignments.

MoR's reply neither indicates the target dates of its implementation nor mentions specific measures taken up in the zones to target business-to-business and business-to-customer market by providing complete parcel handling solutions.

2.6.2.4 Indian Railways Institute of Transport Management

Skill development trainings are imparted by the Indian Railways Institute of Transport Management (IRITM), Lucknow. IRITM conducts specialized courses for in-service officers to equip them to deal with the changing business scenario in India and consequent changes in the transport sector. Some of these courses are in the areas of Supply Chain Management, Logistics, Information Technology, Public Private Partnership, Infrastructure Development and Project Management.

The position in this regard was examined and Audit observed that in 12 Zonal Railways³⁷, no commercial staff were nominated for skill development training in the IRITM during the period of review.

Without giving specific reasons for commercial staff not being nominated for skill development training in the IRITM, MoR in its reply (March 2023 & January 2024) stated that officials from ECoR, NFR, NCR CR, SR, WR, NR, NWR, WCR & SECR are being nominated in IRITM training from time to time.

Reply of MoR is generic. The specific concern that commercial staff were not being trained in areas related to business development, has not been addressed in the response.

³⁶ CR, ER, ECR, NR, NCR, NER, NFR, NWR, SECR, SR, SWR & WCR

³⁷ CR, ER (Except in HWH in 2021-22), ECR, ECoR, NR, NCR, NFR, NWR, SER, SECR, SR & WR

2.6.3 Infrastructure and other support services to augment the earnings from parcel business

As per the Indian Railways Vision 2020 Document, the following multiple actions were proposed to be taken regarding parcel business:

- i. Parcel services to run from dedicated terminals with separate parcel trains rather than from station platforms.
- ii. For this, dedicated parcel terminals were to be set up and time-tabled super-fast parcel services were to be run.
- iii. Partnership to be formed with the private sector to provide end-to-end logistics, which would include refrigerated parcel vans to carry fruits, vegetables and perishables and special-purpose rolling stock to carry automobiles.

The position in this regard was examined in all Zonal Railways and Audit observed that:

- i. Parcel business had not been separated from passenger service in 12 Zonal Railways³⁸.
- ii. Public Private Partnership (PPP) to provide end-to-end logistics was not formed in any of the Zonal Railway.
- iii. Service level agreements had also not been executed for guaranteed delivery of parcels to the customer in any Zonal Railways.
- iv. No dedicated parcel terminal shed was set up and new facilities created in 14 Zonal Railway (except in NR and SCR).

Instead of giving a comprehensive response, MoR merely forwarded the remarks of nine Zonal Railways (ECoR, NFR, CR, SR, WR, SCR, NWR, ECR & SWR), wherein ECoR and NFR had agreed with the audit contentions.

Reply of MoR is not specific to audit observations.

2.6.3.1 Joint Inspections at Parcel stations

Joint inspections were done at 243 selected Parcel stations of 16³⁹ Zonal Railways to assess the adequacy of infrastructure and other support services. The position in this regard was examined and Audit observed the following:

³⁸ CR, ER (Except HWH), ECoR, NCR, NER, NWR, SECR, SWR, SR, SCR, WCR & WR

³⁹ CR, ER, ECR, ECoR, NR, NCR, NER, NFR, NWR, SCR, SER, SECR, SWR, SR, WCR & WR

(i). **Approach Road-** Joint Inspection team found that a convenient approach road was not available at 73 Parcel stations of 13⁴⁰ Zonal Railways.



Dr. Ambedkar Nagar Station of Western Railway

(ii). **Covered Shed-** Covered sheds were not available at 97 Parcel stations of 15⁴¹ Zonal Railways.

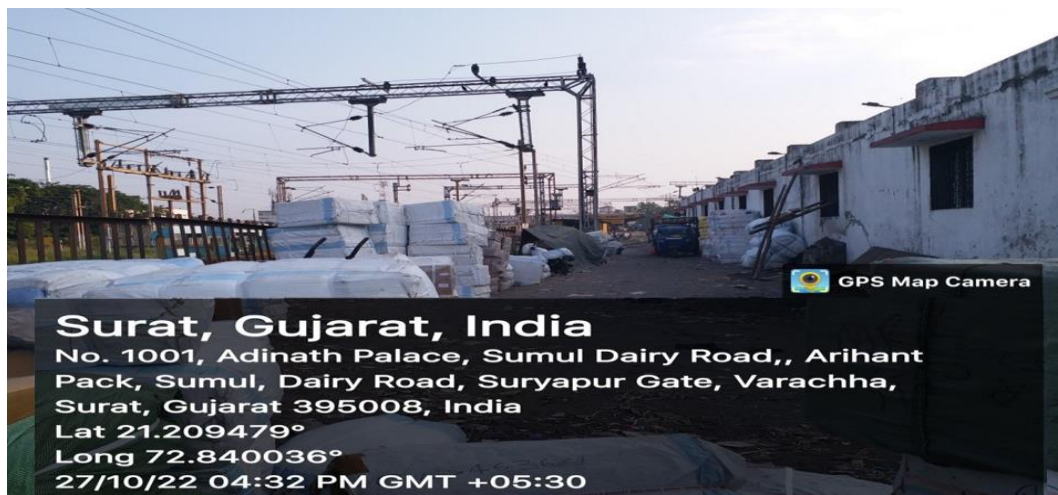


Agartala Station of Northeast Frontier Railway

⁴⁰ CR, ECoR, ECR, ER, NCR, NR, NER, NFR, SER, SECR, SR, SWR & WR

⁴¹ CR, ER, ECR, ECoR, NR, NCR, NER, NFR, NWR, SCR, SER, SWR, SR, WCR & WR

(iii). **Stacking Area-** Stacking area was not available at 167 Parcel stations of 16 Zonal Railways.



Surat Station of Western Railway

(iv). **Security Arrangements-** Scanner/X-ray machines were not available at 225 Parcel stations of 16 Zonal Railways. The existing measures for screening of parcels and monitoring overall security (e.g. CCTV cameras, scanners and explosive detection mechanism) were found to be inadequate by Joint Inspection team.



Jabalpur Station of West Central Railway

(v). **Drinking Water facility-** Drinking water facilities were not available at 100 Parcel stations of 14⁴² Zonal Railways.

⁴² CR, ER, ECR, ECoR, NR, NCR, NER, NFR, SCR, SER, SWR, SR, WCR & WR

(vi). **Merchant/Lease holder/Porters Room-** Merchant/Lease holder/Porters Room was not available at 212 Parcel stations of 16 Zonal Railways.

(vii). **Toilets-** Toilets were not available at 113 parcel stations of 15⁴³ Zonal Railways.

The above observations highlighted the shortcomings in the infrastructure at the selected Parcel stations, which was detrimental to the expansion of the parcel business.

Annexure 2.2

MoR forwarded (March 2023 & January 2024) the reply of eight Zonal Railways (ECoR, NCR, CR, SR, WR, SCR, ECR & NWR), which stated that facilities had been provided at all big Parcel stations and facilities at other stations would be extended on the basis of the potentiality of parcel traffic at these stations. NWR replied that two stations (Bhiwani & Hisar) have been provided with the facility of covered sheds.

The reply did not mention the specific measures being taken to augment the infrastructure and support services.

2.6.3.2 Feedback from lessees

Feedback was collected from lessees of SLRs/VPs/PCETs of eight Zonal Railways to assess lack of infrastructure and support services. The following key issues emerged from the responses, some of which reflected the findings of Joint Inspection described in the previous para:

- No space was provided for material stacking before scheduled departure of the train-13⁴⁴ lessees.
- No I- Cards were provided to all staff of lease holder for security purpose for loading/unloading- 13⁴⁵ lessees.
- No RPF/GRP was provided for security purpose for loading/unloading - Six⁴⁶ lessees.

⁴³ CR, ER, ECR, ECoR, NR, NCR, NER, NFR, SCR, SER, SECR, SWR, SR, WCR & WR

⁴⁴ SWR(1), NR(FZR, ASR,), SR(MAS-2, RPM, CAPE, CBE, TVC, KCVL, KPD, TBM), NWR(BKN)

⁴⁵ SWR (1), SR (MAS, RPM, TBM, ALLP, TVC, CAPE), NR (DLI, NDLS), NWR (BKN, BNW, HSR, LGH)

⁴⁶ NR (DEE,DLI, NDLS), SR(RPM), WCR(KOTA), SWR (1)

- Sufficient loading lines for SLR, VPs were not available- 13⁴⁷ lessees.
- Approach road for loading/unloading of consignment were not suitable -13⁴⁸ lessees.
- Vendors room facility, covered shed, water arrangement, light, etc. were not available -57⁴⁹ lessees.

2.6.3.3 Parcel Management System (PMS)

The Objective of PMS is to implement a technology driven parcel handling in Indian Railways. The goals are

- IT enablement of parcel booking and tracking system.
- Automatic calculation of undercharge, demurrage, wharfage and penalties or concession.
- Online access to general public to facilitate parcel booking activities using internet and
- Tracking parcel with help of barcode technology and through SMS.

The Main Features of PMS include direct capture of parcel weight electronically, universal windows for all destinations for booking, single window for weighment and cash payment and tracking parcel with help of barcode technology. PMS can be used to regulate loading according to priority thereby curtailing malpractices and complaints and reduces human errors by calculating freight charges automatically. It reduces the time required for weighment and booking and also helps the customer to track the latest status of the parcel.

Non-availability of PMS results in excess time for weighment and booking and increases probability of human errors. Further, customers cannot get prior intimation for the arrival of the parcel and cannot monitor or track their parcel in transit.

During the joint inspection, it was noticed that, out of 243 Parcel stations of 16 Zonal Railways, PMS was not installed at 117 locations of 16 Zonal Railways. Instance of non-installation of PMS at Guna station is depicted in the picture below.

⁴⁷ SWR(VSG-2), WCR(BINA, BPL, JBP), NR(ASR, JLC), SR(KPD, RPM, TVC, CAPE, TBM, NCJ)

⁴⁸ WCR(BINA), NR(DEE, NZM, PTNR, ANVT), SR(KPD, CBE, KCVL, ALLP, TVC, RPM, TBM, CAPE)

⁴⁹ ER(7), NR(13), NFR (4), NWR(4), SECR(1), SR(14), WCR(14)



PMS system was not installed at Guna Station of West Central Railway

Annexure 2.2

MoR furnished (March 2023 and January 2024) the reply of nine⁵⁰ Zonal Railways, wherein it was stated that installation of PMS is in different stages of progress.

MoR did not indicate the time-line for completing the installation and starting the use of PMS across all locations.

2.6.4 Production, supply and utilization of SLRs/VPs

The Railway Production Units viz. Integral Coach Factory (ICF) at Perambur, Rail Coach Factory (RCF) at Kapurthala and Modern Coach Factory (MCF) at Raebareli are manufacturing coaching stocks of various types including SLRs/VPs used for parcel services.

Audit observed that:

- (i) The data for the demand of SLRs/VPs were not maintained in 14 Zonal Railways⁵¹. The target set by the MoR for Coach Factories manufacturing these units was done on an ad-hoc basis.
- (ii) No production of SLRs was carried out during 2017-18 to 2020-21 by MCF, Raebareli due to non-fixation of the target by the MoR.
- (iii) As against the target for 70 SLRs and 30 VPs for the year 2018-19, only 10 SLRs and one VP were manufactured. Thus, during 2018-19, there was a shortfall in manufacturing of 60 SLRs and 29 VPs respectively. Similarly, during 2019-20, there was a shortfall in manufacturing of 10 SLRs and 27 VPs.
- (iv) The position of preventive maintenance i.e. Periodical Overhauling (POH) carried out of SLRs/VPs was reviewed and Audit observed that:

⁵⁰ ER, ECoR, NR, NCR, SCR, SR, CR, WR & NWR

⁵¹ CR, ECR, ECoR, NR, NCR, NER, NFR, NWR, SCR, SER, SECR, SWR, WR & WCR

- During the review period, 1075 SLRs were sent for POH in Workshops. Out of these, the POH was completed within the time limit (15 days) in 166 SLRs and average extra time of 30 days per SLR was taken for POH of 909 SLRs.
 - Similarly, out of 420 VPs sent for POH during the review period, average extra time of 14 days per SLR was taken for POH of 182 VPs.
- (v) In seven Zonal Railways⁵² test checked, timely induction of supplied SLRs/VPs was not ensured.

MoR forwarded (March 2023 and January 2024) the remarks of three Zonal Railways (ECoR, NCR and SR), wherein ECoR stated that production, induction, supply and deployment of SLRs/VPs are dealt at Railway Board level. SR stated that Railway Board had started supply of the VPs in response to demand by them. As per NWR proposal for attachment of Parcel Vans (LVPH), 25 trains in July 2020 & 23 trains in September 2021 were sent to the Railway Board.

MoR's reply was silent on audit observations regarding non-fixation of targets for the coach factory, non-maintenance of records and preventive maintenance of SLRs/VPs.

2.6.4.1 Non-availability of Parcel Vans compatible with LHB rakes led to loss of earnings amounting to ₹ 9.37 crore in SR

An illustrative example of a gap in planning for availability of appropriate VPs is given below:

A contract for leasing of parcel space in Parcel Van on a round trip basis in Train No. 15929/15930 TBM-DBRG-TBM was awarded by SR to M/s. On Dot Courier & Cargo Service, Chennai at a contract value of ₹ 9.47 crore covering a period of five years.

The lease contractor started operations on 7 March 2019 and performed three trips in March 2019. However, as the Parcel Vans were not compatible with LHB rakes (at the initial phase of manufacturing of LHB rakes) the leaseholder could not do any trips from April 2019. SR terminated the contract on the ground that conventional High capacity Parcel Van (VPH) cannot be attached to LHB rakes.

Due to the termination of that contract, contracted earnings of ₹ 9.37 crore were lost as only ₹ 0.10 crore was earned out of the contracted amount of ₹ 9.47 crore.

⁵² ER, ECoR, NCR, NWR, SER, SR & WR

MoR agreed (March 2023) with the audit observation.

2.6.4.2 Feedback from lessees

The feedback received from lessees of eight Zonal Railways⁵³ and parcel supervisors underlined instances of non-availability of SLRs/VPs.

- Out of 76 lessees, four⁵⁴ lessees had mentioned that no SLR/VPs were supplied as per lease day.
- One⁵⁵ Parcel Supervisor had mentioned that SLRs/VPs was not supplied to lessee on lease day regularly.
- Seven⁵⁶ lessees had mentioned that less capacity SLR/VPs were supplied.

2.6.5 Parcel Cargo Express Train (Leased)

As per MoR's FM Circular No. 02 of 2007, policy for leasing of PCET to private operators was introduced to improve capacity utilization of Parcel Vans through leasing by keeping competitive price and thereby increase parcel earnings and to make the scheme customer friendly by providing value-added assured service with guaranteed transit time at competitive rates. The service has been provided on an end-to-end basis on round trip basis only.

With a view to overcoming the issue of delay in transit for PCETs as well as streamlining and expediting the procedure for taking No Objection Certificate (NOC) before floating fresh tenders for new PCET circuits by Zonal Railway, a Joint Procedure Order (JPO) was issued by MoR (October 2018)⁵⁷, in consultation with its Coaching Directorate.

The following procedure was proposed in JPO:

- All issues pertaining to PCETs will be investigated by a standing committee consisting of CCM/FM and CTPM of the concerned Zonal Railway.
- At the RB level, these issues will be investigated by a standing committee consisting of the Director (Freight Marketing) and the Director (Punctuality).

The analysis of PCETs was carried out in all 16 Zonal Railways. Audit observed that:

⁵³ ECoR, ER, NR, NWR, SECR, SR, SWR & WCR

⁵⁴ SR(RPM), NR(DDN, HW-2)

⁵⁵ NR(RMU)

⁵⁶ WCR (REWA, BPL, RKMP), NR (JAT), SR (MAS, ALLP), SECR (BSP)

⁵⁷ MoR's letter No. 2018/TC/(FM)/10/23 dated 31 October 2018.

- i. Out of 109 PCETs planned (08 April 2020), 79 (72 *per cent*) PCETS could not be operated as on 31st March 2022.
- ii. In all 16 Zonal Railways, the Parcel sector was not opened to Parcel Cargo Express Train/Container Train Operator to effect a quantum jump in Indian Railways' share of the national CEP (Courier, Express and Parcel) market.
- iii. No efforts had been made in all 16 Zonal Railways for door-to-door connectivity to expand Parcel service offerings specially to growing sectors such as e-commerce.
- iv. Pilot project for online booking of parcel had not been initiated in 14 Zonal Railways⁵⁸ test checked.
- v. Standing committee for PCET, consisting of CCM/FM and CTPM had not been formed in 12 Zonal Railways⁵⁹.

Annexure 2.3

2.6.6 Non-revision of parcel tariff

The tariff of the parcel, and luggage should be budgeted and fixed, taking into consideration all the factors such as the production cost of SLRs/VPs as well as maintenance, operational and financing cost. Audit observed that the last revision of parcel rates was done in October 2013.

MoR in its reply (March 2023 and January 2024) stated that the major part of revenue comes from Goods service which is around 74 *per cent* and 21 *per cent* comes from Passenger services, 4 *per cent* through non-fare revenue and 1 *per cent* comes from Parcel & Luggage services. Evaluation of various alternatives relating to rationalization of parcel rates is an on-going process. The matter regarding revision of parcel rates was a policy decision of the MoR.

The replies of MoR underline that the parcel business is not a significant activity for the Railways and the revision of parcel rates has remained an open-ended aspect of policy decisions of MoR for a period of more than ten years.

2.6.7 Loss of revenue of ₹ 1.58 crore due to over carrying of parcels

The procedure for ensuring loading and unloading of luggage and parcel such as personal effects, general merchandise, perishables, cycles, scooters and motorcycles is prescribed in Para 937 and 947 of the Indian

⁵⁸ CR, ECoR, ECR, ER, NCR, NER, NFR, NWR, SER, SCR, SR, SWR, WCR & WR

⁵⁹ CR, ECoR, ECR, ER, NCR, NER, SCR, SECR, SER, SWR, WCR & WR

Railway Commercial Manual (IRCM), Volume I. These parcels are accepted (packed as per conditions prescribed by Railways) for booking/carriage by Railway coaching vehicles such as luggage/brake vans, ventilated parcel units, etc.

In respect of parcels over carried beyond the destination stations, the IRCM provides for booking of such over carried parcels by the Station Master back to the correct destination station under a 'Free Parcel Waybill'. However, the parcel over-carried from other railways should be rebooked to the correct destination 'To-pay' at the ordinary tariff rate, the outstanding being cleared through a certified overcharge sheet. No charges for the distance over-carried should be recovered from the public.

Provisions exist in the IRCM for the supervision of the loading of parcel in the order of delivery at various en-route stations and for the correct unloading of parcel at the destination stations. Indiscriminate loading without observing the geographical order will lead to difficulties for intermediate stations to locate and unload parcel booked to those stations within the limited stoppage time of the train.

During joint inspection of parcel offices in 243 stations, it was noticed that:

- i. Proper records for over carried parcels were not maintained in any of the 18 nos. of selected stations in Central Railway.
- ii. Over carried registers were not maintained in 39 stations in eight⁶⁰ Zonal Railways.
- iii. Records of parcel waybills for over carried parcel and rebooking of over carried parcel by Railways were not prepared in 65 parcel offices in seven⁶¹ Zonal Railways.

The records of over carried parcels in 15 Zonal Railways (except CR where records were not available) were test checked for two months (June and November of each year) at selected parcel offices. Audit observed that all the Zonal Railways had to send a total of 1,54,503 over carried parcels back to their original destinations, for which loss to the tune of ₹ 1.58 crore was incurred in the 15 Zonal Railways⁶².

Annexure 2.4

MoR forwarded (March 2023 and January 2024) the reply of seven Zonal Railways (ECoR, NFR, SR, NR, SWR, NWR and WR) out of 15 Zonal

⁶⁰ ECoR, ER, NR, NWR, SECR, SR, WCR & WR

⁶¹ ER, NER, NR, NWR, SECR, SR & WCR

⁶² ER, ECR, ECoR, NR, NCR, NER, NFR, NWR, SCR, SECR, SER, SR, SWR, WR & WCR

Railways pointed out in the audit observation. Zonal Railways accepted the audit contention.

2.7 Conclusion

Audit observed that the business development efforts by Indian Railways did not show the levels of initiative as envisaged in the IR Vision Document, 2020. The Parcel Tariff has not been revised since October 2013. There was lack of adequate infrastructure facilities, such as, approach roads, covered sheds, drinking water, stacking area, merchant rooms, etc. The infrastructure capacity of the rolling stock, parcel offices and Parcel Management System Terminal was not augmented for an efficient transit of Parcel Cargo. There was adverse impact on Parcel earnings due to non-supply of VPs. In all 16 Zonal Railways, the Parcel sector was not opened to Parcel Cargo Express Trains (PCET).

2.8 Recommendations

Ministry of Railways may -

- *Explore the feasibility of managing parcel services, as a separate business, as enshrined in Vision 2020 Document.*
- *Augment Infrastructure capacity of the rolling stock, parcel offices and terminals for an efficient transit of Parcel Cargo. Existing measures for security, monitoring and screening of the parcels may also be strengthened.*
- *Consider reviewing the parcel tariff at regular intervals.*




(SUBIR MALLICK)

Deputy Comptroller and Auditor General

New Delhi

Dated: 20 March 2024

Countersigned



(GIRISH CHANDRA MURMU)

Comptroller and Auditor General of India

New Delhi

Dated: 21 March 2024



ANNEXURES



| Annexure-1.1 | | | | | | | | | |
|--|---|--------------------------|--|----------------------------|--|--|---------------------------------------|---|--------------------------------------|
| Status of the Sample selection of all the 16 Zonal Railways and Railway Production Unit/Metro Railway | | | | | | | | | |
| (Reference Paragraph- 1.8) | | | | | | | | | |
| Category | Sample Criteria | CR | ER | ECR | ECOR | NR | NCR | NER | NFR |
| Central Hospital & Multi Speciality Hospital | 100% | Central Hospital/Byculla | Central Hospital- B.R. Singh- Kolkata | Patna. | Central Hospital, Mancheswar, Bhubaneswar. | NR Central Hospital, | Central Hospital, NCR, Pryagraj. | Central Hospital/Lalit Narayan Mishra Railway Hospital, Gorakhpur | Central Hospital, Maligaon, Guwahati |
| Divisional Hospital | 100% (Where Central and Divisional Hospital both are situated in the same location) | Nil | Nil | Nil | Nil | Divisional Hospital/DLI | Nil | Nil | Nil |
| Other Divisional Hospital | 1) One, where the number of hospitals is less than or equal to three. | Nil | Divisional Railway Hospital (Orthopaedic Hospital), Howrah | Danapur and Sonpur | Railway Hospital, Visakhapatnam | Nil | Divisional Hospital, NCR, Agra Cantt. | Divisional Railway Hospital, Izatnagar | Nil |
| | 2) Two, where the number is more than three. | Kalyan and Pune | Nil | Nil | Nil | 1. Divisional Hospital/LKO 2. Divisional Hospital/UMB | Nil | Nil | Katihar & Lumding |
| Sub-Divisional hospital | 1) One, where the number of hospitals is less than or equal to three. | Nil | Sub-Divisional Railway hospital- Andal | Gaya | Nil | Nil | Sub-Divisional Hospital, NCR, Kanpur. | Sub Divisional Hospital, Gonda | Nil |
| | 2) Two, where the number is more than three. | Manmad and Igatpuri | | | Nil | 1 Sub-Divl. Hospital/SRE 2. RDSO/LKO | Nil | Nil | New Jalpaiguri & Badarpur |
| Production Units Hospital/Workshops | One from each Zone, wherever available. | Nil | Workshop Railway Hospital, Kanchrapara | Workshop Hospital/ Harnaut | Nil | RCF/Kapurthala | Nil | Nil | Nil |

| Annexure-1.1 Status of the Sample selection of all the 16 Zonal Railways and Railway Production Unit/Metro Railway (Reference Paragraph- 1.8) | | | | | | | | | |
|---|--|--|---|---|---|---|---|--|---|
| Category | Sample Criteria | CR | ER | ECR | ECOR | NR | NCR | NER | NFR |
| Health Units/Dispensaries/CHI's office | 3 Health Units and 3 CHI offices from selected division. | Mumbai Division –Health Units at Mumbai CSMT, Thane and Kurla Pune Division – 3 Health Units (Ghorpuri, Miraj and Satara) Mumbai Division -3 CHI Offices at Mumbai CSMT – HQ, Kalyan and Dadar Stations Pune Division -3 CHI offices at Miraj, Shivajinagar and Pune Stations | Health Units- Burdwan (Main), Kamarkundu & Bandel CHI's Office- HWH Stn. Old, BDC & BWN | Health units- Bakhtiyarpur, Buxar, Mokama, Imli rd, Brahmpura/MZP, Barauni CHI Units- Bakhtiyarpur, Buxar, Mokama, Sonpur, MZP, Barouni | Health Units: 1. BN1TN/Vishakhapatnam, 2. Araku and 3. Vizianagaram. Chief Health Inspector (CHI) Offices 1. CHI/Simhachalam 2. CHI/Colony/Jail Area/VSKP 3. CHI/Station/ Vishakhapatna | DLI Dn. HU=SSB, TKD, PNP CHI=ANVT, JHI, MTC LKO Dn. HU=Diesel Shed/LKO, Unnao, Barabanki CHI=Unnao, Charbagh/LKO, BarabankiUMB Dn. HU=CDG, KLK, BTI CHI= CDG, KLK, BTI | Health Units: - 1. Idgah 2. Agra Fort 3. Mathura CHI's Offices: 1. Agra station 2. Idgah colony 3. Mathura station | HU/KGM, HU/PBE & HU/KSJ CHI /LKU, CHI /KSJ, CHI / BC, | 1. Katihar Divn. Health Units Siliguri Town, Siliguri Colony & Siliguri Gr.-I. CHI Offices: KIR Colony, NJP Colony & SGUJ Jn.Colony. 2. Lumding Divn. Health Units GHY. Rly. Stn., LMG South & Jagiroad. CHI Offices: LMG Colony, Jagiroad Colony & Badarpur Colony. |
| Metro Hospitals | 1 | Nil | Nil | Nil | Nil | Nil | Nil | Nil | Nil |

| Annexure-1.1 | | | | | | |
|---|---|---|--|-----------------------------|------------------------------------|---------------------------|
| Status of the Sample selection of all the 16 Zonal Railways and Railway Production Unit/Metro Railway (Reference Paragraph- 1.8) | | | | | | |
| Category | Sample Criteria | NWR | SR | SCR | SER | SECR |
| Central Hospital & Multi Speciality Hospital | 100% | Central Hospital/Jaipur | Central Hospital/Perambur (RH/PER) | Central Hospital/ Lallaguda | Central Hospital/Garden Reach/Kol. | Central Hospital Bilaspur |
| Divisional Hospital | 100% (Where Central and Divisional Hospital both are situated in the same location) | Nil | Nil | Nil | Nil | Nil |
| Other Divisional Hospital | 1) One, where the number of hospitals is less than or equal to three. | 01 Divisional Hospital, Ajmer | 1. Palakkad (RH/PGT) 2. Golden Rock (RH/GOC) | 1. Vijayawada 2. Guntur | KGP, ADRA | Div Hosp-Raipur |
| | 2) Two, where the number is more than three. | Nil | Nil | Nil | Nil | Nil |
| Sub-Divisional hospital | 1) One, where the number of hospitals is less than or equal to three. | Nil | Nil | 1. Kazipet | Tatanagar, SDH | BMY/Bhilai |
| | 2) Two, where the number is more than three. | (i) Sub-Divisional Hospital/Rewari (ii) Sub-Divisional Hospital/Abu Road | 1. Villupuram (SDRH/VM) 2. Shoranur (SDRH/SRR) | Nil | Nil | Nil |

| Annexure-1.1 Status of the Sample selection of all the 16 Zonal Railways and Railway Production Unit/Metro Railway (Reference Paragraph- 1.8) | | | | | | |
|---|--|--|--|---|---|--|
| Category | Sample Criteria | NWR | SR | SCR | SER | SECR |
| Production Units Hospital/ Workshops | One from each Zone, wherever available. | Nil | 1. Railway Hospital, Integral Coach Factory (RH/ICF) | 1.Rayanapadu | NIL | Nil |
| Health Units /Dispensaries/ CHI's office | 3 Health Units and 3 CHI offices from selected division. | 03 i. GLO Disp., All ii. Stn. Disp./All iii. HU/BHL Stn. 03 i. CHI/DRH/All ii.CHI/BHL Rly. Colony iii. CHI/MJ Stn. | Chennai Division Health Units (HU): 1. Avadi 2. Chennai Egmore 3. Tambaram CHI offices: 1. CHI/RH/PER 2. CHI/Railway Colony/AVD 3. CHI/MGR Chennai Central (MAS) Railway Station. Plakkad Divisions:- Health Units (HU): 1. Kozhikode (CLT) 2. Kannur (CAN) 3. Mangalore Central (MAQ) CHI offices: 1. CHI/Station/PGT 2. CHI/Station/SRR 3. CHI/Colony/PGT | Health Unit 1.Rajahmundry 2.Eluru 3.Satyanarayanapuram 1.Chilka 2.Nadikudi 3.Nandyal CHI 1.Rayanapadu 2.Eluru 3.Satyanarayanapuram 1.Kacheguda Station 2.Guntur Station-I 3.Guntur Colony | Health Unit-Santaragachi, Shalimar, South Side/KGP, Bankura, Purulia, Anara/ADRA CHI Units-Santaraganchi, Shalimar, South east-KGP, Adra stn, adra hosp, North Colony/Adra | Health Units-Bhilai, Dallirajaha & CHI Units-Bhatapara, Tida, Durg |
| Metro Hospitals | 1 | Nil | Nil | Nil | Nil | Nil |

| Annexure-1.1 | | | | | | | |
|--|---|--|---|---|--|----------------------|--------------------------|
| Status of the Sample selection of all the 16 Zonal Railways and Railway Production Unit/Metro Railway | | | | | | | |
| (Reference Paragraph- 1.8) | | | | | | | |
| Category | Sample Criteria | SWR | WR | WCR | Railway Production Unit/Metro | | |
| | | | | | CLW | BLW | Metro |
| Central Hospital & Multi Speciality Hospital | 100% | Central Hospital Hubballi (UBL) | Central Hospital/Jagjivan Ram Hospital/Mumbai | Central Hospital/Jabalpur | Central Hospital/Kasturba Gandhi Hospital CLW, | BLW Central Hospital | TSMH/Tolly gaunge |
| Divisional Hospital | 100% (Where Central and Divisional Hospital both are situated in the same location) | Nil | Nil | NIL | Nil | Nil | Nil |
| Other Divisional Hospital | 1) One, where the number of hospitals is less than or equal to three. | MYS Divisional Hospital | Nil | Bhopal Divisional Hospital | Nil | Nil | Nil |
| | 2) Two, where the number is more than three. | Nil | (1) Pratapnagar (2) Ratlam | | Nil | Nil | Nil |
| Sub-Divisional hospital | 1) One, where the number of hospitals is less than or equal to three. | No subdivisional hospital in SWR | Valsad | Bina, Itarsi | Nil | Nil | Nil |
| | 2) Two, where the number is more than three. | No subdivisional hospital in SWR | Nil | | Nil | Nil | Nil |
| Production Units Hospital/Workshops | One from each Zone, wherever available. | RWF/YNK | Dahod | Nil | Nil | Nil | Nil |
| Health Units/Dispensaries/CHI's office | 3 Health Units and 3 CHI offices from selected division. | Health units- AP,HRR,SKLR, CHI Unit-MYS colony, AP, SMET | Health Units & CHI Office-03 (Vadodara divn.)- 01. BRC Station 02. Railway Staff College 03 Bharuch Ratlam Divn. 01 Ujjain 02 RTM station Ghatla Colony | Health Unit - Shajapur,Habibganj,Itarsi & - 03 CHI's Office- Bhopal,Bina,Itarsi | 03 HU and 1 CHI | 02 (CHI) | Health Unit- Nil, CHI-01 |
| Metro Hospitals | 1 | NIL | NIL | Nil | Nil | Nil | Nil |

| Annexure – 1.2A | | | | | | | | | |
|---|----------------|--------------------------|---------------------|--------------------|---------------------------|---|---|--------------------------|--------------------------|
| Statement showing Budgeted revenue expenditure on Medicine/surgical (under the sub head 230) instruction during 2017-18 to 2021-22 | | | | | | | | | |
| (Reference Paragraph- 1.9.1.1) | | | | | | | | | |
| (Fig in '0000) | | | | | | | | | |
| Sl. No | Railway | Budget Estimation | Budget Grant | Final Grant | Actual Expenditure | Variation between FG and AE (Saving/ Excess) | Percentage variation of AE over FG | Saving percentage | Excess percentage |
| 1 | 2 | 3 | 4 | 5 | 6 | 7 | 8 | 9 | 10 |
| 1 | CR | 1608543 | 1481089 | 1470799 | 1467015 | -3784 | -0.3 | -0.26 | |
| 2 | ECoR | 923115 | 629692 | 687713 | 846195 | 158482 | 23.0 | | 23.04 |
| 3 | ECR | 0 | 805703 | 768694 | 750443 | -18251 | -2.4 | -2.37 | |
| 4 | ER | 2644200 | 2140251 | 2140251 | 1877395 | -262856 | -12.3 | -12.28 | |
| 5 | NCR | 1391734 | 753490 | 1108516 | 1063254 | -45262 | -4.1 | -4.08 | |
| 6 | NER | 491755 | 723323 | 670836 | 706595 | 35759 | 5.3 | | 5.33 |
| 7 | NFR | 1409941 | 1061990 | 1007701 | 978277 | -29424 | -2.9 | -2.92 | |
| 8 | NR | 4339623 | 4324959 | 5130011 | 5076215 | -53796 | -1.0 | -1.51 | |
| 9 | NWR | 0 | 1262268 | 928369 | 1282164 | 353795 | 38.1 | | 38.11 |
| 10 | SCR | 2608000 | 2121500 | 2264800 | 2217400 | -47400 | -2.1 | -2.09 | |
| 11 | SECR | 0 | 197518 | 209399 | 221132 | 11733 | 5.6 | | 5.60 |
| 12 | SER | 0 | 1249796 | 1288392 | 1267552 | -20840 | -1.6 | -1.62 | |
| 13 | SR | 1952418 | 2476425 | 1562121 | 1387770 | -174351 | -11.2 | -11.2 | |
| 14 | SWR | 826236 | 641036 | 561219 | 575842 | 14623 | 2.6 | | 2.61 |
| 15 | WCR | 954310 | 774771 | 748269 | 720824 | -27445 | -3.7 | -3.67 | |
| 16 | WR | 2111059 | 1873547 | 1823266 | 1827276 | 4010 | 0.2 | | 0.22 |
| 17 | RPU | 906570 | 1807218 | 1763958 | 1399535 | -364423 | -20.7 | -12.52 | |
| | Total | 21260934 | 24324576 | 24134314 | 23664884 | -469430 | | | |

| Annexure – 1.2B | | | | | | | | | |
|---|----------------|--------------------------|---------------------|--------------------|---------------------------|---|---|--------------------------|--------------------------|
| Statement showing Budgeted revenue expenditure incurred on Salary, Diet charges, referral expenditure, public health & maintenance of equipment (under the Sub-head 210, 220, 240, 250, 260, 270, 280, 310 & 350) during 2017-18 to 2021-22 (Figure in '000) | | | | | | | | | |
| (Reference Paragraph- 1.9.1.1) | | | | | | | | | |
| SI No | Railway | Budget Estimation | Budget Grant | Final Grant | Actual Expenditure | Variation between FG and AE (Saving/ Excess) | Percentage variation of AE over FG | Saving percentage | Excess percentage |
| 1 | 2 | 3 | 4 | 5 | 6 | 7 | 8 | 9 | 10 |
| 1 | CR | 17470737 | 16076117 | 15754269 | 15711849 | -42420 | -0.27 | -0.27 | |
| 2 | ECoR | 6447280 | 5648679 | 6002420 | 6355888 | 353468 | 5.89 | - | 5.89 |
| 3 | ECR | NMA | 9591730 | 9470071 | 9369168 | -100903 | -1.07 | -1.07 | - |
| 4 | ER | 16167819 | 15285876 | 16560007 | 14928940 | -1631067 | -9.85 | -9.85 | - |
| 5 | NCR | 8645971 | 6584271 | 8778180 | 8608277 | -169903 | -1.94 | -1.94 | - |
| 6 | NER | 5554803 | 7491803 | 6958786 | 7345421 | 386635 | 5.56 | - | 5.56 |
| 7 | NFR | 13858681 | 12932957 | 11369111 | 11391877 | 22766 | 0.20 | - | 0.20 |
| 8 | NR | 17351162 | 22660640 | 22614433 | 22495089 | -119344 | -0.53 | -0.53 | - |
| 9 | NWR | NMA | 9131899 | 13554667 | 8822974 | -4731693 | -34.91 | -34.91 | - |
| 10 | SCR | 15239800 | 14798200 | 14262900 | 14136800 | -126100 | -0.88 | -0.88 | - |
| 11 | SECR | 2623790 | 1920128 | 2356551 | 2319107 | -37444 | -1.59 | -1.59 | - |
| 12 | SER | NMA | 12842237 | 13104622 | 12923576 | 181046 | 1.38 | - | 1.38 |
| 13 | SR | 10566723 | 14976546 | 9398820 | 9708965 | 310145 | 3.30 | - | 3.30 |
| 14 | SWR | 6062427 | 5148714 | 5928111 | 4942503 | -985608 | -16.63 | -16.63 | - |
| 15 | WCR | 5959618 | 5976907 | 6659197 | 6458879 | -200318 | -3.01 | -3.01 | - |
| 16 | WR | 19531652 | 18158221 | 18656936 | 27776099 | -9119163 | -48.88 | -48.88 | - |
| 17 | RPU | 164965 | 127242 | 354293.81 | 383927 | 29633.19 | 8.36 | | 8.36 |

| Annexure – 1.2 C | | | | | | | |
|--|---------|-------------------|-------------|--------------------|--|-------------------|-------------------|
| Statement showing Budgeted Capital expenditure incurred on Procurement of M & P (under Plan Head 4100) during 2017-18 to 2021-22 (Reference Paragraph- 1.9.1.1) | | | | | | | |
| (Figure in '000) | | | | | | | |
| SI No | Railway | Budget Estimation | Final Grant | Actual Expenditure | Variation between FG and AE (Saving/ Excess) | Saving percentage | Excess percentage |
| 1 | 2 | 3 | 4 | 5 | 6 | 7 | 8 |
| 1 | CR | NMA | 276697 | 291395 | 14698 | - | 5.31 |
| 2 | ECoR | 1760094 | 901993 | 868810 | -33183 | -3.68 | - |
| 3 | ECR | NMA | NMA | NMA | - | - | - |
| 4 | ER | 1547044 | 1016677 | 1215967 | 199290 | - | 19.60 |
| 5 | NCR | NMA | NAM | 4569 | - | - | - |
| 6 | NER | 0 | 86614 | 49788 | -36826 | -42.52 | - |
| 7 | NFR | 843130 | 577090 | 569134 | -7956 | -1.38 | - |
| 8 | NR | NMA | NMA | NMA | - | - | - |
| 9 | NWR | | 959727 | 893148 | -66579 | -6.94 | - |
| 10 | SCR | 45401 | 122333 | 126829 | 4496 | - | 3.68 |
| 11 | SECR | 5201 | 26725 | 20494 | -6231 | -23.32 | - |
| 12 | SER | 1868310 | 1647004 | 1831069 | 184065 | - | 11.18 |
| 13 | SR | 356249 | 294341 | 280226 | 24261 | -4.80 | - |
| 14 | SWR | 46921 | 46234 | 32802 | -13432 | -29.05 | - |
| 15 | WCR | NMA | 92390 | 60123 | -32267 | -34.92 | - |
| 16 | WR | NMA | NMA | NMA | - | - | - |
| 17 | RPU | 590223 | 449492 | 400901 | -48591 | -10.81 | - |

NMA: Not Made Available

| Annexure –1.3 | | | | | | |
|---|----------------|-------------|---|---|---|--|
| Statement showing the details of Year wise trend of expenditure on referral of patient, procurement of medical equipment, medicine and hiring of CMP & HVS | | | | | | |
| (Reference Paragraph- 1.9.1.2) | | | | | | |
| SI No | Railway | Year | Year wise expenditure on medical equipment (₹ in '000) | Year wise expenditure on CMP and HVS (₹ in '000) | Year wise expenditure on medicine (Centralised and LP) (₹ in '000) | Year wise expenditure on referral of patient Government/Other than Govt hospital) (₹ in '000) |
| 1 | 2 | 3 | 4 | 5 | 6 | 7 |
| 1 | CR | 2017-18 | 40931.40 | 4871.50 | 135652.22 | 477326.96 |
| 2 | ECoR | 2017-18 | 8932.00 | 4088.00 | 88376.00 | 247835.00 |
| 3 | ECR | 2017-18 | 5487.00 | 4110.00 | 75228.00 | 15131.00 |
| 4 | ER | 2017-18 | 6007.00 | 865.00 | 18407.00 | 1331.00 |
| 5 | NCR | 2017-18 | 4305.00 | 3772.58 | 140349.20 | 155348.14 |
| 6 | NER | 2017-18 | 6790.071 | 12417.78 | 100993.975 | 60283.885 |
| 7 | NFR | 2017-18 | 27131 | 28955 | 50648 | 184145 |
| 8 | NR | 2017-18 | 1312.00 | 16258.00 | 137523.00 | 95351.00 |
| 9 | NWR | 2017-18 | 13775.00 | 2528.00 | 135534.00 | 311103.00 |
| 10 | SCR | 2017-18 | 11079.73 | 812.40 | 376285.68 | 707321.77 |
| 11 | SECR | 2017-18 | 2113 | 11352 | 53904 | 245375 |
| 12 | SER | 2017-18 | 30914.00 | 9749.00 | 118316.00 | 140650.00 |
| 13 | SR | 2017-18 | 65080.00 | 7173.00 | 459553.00 | 128689.00 |
| 14 | SWR | 2017-18 | 4675.00 | 2921.00 | 70700.00 | 83757.00 |
| 15 | WCR | 2017-18 | 8764.54 | 10218.60 | 53598.82 | 75822.08 |
| 16 | WR | 2017-18 | 19577.09 | 12497.40 | 271368.45 | 142146.26 |
| 17 | RPU/Metro | 2017-18 | 10668.00 | 3310.00 | 82678.00 | 68144.00 |
| | Total | | 267541.83 | 135899.26 | 2369115.35 | 3139759.66 |

| Annexure –1.3 | | | | | | |
|---|----------------|-------------|---|---|---|--|
| Statement showing the details of Year wise trend of expenditure on referral of patient, procurement of medical equipment, medicine and hiring of CMP & HVS | | | | | | |
| (Reference Paragraph- 1.9.1.2) | | | | | | |
| SI No | Railway | Year | Year wise expenditure on medical equipment (₹ in '000) | Year wise expenditure on CMP and HVS (₹ in '000) | Year wise expenditure on medicine (Centralised and LP) (₹ in '000) | Year wise expenditure on referral of patient Government/Other than Govt hospital) (₹ in '000) |
| 1 | 2 | 3 | 4 | 5 | 6 | 7 |
| 1 | CR | 2018-19 | 67213.04 | 4775.60 | 103444.32 | 705679.89 |
| 2 | ECoR | 2018-19 | 13824.00 | 4858.00 | 87236.00 | 230410.00 |
| 3 | ECR | 2018-19 | 25349.00 | 4746.00 | 86595.00 | 33401.00 |
| 4 | ER | 2018-19 | 12341.00 | 750.00 | 43799.00 | 5191.00 |
| 5 | NCR | 2018-19 | 2248.00 | 6040.10 | 157121.07 | 464538.63 |
| 6 | NER | 2018-19 | 18653.01 | 16294.94 | 101892.84 | 73806.29 |
| 7 | NFR | 2018-19 | 8414 | 32423 | 53668 | 209656.996 |
| 8 | NR | 2018-19 | 4104.00 | 21822.00 | 587618.00 | 155199.00 |
| 9 | NWR | 2018-19 | 13716.00 | 4655.00 | 185980.00 | 456314.00 |
| 10 | SCR | 2018-19 | 25351.60 | 812.40 | 499984.37 | 951623.93 |
| 11 | SECR | 2018-19 | 6538 | 17218 | 48671 | 294377 |
| 12 | SER | 2018-19 | 52911.00 | 21595.00 | 75608.00 | 187873.00 |
| 13 | SR | 2018-19 | 63255.00 | 4692.00 | 430611.00 | 159126.00 |
| 14 | SWR | 2018-19 | 9882.00 | 4376.00 | 75630.00 | 170863.00 |
| 15 | WCR | 2018-19 | 7209.32 | 16960.04 | 92999.50 | 220029.00 |
| 16 | WR | 2018-19 | 19727.57 | 20510.62 | 207263.87 | 216315.19 |
| 17 | RPU/Metro | 2018-19 | 23830.00 | 6527.00 | 149638.00 | 70395.00 |
| | Total | | 374566.54 | 189055.70 | 2987759.97 | 4604798.92 |

| Annexure –1.3 | | | | | | |
|---|----------------|-------------|---|---|---|---|
| Statement showing the details of Year wise trend of expenditure on referral of patient, procurement of medical equipment, medicine and hiring of CMP & HVS | | | | | | |
| (Reference Paragraph- 1.9.1.2) | | | | | | |
| SI No | Railway | Year | Year wise expenditure on medical equipment (₹ in '000) | Year wise expenditure on CMP and HVS (₹ in '000) | Year wise expenditure on medicine (Centralised and LP) (₹ in '000) | Year wise expenditure on referral of patient Government/Other than Govt hospital (₹ in '000) |
| 1 | 2 | 3 | 4 | 5 | 6 | 7 |
| 1 | CR | 2019-20 | 60847.00 | 2324.25 | 131251.18 | 850569.00 |
| 2 | ECoR | 2019-20 | 16724.00 | 9578.00 | 118042.00 | 246314.00 |
| 3 | ECR | 2019-20 | 19558.00 | 5766.00 | 99803.00 | 98615.00 |
| 4 | ER | 2019-20 | 1222.00 | 5400.00 | 34649.00 | 16796.00 |
| 5 | NCR | 2019-20 | 10954.98 | 7415.00 | 156687.92 | 557727.03 |
| 6 | NER | 2019-20 | 8531.03 | 15278.55 | 107065.99 | 95851.58 |
| 7 | NFR | 2019-20 | 6714 | 37296 | 45646 | 219782.991 |
| 8 | NR | 2019-20 | 16245.00 | 22012.00 | 737413.00 | 199275.00 |
| 9 | NWR | 2019-20 | 13798.00 | 6690.00 | 209249.00 | 506597.00 |
| 10 | SCR | 2019-20 | 12526.91 | 812.40 | 414076.71 | 928479.98 |
| 11 | SECR | 2019-20 | 16099 | 25738 | 66054 | 371360 |
| 12 | SER | 2019-20 | 57000.00 | 23488.00 | 178013.00 | 218591.00 |
| 13 | SR | 2019-20 | 105349.00 | 5875.00 | 543553.00 | 179621.00 |
| 14 | SWR | 2019-20 | 7682.00 | 6640.00 | 83199.00 | 162899.00 |
| 15 | WCR | 2019-20 | 18652.00 | 19234.57 | 101918.64 | 237908.82 |
| 16 | WR | 2019-20 | 61264.48 | 30108.42 | 125196.41 | 992973.27 |
| 17 | RPU/Metro | 2019-20 | 27948.00 | 5928.00 | 166441.00 | 108558.00 |
| | Total | | 461115.40 | 229584.19 | 3318258.85 | 5991918.68 |

| Annexure –1.3 | | | | | | |
|---|----------------|-------------|---|---|---|--|
| Statement showing the details of Year wise trend of expenditure on referral of patient, procurement of medical equipment, medicine and hiring of CMP & HVS | | | | | | |
| (Reference Paragraph- 1.9.1.2) | | | | | | |
| SI No | Railway | Year | Year wise expenditure on medical equipment (₹ in '000) | Year wise expenditure on CMP and HVS (₹ in '000) | Year wise expenditure on medicine (Centralised and LP) (₹ in '000) | Year wise expenditure on referral of patient Government/Other than Govt hospital) (₹ in '000) |
| 1 | 2 | 3 | 4 | 5 | 6 | 7 |
| 1 | CR | 2020-21 | 26152.73 | 1642.29 | 136636.36 | 700438.18 |
| 2 | ECoR | 2020-21 | 27643.00 | 16655.00 | 119282.00 | 244635.00 |
| 3 | ECR | 2020-21 | 32205.00 | 5716.00 | 89310.00 | 100704.00 |
| 4 | ER | 2020-21 | 8178.00 | 7638.00 | 20609.00 | 20596.00 |
| 5 | NCR | 2020-21 | 7726.12 | 9698.13 | 181447.02 | 606885.89 |
| 6 | NER | 2020-21 | 10253.16 | 20996.02 | 91600.01 | 84086.72 |
| 7 | NFR | 2020-21 | 2991 | 34702 | 52312 | 270500.458 |
| 8 | NR | 2020-21 | 27503.00 | 27853.00 | 871629.00 | 209180.00 |
| 9 | NWR | 2020-21 | 32597.00 | 10726.00 | 204743.00 | 490178.00 |
| 10 | SCR | 2020-21 | 11481.71 | 49425.00 | 330917.79 | 1072001.76 |
| 11 | SECR | 2020-21 | 46131 | 41675 | 101149 | 589347 |
| 12 | SER | 2020-21 | 71788.00 | 23464.00 | 129982.00 | 234129.00 |
| 13 | SR | 2020-21 | 75375.00 | 30843.00 | 446605.00 | 188317.00 |
| 14 | SWR | 2020-21 | 4008.00 | 9923.00 | 79830.00 | 197833.00 |
| 15 | WCR | 2020-21 | 19769.80 | 22847.25 | 92899.37 | 208747.76 |
| 16 | WR | 2020-21 | 228213.70 | 43301.40 | 138206.92 | 234895.94 |
| 17 | RPU/Metro | 2020-21 | 42629.00 | 7031.00 | 152990.00 | 151648.00 |
| | Total | | 674645.21 | 364136.09 | 3240148.47 | 5604123.70 |

| Annexure –1.3 | | | | | | |
|---|----------------|-------------|---|---|---|--|
| Statement showing the details of Year wise trend of expenditure on referral of patient, procurement of medical equipment, medicine and hiring of CMP & HVS | | | | | | |
| (Reference Paragraph- 1.9.1.2) | | | | | | |
| Sl No | Railway | Year | Year wise expenditure on medical equipment (₹ in '000) | Year wise expenditure on CMP and HVS (₹ in '000) | Year wise expenditure on medicine (Centralised and LP) (₹ in '000) | Year wise expenditure on referral of patient Government/Other than Govt hospital) (₹ in '000) |
| 1 | 2 | 3 | 4 | 5 | 6 | 7 |
| 1 | CR | 2021-22 | 120413.01 | 3772.00 | 171092.30 | 559646.65 |
| 2 | ECoR | 2021-22 | 894.00 | 16804.00 | 124320.00 | 280140.00 |
| 3 | ECR | 2021-22 | 30134.00 | 3743.00 | 78940.00 | 117994.00 |
| 4 | ER | 2021-22 | 21397.00 | 31619.00 | 60788.00 | 40869.00 |
| 5 | NCR | 2021-22 | 6901.00 | 12029.09 | 182347.83 | 481419.74 |
| 6 | NER | 2021-22 | 13284.53 | 19457 | 87985.38 | 122637.8 |
| 7 | NFR | 2021-22 | 16107 | 33913 | 40362 | 358082.794 |
| 8 | NR | 2021-22 | 13661.00 | 27596.00 | 788187.00 | 305551.00 |
| 9 | NWR | 2021-22 | 17717.00 | 9085.00 | 187968.00 | 552168.00 |
| 10 | SCR | 2021-22 | 25548.42 | 73480.00 | 333031.55 | 894744.82 |
| 11 | SECR | 2021-22 | 52007 | 47287 | 73948 | 793297 |
| 12 | SER | 2021-22 | 112223.00 | 50060.00 | 167679.00 | 269835.00 |
| 13 | SR | 2021-22 | 101068.00 | 47652.00 | 612549.00 | 193768.00 |
| 14 | SWR | 2021-22 | 14627.00 | 11224.00 | 90350.00 | 199118.00 |
| 15 | WCR | 2021-22 | 26531.55 | 21435.38 | 78856.60 | 310769.23 |
| 16 | WR | 2021-22 | 86708.95 | 41200.15 | 329286.67 | 334553.72 |
| 17 | RPU/Metro | 2021-22 | 40163.664 | 14969 | 136207.439 | 139462.384 |
| Grand Total | | | 699386 | 465326 | 3543899 | 5954057 |

Annexure – 1.4
Statement showing the Zonal Railway wise shortage of Doctors in Central Hospital
(Reference Paragraph- 1.9.1.3.A)

| Zonal Railway | 2017-18 | | | | | 2018-19 | | | | | 2019-20 | | | | |
|---------------|---------------------------------------|---------------------|------------------|-----------------------------|--------------------------------------|---------------------------------------|---------------------|------------------|-----------------------------|--------------------------------------|---------------------------------------|---------------------|------------------|-----------------------------|--------------------------------------|
| | Sanctioned Strength as Per IPHS Norms | Sanctioned Strength | On roll position | Shortfall as Per IPHS Norms | Shortfall as Per sanctioned strength | Sanctioned Strength as Per IPHS Norms | Sanctioned Strength | On roll position | Shortfall as Per IPHS Norms | Shortfall as Per sanctioned strength | Sanctioned Strength as Per IPHS Norms | Sanctioned Strength | On roll position | Shortfall as Per IPHS Norms | Shortfall as Per sanctioned strength |
| CR | 58 | NAV | 34 | 24 | NAV | 58 | NAV | 34 | 24 | NAV | 58 | NAV | 36 | 22 | NAV |
| ECR | 34 | 36 | 25 | 9 | 11 | 34 | 36 | 27 | 7 | 9 | 34 | 36 | 26 | 8 | 10 |
| ECoR | 29 | 16 | 16 | 13 | NS | 29 | 16 | 16 | 13 | NS | 29 | 19 | 19 | 10 | NS |
| ER | 68 | 58 | 53 | 15 | 5 | 68 | 58 | 52 | 16 | 6 | 68 | 58 | 54 | 14 | 4 |
| NCR | 34 | 17 | 13 | 21 | 4 | 34 | 17 | 15 | 19 | 2 | 34 | 17 | 16 | 18 | 1 |
| NER | 58 | 33 | 29 | 29 | 4 | 58 | 33 | 32 | 26 | 1 | 58 | 33 | 32 | 26 | 1 |
| NFR | 50 | 48 | 45 | 5 | 3 | 48 | 48 | 42 | 6 | 6 | 48 | 48 | 43 | 5 | 5 |
| NR | 68 | NAV | 75 | -7 | NAV | 68 | NAV | 73 | -5 | NAV | 68 | NAV | 73 | -5 | NAV |
| NWR | 34 | 24 | 20 | 14 | 4 | 34 | 24 | 22 | 12 | 2 | 34 | 24 | 22 | 12 | 2 |
| RPU | 34 | 14 | 14 | 20 | NS | 34 | 14 | 14 | 20 | NS | 34 | 14 | 12 | 22 | 2 |
| SCR | 58 | 41 | 35 | 23 | 6 | 58 | 41 | 40 | 18 | 1 | 58 | 41 | 39 | 19 | 2 |
| SECR | 34 | 39 | 29 | 5 | 10 | 34 | 39 | 29 | 5 | 10 | 34 | 39 | 29 | 5 | 10 |
| SER | 58 | 36 | 34 | 24 | 2 | 58 | 36 | 33 | 25 | 3 | 58 | 36 | 33 | 25 | 3 |
| SR | 68 | 67 | 66 | 2 | 1 | 68 | 67 | 66 | 2 | 1 | 68 | 67 | 67 | 1 | NS |
| SWR | 34 | 20 | 23 | 11 | -3 | 34 | 20 | 22 | 12 | -2 | 34 | 20 | 20 | 14 | NS |
| WCR | 34 | 17 | 17 | 17 | NS | 34 | 17 | 15 | 19 | 2 | 34 | 17 | 17 | 17 | NS |
| WR | 58 | 43 | 42 | 16 | 1 | 58 | 43 | 42 | 16 | 1 | 58 | 43 | 42 | 16 | 1 |

NAV: Not Available, NS: No Shortfall

| Annexure – 1.4 Statement showing the Zonal Railway wise shortage of Doctors in Central Hospital (Reference Paragraph- 1.9.1.3.A) | | | | | | | | | | |
|--|---------------------------------------|---------------------|------------------|-----------------------------|--------------------------------------|---------------------------------------|---------------------|------------------|-----------------------------|--------------------------------------|
| Zonal Railway | 2020-21 | | | | | 2021-22 | | | | |
| | Sanctioned Strength as Per IPHS Norms | Sanctioned Strength | On roll position | Shortfall as Per IPHS Norms | Shortfall as Per sanctioned strength | Sanctioned Strength as Per IPHS Norms | Sanctioned Strength | On roll position | Shortfall as Per IPHS Norms | Shortfall as Per sanctioned strength |
| CR | 58 | NAV | 36 | 22 | NAV | 58 | NAV | 33 | 25 | NAV |
| ECR | 34 | 36 | 26 | 8 | 10 | 34 | 36 | 28 | 6 | 8 |
| ECoR | 34 | 19 | 19 | 15 | NS | 34 | 18 | 18 | 16 | NS |
| ER | 68 | 58 | 55 | 13 | 3 | 68 | 57 | 51 | 17 | 6 |
| NCR | 34 | 17 | 16 | 18 | 1 | 34 | 17 | 15 | 19 | 2 |
| NER | 58 | 33 | 43 | 15 | -10 | 58 | 33 | 41 | 17 | -8 |
| NFR | 48 | 48 | 44 | 4 | 4 | 48 | 48 | 40 | 8 | 8 |
| NR | 68 | NAV | 74 | -6 | NAV | 68 | NAV | 72 | -4 | NAV |
| NWR | 34 | 24 | 23 | 11 | 1 | 34 | 24 | 24 | 10 | NS |
| RPU | 34 | 14 | 14 | 20 | 0 | 34 | 14 | 12 | 22 | 2 |
| SCR | 58 | 41 | 37 | 21 | 4 | 58 | 41 | 39 | 19 | 2 |
| SECR | 34 | 43 | 29 | 5 | 14 | 34 | 43 | 29 | 5 | 14 |
| SER | 58 | 36 | 26 | 32 | 10 | 58 | 36 | 25 | 33 | 11 |
| SR | 68 | 67 | 64 | 4 | 3 | 68 | 67 | 63 | 5 | 4 |
| SWR | 34 | 20 | 23 | 11 | -3 | 34 | 20 | 21 | 13 | -1 |
| WCR | 34 | 17 | 16 | 18 | 1 | 34 | 17 | 17 | 17 | NS |
| WR | 58 | 45 | 44 | 14 | 1 | 58 | 45 | 49 | 9 | -4 |

| Annexure- 1.4 | | | | | |
|--|--|--------------------------------|---|--|---|
| Statement showing the Zonal Railway wise shortage of Doctors in Central Hospital (Reference Paragraph- 1.9.1.3.A) | | | | | |
| Position of Doctors as on 31-03-2022 | | | | | |
| Name of the hospital (ZR) | Sanctioned Strength as Per IPHS Norms | Sanctioned Strength | On roll position including CMP | Shortfall as Per IPHS Norms | Shortfall as Per sanctioned strength |
| 1 | 2 | 3 | 4 | 5 | 6 |
| Central Hospital Byculla (CR) | 58 | 41 | 33 | 25 | 8 |
| CH/CSSH/PNBE/ECR | 34 | 36 | 28 | 6 | 8 |
| Central Hospital, Mancheswar (ECoR) | 34 | 18 | 18 | 16 | NS |
| B R singh hospital Sealdah (ER) | 68 | 57 | 51 | 17 | 6 |
| Central Hospital (NCR) | 34 | 17 | 15 | 19 | 2 |
| LNMRH Gorakhpur (NER) | 58 | 33 | 41 | 17 | -8 |
| Central Hospital Maligaon (NFR) | 50 | 48 | 40 | 10 | 8 |
| Central Hospital (NR) | 68 | NAV | 72 | -4 | NAV |
| Central Hospital (NWR) | 34 | 24 | 24 | 10 | 0 |
| Central Hospital, BLW (RPU) | 34 | 14 | 12 | 22 | 2 |
| Central Hospital/LGD (SCR) | 58 | 41 | 39 | 19 | 2 |
| Central Hospital/BSP (SECR) | 34 | 43 | 29 | 5 | 14 |
| Central Hospital Garden Reach/SER | 58 | 36 | 25 | 33 | 11 |
| Railway Hospital Perambur (SR) | 68 | 67 | 63 | 5 | 4 |
| Central Hospital/UBL (SWR) | 34 | 20 | 21 | 13 | -1 |
| CH JABALPUR (WCR) | 34 | 17 | 17 | 17 | NS |
| Jagjivan Ram Hospital (WR) | 58 | 45 | 49 | 9 | -4 |

| Annexure – 1.5 Statement showing the Zonal Railway wise shortage of Nurses in Central Hospital (Reference Paragraph- 1.9.1.3.B) | | | | | | | | | | | | | | | |
|---|---------------------------------------|---------------------|------------------|-----------------------------|--------------------------------------|---------------------------------------|---------------------|------------------|-----------------------------|--------------------------------------|---------------------------------------|---------------------|------------------|-----------------------------|--------------------------------------|
| Zonal Railway | 2017-18 | | | | | 2018-19 | | | | | 2019-20 | | | | |
| | Sanctioned Strength as Per IPHS Norms | Sanctioned Strength | On roll position | Shortfall as Per IPHS Norms | Shortfall as Per sanctioned strength | Sanctioned Strength as Per IPHS Norms | Sanctioned Strength | On roll position | Shortfall as Per IPHS Norms | Shortfall as Per sanctioned strength | Sanctioned Strength as Per IPHS Norms | Sanctioned Strength | On roll position | Shortfall as Per IPHS Norms | Shortfall as Per sanctioned strength |
| CR | 180 | NAV | 111 | 69 | NAV | 180 | NAV | 111 | 69 | NAV | 180 | NAV | 148 | 32 | NAV |
| ECR | 90 | 73 | 64 | 26 | 9 | 90 | 73 | 64 | 26 | 9 | 90 | 81 | 79 | 11 | 2 |
| ECoR | 45 | 35 | 35 | 10 | 0 | 45 | 35 | 35 | 10 | 0 | 45 | 35 | 35 | 10 | 0 |
| ER | 225 | 196 | 170 | 55 | 26 | 225 | 212 | 163 | 62 | 49 | 225 | 212 | 197 | 28 | 15 |
| NCR | 90 | 42 | 33 | 57 | 9 | 90 | 42 | 32 | 58 | 10 | 90 | 42 | 39 | 51 | 3 |
| NER | 180 | 96 | 78 | 102 | 18 | 180 | 96 | 74 | 106 | 22 | 180 | 96 | 92 | 88 | 4 |
| NFR | 135 | 97 | 89 | 46 | 8 | 135 | 97 | 88 | 47 | 9 | 135 | 97 | 88 | 47 | 9 |
| NR | 225 | 173 | 161 | 64 | 12 | 225 | 263 | 159 | 66 | 104 | 225 | 263 | 261 | -36 | 2 |
| NWR | 90 | 43 | 41 | 49 | 2 | 90 | 43 | 52 | 38 | -9 | 90 | NAV | 56 | 34 | NAV |
| RPU | 90 | 71 | 42 | 48 | 29 | 90 | 71 | 42 | 48 | 29 | 90 | 71 | 56 | 34 | 15 |
| SCR | 180 | 132 | 129 | 51 | 3 | 180 | 132 | 115 | 65 | 17 | 180 | 132 | 123 | 57 | 9 |
| SECR | 90 | 53 | 48 | 42 | 5 | 90 | 54 | 53 | 37 | 1 | 90 | 54 | 51 | 39 | 3 |
| SER | 180 | 141 | 125 | 55 | 16 | 180 | 141 | 122 | 58 | 19 | 180 | 141 | 136 | 44 | 5 |
| SR | 225 | 291 | 252 | -27 | 39 | 225 | 291 | 253 | -28 | 38 | 225 | 291 | 284 | -59 | 7 |
| SWR | 90 | 72 | 57 | 33 | 15 | 90 | 72 | 68 | 22 | 4 | 90 | 72 | 75 | 15 | -3 |
| WCR | 90 | 45 | 45 | 45 | 0 | 90 | 45 | 41 | 49 | 4 | 90 | 42 | 41 | 49 | 1 |
| WR | 180 | 140 | 120 | 60 | 20 | 180 | 152 | 108 | 72 | 44 | 180 | 152 | 147 | 33 | 5 |
| Grand Total | 2385 | 1700 | 1600 | 785 | 211 | 2385 | 1819 | 1580 | 805 | 350 | 2385 | 1781 | 1908 | 477 | 77 |

NAV: Not Available

| Annexure – 1.5 Statement showing the Zonal Railway wise shortage of Nurses in Central Hospital (Reference Paragraph- 1.9.1.3.B) | | | | | | | | | | |
|---|--|---------------------|------------------|------------------------------|--------------------------------------|--|---------------------|------------------|-----------------------------|--------------------------------------|
| Zonal Railway | 2020-21 | | | | | 2021-22 | | | | |
| | Sanctioned Strength as Per IPHS Norms. | Sanctioned Strength | On roll position | Shortfall as Per IPHS Norms. | Shortfall as Per sanctioned strength | Sanctioned Strength as Per IPHS Norms. | Sanctioned Strength | On roll position | Shortfall as Per IPHS Norms | Shortfall as Per sanctioned strength |
| CR | 180 | NAV | 174 | 6 | NAV | 180 | NAV | 172 | 8 | NAV |
| ECR | 90 | 81 | 79 | 11 | 2 | 90 | 81 | 79 | 11 | 2 |
| ECoR | 90 | 35 | 35 | 55 | NS | 90 | 35 | 34 | 56 | 1 |
| ER | 225 | 212 | 199 | 26 | 13 | 225 | 212 | 194 | 31 | 18 |
| NCR | 90 | 42 | 42 | 48 | NS | 90 | 42 | 42 | 48 | NS |
| NER | 180 | 96 | 93 | 87 | 3 | 180 | 96 | 106 | 74 | -10 |
| NFR | 135 | 97 | 86 | 49 | 11 | 135 | 97 | 81 | 54 | 16 |
| NR | 225 | 263 | 253 | -28 | 10 | 225 | 263 | 256 | -31 | 7 |
| NWR | 90 | NAV | 58 | 32 | NAV | 90 | NAV | 52 | 38 | NAV |
| RPU | 90 | 71 | 54 | 36 | 17 | 90 | 71 | 45 | 45 | 26 |
| SCR | 180 | 132 | NS | 180 | 132 | 180 | 132 | 124 | 56 | 8 |
| SECR | 90 | 54 | 49 | 41 | 5 | 90 | 54 | 52 | 38 | 2 |
| SER | 180 | 141 | 134 | 46 | 7 | 180 | 141 | 123 | 57 | 18 |
| SR | 225 | 291 | 273 | -48 | 18 | 225 | 291 | 268 | -43 | 23 |
| SWR | 90 | 72 | 74 | 16 | -2 | 90 | 72 | 71 | 19 | 1 |
| WCR | 90 | 42 | 42 | 48 | NS | 90 | 42 | 40 | 50 | 2 |
| WR | 180 | 152 | 139 | 41 | 13 | 180 | 152 | 139 | 41 | 13 |
| Grand Total | 2430 | 1781 | 1784 | 646 | 229 | 2430 | 1781 | 1878 | 552 | 127 |

NS: No Shortfall

| Annexure- 1.5 | | | | | |
|---|--|--------------------------------|-----------------------------|--|---|
| Statement showing the Zonal Railway wise shortage of Nurses in Central Hospital (Reference Paragraph- 1.9.1.3.B) | | | | | |
| Position of Staff Nurses as on 31-03-2022 | | | | | |
| Name of the hospital | Sanctioned Strength as Per IPHS Norms | Sanctioned Strength | On roll position | Shortfall as Per IPHS Norms | Shortfall as Per sanctioned strength |
| 1 | 2 | 3 | 4 | 5 | 6 |
| Central Hospital Byculla (CR) | 180 | NMA | 172 | 8 | NMA |
| CH/CSSH/PNBE/ECR | 90 | 81 | 79 | 11 | 2 |
| Central Hospital, Mancheswar (ECoR) | 90 | 35 | 34 | 56 | 1 |
| B R singh hospital Sealdah (ER) | 225 | 212 | 194 | 31 | 18 |
| Central Hospital (NCR) | 90 | 42 | 42 | 48 | 0 |
| LNMRH Gorakhpur (NER) | 180 | 96 | 106 | 74 | -10 |
| Central Hospital Maligaon (NFR) | 135 | 97 | 81 | 54 | 16 |
| Central Hospital (NR) | 225 | 263 | 256 | -31 | 7 |
| Central Hospital (NWR) | 90 | NAV | 52 | 38 | NAV |
| Central Hospital, BLW (RPU) | 90 | 38 | 34 | 56 | 4 |
| Central Hospital, CLW | 90 | 71 | 45 | 45 | 26 |
| Central Hospital/LGD (SCR) | 180 | 132 | 124 | 56 | 8 |
| Central Hospital/BSP (SECR) | 90 | 54 | 52 | 38 | 2 |
| Central Hospital Garden Reach/SER | 180 | 141 | 123 | 57 | 18 |
| Railway Hospital Perambur (SR) | 225 | 291 | 268 | -43 | 23 |
| Central Hospital/UBL (SWR) | 90 | 72 | 71 | 19 | 1 |
| CH JABALPUR (WCR) | 90 | 42 | 40 | 50 | 2 |
| Jagjivan Ram Hospital (WR) | 180 | 152 | 139 | 41 | 13 |

| Annexure- 1.6 Major deficiency found during the Joint Inspection of CH/DRH/SDRH (Reference Paragraph- 1.9.1.4.1 & 1.9.1.4.4) | | | | | | | | |
|--|---|--|---|--|--|---|---|---|
| Zone | Registration counters is not adequate in hospital | Seating arrangement is not adequate at registration area/OPD counter in hospital | Directional and layout signages for all the departments and utilities (toilets, drinking water etc.) have not been appropriately displayed for easy access for retirees | Various types of OT services along with sufficient manpower is not available in hospital | Hospital has not developed blood bank in house or has not arranged local tie-up as per local requirement | Sufficient space in the store for storage of drugs, medicines etc. is not available in hospital | Physical verification of store has not been done by every year and report is prepared | Expired drugs are not stored separately |
| 1 | 2 | 3 | 4 | 5 | 6 | 7 | 8 | 9 |
| CR | DRH/KYN | DRH/KYN, SDRH/MMR | SDRM/MMR, | DRH/IGP, SDRH/MMR, | DRH/IGP, SDRH/MMR, | CH/BY | SDRH/MMR | DRH/KYN |
| ECoR | NA | NA | DRH/WAT | NA | CH/MCH, DRH/WAT | CH/MCH, DRH/WAT | NA | NA |
| ECR | NA | NA | NA | NA | DRH/SONPUR, DRH/DNR | NA | NA | NA |
| ER | DRH/HWH, WRH/KP | NA | NA | WRH/KP | DRH/HWH, WRH/KP | NA | CH/BR SINGH H/SDAH | NA |
| NCR | NA | NA | NA | NA | DRH/AGRA, SDRH/PRYJ | NA | SDRH/PRYJ | DRH/AGRA |
| NER | NA | NA | NA | SDRH/GONDA | CH/GKP | NA | DRH/IJN | NA |
| NFR | NA | SDRH/NJP | DRH/LMG | SDRH/NJP, DRH/LMG, SDRH/BPB | DRH/KIR, SDRH/NJP | SDRH/NJP, DRH/LMG, SDRH/BPB | SDRH/BMB | NA |
| NR | NA | RDSO/LKO | NA | 0 | RDSO/LKO | NA | NA | NA |
| NWR | DRH/AII | DRH/AII | NA | SDRH/RE | CH/JP, SDRH/RE | CH/JP, SDRH/AII | NA | NA |
| SCR | DRH/GNT | NA | NA | SDRH/RYP, DRH/GNT, CH/LGD | SDRH/RYP, DRH/GNT, CH/LGD, DRH/BZA | DRH/GNT | NA | SDRH/RYP, DRH/GNT, CH/LGD, DRH/BZA |
| SECR | DRH/Raipur | NA | NA | DRH/R, DRH/BMY | DRH/R, DRH/BMY | DRH/R | DRH/R, DRH/BMY | DRH/R, DRH/BMY |

NA: Not Applicable

| Annexure- 1.6 Major deficiency found during the Joint Inspection of CH/DRH/SDRH (Reference Paragraph- 1.9.1.4.1 & 1.9.1.4.4) | | | | | | | | |
|--|---|--|---|--|--|---|---|---|
| Zone | Registration counters is not adequate in hospital | Seating arrangement is not adequate at registration area/OPD counter in hospital | Directional and layout signages for all the departments and utilities (toilets, drinking water etc.) have not been appropriately displayed for easy access for retirees | Various types of OT services along with sufficient manpower is not available in hospital | Hospital has not developed blood bank in house or has not arranged local tie-up as per local requirement | Sufficient space in the store for storage of drugs, medicines etc. is not available in hospital | Physical verification of store has not been done by every year and report is prepared | Expired drugs are not stored separately |
| 1 | 2 | 3 | 4 | 5 | 6 | 7 | 8 | 9 |
| SER | DRH/ADRA | CH/GARDEN REACH | SDRH/TATA, DRH/ADRA, DRH/KGP | SDRH/TATA, DRH/ADRA, DRH/KGP | SDRH/TATA, DRH/ADRA, | DRH/KGP | SDRH/TATA, DRH/ADRA, DRH/KGP | DRH/ADRA |
| SR | NA | SDRH/SRR | DRH/GOLDEN ROCK | SDRH/SRR, SDRH/VM | SDRH/SRR, SDRH/VM, DRH/PGT, RH/ICF | DRH/PGT, SRDH/SRR | CH/PER, SDRH/VM, RH/ICF | NA |
| SWR | DRH/MYS | NA | NA | NA | DRH/MYS, RH/YLK | NA | NA | DRH/MYS, RH/YLK |
| WCR | SDRH/BINA | SDRH/BINA | NA | SDRH/BINA, SDRH/ET | CH/JBP, DRH/BPL, SDRH/BINA, SDRH/ET | CH/JBP | CH/JBP | NA |
| WR | NA | NA | DRH/RTM | NA | NA | DRH/RTM | NA | CH/MMCT |
| RPU/Metro | NA | NA | CH/BLW | NA | CH/TSMH | NA | CH/BLW, CH/TSMH | NA |

| Annexure – 1.7 Statement showing Hospital wise shortage of medical equipment (Reference Paragraph- 1.9.1.4.2) | | | | | | | | | | | |
|---|---------------|------------------------------|------------|---------------------------------|---------------------------------|------------------------------------|----------------------------|------------------|--------------------|----------------------|---------------------------------------|
| Sl. No. | Zonal Railway | Name of Hospital | No. of Bed | Operation table Hydraulic Minor | Operation Table Hydraulic Major | Ophthalmoscope – Direct + indirect | B.P. apparatus stand model | Mammography Unit | Ultrasound machine | Dental X-ray machine | 500 MA/300MA/100MA/60MA X-ray machine |
| 1 | 2 | 3 | 4 | 5 | 6 | 7 | 8 | 9 | 10 | 11 | 12 |
| 1 | CR | Central Hospital Byculla | 366 | 4 | NS | NS | 25 | 1 | NS | NS | NS |
| 2 | ECoR | Central Hospital, Mancheswar | 110 | 2 | 2 | NS | 11 | NS | 1 | 1 | NS |
| 3 | ECR | CSSH, PATNA | 200 | 1 | NS | NS | 15 | NS | 2 | NS | 2 |
| 4 | NCR | NCR/Central Hospital | 177 | NS | NS | NS | 6 | NS | NS | 1 | NS |
| 5 | NER | LNMRH Gorakhpur | 366 | NS | 3 | 1 | 25 | 1 | 2 | 1 | NS |
| 6 | NR | NRCH | 419 | 3 | NS | NS | 21 | 1 | 2 | NS | NS |
| 7 | NWR | Central Hospital/ Jaipur | 150 | 2 | 2 | NS | 14 | NS | NS | NS | NS |
| 8 | RPU | Central Hospital, BLW | 105 | 1 | 1 | NS | 4 | NS | 1 | NS | NS |
| 9 | RPU | KG Hospital, CLW | 192 | 1 | NS | 2 | 15 | NS | 2 | NS | NS |
| 10 | SCR | CH/LGD | 303 | 4 | NS | NS | 25 | 1 | 3 | 1 | NS |
| 11 | SECR | CH/BSP | 150 | 2 | 1 | 2 | NS | NS | NS | NS | NS |
| 12 | SR | Railway Hospital Perambur | 505 | 2 | 4 | NS | 25 | 1 | 4 | NS | NS |
| 13 | SWR | CH/UBL | 149 | 1 | 1 | 1 | 15 | NS | NS | NS | NS |
| 14 | WCR | CH JABALPUR | 155 | 1 | NS | 2 | NS | NS | NS | NS | NS |
| 15 | WR | Jagjivan Ram Hospital /WR | 361 | NS | NS | 3 | 22 | 1 | NS | NS | 4 |

NS: No Shortfall

| Annexure- 1.8 | | | |
|--|---|--|--|
| Statement showing Non observance of provisions of Clinical Establishment Act 2010 | | | |
| (Reference Paragraph- 1.9.1.4.3) | | | |
| Sl No | Absence of norms/standards for the assessment of equipment and medicine as per Clinical Establishment Act 2010 | Non-existence/ Inadequate function of Central sterile and Supply Department to cater the needs of controlling infection in OPD/IPD/OT/ICU/Lab etc | Non-existence of Hospital Infection Control Committee |
| 1 | 2 | 3 | 4 |
| 1 | CR | CR | CR |
| | Sub-Divisional Hospital Manmad | Divisional Hospital Kalyan | Sub-Divisional Hospital Manmad |
| | Central Hospital Byculla | Sub-Divisional Hospital Manmad | Sub-Divisional Hospital/IGP |
| | Divisional Hospital Kalyan | Sub-Divisional Hospital/IGP | |
| | Sub-Divisional Hospital/IGP | | |
| | Divisional Hospital Pune | | |
| 2 | ECoR | | ECoR |
| | CH/BBS | | DRH/WAT |
| | DRH/WAT | | CH/BBS |
| 3 | ECR | ECR | ECR |
| | CSSH/PNBE | CSSH/PNBE | CSSH/PNBE |
| | SDRH GAYA | DRH/ DANAPUR | DRH/ DANAPUR |
| | DRH/ DANAPUR | DRH/ SONEPUR | DRH/ SONEPUR |
| | WH HARNAUT | SDRH GAYA | SDRH GAYA |
| | DRH/ SONEPUR | WH HARNAUT | WH HARNAUT |
| 4 | ER | | ER |
| | Sub-divisional Railway Hospital- Andal | | DRH/HWH |
| | Divisional Railway Hospital- HWH | | Workshop Railway Hospital- KPA |
| | B. R. Singh Hospital, SDAH | | |
| | Workshop Railway Hospital- KPA | | |

| Annexure- 1.8 | | | |
|--|---|--|--|
| Statement showing Non observance of provisions of Clinical Establishment Act 2010 | | | |
| (Reference Paragraph- 1.9.1.4.3) | | | |
| SI No | Absence of norms/standards for the assessment of equipment and medicine as per Clinical Establishment Act 2010 | Non-existence/ Inadequate function of Central sterile and Supply Department to cater the needs of controlling infection in OPD/IPD/OT/ICU/Lab etc | Non-existence of Hospital Infection Control Committee |
| 1 | 2 | 3 | 4 |
| 5 | NCR | | NCR |
| | DRH/AGC | | |
| | CH/PRYJ | | DRHAgra |
| | SDH, CNB | | SDH, CNB |
| 6 | NER | NER | NER |
| | LNMRH Gorakhpur | LNMRH/GKP | DRH, IZN |
| | DRH Izatnagar | | LNMRH, GKP |
| | Health Unit IZN Workshop | | SDRH/Gonda |
| | SDRH Gonda | | |
| 7 | NFR | NFR | NFR |
| | CH/Maligaon | SDRH/BPB | CH/MLG |
| | DRH/KIR | | DRH/LMG |
| | SDRH/NJP | | SDRH/BPB |
| | DRH/LMG | | SDRH/NJP |
| | SDRH/BPB | | |
| 8 | NR | NR | NR |
| | NRDH/DLI | NRDH/DLI | NRDH/DLI |
| | NRCH/Delhi | NRDH/UMB | NRDH/UMB |
| | NRDH/LKO | SDH/SRE | SDH/SRE |
| | NRDH/UMB | RDSO/LKO | RCF/HSQ |
| | RCF/HSQ | RCF/HSQ | RDSO/LKO |
| | RDSO/LKO | | |

| Annexure- 1.8 | | | |
|--|---|--|--|
| Statement showing Non observance of provisions of Clinical Establishment Act 2010 | | | |
| (Reference Paragraph- 1.9.1.4.3) | | | |
| SI No | Absence of norms/standards for the assessment of equipment and medicine as per Clinical Establishment Act 2010 | Non-existence/ Inadequate function of Central sterile and Supply Department to cater the needs of controlling infection in OPD/IPD/OT/ICU/Lab etc | Non-existence of Hospital Infection Control Committee |
| 9 | NWR | NWR | NWR |
| | DRH/ Ajmer | SDRH/RE | CH/Jaipur |
| | SDRH/ABR | | DRH/Ajmer |
| | Central Hospital/Jaipur | | SDRH/ABR |
| | SDRH/RE | | SDRH/RE |
| 10 | SCR | SCR | SCR |
| | DRH/BZA | CH/LGD | CH/LGD |
| | SDH/RYPs | DH/BZA | DH/BZA |
| | DRH/GNT | DH/GNT | DH/GNT |
| | CH/LGD | SDH/KZJ | SDH/KZJ |
| | | SDH/RYPs | SDH/RYPs |
| 11 | SECR | SECR | |
| | CH/BSP | DRH/R | |
| | DRH/Raipur | SDRH BMY | |
| | SDRH/Bhillai | | |
| 12 | SER | SER | SER |
| | DRH/Kharagpur | DRH/Adra | DRH/Adra |
| | SDRH/TATA | SDRH/TATA | |
| | CH/GRC | | |
| 13 | SR | SR | SR |
| | Railway Hospital/Perambur | Divisional Hospital/Palakkad | Divisional Hospital/Palakkad |
| | Divisional Hospital/Palakkad | Railway Hospital/Integral Coach Factory/Perambur | Sub-Divisional Hospital/Villupuram |
| | Sub-Divisional Hospital/Shoranur | Sub-Divisional Hospital/Shoranur | |
| | Divisional Hospital/Ponmalai | Sub-Divisional Hospital/Villupuram | |
| | Sub-Divisional Hospital/Villupuram | | |
| | Railway Hospital/Integral Coach Factory/Perambur | | |

| Annexure- 1.8 | | | |
|--|---|--|--|
| Statement showing Non observance of provisions of Clinical Establishment Act 2010 | | | |
| (Reference Paragraph- 1.9.1.4.3) | | | |
| SI No | Absence of norms/standards for the assessment of equipment and medicine as per Clinical Establishment Act 2010 | Non-existence/ Inadequate function of Central sterile and Supply Department to cater the needs of controlling infection in OPD/IPD/OT/ICU/Lab etc | Non-existence of Hospital Infection Control Committee |
| 14 | SWR | | SWR |
| | RH/MYS | | RH/RWF/YNK |
| | CH/UBL | | |
| | RH/RWF/YNK | | |
| 15 | WCR | WCR | WCR |
| | BPL | SDRH/ ITARSI | CH JABALPUR |
| | DRH BPL | | DRH BHOPAL |
| | SDRH BINA | | SDRH BINA |
| | SDRH ITRASI | | SDRH ITARSI |
| | CH JABALPUR | | |
| 16 | WR | WR | |
| | DRH PRTN | DAHOD WORKSHOP | |
| | Jagjivan Ram Hospital/ WR | Jagjivan Ram Hospital/WR | |
| | SDH/BL | | |
| | DRH/RTM | | |
| | Workshop Dahod | | |
| 17 | RPU | RPU | RPU |
| | CH/BLW/Varanasi | CH/BLW/Varanasi | BLW/Varanasi |
| | KG Hospital,/CLW | KG Hospital, CLW | TSMH/Metro |
| | MR | | |
| | TSMH | | |

| Annexure – 1.9 | | | | | |
|--|---|---|--|---|---|
| Statement showing non availability of security services, Wi-Fi facility and fire NOC and fire-fighting facility | | | | | |
| (Reference Paragraph 1.9.1.4.4) | | | | | |
| Name of Hospitals in which no Ambulance provided | Name of Hospital in which departmental/RPF/Outsource security service is not available CH/DRH/SDRH | Name of Hospital in which no CCTV camera installed in CH/DRH | Name of Hospital in which no Wi-Fi facility available in CH & DRH | Name of Hospital who have not obtained NOC from Fire department/ Nagar Nigam | Name of Hospital in which non-existence of Facility of underground backup water and fire alarm in case of fire exist |
| 1 | 2 | 3 | 4 | 5 | 6 |
| CR | CR | CR | CR | CR | CR |
| Sub-Divisional Hospital Manmad | SDRH Manmad | SDRH /Manmad | SDRH/IGP | Central Hospital Byculla | Central Hospital Byculla |
| Health Unit / Ghorpuri | SDRH/IGP | | SDRH/Manmad | Divisional Hospital Kalyan | Divisional Hospital Kalyan |
| Health Unit / Satara | ECR | NR | ECR | SDRH Manmad | SDRH Manmad |
| ECR | SDRH GAYA | NRDH/UMB | DRH/ DANAPUR | SDRH/IGP | SDRH/IGP |
| HU BAKHTIYARPUR | 0 | SDH/SRE | DRH/ SONEPUR | DRH/Pune | ECR |
| HU BUXAR | ER | | | ECoR | DRH/ DANAPUR |
| HU/ Brahampura Muzaffarpur | SDRH- Andal | SCR | NER | CH/MCS | DRH/ SONEPUR |
| HU/BJU | NFR | SDH/KZJ | LNMRH GKP | DRH/WAT | SDRH GAYA |
| HU/MKA | DRH/LMG | | | ECR | WH HARNAUT |
| ER | SDRH/BPB | | NFR | DRH/ DANAPUR | |
| HU-BWN | NR | | CH/MLG | DRH/ SONEPUR | ER |
| HU-KQU | NRDH/LKO | | | SDRH GAYA | Divisional Railway Hospital- HWH |
| NCR | NRDH/UMB | | NR | WH HARNAUT | SDRH- Andal |
| AGRA FORT HU | SDH/SRE | | NRDH/UMB | ER | NCR |
| HU/Idgah- AGRA | | | SDH/SRE | Divisional Railway Hospital- HWH | DRH |

| Annexure – 1.9 | | | | | |
|--|--|--|---|--|--|
| Statement showing non availability of security services, Wi-Fi facility and fire NOC and fire-fighting facility | | | | | |
| (Reference Paragraph 1.9.1.4.4) | | | | | |
| Name of Hospitals in which no Ambulance provided | Name of Hospital in which departmental/RPF/Outsource security service is not available CH/DRH/SDRH | Name of Hospital in which no CCTV camera installed in CH/DRH | Name of Hospital in which no Wi-Fi facility available in CH & DRH | Name of Hospital who have not obtained NOC from Fire department/ Nagar Nigam | Name of Hospital in which non-existence of Facility of underground backup water and fire alarm in case of fire exist |
| 1 | 2 | 3 | 4 | 5 | 6 |
| NER | NWR | | NWR | | SDH, CNB |
| H.U. KGM | Central Hospital, Jaipur | | SDRH/RE | | NER |
| H.U. KSJ | DRH/Ajmer | | | | DRH IZN |
| H.U. PBE | SDRH/ABR | | | | LNMRH GKP |
| | SDRH/RE | | SCR | NCR | SDRH Gonda |
| NFR | SCR | | SDH/KZJ | DRH/Agra | |
| HU/GHY | DRH/BZA | | | CH/Prayagraj | NFR |
| HU/JID | DRH/GNT | | WCR | SDH, CNB | CH/MLG |
| HU/LMG South | SDH/RYPs | | SDRH BINA | NER | DRH/KIR |
| HU/SGUJ Colony | SECR | | | DRH IZN | SDRH/BPB |
| HU/SGUJ Gr-I | SDRH/BMY | | WR | LNMRH GKP | SDRH/NJP |
| HU/SGUJ Town | | | DHD/WSHOP | SDRH Gonda | |
| NWR | SER | | | NFR | NR |
| HU/Ajmer Station | DRH/Adra | | | CH/MLG | NRDH/LKO |
| HU/Bhilwara | SWR | | | DRH/KIR | NRDH/UMB |
| HU/Carriage Workshop/ Ajmer | RH/MYS | | | DRH/LMG | SDH/SRE |
| HU/GLO/ Ajmer | RH/RWF/YNK | | | SDRH/BPB | RCF/HSQ |
| SDRH/RE | WCR | | | SDRH/NJP | RDSO/LKO |
| | SDRH/BINA | | | | |

| Annexure – 1.9 | | | | | |
|--|--|--|---|--|--|
| Statement showing non availability of security services, Wi-Fi facility and fire NOC and fire-fighting facility | | | | | |
| (Reference Paragraph 1.9.1.4.4) | | | | | |
| Name of Hospitals in which no Ambulance provided | Name of Hospital in which departmental/RPF/Outsource security service is not available | Name of Hospital in which no CCTV camera installed in CH/DRH | Name of Hospital in which no Wi-Fi facility available in CH & DRH | Name of Hospital who have not obtained NOC from Fire department/ Nagar Nigam | Name of Hospital in which non-existence of Facility of underground backup water and fire alarm in case of fire exist |
| 1 | 2 | 3 | 4 | 5 | 6 |
| SCR | WR | | | NR | NWR |
| HU/CKL | WH/DHD | | | NRCH | Central Hospital, Jaipur |
| HU/EE | DRH/PRTN/BRC | | | NRDH/DLI | DRH/Ajmer |
| HU/NDKD | | | | NRDH/LKO | SDRH/ABR |
| HU/NDL | | | | NRDH/UMB | SDRH/RE |
| HU/RJY | | | | SDH/SRE | |
| HU/STPM | | | | RCF/HSQ | SCR |
| | | | | RDSO/LKO | CH/LGD |
| SER | | | | NWR | DH/BZA |
| | | | | DRH/Ajmer | DH/GNT |
| HU/Anara | | | | SDRH/ABR | SDH/KZJ |
| HU/BQA | | | | SDRH/RE | SDH/RYPS |
| HU/PRR | | | | | SECR |
| HU/SOUTH SIDE | | | | | SDRH/BMY |
| SR | | | | | DRH/Raipur |
| Health Unit/Chennai Egmore | | | | | CH/Bilaspur |
| Health Unit/Kannur | | | | SCR | SER |
| Health Unit/Kozhikode | | | | CH/LGD | CH/GRC |
| Health Unit/Mangaluru | | | | DH/BZA | DRH/Kharagpur |
| Sub-Divisional Hospital/Shoranur | | | | DH/GNT | SDRH/TATA |
| Sub-Divisional Hospital/Villupuram | | | | SDH/KZJ | DRH/Adra |
| | | | | SDH/RYPS | |

| Annexure – 1.9 | | | | | |
|--|--|--|---|--|---|
| Statement showing non availability of security services, Wi-Fi facility and fire NOC and fire-fighting facility | | | | | |
| (Reference Paragraph 1.9.1.4.4) | | | | | |
| Name of Hospitals in which no Ambulance provided | Name of Hospital in which departmental/RPF/Outsource security service is not available | Name of Hospital in which no CCTV camera installed in CH/DRH | Name of Hospital in which no Wi-Fi facility available in CH & DRH | Name of Hospital who have not obtained NOC from Fire department/ Nagar Nigam | Name of Hospital in which non-existence of Facility of underground backup water and fire alarm in case of fire exist. |
| 1 | 2 | 3 | 4 | 5 | 6 |
| | | | | SECR | SR |
| | | | | CH/BSP | Divisional Hospital/Palakkad |
| WCR | | | | DRH/Raipur | Railway Hospital/Integral Coach Factory/Perambur |
| HU ITARSI | | | | SDRH/BMY | Divisional Hospital/Ponmalai |
| HU SHAJAPUR | | | | SER | Railway Hospital/Perambur |
| WR | | | | CH/GRC | SDRH/Shoranur |
| BRC BH | | | | DRH/Adra | SDRH/Villupuram |
| BRC NAIR | | | | SDRH/TATA | |
| BRC(P) | | | | | SWR |
| RTM STATION HU | | | | SR | CH/UBL |
| RTM/HU/UJN | | | | Divisional Hospital/Palakkad | RH/MYS |
| | | | | Railway Hospital/Perambur | RH/RWF/YNK |
| | | | | SDRH/Shoranur | WCR |
| | | | | SDRH/Villupuram | CH JABALPUR |

| Annexure – 1.9 | | | | | |
|--|--|--|---|--|--|
| Statement showing non availability of security services, Wi-Fi facility and fire NOC and fire-fighting facility | | | | | |
| (Reference Paragraph 1.9.1.4.4) | | | | | |
| Name of Hospitals in which no Ambulance provided | Name of Hospital in which departmental/RPF/Outsource security service is not available CH/DRH/SDRH | Name of Hospital in which no CCTV camera installed in CH/DRH | Name of Hospital in which no Wi-Fi facility available in CH & DRH | Name of Hospital who have not obtained NOC from Fire department/ Nagar Nigam | Name of Hospital in which non-existence of Facility of underground backup water and fire alarm in case of fire exist |
| 1 | 2 | 3 | 4 | 5 | 6 |
| | | | | Railway Hospital/Integral Coach Factory/Perambur | DRH BHOPAL |
| | | | | SWR | |
| | | | | CH/UBL | SDRH BINA |
| | | | | RH/MYS | SDRH ITARSI |
| | | | | RH/RWF/YNK | WR |
| | | | | WCR | BRCP |
| | | | | CH/JABALPUR | DRH |
| | | | | DRH/BHOPAL | Jagjivan Ram Hospital/WR |
| | | | | SDR/ BINA | RPU |
| | | | | SDRH/ITARSI | KG Hospital, CLW |
| | | | | WR | |
| | | | | DRH/RTM | WR |
| | | | | Jagjivan Ram Hospital/WR | Workshop Hospital/DHD |
| | | | | RPU | DRH/RTM |
| | | | | KG Hospital, CLW | |
| | | | | TSMH | |

| Annexure 1.10A Statement showing the details of Non-enrolment of retiree under CTSE scheme, poor BOR, High rate of LAMA and non-adherence of RB's instruction of Medical Audit. (Reference Paragraph: 1.9.2.1.A) | | | | | | | |
|--|---------------|--|---|------------------------------------|----------------|-----------------|-----------|
| Name of the Zone in which none of the retiree enrolled under CTSE scheme | Zonal Railway | Name of Hospital in which Bad Occupancy Ratio is far below to IPHS norms (80%) | | Status of LAMA in railway Hospital | | | |
| | | Name of Hospital | BOR (Average of 3 years 2017-18 to 2019-20) | Name of Hospital | Total IPD case | Total LAMA case | LAMA Rate |
| 1 | 2 | 3 | 4 | 5 | 6 | 7 | 8 |
| CR | CR | Divisional Hospital Kalyan | 69.68 | Central Hospital Byculla | 30540 | 182 | 5.96 |
| ECoR | | Divisional Hospital Pune | 67.85 | Divisional Hospital Kalyan | 23434 | 235 | 10.03 |
| ECR | | Sub-Divisional Hospital/IGP | 1.75 | Divisional Hospital Pune | 13100 | 49 | 3.74 |
| NCR | | | | Sub-Divisional Hospital/IGP | 467 | 6 | 12.85 |
| NER | ECoR | CH/MCS | 63.49 | CH/MCS | 12713 | 39 | 3.07 |
| NFR | | DRH/WAT | 63.81 | DRH/WAT | 31792 | 192 | 6.04 |
| NWR | ECR | DRH/ DANAPUR | 48.26 | CSSH/PNBE | 30558 | 11 | 0.36 |
| SCR | | DRH/ SONEPUR | 49.41 | DRH/ DANAPUR | 15124 | 344 | 22.75 |
| SWR | | SDRH GAYA | 25.87 | DRH/ SONEPUR | 14262 | 1394 | 97.74 |
| WCR | | | | SDRH GAYA | 3200 | 5 | 1.56 |

| Annexure 1.10A | | | | | | | |
|--|---------------|--|---|--|----------------|-----------------|-----------|
| Statement showing the details of Non-enrolment of retiree under CTSE scheme, poor BOR, High rate of LAMA and non-adherence of RB's instruction of Medical Audit. (Reference Paragraph: 1.9.2.1.A) | | | | | | | |
| Name of the Zone in which none of the retiree enrolled under CTSE scheme | Zonal Railway | Name of Hospital in which Bad Occupancy Ratio is far below to IPHS norms (80%) | | Status of LAMA in railway Hospital | | | |
| | | Name of Hospital | BOR (Average of 3 years 2017-18 to 2019-20) | Name of Hospital | Total IPD case | Total LAMA case | LAMA Rate |
| 1 | 2 | 3 | 4 | 5 | 6 | 7 | 8 |
| | ER | B. R. Singh Hospital | 72.41 | B. R. Singh Hospital | 72813 | 526 | 7.22 |
| | | SDRH- Andal | 40.00 | Divisional Railway Hospital- HWH | 19136 | 227 | 11.86 |
| | | Workshop Railway Hospital- KPA | 39.37 | Sub-divisional Railway Hospital- Andal | 7528 | 495 | 65.75 |
| | NCR | CH/PRYJ | 59.77 | DRH/Agra | 9759 | 239 | 24.49 |
| | | DRH/Agra | 42.16 | | | | |
| | | SDH, CNB | 56.40 | | | | |
| | NER | Div. Hospital /IZN | 63.00 | Divil.Hospital / IZN | 20878 | 96 | 4.60 |
| | | LNMRH Gorakhpur | 45.80 | LNMRH Gorakhpur | 270538 | 494 | 1.83 |
| | | SDRH/Gonda | 34.00 | | | | |
| | NFR | CH/MLG | 60.57 | CH/MLG | 41693 | 260 | 6.24 |
| | | DRH/KIR | 40.44 | DRH/KIR | 11105 | 535 | 48.18 |
| | | DRH/LMG | 45.90 | | | | |
| | | SDRH/BPB | 3.31 | SDRH/BPB | 3017 | 5 | 1.66 |

| Annexure 1.10A Statement showing the details of Non-enrolment of retiree under CTSE scheme, poor BOR, High rate of LAMA and non-adherence of RB's instruction of Medical Audit. (Reference Paragraph: 1.9.2.1.A) | | | | | | | |
|--|---------------|--|---|------------------------------------|----------------|-----------------|-----------|
| Name of the Zone in which none of the retiree enrolled under CTSE scheme | Zonal Railway | Name of Hospital in which Bad Occupancy Ratio is far below to IPHS norms (80%) | | Status of LAMA in railway Hospital | | | |
| | | Name of Hospital | BOR (Average of 3 years 2017-18 to 2019-20) | Name of Hospital | Total IPD case | Total LAMA case | LAMA Rate |
| 1 | 2 | 3 | 4 | 5 | 6 | 7 | 8 |
| | | SDRH/NJP | 45.03 | SDRH/NJP | 20500 | 671 | 32.73 |
| | NR | NRDH/DLI | 50.96 | NRDH/DLI | 6288 | 78 | 12.40 |
| | | NRDH/LKO | 50.67 | NRDH/LKO | 27600 | 815 | 29.53 |
| | | NRDH/UMB | 20.50 | NRCH | 68232 | 49 | 0.72 |
| | | SDH/SRE | 4.95 | RCF/HSQ | 7127 | 217 | 30.45 |
| | | RCF/HSQ | 18.05 | RDSO/LKO | 4674 | 457 | 97.77 |
| | | RDSO/LKO | 69.00 | | | | |
| | NWR | DRH/Ajmer | 50.51 | Divisional Hospital, Ajmer | 33126 | 422 | 12.74 |
| | | SDRH/ABR | 39.22 | SDRH/ABR | 3067 | 13 | 4.24 |
| | | | | SDRH/RE | 4287 | 329 | 76.74 |
| | SCR | DRH/BZA | 8.53 | CH/LGD | 121262 | 895 | 7.38 |
| | | DRH/GNT | 3.77 | DRH/BZA | 29044 | 77 | 2.65 |
| | | SDH/RYPS | 9.64 | SDH/RYPS | 1357 | 96 | 70.74 |
| | | CH | 12.43 | | | | |
| | SECR | DRH/R | 38.10 | CH/Raipur | 29776 | 132 | 4.43 |
| | | SDRH/BMY | 9.09 | SDRH/BMY | 4640 | 160 | 34.48 |
| | SER | CH/GRC | 75.33 | CH/GRC | 23047 | 87 | 3.77 |
| | | DRH/ADRA | 31.86 | SDRH/TATA | 23565 | 105 | 4.46 |
| | | DRH/KGP | 51.48 | DRH/Adra | 12928 | 373 | 28.85 |
| | | | | DRH/Kharagpur | 39581 | 559 | 14.12 |

| Annexure 1.10A Statement showing the details of Non-enrolment of retiree under CTSE scheme, poor BOR, High rate of LAMA and non-adherence of RB's instruction of Medical Audit. (Reference Paragraph: 1.9.2.1.A) | | | | | | | |
|--|---------------|--|---|--|----------------|-----------------|-----------|
| Name of the Zone in which none of the retiree enrolled under CTSE scheme | Zonal Railway | Name of Hospital in which Bad Occupancy Ratio is far below to IPHS norms (80%) | | Status of LAMA in railway Hospital | | | |
| | | Name of Hospital | BOR (Average of 3 years 2017-18 to 2019-20) | Name of Hospital | Total IPD case | Total LAMA case | LAMA Rate |
| 1 | 2 | 3 | 4 | 5 | 6 | 7 | 8 |
| | SR | Divisional Hospital/Palakkad | 31.33 | Divisional Hospital/Palakkad | 10859 | 17 | 1.57 |
| | | Divisional Hospital/Ponmalai | 55.45 | Divisional Hospital/Ponmalai | 28111 | 170 | 6.05 |
| | | Railway Hospital/Perambur | 74.33 | Railway Hospital/Perambur | 79181 | 352 | 4.45 |
| | | Sub-Divisional Hospital/Shoranur | 15.00 | Sub-Divisional Hospital/Villupuram | 1878 | 103 | 54.85 |
| | | Sub-Divisional Hospital/Villupuram | 10.50 | Railway Hospital/Integral Coach Factory/Perambur | 20941 | 290 | 13.85 |
| | | Railway Hospital/Integral Coach Factory/Perambur | 71.64 | | | | |
| | SWR | CH/UBL | 46.33 | CH/UBL | 26950 | 277 | 10.28 |
| | | RH/MYS | 55.24 | RH/MYS | 13192 | 82 | 6.22 |
| | | RH/RWF/YNK | 33.33 | | | | |
| | WCR | Central Hospital | 73.60 | Central Hospital/JBP | 33812 | 12 | 0.35 |
| | | SDRH BINA | 31.55 | DRH BPL | 19297 | 111 | 5.75 |
| | | SDRH ITARSI | 24.65 | SDRH BINA | 4104 | 185 | 45.08 |
| | | | | SDRH ITARSI | 2828 | 208 | 73.55 |

| Annexure 1.10A Statement showing the details of Non-enrolment of retiree under CTSE scheme, poor BOR, High rate of LAMA and non-adherence of RB's instruction of Medical Audit. (Reference Paragraph: 1.9.2.1.A) | | | | | | | |
|--|---------------|--|---|------------------------------------|----------------|-----------------|-----------|
| Name of the Zone in which none of the retiree enrolled under CTSE scheme | Zonal Railway | Name of Hospital in which Bad Occupancy Ratio is far below to IPHS norms (80%) | | Status of LAMA in railway Hospital | | | |
| | | Name of Hospital | BOR (Average of 3 years 2017-18 to 2019-20) | Name of Hospital | Total IPD case | Total LAMA case | LAMA Rate |
| 1 | 2 | 3 | 4 | 5 | 6 | 7 | 8 |
| | WR | DRH/Ratlam | 79.79 | DAHOD WORKSHOP | 12385 | 29 | 2.34 |
| | | Workshop/Dahod | 31.24 | DRH/RTM | 32221 | 293 | 9.09 |
| | | | | DRH/PRATAPNAGAR | 22939 | 54 | 2.35 |
| | | | | Sub-Divisional Hospital, Valsad | 7506 | 84 | 11.19 |
| | RPU | Central Hospital, BLW | 61.05 | Central Hospital | 20008 | 57 | 2.85 |
| | | KG Hospital, CLW | 26.70 | KG Hospital, CLW | 34104 | 29 | 0.85 |
| | | TSMH | 52.24 | TSMH | 3559 | 1476 | 414.72 |

| Annexure 1.10B | | | |
|---|-----------------------|-----------------------------|--|
| Statement showing low Bed Occupancy Rate (BOR) in selected hospitals | | | |
| (Reference Paragraph: 1.9.2.1.A) | | | |
| Sr. No. | Zonal Railways | Name of the hospital | Average of Bed Occupancy Rate (BOR) |
| 1 | CR | SDRH/IGP | 2 |
| 2 | ECR | SDRH GAYA | 26 |
| | | DRH/ DANAPUR | 48 |
| | | DRH/ SONEPUR | 49 |
| 3 | ER | WRH KPA | 39 |
| | | SDRH Andal | 40 |
| 4 | NER | DRH/Izzatnagar | 42 |
| | | SDRH Gonda | 34 |
| | | LNMRH GKP | 46 |
| 5 | NFR | SDRH/BPB | 3 |
| | | DRH/KIR | 40 |
| | | SDRH/NJP | 45 |
| | | DRH/LMG | 46 |
| 6 | NR | SDH/SRE | 5 |
| | | NRDH/UMB | 21 |
| 7 | NWR | SDRH/ABR | 39 |
| 8 | RPU | RCF/HSQ | 18 |
| | | KG Hospital, CLW | 27 |
| 9 | SCR | DRH/GNT | 4 |
| | | DRH/BZA | 9 |
| | | SDH/RYPS | 10 |
| 10 | SECR | SDRH/BMY | 9 |
| | | CH BSP | 12 |
| | | DRH/R | 38 |

| Annexure 1.10B | | | |
|---|-----------------------|-----------------------------|--|
| Statement showing low Bed Occupancy Rate (BOR) in selected hospitals | | | |
| (Reference Paragraph: 1.9.2.1.A) | | | |
| Sr. No. | Zonal Railways | Name of the hospital | Average of Bed Occupancy Rate (BOR) |
| 11 | SER | DRH/ADRA | 32 |
| 12 | SR | SDRH/Villupuram | 11 |
| | | SDRH/Shoranur | 15 |
| | | DRH/Palakkad | 31 |
| 13 | SWR | RH/RWF/YNK | 33 |
| | | CH/UBL | 46 |
| 14 | WCR | SDRH ITARSI | 25 |
| | | SDRH BINA | 32 |
| 15 | WR | DRH/DAHOD | 31 |

| Annexure – 1.11 Statement showing the details of the Testing of Water and Food items from the Hospital Kitchen and food stall (Reference Paragraph: 1.9.2.2.A) | | | | | | | | | | | | | | | | | | | | |
|--|---------|---|------|-------------------|---|-----------|---|------|--|--|-----------|--|------|--|---|---|------|--|--|---|
| Sl No | Railway | Food Sample under Quality Check and FSSAI Act were not collected and tested from Hospital Kitchen in CH/DRH/SDRH/WH | Zone | Name of Hospitals | No. of samples tested Residual chlorine | Shortfall | Nos. of samples due for testing Residual chlorine | Zone | Name of Hospital | Nos. of samples tested Biological analysis | Shortfall | No. of samples due for testing Biological analysis | Zone | Name of Hospital | No. of samples tested Residual chlorine | No. of samples found not satisfactory Residual chlorine | Zone | Name of Hospital | Nos. of samples tested Biological analysis | No. of samples found not satisfactory Biological analysis |
| 1 | 2 | 3 | 4 | 5 | 6 | 7 | 8 | 9 | 10 | 11 | 12 | 13 | 14 | 15 | 16 | 17 | 18 | 19 | 20 | 21 |
| 1 | CR | SDRH /Igatpuri | ECR | CSSH/PN BE | 4 | 1821 | 1825 | ECoR | Divisional Railway Hospital, Visakhapatnam | 177 | 63 | 240 | CR | Divisional Hospital Pune | 432 | 40 | CR | Central Hospital Byculla | 995 | 8 |
| | | | | DRH/ DANAPUR | 3326 | 324 | 3650 | | Dolphin Nose rail colony (Jail Area) | 60 | 42 | 102 | | Sub-Divisional Hospital Manmad | 5710 | 429 | | Divisional Hospital Kalyan | 1551 | 350 |
| | | | | DRH/ SONEPUR | 1815 | 1835 | 3650 | ECR | CSSH/PNBE | 4 | 116 | 120 | | Sub-Divisional Hospital/IGP | 3257 | 39 | | Sub-Divisional Hospital Manmad | 422 | 74 |
| | | | | SDRH GAYA | 7905 | 490 | 8395 | ER | Divisional Railway Hospital-HWH | 58 | 182 | 240 | ECoR | Divisional Railway Hospital, Visakhapatnam | 3200 | 24 | | Sub-Divisional Hospital/IGP | 379 | 56 |
| | | | | WH HARNAUT | 1102 | 723 | 1825 | NFR | CH/MLG | 1045 | 1175 | 2220 | | Dolphin nose rail colony (Jail Area) | 3077 | 29 | ECoR | Central Hospital, Mancheswar | 483 | 6 |
| | | | ER | SDRH-Andal | 7169 | 131 | 7300 | | DRH/KIR | 596 | 64 | 660 | ECR | CSSH/PNBE | 4 | 4 | | Divisional Railway Hospital, Visakhapatnam | 177 | 3 |

| Annexure – 1.11 Statement showing the details of the Testing of Water and Food items from the Hospital Kitchen and food stall (Reference Paragraph: 1.9.2.2.A) | | | | | | | | | | | | | | | | | | | | |
|--|---------|---|------|-------------------|---|-----------|---|------|------------------|--|-----------|--|------|---|---|---|------|---|--|---|
| No | Railway | Food Sample under Quality Check and FSSAI Act were not collected and tested from Hospital Kitchen in CH/DRH/SDRH/WH | Zone | Name of Hospitals | No. of samples tested Residual chlorine | Shortfall | Nos. of samples due for testing Residual chlorine | Zone | Name of Hospital | Nos. of samples tested Biological analysis | Shortfall | No. of samples due for testing Biological analysis | Zone | Name of Hospital | No. of samples tested Residual chlorine | No. of samples found not satisfactory Residual chlorine | Zone | Name of Hospital | Nos. of samples tested Biological analysis | No. of samples found not satisfactory Biological analysis |
| 1 | 2 | 3 | 4 | 5 | 6 | 7 | 8 | 9 | 10 | 11 | 12 | 13 | 14 | 15 | 16 | 17 | 18 | 19 | 20 | 21 |
| 2 | ECR | CSSH/Patna, | NER | DRH IZN | 12478 | 22 | 12500 | | SDRH/BPB | 307 | 113 | 420 | | DRH/ DANAPUR | 3326 | 308 | ECR | CSSH/PNBE | 4 | 4 |
| | | | NFR | SDRH/BP B | 10308 | 2212 | 12520 | NR | NRDH/LKO | 0 | 60 | 60 | | DRH/ SONEPUR | 1815 | 1815 | | DRH/ DANAPUR | 261 | 1 |
| | | | NR | NRDH/LK O | 0 | 1825 | 1825 | RPU | TSMH | 1778 | 622 | 2400 | | SDRH GAYA | 7905 | 7905 | | DRH/ SONEPUR | 159 | 10 |
| | | | | RDSO/LK O | 888 | 937 | 1825 | SCR | DRH/BZA | 1020 | 96 | 1116 | | WH HARNAUT | 1102 | 1102 | | SDRH GAYA | 568 | 441 |
| | | | RPU | CH BLW | 428 | 1397 | 1825 | | SDH/RYP | 780 | 156 | 936 | ER | Divisional Railway Hospital- HWH | 1031 | 11 | ER | B. R. Singh Hospital- Sealdah Railway Colony Area | 512 | 10 |

| Annexure – 1.11 Statement showing the details of the Testing of Water and Food items from the Hospital Kitchen and food stall (Reference Paragraph: 1.9.2.2.A) | | | | | | | | | | | | | | | | | | | | |
|--|---------|---|------|-------------------|---|-----------|---|------|----------------------------------|--|-----------|--|------|--|---|---|------|--|--|---|
| No | Railway | Food Sample under Quality Check and FSSAI Act were not collected and tested from Hospital Kitchen in CH/DRH/SDRH/WH | Zone | Name of Hospitals | No. of samples tested Residual chlorine | Shortfall | Nos. of samples due for testing Residual chlorine | Zone | Name of Hospital | Nos. of samples tested Biological analysis | Shortfall | No. of samples due for testing Biological analysis | Zone | Name of Hospital | No. of samples tested Residual chlorine | No. of samples found not satisfactory Residual chlorine | Zone | Name of Hospital | Nos. of samples tested Biological analysis | No. of samples found not satisfactory Biological analysis |
| 1 | 2 | 3 | 4 | 5 | 6 | 7 | 8 | 9 | 10 | 11 | 12 | 13 | 14 | 15 | 16 | 17 | 18 | 19 | 20 | 21 |
| 3 | ER | B. R. Singh Hospital- Sealdah Railway Colony Area during the year 2017-18 to 2019-20 and 2021-22. | | TSMH | 1035 | 71965 | 73000 | | CH/BSP | 137 | 1688 | 1825 | | Sub-divisional Railway Hospital- Andal | 7169 | 88 | | Divisional Railway Hospital- HWH | 58 | 18 |
| | | Workshop Railway Hospital- KPA | SCR | CH/LGD | 1 | 5089 | 5090 | | DRH/ADRA | 3784 | 116 | 3900 | | Workshop Railway Hospital- KPA | 31328 | 17 | | Sub-divisional Railway Hospital- Andal | 383 | 16 |
| | | | | DRH/BZA | 0 | 28953 | 28953 | SECR | DRH/KGP | 3882 | 798 | 4680 | NCR | DRH, Agra | 5355 | 609 | | Workshop Railway Hospital- KPA | 1037 | 7 |
| | | | | DRH/GNT | 2 | 4786 | 4788 | SER | SDRH/TATA | 40 | 10 | 50 | | SDH, Kanpur | 1742 | 149 | NCR | CH, Prayagraj | 264 | 7 |
| | | | | SDH/RYP S | 1999 | 5656 | 7655 | | Divisional Hospital/Ponmalai | 39 | 21 | 60 | NER | DRH IZN | 12478 | 531 | | DRH, Agra | 673 | 64 |
| | | | SECR | CH/BSP | 1256 | 569 | 1825 | | Sub-Divisional Hospital/Shoranur | 14 | 46 | 60 | | LNMRH Gorakhpur | 9900 | 66 | | SDH, Kanpur | 70 | 2 |
| | | | SER | SDRH/TATA | 783 | 117 | 900 | SR | DRH BHOPAL | 603 | 117 | 720 | | SDRH Gonda | 13972 | 3250 | NFR | CH/MLG | 1045 | 342 |

Annexure – 1.11
Statement showing the details of the Testing of Water and Food items from the Hospital Kitchen and food stall
(Reference Paragraph: 1.9.2.2.A)

| No | Zone | Food Sample under Quality Check and FSSAI Act were not collected and tested from Hospital Kitchen in CH/DRH/SDRH/WH | Zone | Name of Hospitals | No. of samples tested Residual chlorine | Shortfall | Nos. of samples due for testing Residual chlorine | Zone | Name of Hospital | Nos. of samples tested Biological analysis | Shortfall | No. of samples due for testing Biological analysis | Zone | Name of Hospital | No. of samples tested Residual chlorine | No. of samples found not satisfactory Residual chlorine | Zone | Name of Hospital | Nos. of samples tested Biological analysis | No. of samples found not satisfactory Biological analysis |
|----|------|---|------|-------------------|---|-----------|---|------|------------------|--|-----------|--|------|------------------|---|---|------|------------------|--|---|
| 1 | 2 | 3 | 4 | 5 | 6 | 7 | 8 | 9 | 10 | 11 | 12 | 13 | 14 | 15 | 16 | 17 | 18 | 19 | 20 | 21 |
| 4 | NER | CH/NNMRH/Gorakhpur (during 2019-20 to 2021-22) | SR | DH Ponmalai | 1725 | 100 | 1825 | | SDRH BINA | 426 | 174 | 600 | NFR | CH/MLG | 77079 | 14478 | | DRH/KIR | 596 | 6 |
| | | | | SDRH Shoranur | 212 | 1613 | 1825 | WCR | SDRH ET | 431 | 49 | 480 | | DRH/KIR | 38794 | 193 | | SDRH/BPB | 307 | 16 |
| | | | WCR | DRH BHOPAL | 15720 | 3000 | 18720 | | | | | | | DRH/LMG | 57608 | 176 | NR | NRCH | 447 | 25 |
| 5 | NFR | CH/MLG | | SDRH BINA | 5020 | 1220 | 6240 | | | | | | | SDRH/BPB | 10308 | 410 | | NRDH/DLI | 11344 | 595 |
| | | DRH/KIR | | | | | | | | | | | | SDRH/NJP | 17812 | 8467 | | NRDH/UMB | 1129 | 18 |
| | | SDRH/NJP | | | | | | | | | | | NR | NRCH | 5478 | 179 | | RCF/HSQ | 1435 | 60 |
| | | DRH/LMG | | | | | | | | | | | | NRDH/DLI | 131883 | 18154 | | RDSO/LKO | 113 | 3 |
| | | SDRH/BPB | | | | | | | | | | | | NRDH/UMB | 5144 | 30 | | SDH/SRE | 576 | 8 |

| Annexure – 1.11 Statement showing the details of the Testing of Water and Food items from the Hospital Kitchen and food stall (Reference Paragraph: 1.9.2.2.A) | | | | | | | | | | | | | | | | | | | | |
|--|---------|---|------|-------------------|---|-----------|---|------|------------------|--|-----------|--|------|--------------------------------------|---|---|------|---|--|---|
| No | Railway | Food Sample under Quality Check and FSSAI Act were not collected and tested from Hospital Kitchen in CH/DRH/SDRH/WH | Zone | Name of Hospitals | No. of samples tested Residual chlorine | Shortfall | Nos. of samples due for testing Residual chlorine | Zone | Name of Hospital | Nos. of samples tested Biological analysis | Shortfall | No. of samples due for testing Biological analysis | Zone | Name of Hospital | No. of samples tested Residual chlorine | No. of samples found not satisfactory Residual chlorine | Zone | Name of Hospital | Nos. of samples tested Biological analysis | No. of samples found not satisfactory Biological analysis |
| 1 | 2 | 3 | 4 | 5 | 6 | 7 | 8 | 9 | 10 | 11 | 12 | 13 | 14 | 15 | 16 | 17 | 18 | 19 | 20 | 21 |
| 6 | NR | NRDH/DLI | | | | | | | | | | | | RCF/HSQ | 8913 | 118 | NWR | Central Hospital, Jaipur | 120 | 1 |
| | | NRCH | | | | | | | | | | | | RDSO/LKO | 888 | 99 | | Sub -Divisional Hospital Abu Road (SDRH/ ABR) | 20 | 1 |
| | | NRDH/LKO | | | | | | | | | | | | SDH/SRE | 5369 | 6 | RPU | CENTRAL HOSPITAL BLW | 428 | 28 |
| | | NRDH/UMB | | | | | | | | | | | NWR | Central Hospital, Jaipur | 4692 | 166 | | KG Hospital , CLW, CRJ | 472 | 77 |
| | | RDSO/LKO | | | | | | | | | | | | DRH/ Ajmer | 1825 | 31 | | TSMH | 1778 | 293 |
| | | | | | | | | | | | | | RPU | CENTRAL HOSPITAL BLW | 428 | 154 | SECR | CH/BSP | 137 | 135 |
| | | | | | | | | | | | | | | TSMH | 1035 | 86 | | DRH/R | 1945 | 16 |
| 7 | NWR | DRH/ Ajmer | | | | | | | | | | | SECR | CH/BSP | 1256 | 1256 | | Sub-Divisional Railway Hospital/BMY | 311 | 1 |
| | | Central Hospital, Jaipur | | | | | | | | | | | | DRH/R | 32561 | 243 | SER | CH/GRC | 1571 | 59 |
| | | | | | | | | | | | | | | Sub-Divisional Railway Hospital/ BMY | 3170 | 22 | | DRH/ADRA | 3784 | 715 |
| | | | | | | | | | | | | | SER | DRH/ADRA | 45979 | 11873 | | DRH/KGP | 3882 | 762 |

| Annexure – 1.11 Statement showing the details of the Testing of Water and Food items from the Hospital Kitchen and food stall (Reference Paragraph: 1.9.2.2.A) | | | | | | | | | | | | | | | | | | | | |
|--|---------|---|------|-------------------|---|-----------|---|------|------------------|--|-----------|--|------|--|---|---|------|--|--|---|
| No | Railway | Food Sample under Quality Check and FSSAI Act were not collected and tested from Hospital Kitchen in CH/DRH/SDRH/WH | Zone | Name of Hospitals | No. of samples tested Residual chlorine | Shortfall | Nos. of samples due for testing Residual chlorine | Zone | Name of Hospital | Nos. of samples tested Biological analysis | Shortfall | No. of samples due for testing Biological analysis | Zone | Name of Hospital | No. of samples tested Residual chlorine | No. of samples found not satisfactory Residual chlorine | Zone | Name of Hospital | Nos. of samples tested Biological analysis | No. of samples found not satisfactory Biological analysis |
| 1 | 2 | 3 | 4 | 5 | 6 | 7 | 8 | 9 | 10 | 11 | 12 | 13 | 14 | 15 | 16 | 17 | 18 | 19 | 20 | 21 |
| 8 | SCR | DRH/BZA | | | | | | | | | | | | DRH/KGP | 47555 | 24855 | | SDRH/TATA | 40 | 9 |
| | | SDH/RYP | | | | | | | | | | | | SDRH/TATA | 783 | 402 | SR | Divisional Hospital/Palakad | 506 | 152 |
| | | DRH/GNT | | | | | | | | | | | SR | Divisional Hospital/Palakkad | 3072 | 1706 | | Divisional Hospital/Ponmalai | 39 | 5 |
| | | | | | | | | | | | | | | Divisional Hospital/Ponmalai | 1725 | 27 | | Railway Hospital/Integral Coach Factory/Perambur | 430 | 103 |
| 9 | SECR | DRH/Raipur | | | | | | | | | | | | Railway Hospital/Integral Coach Factory/Perambur | 2237 | 6 | | Railway Hospital/Perambur | 160 | 41 |
| | | SDRH/BMY | | | | | | | | | | | | Railway Hospital/Perambur | 3079 | 150 | SWR | CH/UBL | 129 | 36 |
| | | | | | | | | | | | | | | Sub-Divisional Hospital/Shoranur | 212 | 38 | | RH/MYS | 886 | 202 |

| Annexure – 1.11 Statement showing the details of the Testing of Water and Food items from the Hospital Kitchen and food stall (Reference Paragraph: 1.9.2.2.A) | | | | | | | | | | | | | | | | | | | | |
|--|---------|---|------|-------------------|---|-----------|---|------|------------------|--|-----------|--|------|------------------------------------|---|---|------|---------------------------------|--|---|
| No | Railway | Food Sample under Quality Check and FSSAI Act were not collected and tested from Hospital Kitchen in CH/DRH/SDRH/WH | Zone | Name of Hospitals | No. of samples tested Residual chlorine | Shortfall | Nos. of samples due for testing Residual chlorine | Zone | Name of Hospital | Nos. of samples tested Biological analysis | Shortfall | No. of samples due for testing Biological analysis | Zone | Name of Hospital | No. of samples tested Residual chlorine | No. of samples found not satisfactory Residual chlorine | Zone | Name of Hospital | Nos. of samples tested Biological analysis | No. of samples found not satisfactory Biological analysis |
| 1 | 2 | 3 | 4 | 5 | 6 | 7 | 8 | 9 | 10 | 11 | 12 | 13 | 14 | 15 | 16 | 17 | 18 | 19 | 20 | 21 |
| 10 | SER | DRH/ADRA | | | | | | | | | | | | Sub-Divisional Hospital/Villupuram | 4052 | 268 | WCR | CH JABALPUR | 8488 | 155 |
| | | CH/GRC | | | | | | | | | | | SWR | CH/UBL | 129 | 36 | | DRH BHOPAL | 603 | 9 |
| | | DRH/KGP | | | | | | | | | | | | RH/MYS | 19214 | 6105 | | SDRH BINA | 426 | 2 |
| | | | | | | | | | | | | | WCR | CH JABALPUR | 132430 | 2709 | WR | Jagjivan ram hospital | 703 | 5 |
| 11 | SR | Railway Hospital/Perambur | | | | | | | | | | | | DRH BHOPAL | 15720 | 24 | | Sub-Divisional Hospital, Valsad | 1770 | 63 |
| | | Divisional Hospital/Palakkad | | | | | | | | | | | WR | Jagjivan ram hospital | 5913 | 4 | | | | |
| | | SDRH/Shoranur | | | | | | | | | | | | Sub-Divisional Hospital, Valsad | 7446 | 137 | | | | |
| | | DH /Ponmalai | | | | | | | | | | | | | | | | | | |
| | | SDRH/Villupuram | | | | | | | | | | | | | | | | | | |

| Annexure – 1.11 Statement showing the details of the Testing of Water and Food items from the Hospital Kitchen and food stall (Reference Paragraph: 1.9.2.2.A) | | | | | | | | | | | | | | | | | | | | |
|--|---------------|---|------|-------------------|---|-----------|---|------|------------------|--|-----------|--|------|------------------|---|---|------|------------------|--|---|
| No | Railway | Food Sample under Quality Check and FSSAI Act were not collected and tested from Hospital Kitchen in CH/DRH/SDRH/WH | Zone | Name of Hospitals | No. of samples tested Residual chlorine | Shortfall | Nos. of samples due for testing Residual chlorine | Zone | Name of Hospital | Nos. of samples tested Biological analysis | Shortfall | No. of samples due for testing Biological analysis | Zone | Name of Hospital | No. of samples tested Residual chlorine | No. of samples found not satisfactory Residual chlorine | Zone | Name of Hospital | Nos. of samples tested Biological analysis | No. of samples found not satisfactory Biological analysis |
| 1 | 2 | 3 | 4 | 5 | 6 | 7 | 8 | 9 | 10 | 11 | 12 | 13 | 14 | 15 | 16 | 17 | 18 | 19 | 20 | 21 |
| 12 | SWR | RWF/Yelhanka | | | | | | | | | | | | | | | | | | |
| 13 | WCR | DRH BHOPAL | | | | | | | | | | | | | | | | | | |
| | | SDRH BINA | | | | | | | | | | | | | | | | | | |
| | | SDRH/Itarsi | | | | | | | | | | | | | | | | | | |
| 14 | RPU/ Metro | CLW/ Chitranjan | | | | | | | | | | | | | | | | | | |

| Annexure – 1.12 | | | | |
|---|----------------------|---|------------------------------|-----------------------------------|
| Statement showing the Annual wellness check up in IR | | | | |
| (Reference Paragraph: 1.9.2.2 B) | | | | |
| Sl. No. | Zonal Railway | Shortfall in Annual Wellness check-up during the period 2017-18 to 2021-22 | | |
| | | Total no. of serving employee | Shortfall in check up | %age shortfall in check up |
| 1 | 2 | 3 | 4 | 5 |
| 1 | CR | 643505 | 490157 | 76.17 |
| 2 | ECoR | 125744 | 71393 | 56.78 |
| 3 | ECR | 213335 | 122230 | 57.29 |
| 4 | ER | 341684 | 142570 | 41.73 |
| 5 | NCR | 255567 | 230222 | 90.08 |
| 6 | NER | 164802 | 128190 | 77.78 |
| 7 | NFR | 224293 | 114220 | 50.92 |
| 8 | NR | 609371 | 499398 | 81.95 |
| 9 | NWR | 89768 | 39126 | 43.59 |
| 10 | SCR | 226055 | 107474 | 47.54 |
| 11 | SECR | 190341 | 168928 | 88.75 |
| 12 | SER | 373095 | 248426 | 66.59 |
| 13 | SR | 263347 | 105061 | 39.89 |
| 14 | SWR | 65822 | 21158 | 32.14 |
| 15 | WCR | 179525 | 98635 | 54.94 |
| 16 | WR | 280834 | 50627 | 18.03 |
| 17 | RPU | 103953 | 33201 | 31.94 |

| Annexure – 1.13A | | | | | | | |
|---|---------|---------------|---------------------------------------|---------------------|--|---|-----------------------------|
| Statement showing the average disposal time for providing medical aid to the passengers falling sick during the journey (Reference Paragraph: 1.9.2.3) | | | | | | | |
| Sl No | Railway | Selected divn | Benchmark not fixed for disposal time | Total case received | Total unsatisfactory feedback of patient | Average disposal time more than 2 hours | |
| | | | | | | Name of Division | Avg. disposal time |
| 1 | 2 | 3 | 4 | 5 | 6 | 7 | 8 |
| 1 | CR | Bhusawal | Bhusawal | 1640 | 48 | Bhusawal (during 2019-20) | 2 hr 19 mts |
| | | Mumbai | Mumbai | 414 | 13 | Pune (during 2019-20) | 2 hr 19 mts |
| | | Pune | Pune | 188 | 7 | Mumbai (during 2020-21) | 2 hr 31 mts |
| 2 | ECoR | Waltair, | Waltair, | 530 | NIL | Waltair(during 2019-20) | 3 hr 21 mts |
| 3 | ECR | Danapur | Danapur | 806 | 76 | Danapur during 2019-20 | 3 hr 05 mts |
| | | Sonpur | Sonpur | 507 | 8 | | |
| 4 | ER | HWH | HWH | 165 | NIL | | |
| | | SDAH | SDAH | 136 | NIL | | |
| 5 | NCR | Agra Cantt | AGC | 499 | 11 | | |
| 6 | NER | Izzatnagar | Izzatnagar | NIL | NIL | | |
| 7 | NFR | Katihar (KIR) | Katihar (KIR) | 532 | NIL | Katihar during 2020-21 & 2021-22 | 2 hr 45 mts & 2 hr 30 mts |
| | | Lumding (LMG) | Lumding (LMG) | 194 | NIL | Lumding (during 2019-20 & 2021-22) | 4 hr 9 mts and 2 hr 18 mts) |
| | | DLI DN | DLI DN | 1531 | 16 | DLI (during 2019-20) | 6 hrs 42 mts |
| 8 | NR | LKO DN | LKO DN | 2431 | 2 | Lucknow during 2019-20 | 2 hrs 35 mts |
| | | UMB DN | UMB DN | 297 | NIL | | |
| 9 | NWR | Ajmer | Ajmer | 298 | 7 | | |
| 10 | SCR | BZA | BZA | 1017 | 25 | | |
| | | GNT | GNT | 102 | 3 | | |
| 11 | SECR | Raipur | DRH/Raipur | 238 | 1 | | |

| Annexure – 1.13A Statement showing the average disposal time for providing medical aid to the passengers falling sick during the journey (Reference Paragraph: 1.9.2.3) | | | | | | | |
|---|------------|---------------|---------------------------------------|---------------------|--|---|--------------------|
| Sl No | Railway | Selected divn | Benchmark not fixed for disposal time | Total case received | Total unsatisfactory feedback of patient | Average disposal time more than 2 hours | |
| | | | | | | Name of Division | Avg. disposal time |
| 1 | 2 | 3 | 4 | 5 | 6 | 7 | 8 |
| 12 | SER | Adra | Adra | 121 | 4 | Adra (during 2019-20) | 5 hrs 12 mts |
| | | KGP | KGP | 248 | 5 | | |
| 13 | SR | MAS | MAS | 447 | 5 | Palakkad Jn (during 2019-20) | 2 hrs 05 mts |
| | | PGT | PGT | 95 | NIL | | |
| 14 | SWR | Mysore | MYS | 372 | 11 | | |
| 15 | WCR | Bhopal | Bhopal | 1907 | 38 | Bhopal (during 2019-20) | 2 hrs 2 mts |
| 16 | WR | BRC | BRC | 335 | 1 | | |

| Annexure- 1.13B Feedback received from the passenger at Station (Reference Paragraph: 1.9.2.3) | | | | | |
|--|----------------------|---------------------|--------------------------------------|--|---|
| Zone | Name of the Division | Name of the station | Wide publicity not seen by passenger | Regular inspection of first aid boxes not done | List of Contact no. of neighbourhood doctor of Pvt. /Govt. hospital |
| 1 | 2 | 3 | 4 | 5 | 6 |
| CR | Mumbai | Kalyan | NA | Not Applicable (NA) | NA |
| | Mumbai | CSMT | | NA | NA |
| | Bhusawal | Manmad | Manmad | NA | NA |
| | Mumbai | Igatpuri | Igatpuri | NA | NA |
| | Pune | Pune | NA | NA | NA |
| ECoR | VSKP | VSKP | NA | NA | NA |
| ECR | DNR | BKP | BKP | NA | NA |
| | DDU | GAYA | NA | NA | NA |
| | DNR | BXR | NA | NA | NA |
| | DNR | MKA | MKA | NA | NA |
| ER | Howrah | Howrah | NA | | NA |
| | Sealdah | Sealdah | NA | Sealdah | NA |
| | Sealdah | Kanchrapara | NA | NA | NA |
| | Asansol | Andal | NA | NA | NA |
| NR | AMBALA | AMBALA CANTT | NA | NA | NA |
| | DELHI | SHAKURBASTI | NA | NA | NA |
| | LUCKNOW | LUCKNOW | NA | NA | NA |
| NCR | Prayagraj | Prayagraj Junction | NA | Prayagraj Junction | NA |
| | Agra Division | Agra Cantt | NA | NA | NA |
| | Prayagraj | Kanpur Central | NA | NA | NA |

| Annexure- 1.13B Feedback received from the passenger at Station (Reference Paragraph: 1.9.2.3) | | | | | |
|--|----------------------|---------------------|--------------------------------------|--|--|
| Zone | Name of the Division | Name of the station | Wide publicity not seen by passenger | Regular inspection of first aid boxes not done | List of Contact no. of neighbourhood doctor of Pvt./Govt. hospital |
| 1 | 2 | 3 | 4 | 5 | 6 |
| NER | Lucknow Division | Gonda | NA | NA | NA |
| | Izatnagar | Izatnagar | NA | NA | NA |
| | LJN | GORAKHPUR | NA | NA | NA |
| NFR | KATIHAR | KATIHAR | NA | NA | NA |
| | KATIHAR | NEW JALPAIGURI | NA | NA | NA |
| | LUMDING | KAMAKHYA | NA | NA | NA |
| | LUMDING | LUMDING | NA | NA | NA |
| | LUMDING | BADARPUR | NA | NA | NA |
| SCR | VIJAYAWADA | Rajahmundry | Rajahmundry | NA | NA |
| | VIJAYAWADA | Eluru | Eluru | NA | NA |
| | GUNTUR | NANDYAL | NANDYAL | NA | NA |
| | Guntur | Nandyal | NA | NA | NA |
| | Guntur | Nadikudi | NA | NA | NA |
| | BZA | BZA/Branch | BZA/Branch | NA | NA |
| | SC | Kazipet(KZJ) | NA | NA | NA |
| | GNT | Guntur | NA | NA | NA |
| SECR | Secunderabad | Secunderabad | NA | NA | NA |
| | BILASPUR | BILASPUR | NA | BILASPUR | NA |
| SER | Raipur Division | Raipur | NA | | NA |
| | ADRA | ADRA | ADRA | ADRA | NA |
| | KGP | Kharagpur | Kharagpur | Kharagpur | Kharagpur |

| Annexure- 1.13B | | | | | |
|--|-----------------------------|----------------------------|---|---|---|
| Feedback received from the passenger at Station | | | | | |
| (Reference Paragraph: 1.9.2.3) | | | | | |
| Zone | Name of the Division | Name of the station | Wide publicity not seen by passenger | Regular inspection of first aid boxes not done | List of Contact no. of neighbourhood doctor of Pvt./Govt. hospital |
| 1 | 2 | 3 | 4 | 5 | 6 |
| SR | TPJ | Tiruchchirappalli | | NA | NA |
| | MAS | Chennai Central | Chennai Central | NA | NA |
| | PGT | PGT | PGT | PGT | |
| | PGT | Shoranur | Shoranur | NA | NA |
| SWR | HUBLI | HUBLI | HUBLI | NA | NA |
| | MYSURU | MYSORE | | NA | NA |
| WCR | BHOPAL | BHOPAL | BHOPAL | NA | NA |
| | BHOPAL | ITARSI | ITARSI | NA | NA |
| | BHOPAL | BINA | BINA | NA | NA |
| | JABALPUR | JABALPUR | | NA | NA |
| WR | Ratlam | DRH/RTM | | NA | NA |
| | Ratlam | Ratlam | Ratlam | NA | NA |

| Annexure – 1.14 Details of non-implementation of Ayushman Bharat Yojna in Railway Hospital (Reference Paragraph: 1.9.2.4) | | | | | | |
|---|---------|--|--|--|--|---|
| SI No | Railway | Hospital nominated for Ayushman Yojna | Name of nominated hospital in which Ayushman Yojna not implemented even after nomination by RB | Name of the nominated hospital in which no patient treated even after the implementation of Ayushman Yojna | Name of the hospital in which doctors and staff were not nominated/training provided | Name of the hospital in which Ayushman Yojna implemented but requisite hardware and internet services not available |
| 1 | 2 | 3 | 4 | 5 | 6 | 7 |
| 1 | CR | (03) CH/Byculla, DRH/Kalyan, DRH/Pune, | NA | (03) CH/Byculla, DRH/Kalyan, DRH/Pune, | NA | |
| 2 | ECoR | (02) CH/Mancheswar, DHR/Waltair | NA | (02) CH/Mancheswar, DHR/Waltair | NA | (02) CH/Mancheswar, DHR/Waltair |
| 3 | ECR | (04) CSSH/Patna, DRH/Danapur, DRH/Sonepur, SDRH/Gaya | NA | (04) CSSH/Patna, DRH/Danapur, DRH/Sonepur, SDRH/Gaya | NA | NA |
| 4 | ER | (04) B.R.Singh Hospital/Kolkata, DRH/Howrah, SDRH/Andal & WH/Kachrapara | (02) SDRH/Andal & WH/Kachrapara | (02) B.R.Singh Hospital/Kolkata, DRH/Howrah, | (02) SDRH/Andal & WH/Kachrapara | (01) DRH/Howrah, |
| 5 | NCR | (03) CH/Prayagraj, DRH/Agra & SDRH/Kanpur | (02) DRH/Agra & SDRH/Kanpur | (01) CH/Prayagraj, | (02) DRH/Agra & SDRH/Kanpur | NA |
| 6 | NER | (03) CH/LNMRH/Gorakhpur, DRH/Izzatnagar, SDRH/Gonda, | NA | (03) CH/NMRH/Gorakhpur, DRH/Izzatnagar, SDRH/Gonda, | NA | (03) CH/NMRH/Gorakhpur, DRH/Izzatnagar, SDRH/Gonda, |
| 7 | NFR | (05) CH/Maligaon, DRH/Katihar, DRH/Lumding, SDRH/Newjalpaiguri & SDRH/Badarpur | (02) SDRH/Newjalpaiguri & SDRH/Badarpur | (01) DRH/Katihar, | (02) SDRH/Newjalpaiguri & SDRH/Badarpur | (01) DRH/Katihar, |
| 8 | NR | (05) NRCH/Delhi, NRDH/DLI NRDH/Umbala, NRDH/Lucknow RDSO/Lucknow | (01) NRDH/Umbala, | (04) NRCH/Delhi, NRDH/DLI NRDH/Lucknow RDSO/Lucknow | (01) NRDH/Umbala | (01) RDSO/Lucknow |

| Annexure – 1.14 Details of non-implementation of Ayushman Bharat Yojna in Railway Hospital (Reference Paragraph: 1.9.2.4) | | | | | | |
|---|---------------------------|--|--|--|--|---|
| SI No | Railway | Hospital nominated for Ayushman Yojna | Name of nominated hospital in which Ayushman Yojna not implemented even after nomination by RB | Name of the nominated hospital in which no patient treated even after the implementation of Ayushman Yojna | Name of the hospital in which doctors and staff were not nominated/training provided | Name of the hospital in which Ayushman Yojna implemented but requisite hardware and internet services not available |
| 1 | 2 | 3 | 4 | 5 | 6 | 7 |
| 9 | NWR | (02) CH/Jaipur, DRH/Ajmer, | NA | NA | NA | NA |
| 10 | SCR | (03) CH/Lalguda, DRH/Vijayawada, DRH/Guntakal | NA | (02) CH/Lalguda, DRH/Vijayawada, | NA | NA |
| 11 | SECR | (02) CH/Bilaspur, DRH/Raipur | (02) CH/Bilaspur, DRH/Raipur | NA | (02) CH/Bilaspur, DRH/Raipur | NA |
| 12 | SER | (04) CH/Garden Reach, DRH/Adra, DRH/Kharagpur SDRH/Tata | (02) DRH/Adra, SDRH/Tata | (02) CH/Garden Reach, DRH/Kharagpur | (01) DRH/Adra, | (04) CH/Garden Reach, DRH/Kharagpur, DRH/Adra, SDRH/TATA |
| 13 | SR | (02) CH/Perambur, DRH/Palakkald | (01) DRH/Palakkald | NA | (01) DRH/Palakkald | NA |
| 14 | SWR | (02) CH/Hubbali, DRH/Mysore | NA | (02) CH/Hubbali, DRH/Mysore | NA | NA |
| 15 | WCR | (04) CH/Jabalpur, DRH/Bhopal, SDRH/Bina, SDRH/Itarsi | NA | (04) CH/Jabalpur, DRH/Bhopal, SDRH/Bina, SDRH/Itarsi | NA | (01) CH/Jabalpur, |
| 16 | WR | (04) CH/JRH/Mumbai Central, DRH/Pratapnagar/Vadodara, DRH/Ratlam, WH/Dahod | (01) WH/Dahod | (02), DRH/Pratapnagar/Vadodara, WH/Dahod | (01) WH/Dahod | NA |
| 17 | RPU/ Metro/ Kolkata | NA | NA | NA | NA | NA |

Annexure – 1.15

Statement showing non-adherence of RB's instruction in r/o Medical Audit
(Reference Paragraph: 1.9.3.1)

| Sl No | Railway | Non adherence of RB's instruction of Medical Audit of Referral cases during 2019-20 to 2021-22) | Inter zonal Audit Medical Audit not conducted | Non submission of monthly return of Medical Audit of referral cases | Patient was referred for which specialist/services was available | | |
|-------|---------|---|---|---|--|-------------------------|---|
| | | | | | Name of the hospital by which referral made | No. of patient referred | Total Expenditure incurred over such referral cases (₹) |
| 1 | 2 | 3 | 4 | 5 | 6 | 7 | 8 |
| 1 | CR | DRH/Kalyan, DRH/Pune, SDRH/Manmad, SDRH/Igatpuri | DRH/Kalyan, DRH/Pune, SDRH/Manmad, SDRH/Igatpuri | CH/Byculla, DRH/Kalyan, DRH/Pune, SDRH/Manmad, SDRH/Igatpuri | NA | NA | NA |
| 2 | ECoR | DRH/Waltair | CH/MCW/BBS, DRH/Waltair | CH/MCS/BBS, DRH/Waltair | DRH/Vishakha patnam | 106 | 11381408 |
| | | | | | CH/Mancheswar | 63 | 10116449 |
| 3 | ECR | CSSH/Patna, DRH/Danapur, SDRG/Gaya, WH/Harnaut, DRH/Sonepur during 2019-20 & 2020-21 | CSSH/Patna, DRH/Danapur, DRH/Sonepur, WH/Harnaut, SDRH/GAYA | CSSH/Patna, DRH/Danapur, DRH/Sonepur, WH/Harnaut, SDRH/Gaya | DRH/DNR | 47 | 1210190 |
| 4 | ER | DRH/Howrah, BRSingh/Sealdah | DRH/Howrah, BRSingh/Sealdah | DRH/Howrah, BRSingh/Sealdah | NA | NA | NA |
| 5 | NCR | SDRH/Kanpur during 2020-21 & 2021-22. | CH/Prayagraj, DRH/Agra, SDRH/Kanpur | CH/Prayagraj, DRH/Agra, SDRH/Kanpur | NA | NA | NA |

NA: Not Applicable

Annexure – 1.15

Statement showing non-adherence of RB's instruction in r/o Medical Audit
(Reference Paragraph: 1.9.3.1)

| Sl No | Railway | Non adherence of RB's instruction of Medical Audit of Referral cases during 2019-20 to 2021-22) | Inter zonal Audit Medical Audit not conducted | Non submission of monthly return of Medical Audit of referral cases | Patient was referred for which specialist/services was available | | |
|-------|---------|--|--|--|--|-------------------------|---|
| | | | | | Name of the hospital by which referral made | No. of patient referred | Total Expenditure incurred over such referral cases (₹) |
| 1 | 2 | 3 | 4 | 5 | 6 | 7 | 8 |
| 6 | NER | SDRH/GONDA LNMRH/Gorakhpur during 2019-20 & 2020-21, DRH/Izzatnagar (during 2020-21 & 2021-22) | LNMRH/Gorakhpur DRH/Izzatnagar SDRH/Gonda | LNMRH/Gorakhpur , DRH/Izzatnagar SDRH/Gonda | | | |
| 7 | NFR | CH/Maligaon, DRH/Lumding, SDRH/Badarpur, SDRH/Newjalpaiguri | CH/Maligaon, DRH/Lumding, SDRH/Badarpur, SDRH/Newjalpaiguri | CH/Maligaon, DRH/Lumding, SDRH/Badarpur, SDRH/Newjalpaiguri | CH/ Maligaon | 7 | 1742997 |
| 8 | NR | NRDH/Lucknow, NRDH/Umbala, RCF/HSQ during 2021-22 | NRCH/Delhi NRDH/Delhi, NRDH/Lucknow, NRDH/Umbala, RCF/Hussainpur, RDSO/Lucknow | NRCH/Delhi NRDH/Lucknow, NRDH/Umbala, RDSO/Lucknow, RCF/Hussainpur during 2021-22 | NA | NA | NA |
| 9 | NWR | CH/Jaipur during 2020-21, , DRH/Ajmer, SDRH/Aburoad, SDRH/Rewari | CH/Jaipur during 2019-20 & 2020-21, DRH/Ajmer uring 2019-20 & 2020-21 , SDRH/Aburoad, SDRH/Rewari | CH/Jaipur during 2020- 21, DRH/Ajmer SDRH/Aburoad, SDRH/Rewari | NA | NA | NA |

Annexure – 1.15

Statement showing non-adherence of RB's instruction in r/o Medical Audit
(Reference Paragraph: 1.9.3.1)

| Sl No | Railway | Non adherence of RB's instruction of Medical Audit of Referral cases during 2019-20 to 2021-22) | Inter zonal Audit Medical Audit not conducted | Non submission of monthly return of Medical Audit of referral cases | Patient was referred for which specialist/services was available | | |
|-------|---------|---|--|--|--|-------------------------|---|
| | | | | | Name of the hospital by which referral made | No. of patient referred | Total Expenditure incurred over such referral cases (₹) |
| 1 | 2 | 3 | 4 | 5 | 6 | 7 | 8 |
| 10 | SCR | CH/Lalguda, DRH/Vijaywada, DRH/Guntakal | CH/Lalguda, DRH/Vijaywada, DRH/Guntakal | CH/Lalguda, DRH/Vijaywada, DRH/Guntakal | CH/LGD | 65 | 13468176 |
| | | | | | DRH/BZA | 5 | 345221 |
| 11 | SECR | CH/Raipur, SDRH/Bhilai | CH/Raipur, DRH/Raipur, SDRH/Bhilai | CH/Raipur, DRH/Raipur, SDRH/Bhilai | NA | NA | NA |
| 12 | SER | CH/Garden Reach, DRH/Adra, DRH/Kharagpur, SDRH/Tata | CH/Garden Reach during 2020-21 & 2021-22, DRH/Adra, DRH/Kharagpur, SDRH/Tata | CH/Garden Reach DRH/Adra, DRH/Kharagpur, SDRH/Tata | NA | NA | NA |
| 13 | SR | CH/Perambur, DRH/Ponmalai, SDRH/Shoranpur, SDRH/Villupuram, RH/ICF/Perambur during 2019-20 & 2020-21, | CH/Perambur, DRH/Ponmalai, DRH/Pallakad SDRH/Shoranpur, SDRH/Villupuram, RH/ICF/Perambur | CH/Perambur, DRH/Ponmalai, DRH/Pallakal SDRH/Shoranpur, SDRH/Villupuram, RH/ICF/Perambur | NA | NA | NA |

Annexure – 1.15

Statement showing non-adherence of RB's instruction in r/o Medical Audit
(Reference Paragraph: 1.9.3.1)

| SI No | Railway | Non adherence of RB's instruction of Medical Audit of Referral cases during 2019-20 to 2021-22) | Inter zonal Audit Medical Audit not conducted | Non submission of monthly return of Medical Audit of referral cases | Patient was referred for which specialist/services was available | | |
|-------|-------------------|---|--|---|--|-------------------------|---|
| | | | | | Name of the hospital by which referral made | No. of patient referred | Total Expenditure incurred over such referral cases (₹) |
| 1 | 2 | 3 | 4 | 5 | 6 | 7 | 8 |
| 14 | SWR | CH/Hubballi, RH/Mysore, RWF/Yelhanka | CH/Hubballi, RH/Mysore, RWF/Yelhanka | CH/Hubballi, RH/Mysore, RWF/Yelhanka | NA | NA | NA |
| 15 | WCR | CH/Jabalpur during 2021-22 | CH/Jabalpur, DRH/Bhopal, SDRH/Itarsi | CH/Jabalpur, DRH/Bhopal, SDRH/Itarsi | CH/JBP | 2509 | 1021884 |
| | | | | | DRH/BPL | 52 | 2924144 |
| 16 | WR | SDRH/Valsad, | JRH/Mumbai Central DRH/Ratlam, SDRH/Valsad, WH/Dahod | JRH/Mumbai Central DRH/Ratlam, SDRH/Valsad, WH/Dahod | NA | NA | NA |
| 17 | RPU/Metro/Kolkata | CLW/Chitranjan during 2020-21 & 2021-22,, TSH/Metro/Kolkata, | CLW/Chitranjan,BL W/Varanasi TSH/Metro/Kolkata, | CLW/Chitranjan, BLW/Varanasi TSH/Metro/Kolkata, | CH/BLW | 3004 | 98519060 |

| Annexure – 1.16 Statement showing the Hospital wise Implementation of HMIS over Indian Railway as on 31.03.2022 (Reference Paragraph: 1.9.3.2) | | | | | | | | | | | | | |
|--|------------------------|---|--|---|---|---|---|--|---|---|--|---|---------------------------|
| SI No | Railway | Registration module is implemented & functional | OPD module is implemented & functional | Pharmacy module is implemented & functional | Laboratory module is implemented & functional | Referral module is implemented & functional | Que system module is implemented & functional | IPD+ Anesthesia module is implemented & functional | Sick&Fit module is implemented & functional | Service Area module is implemented & functional | OT+Anesthesia module is implemented & functional | Local Purchase module is implemented & functional | Total no. not implemented |
| 1 | 2 | 3 | 4 | 5 | 6 | 7 | 8 | 9 | 10 | 11 | 12 | 13 | 14 |
| 1 | CR | | | | | | | | | | | | |
| | CH/ Byculla | YES | YES | YES | NO | NO | NO | NO | NO | NO | NO | NO | 8 |
| | DRH/ Pune | YES | YES | YES | YES | NO | NO | NO | NO | NO | NO | NO | 7 |
| | DRH/Kalyan | YES | NO | YES | YES | NO | NO | NO | NO | NO | NO | NO | 8 |
| | SDRH/ Manmad | YES | NO | NO | NO | NO | NO | NO | NO | NO | NO | NO | 10 |
| | SDRHI/IGP | YES | YES | NO | NO | NO | YES | NO | YES | NO | NO | NO | 7 |
| | Health Unit / CSMT | YES | NO | NO | NO | NO | NO | NO | NO | NO | NO | NO | 10 |
| | Health Unit / Thane | NO | YES | NO | NO | NO | NO | NO | NO | NO | NO | NO | 10 |
| | Health Unit / Kurla | YES | NO | NO | NO | NO | NO | NO | NO | NO | NO | NO | 10 |
| | Health Unit / Ghorpuri | YES | YES | YES | NO | NO | NO | NO | NO | NO | NO | NO | 8 |
| | Health Unit / Miraj | YES | YES | YES | NO | NO | NO | NO | NO | NO | NO | NO | 8 |
| | PHealth Unit / Satara | YES | YES | YES | NO | NO | NO | NO | NO | NO | NO | NO | 8 |

| Annexure – 1.16 Statement showing the Hospital wise Implementation of HMIS over Indian Railway as on 31.03.2022 (Reference Paragraph: 1.9.3.2) | | | | | | | | | | | | | |
|--|-----------------------------|---|--|---|---|---|---|--|---|---|--|---|---------------------------|
| SI No | Railway | Registration module is implemented & functional | OPD module is implemented & functional | Pharmacy module is implemented & functional | Laboratory module is implemented & functional | Referral module is implemented & functional | Que system module is implemented & functional | IPD+ Anesthesia module is implemented & functional | Sick&Fit module is implemented & functional | Service Area module is implemented & functional | OT+Anesthesia module is implemented & functional | Local Purchase module is implemented & functional | Total no. not implemented |
| 1 | 2 | 3 | 4 | 5 | 6 | 7 | 8 | 9 | 10 | 11 | 12 | 13 | 14 |
| 2 | ECR | | | | | | | | | | | | |
| | DRH/ DNR | YES | YES | NO | NO | NO | YES | YES | YES | YES | YES | NO | 4 |
| | SDRH/ GAYA | YES | NO | NO | NO | NO | NO | NO | NO | NO | NO | NO | 10 |
| | CSSH/PNBE | YES | YES | NO | NO | YES | NO | YES | NO | YES | YES | NO | 5 |
| | DRH/ SEE | YES | NO | NO | NO | NO | NO | NO | NO | NO | NO | NO | 10 |
| | HU/ Imali Road, Muzaffarpur | YES | NO | NO | NO | NO | NO | NO | NO | NO | NO | NO | 10 |
| 3 | ECoR | | | | | | | | | | | | |
| | CH/MCS | NO | NO | NO | NO | NO | NO | NO | NO | NO | NO | NO | 11 |
| | DRH/WAT | YES | YES | NO | NO | NO | NO | NO | NO | NO | NO | NO | 9 |
| | HU/BN1TN | NO | NO | NO | NO | NO | NO | NO | NO | NO | NO | NO | 11 |
| | HU/ARK | NO | NO | NO | NO | NO | NO | NO | NO | NO | NO | NO | 11 |
| | HU/VZM | YES | YES | NO | NO | NO | NO | NO | NO | NO | NO | NO | 9 |
| 4 | ER | | | | | | | | | | | | |
| | SDAH | NO | YES | NO | NO | NO | NO | NO | NO | NO | NO | NO | 10 |
| | HWH | YES | NO | NO | NO | NO | NO | NO | NO | NO | NO | NO | 10 |
| | ASN (UDL) | NO | NO | NO | NO | NO | NO | NO | NO | NO | NO | NO | 11 |
| | SDAH/KPA | NO | NO | NO | NO | NO | NO | NO | NO | NO | NO | NO | 11 |

| Annexure – 1.16 Statement showing the Hospital wise Implementation of HMIS over Indian Railway as on 31.03.2022 (Reference Paragraph: 1.9.3.2) | | | | | | | | | | | | | |
|--|-----------------|---|--|---|---|---|---|--|---|---|--|---|---------------------------|
| SI No | Railway | Registration module is implemented & functional | OPD module is implemented & functional | Pharmacy module is implemented & functional | Laboratory module is implemented & functional | Referral module is implemented & functional | Que system module is implemented & functional | IPD+ Anesthesia module is implemented & functional | Sick&Fit module is implemented & functional | Service Area module is implemented & functional | OT+Anesthesia module is implemented & functional | Local Purchase module is implemented & functional | Total no. not implemented |
| 1 | 2 | 3 | 4 | 5 | 6 | 7 | 8 | 9 | 10 | 11 | 12 | 13 | 14 |
| 5 | NCR | | | | | | | | | | | | |
| | CH PRYJ | YES | YES | YES | YES | NO | NO | YES | NO | NO | YES | NO | 5 |
| | DRH AGRA | NO | NO | NO | NO | NO | NO | NO | NO | NO | NO | NO | 11 |
| | SDRH CNB | YES | YES | NO | NO | NO | NO | NO | YES | NO | NO | YES | 7 |
| 6 | NER | | | | | | | | | | | | |
| | LNMRH GORAKHPUR | YES | YES | NO | NO | NO | NO | YES | YES | NO | NO | NO | 7 |
| | DRH IZN | NO | YES | NO | NO | YES | YES | YES | YES | YES | YES | NO | 4 |
| | SDRH GONDA | YES | YES | NO | NO | YES | NO | YES | YES | YES | NO | NO | 5 |
| 7 | NFR | | | | | | | | | | | | |
| | CH/MLG | NO | YES | YES | YES | YES | NO | YES | YES | NO | NO | NO | 5 |
| | DRH/KIR | YES | NO | NO | NO | NO | NO | NO | NO | NO | NO | NO | 10 |
| | SDRH/NJP | YES | YES | NO | NO | NO | NO | NO | NO | NO | NO | NO | 9 |
| | DRH/LMG | YES | YES | NO | NO | YES | NO | YES | YES | YES | YES | NO | 4 |
| | SDRH/BPB | YES | YES | Yes | YES | YES | NO | YES | YES | YES | NO | NO | 3 |

| Annexure – 1.16 Statement showing the Hospital wise Implementation of HMIS over Indian Railway as on 31.03.2022 (Reference Paragraph: 1.9.3.2) | | | | | | | | | | | | | |
|--|------------|---|--|---|---|---|---|--|---|---|--|---|---------------------------|
| SI No | Railway | Registration module is implemented & functional | OPD module is implemented & functional | Pharmacy module is implemented & functional | Laboratory module is implemented & functional | Referral module is implemented & functional | Que system module is implemented & functional | IPD+ Anesthesia module is implemented & functional | Sick&Fit module is implemented & functional | Service Area module is implemented & functional | OT+Anesthesia module is implemented & functional | Local Purchase module is implemented & functional | Total no. not implemented |
| 1 | 2 | 3 | 4 | 5 | 6 | 7 | 8 | 9 | 10 | 11 | 12 | 13 | 14 |
| 8 | NR | | | | | | | | | | | | |
| | NRCH | YES | YES | YES | NO | NO | YES | YES | YES | YES | NO | NO | 4 |
| | NRDH/DLI | YES | YES | NO | NO | NO | NO | YES | YES | NO | NO | NO | 7 |
| | NRDH/LKO | YES | YES | NO | NO | YES | NO | YES | YES | NO | YES | NO | 5 |
| | NRDH/UMB | YES | YES | YES | NO | NO | NO | YES | NO | YES | NO | NO | 6 |
| | RDSO | YES | YES | YES | YES | YES | YES | YES | YES | YES | NO | YES | 1 |
| | RCF | YES | YES | YES | NO | NO | NO | YES | YES | YES | YES | NO | 4 |
| 9 | NWR | | | | | | | | | | | | |
| | CH JAIPUR | NO | YES | NO | NO | NO | NO | NO | NO | NO | NO | NO | 10 |
| | DRH AJMER | YES | YES | YES | NO | NO | NO | NO | NO | NO | NO | NO | 8 |
| | SDRH RE | YES | YES | YES | NO | NO | NO | NO | NO | NO | NO | NO | 8 |
| | SDRH ABR | NO | NO | NO | NO | NO | NO | NO | NO | NO | NO | NO | 11 |
| 10 | SCR | | | | | | | | | | | | |
| | CH/LGD | YES | YES | NO | NO | NO | NO | YES | NO | NO | NO | NO | 8 |
| | DH/BZA | YES | YES | NO | NO | NO | NO | YES | NO | NO | NO | NO | 8 |
| | SDH/RYPs | YES | YES | NO | NO | NO | NO | NO | NO | NO | NO | NO | 9 |
| | HU/RJY | YES | NO | YES | NO | NO | NO | NO | NO | NO | NO | NO | 9 |
| | HU/EE | YES | YES | YES | NO | NO | NO | NO | NO | NO | NO | NO | 8 |
| | HU/STPM | YES | YES | YES | NO | NO | NO | NO | NO | NO | NO | NO | 8 |
| | DH/GNT | YES | NO | YES | NO | NO | NO | NO | NO | NO | NO | NO | 9 |
| | HU/NDKD | YES | NO | YES | NO | NO | NO | NO | NO | NO | NO | NO | 9 |
| | HU/NDL | YES | NO | YES | NO | NO | NO | NO | NO | NO | NO | NO | 9 |
| | HU/CKL | NO | YES | YES | NO | NO | NO | NO | NO | NO | NO | NO | 9 |

| Annexure – 1.16 Statement showing the Hospital wise Implementation of HMIS over Indian Railway as on 31.03.2022 (Reference Paragraph: 1.9.3.2) | | | | | | | | | | | | | |
|--|---------------|---|--|---|---|---|---|--|---|---|--|---|---------------------------|
| SI No | Railway | Registration module is implemented & functional | OPD module is implemented & functional | Pharmacy module is implemented & functional | Laboratory module is implemented & functional | Referral module is implemented & functional | Que system module is implemented & functional | IPD+ Anesthesia module is implemented & functional | Sick&Fit module is implemented & functional | Service Area module is implemented & functional | OT+Anesthesia module is implemented & functional | Local Purchase module is implemented & functional | Total no. not implemented |
| 1 | 2 | 3 | 4 | 5 | 6 | 7 | 8 | 9 | 10 | 11 | 12 | 13 | 14 |
| 11 | SECR | | | | | | | | | | | | |
| | BSP | YES | YES | YES | YES | YES | YES | NO | YES | NO | YES | NO | 3 |
| | DRH/Raipur | YES | YES | YES | YES | NO | YES | YES | NO | NO | NO | NO | 5 |
| | SDRH/BMY | YES | YES | NO | NO | YES | NO | YES | YES | NO | NO | NO | 6 |
| | HU-BIA | YES | NO | NO | NO | NO | NO | NO | NO | NO | NO | NO | 10 |
| | HU-DRZ | YES | NO | NO | NO | NO | NO | NO | NO | NO | NO | NO | 10 |
| | HU-G | YES | YES | YES | NO | NO | NO | NO | YES | NO | NO | NO | 7 |
| 12 | RPU | | | | | | | | | | | | |
| | CLW | YES | YES | YES | NO | NO | NO | YES | NO | NO | NO | NO | 7 |
| | BLW | YES | YES | NO | NO | YES | YES | YES | NO | NO | NO | NO | 6 |
| | METRO | NO | NO | NO | NO | NO | NO | NO | NO | NO | NO | NO | 11 |
| 13 | SER | | | | | | | | | | | | |
| | ADRA/PRR/HU | YES | NO | NO | NO | NO | NO | NO | NO | NO | NO | NO | 10 |
| | ADRA/HU/BQA | YES | NO | NO | NO | NO | NO | NO | NO | NO | NO | NO | 10 |
| | HU/SHM | NO | NO | NO | NO | NO | NO | NO | NO | NO | NO | NO | 11 |
| | HU/SRC | NO | NO | NO | NO | NO | NO | NO | NO | NO | NO | NO | 11 |
| | HU/SOUTH SIDE | NO | NO | NO | NO | NO | NO | NO | NO | NO | NO | NO | 11 |

| Annexure – 1.16 Statement showing the Hospital wise Implementation of HMIS over Indian Railway as on 31.03.2022 (Reference Paragraph: 1.9.3.2) | | | | | | | | | | | | | |
|--|--|---|--|---|---|---|---|--|---|---|--|---|---------------------------|
| SI No | Railway | Registration module is implemented & functional | OPD module is implemented & functional | Pharmacy module is implemented & functional | Laboratory module is implemented & functional | Referral module is implemented & functional | Que system module is implemented & functional | IPD+ Anesthesia module is implemented & functional | Sick&Fit module is implemented & functional | Service Area module is implemented & functional | OT+Anesthesia module is implemented & functional | Local Purchase module is implemented & functional | Total no. not implemented |
| 1 | 2 | 3 | 4 | 5 | 6 | 7 | 8 | 9 | 10 | 11 | 12 | 13 | 14 |
| 14 | SR | | | | | | | | | | | | |
| | Railway Hospital/Perambur | YES | YES | NO | NO | NO | NO | NO | NO | NO | NO | NO | 9 |
| | Divisional Hospital/Ponmalai | YES | NO | NO | NO | NO | NO | NO | NO | NO | NO | NO | 10 |
| | Divisional Hospital/Palakkad | YES | NO | NO | NO | NO | NO | NO | NO | NO | NO | NO | 10 |
| | Sub-Divisional Hospital/Villupuram | YES | NO | NO | NO | NO | NO | NO | NO | NO | NO | NO | 10 |
| | Sub-Divisional Hospital/Shoranur | YES | NO | NO | NO | NO | NO | NO | NO | NO | NO | NO | 10 |
| | Health Unit/Chennai Egmore | NO | NO | NO | NO | NO | NO | NO | NO | NO | NO | NO | 11 |
| | Health Unit/Avadi | NO | NO | NO | NO | NO | NO | NO | NO | NO | NO | NO | 11 |
| | Health Unit/Tambaram | NO | NO | NO | NO | NO | NO | NO | NO | NO | NO | NO | 11 |
| | Health Unit/Kozhikode | NO | NO | NO | NO | NO | NO | NO | NO | NO | NO | NO | 11 |
| | Health Unit/Kannur | NO | NO | NO | NO | NO | NO | NO | NO | NO | NO | NO | 11 |
| | Health Unit/Mangaluru | NO | NO | NO | NO | NO | NO | NO | NO | NO | NO | NO | 11 |
| | Railway Hospital/Integral Coach Factory/Perambur | NO | NO | NO | NO | NO | NO | NO | NO | NO | NO | NO | 11 |

| Annexure – 1.16 Statement showing the Hospital wise Implementation of HMIS over Indian Railway as on 31.03.2022 (Reference Paragraph: 1.9.3.2) | | | | | | | | | | | | | |
|--|----------------------|---|--|---|---|---|---|--|---|---|--|---|---------------------------|
| SI No | Railway | Registration module is implemented & functional | OPD module is implemented & functional | Pharmacy module is implemented & functional | Laboratory module is implemented & functional | Referral module is implemented & functional | Que system module is implemented & functional | IPD+ Anesthesia module is implemented & functional | Sick&Fit module is implemented & functional | Service Area module is implemented & functional | OT+Anesthesia module is implemented & functional | Local Purchase module is implemented & functional | Total no. not implemented |
| 1 | 2 | 3 | 4 | 5 | 6 | 7 | 8 | 9 | 10 | 11 | 12 | 13 | 14 |
| 15 | SWR | | | | | | | | | | | | |
| | UBL | YES | YES | NO | NO | NO | NO | NO | NO | NO | NO | NO | 9 |
| | RH/MYS | YES | YES | NO | NO | NO | NO | NO | NO | NO | NO | NO | 9 |
| | RWF/YNK | YES | YES | NO | NO | NO | NO | NO | NO | NO | NO | NO | 9 |
| 16 | WCR | | | | | | | | | | | | |
| | JABALPUR | YES | NO | NO | NO | NO | NO | NO | NO | NO | NO | NO | 10 |
| | BHOPAL (DRH BHOPAL) | YES | NO | NO | NO | NO | NO | NO | NO | NO | NO | NO | 10 |
| | BHOPAL (SDRH ITARSI) | YES | NO | NO | NO | NO | NO | NO | NO | NO | NO | NO | 10 |
| | BHOPAL (SDRH BINA) | YES | NO | NO | NO | NO | NO | NO | NO | NO | NO | NO | 10 |
| | HU SHAJAPUR | YES | NO | NO | NO | NO | NO | NO | NO | NO | NO | NO | 10 |
| | HU ITARSI | YES | NO | NO | NO | NO | NO | NO | NO | NO | NO | NO | 10 |
| | HU RANIKAMLAPATI | YES | NO | NO | NO | NO | NO | NO | NO | NO | NO | NO | 10 |

| Annexure – 1.16 Statement showing the Hospital wise Implementation of HMIS over Indian Railway as on 31.03.2022 (Reference Paragraph: 1.9.3.2) | | | | | | | | | | | | | |
|--|------------------------------|---|--|---|---|---|---|--|---|---|--|---|---------------------------|
| Sl No | Railway | Registration module is implemented & functional | OPD module is implemented & functional | Pharmacy module is implemented & functional | Laboratory module is implemented & functional | Referral module is implemented & functional | Que system module is implemented & functional | IPD+ Anesthesia module is implemented & functional | Sick&Fit module is implemented & functional | Service Area module is implemented & functional | OT+Anesthesia module is implemented & functional | Local Purchase module is implemented & functional | Total no. not implemented |
| 1 | 2 | 3 | 4 | 5 | 6 | 7 | 8 | 9 | 10 | 11 | 12 | 13 | 14 |
| 17 | WR | | | | | | | | | | | | |
| | HQ Hosp- JRH, Mumbai Central | YES | YES | NO | NO | NO | NO | NO | NO | NO | NO | NO | 9 |
| | DRH PRTN | NO | YES | YES | NO | NO | NO | YES | NO | NO | NO | NO | 8 |
| | DRH/RTM | YES | YES | NO | NO | NO | NO | NO | NO | NO | NO | NO | 9 |
| | MMCT/VALSAD | NO | YES | YES | NO | NO | NO | NO | NO | NO | NO | NO | 9 |
| | RATLAM/DHD WORKSHOP | YES | YES | NO | NO | NO | NO | YES | NO | NO | NO | NO | 8 |
| | BRC/NAIR | NO | NO | NO | NO | NO | NO | NO | NO | NO | NO | NO | 11 |
| | BRC(P) | NO | NO | NO | NO | NO | NO | NO | NO | NO | NO | NO | 11 |
| | BRC/BH | YES | NO | NO | NO | NO | NO | NO | NO | NO | NO | NO | 10 |
| | NO | 28 | 49 | 72 | 92 | 89 | 92 | 77 | 83 | 90 | 92 | 98 | |
| | YES | 72 | 51 | 28 | 8 | 11 | 8 | 23 | 17 | 10 | 8 | 2 | |
| | TOTAL | 100 | 100 | 100 | 100 | 100 | 100 | 100 | 100 | 100 | 100 | 100 | |

| Annexure – 1.17 | | | | | | | | | | |
|---|---------|---|--|--------------------------|---|--|--------------------------|---|--|--------------------------|
| Statement showing non revision and short realization of Diet charges from Indoor patient (Para Ref: 1.9.3.3) | | | | | | | | | | |
| SI No | Railway | Year 2017-18 | | | Year 2018-19 | | | Year 2019-20 | | |
| | | Actual Expenditure incurred over diet provided to patient (₹) | Diet charges realized from the patient (₹) | Loss born by Railway (₹) | Actual Expenditure incurred over diet provided to patient (₹) | Diet charges realized from the patient (₹) | Loss born by Railway (₹) | Actual Expenditure incurred over diet provided to patient (₹) | Diet charges realized from the patient (₹) | Loss born by Railway (₹) |
| 1 | 2 | 3 | 4 | 5 | 6 | 7 | 8 | 9 | 10 | 11 |
| 1 | CR | 1925336 | 1330585 | 594751 | 2744140 | 2149198 | 594942 | 3628067 | 792029 | 2836038 |
| 2 | ECoR | 92320 | 26117 | 66203 | 47386 | 2494 | 44892 | 24852 | 1308 | 23544 |
| 3 | ECR | | | | 37000 | 9215 | 27785 | 158000 | 10925 | 147075 |
| 4 | ER | 13189105 | 12174156 | 1014949 | 13618021 | 12272492 | 1345529 | 14037360 | 6416688 | 7620672 |
| 5 | NFR | 4008726 | 474154 | 3534572 | 3272117 | 1872740 | 1399377 | 4252459 | 392741 | 3859718 |
| 6 | NR | 5664911 | 3153917 | 2510994 | 5893127 | 3578686 | 2314441 | 6074283 | 920736 | 5153547 |
| 7 | NWR | 104643 | 68340 | 36303 | 312126 | 37400 | 274726 | 554659 | 34425 | 520234 |
| 8 | RPU | 2284837 | 563007 | 1721830 | 2725494 | 308113 | 2417381 | 2564815 | 108502 | 2456313 |
| 9 | SECR | | | | 1080000 | 207000 | 873000 | 1440000 | 41531 | 1398469 |
| 10 | SER | 5265037.79 | 4975989 | 289048.79 | 6677307.21 | 1633399 | 5043908.21 | 7414046 | 612158 | 6801888 |
| 11 | SR | 3616509 | 2646049 | 970460 | 4469504 | 2740274 | 1729230 | 3797037 | 2545604 | 1251433 |
| 12 | SWR | 825230 | 476874 | 348356 | 1959119 | 394267 | 1564852 | 2188116 | 121999 | 2066117 |
| 13 | WCR | 986579 | 221217 | 765362 | 879427 | 106413 | 773014 | 1114384 | 105046 | 1009338 |
| 14 | WR | 7268307.75 | 4943636 | 2324671.75 | 6157934 | 2223260 | 3934674 | 9162663 | 1109739 | 8052924 |
| Grand Total | | 42948989.54 | 31027503 | 10956820.5 | 47149933.2 | 27534951 | 17891599.2 | 53848491 | 13213431 | 39389550 |

| Annexure – 1.17 | | | | | | | | | | |
|---|---------|---|--|--------------------------|---|--|--------------------------|--|---|------------------------------------|
| Statement showing non revision and short realization of Diet charges from Indoor patient (Para Ref: 1.9.3.3) | | | | | | | | | | |
| SI No | Railway | Year 2020-21 | | | Year 2021-22 | | | Total of Actual Expenditure incurred over diet provided to patient (₹) | Total of Diet charges realized from the patient (₹) | Total of Loss borne by Railway (₹) |
| | | Actual Expenditure incurred over diet provided to patient (₹) | Diet charges realized from the patient (₹) | Loss born by Railway (₹) | Actual Expenditure incurred over diet provided to patient (₹) | Diet charges realized from the patient (₹) | Loss born by Railway (₹) | | | |
| 1 | 2 | 12 | 13 | 14 | 15 | 16 | 17 | 18 | 19 | 20 |
| 1 | CR | 2639090 | 456394 | 2182696 | 4444204 | 809318 | 3634886 | 15380837 | 5537524 | 9843313 |
| 2 | ECoR | 0 | 0 | 0 | 3163294 | 59342 | 3103952 | 3327852 | 89261 | 3238591 |
| 3 | ECR | 176440 | 3515 | 172925 | 338525 | 1995 | 336530 | 709965 | 25650 | 684315 |
| 4 | ER | 8287828 | 2388539 | 5899289 | 15367654 | 3710005 | 11657649 | 64499968 | 36961880 | 27538088 |
| 5 | NFR | 3155504 | 29141 | 3126363 | 5416123 | 147677 | 5268446 | 20104929 | 2916453 | 17188476 |
| 6 | NR | 5773566 | 363344 | 5410222 | 8436232 | 399233 | 8036999 | 31842119 | 8415916 | 23426203 |
| 7 | NWR | 466465 | 146795 | 319670 | 648597 | 74460 | 574137 | 2086490 | 361420 | 1725070 |
| 8 | RPU | 1377272 | 124872 | 1252400 | 1815909 | 39188 | 1776721 | 10768327 | 1143682 | 9624645 |
| 9 | SECR | 1920000 | 20016 | 1899984 | 1920000 | 76242 | 1843758 | 6360000 | 344789 | 6015211 |
| 10 | SER | 6533244.5 | 337391 | 6195853.5 | 8212776.5 | 438886 | 7773890.5 | 34102412 | 7997823 | 26104589 |
| 11 | SR | 9067694 | 1575553 | 7492141 | 8798962 | 2290565 | 6508397 | 29749706 | 11798045 | 17951661 |
| 12 | SWR | 3383913 | 202249 | 3181664 | 5177439 | 227764 | 4949675 | 13533817 | 1423153 | 12110664 |
| 13 | WCR | 1407019 | 59432 | 1347587 | 2157341 | 53481 | 2103860 | 6544750 | 545589 | 5999161 |
| 14 | WR | 7757185 | 562433 | 7194752 | 4564672 | 852364 | 3712308 | 34910762 | 9691432 | 25219329.8 |
| Grand Total | | 48407703 | 6269674 | 34650679 | 70461729 | 9180520 | 61281209 | 273921934 | 87252617 | 186669317 |

| Annexure – 1.18 | | | | | |
|--|----|-------------------------------------|--|---|--------------------------------|
| Statement showing the details of doctors holding administrative post and withdrawing Non practicing allowance (NPA) | | | | | |
| (Para Ref: 1.9.3.4) | | | | | |
| Sl. No. | ZR | Name and Designation of Doctors | Amount of NPA paid to Doctors/Medical officers during the period (₹) | Amount of DA paid to Doctors/Medical officers during the period (₹) | Total Amount (Col.4+Col.5) (₹) |
| 1 | 2 | 3 | 4 | 5 | 6 |
| 1 | CR | | 7512525 | 1138338.2 | 8650863.2 |
| | | Mumbai - Divisional Hospital Kalyan | | | |
| | | Dr.Sushank Mehharopatra, CMS Kalyan | 248200 | 69592 | 317792 |
| | | Dr.Sushma R Tirkey | 622950 | 58550 | 681500 |
| | | PCMD | | | |
| | | Dr. Bhanumathi Shekhar | 125450 | 40626.5 | 166076.5 |
| | | Dr. K.K. Acharya | 548699 | 55608.91 | 604307.91 |
| | | Dr. M.B. Gangurde | 1173700 | 137375 | 1311075 |
| | | Dr. P.K. Samantaray | 139277 | 6963.85 | 146240.85 |
| | | Dr. Prasanna Kumar | 165587 | 24225 | 189812 |
| | | Dr. Rakesh Pancharatna | 84866 | 27514.46 | 112380.46 |
| | | Dr. Sangeeta Mehra | 1637766 | 258383.64 | 1896149.64 |
| | | Dr. Shyam Sunder | 386207 | 38639.84 | 424846.84 |
| | | Dr. Vijay Pichad | 230773 | 45060 | 275833 |
| | | Dr.Y.S. Ataria | 521100 | 114642 | 635742 |
| | | Pune - Divisional Hospital Pune | 629800 | 123146 | 752946 |
| | | DR. M. K. RAMKRISHAN | 388600 | 64052 | 452652 |
| | | DR. S. KANAKRAYA | 53600 | 17822 | 71422 |
| | | DR. S. M. ATHAWALE | 187600 | 41272 | 228872 |
| | | Zonal - Central Hospital Byculla | | | |
| | | Dr. Meera Arora | 998150 | 138011 | 1136161 |

| Annexure – 1.18 | | | | | |
|--|------|---------------------------------|--|--|--------------------------------|
| Statement showing the details of doctors holding administrative post and withdrawing Non practicing allowance (NPA) | | | | | |
| (Para Ref: 1.9.3.4) | | | | | |
| Sl. No. | ZR | Name and Designation of Doctors | Amount of NPA paid to Doctors/Medical officers during the period (₹) | Amount of DA paid to Doctors/ Medical officers during the period (₹) | Total Amount (Col.4+Col.5) (₹) |
| 1 | 2 | 3 | 4 | 5 | 6 |
| 2 | ECoR | | 8959140 | 1338562 | 10297702 |
| | | CH/MCS | | | |
| | | Dr. A. Senapati | 685750 | 76906 | 762656 |
| | | Dr. A.K. Sethi | 137026 | 38972 | 175998 |
| | | Dr. A.K.Pattnaik | 40200 | 6834 | 47034 |
| | | Dr. Rupa Kapil | 64406 | 10949 | 75355 |
| | | CMS/KUR | | | |
| | | Dr. B.G.S. Rao | 246113 | 50683 | 296796 |
| | | CMS/SBP | | | |
| | | Dr. B. C. Sahoo | 425680 | 32420 | 458100 |
| | | Dr. D. Rama Rao | 192355 | 48378 | 240733 |
| | | Dr. G.Naik | 391790 | 143869 | 535659 |
| | | Dr. P. Panda | 14319 | 2434 | 16753 |
| | | CMS/WAT | | | |
| | | D.SHARATH BABU | 23450 | 7973 | 31423 |
| | | Dr. B.G.S. Rao | 652411 | 67398 | 719809 |
| | | Dr. M.K.Ramakrishna | 218867 | 48329 | 267196 |
| | | PCMD/BBSR | | | |
| | | Dr. A.K.Pattnaik | 809850 | 97235 | 907085 |
| | | Dr. B.G.S. Rao | 17723 | 6026 | 23749 |
| | | Dr. B.P.Parida | 2051578 | 307012 | 2358590 |
| | | Dr. H.S.Barik | 1599416 | 195158 | 1794574 |
| | | Dr. J.P. Panda | 418073 | 33299 | 451372 |
| | | Dr. K.C.Sahoo | 154100 | 37319 | 191419 |
| | | Dr. M.L.Meena | 5603 | 1905 | 7508 |
| | | Dr. R.K.Mohapatra | 201000 | 49848 | 250848 |
| | | Dr. S.K.Mohanty | 332797 | 28587 | 361384 |
| | | Dr.R.K.Pani | 276633 | 47028 | 323661 |

| Annexure – 1.18 | | | | | |
|--|------------|--|---|---|---------------------------------------|
| Statement showing the details of doctors holding administrative post and withdrawing Non practicing allowance (NPA) | | | | | |
| (Para Ref: 1.9.3.4) | | | | | |
| Sl. No. | ZR | Name and Designation of Doctors | Amount of NPA paid to Doctors/Medical officers during the period (₹) | Amount of DA paid to Doctors/ Medical officers during the period (₹) | Total Amount (Col.4+Col.5) (₹) |
| 1 | 2 | 3 | 4 | 5 | 6 |
| 3 | ECR | | 3310220 | 470682 | 3780902 |
| | | DR. RAM CHANDRA TRIVEDI | 12090 | 484 | 12574 |
| | | DR JHUMUR ROY HALDER | 16820 | 673 | 17493 |
| | | DR. RAM CHANDRA TRIVEDI | 12090 | 484 | 12574 |
| | | DR JHUMUR ROY HALDER | 16820 | 673 | 17493 |
| | | DR. RAM CHANDRA TRIVEDI | 12090 | 484 | 12574 |
| | | DR. RAM CHANDRA TRIVEDI | 12090 | 605 | 12695 |
| | | DR. RAM CHANDRA TRIVEDI | 19300 | 965 | 20265 |
| | | DR ARUN KUMAR | 30940 | 1547 | 32487 |
| | | DR. RAM CHANDRA TRIVEDI | 19300 | 965 | 20265 |
| | | DR ARUN KUMAR | 30940 | 1547 | 32487 |
| | | DR JHUMUR ROY HALDER | 16820 | 841 | 17661 |
| | | DR JHUMUR ROY HALDER | 16820 | 841 | 17661 |
| | | DR JHUMUR ROY HALDER | 16820 | 841 | 17661 |
| | | DR JHUMUR ROY HALDER | 31900 | 1595 | 33495 |
| | | DR. RAM CHANDRA TRIVEDI | 19300 | 965 | 20265 |
| | | DR. RAM CHANDRA TRIVEDI | 19300 | 965 | 20265 |

| Annexure – 1.18 | | | | | |
|--|-----|---------------------------------|--|--|--------------------------------|
| Statement showing the details of doctors holding administrative post and withdrawing Non practicing allowance (NPA) | | | | | |
| (Para Ref: 1.9.3.4) | | | | | |
| Sl. No. | ZR | Name and Designation of Doctors | Amount of NPA paid to Doctors/Medical officers during the period (₹) | Amount of DA paid to Doctors/ Medical officers during the period (₹) | Total Amount (Col.4+Col.5) (₹) |
| 1 | 2 | 3 | 4 | 5 | 6 |
| 3 | ECR | DR ARUN KUMAR | 30940 | 1547 | 32487 |
| | | DR ARUN KUMAR | 30940 | 1547 | 32487 |
| | | DR JHUMUR ROY HALDER | 31900 | 1595 | 33495 |
| | | DR JHUMUR ROY HALDER | 31900 | 1595 | 33495 |
| | | DR. RAM CHANDRA TRIVEDI | 19300 | 965 | 20265 |
| | | DR JHUMUR ROY HALDER | 31900 | 1595 | 33495 |
| | | DR. RAM CHANDRA TRIVEDI | 19300 | 1351 | 20651 |
| | | DR JHUMUR ROY HALDER | 31900 | 2233 | 34133 |
| | | DR ARUN KUMAR | 30940 | 2166 | 33106 |
| | | DR ARUN KUMAR | 30940 | 2166 | 33106 |
| | | DR. RAM CHANDRA TRIVEDI | 19300 | 1351 | 20651 |
| | | DR JHUMUR ROY HALDER | 31900 | 2233 | 34133 |
| | | DR. RAM CHANDRA TRIVEDI | 19300 | 1351 | 20651 |
| | | DR JHUMUR ROY HALDER | 31900 | 2233 | 34133 |
| | | DR ARUN KUMAR | 30940 | 2166 | 33106 |
| | | DR ARUN KUMAR | 30940 | 2166 | 33106 |
| | | DR JHUMUR ROY HALDER | 31900 | 2233 | 34133 |
| | | DR ARUN KUMAR | 30940 | 2166 | 33106 |
| | | DR JHUMUR ROY HALDER | 31900 | 2233 | 34133 |
| | | DR. RAM CHANDRA TRIVEDI | 19300 | 1351 | 20651 |
| | | DR. RAM CHANDRA TRIVEDI | 19300 | 1351 | 20651 |

| Annexure – 1.18 | | | | | |
|--|-----------|--|---|---|---------------------------------------|
| Statement showing the details of doctors holding administrative post and withdrawing Non practicing allowance (NPA) | | | | | |
| (Para Ref: 1.9.3.4) | | | | | |
| Sl. No. | ZR | Name and Designation of Doctors | Amount of NPA paid to Doctors/Medical officers during the period (₹) | Amount of DA paid to Doctors/ Medical officers during the period (₹) | Total Amount (Col.4+Col.5) (₹) |
| 1 | 2 | 3 | 4 | 5 | 6 |
| 3 | ECR | DR. RAM CHANDRA TRIVEDI | 19300 | 1351 | 20651 |
| | | DR. RAM CHANDRA TRIVEDI | 19300 | 1737 | 21037 |
| | | DR JHUMUR ROY HALDER | 31900 | 2871 | 34771 |
| | | DR JHUMUR ROY HALDER | 25700 | 2313 | 28013 |
| | | DR. RAM CHANDRA TRIVEDI | 19300 | 1737 | 21037 |
| | | DR JHUMUR ROY HALDER | 25700 | 2313 | 28013 |
| | | DR ARUN KUMAR | 30940 | 2785 | 33725 |
| | | DR ARUN KUMAR | 30940 | 2785 | 33725 |
| | | DR ARUN KUMAR | 31180 | 2806 | 33986 |
| | | DR ARUN KUMAR | 31180 | 2806 | 33986 |
| | | DR. RAM CHANDRA TRIVEDI | 19300 | 1737 | 21037 |
| | | DR JHUMUR ROY HALDER | 25700 | 2313 | 28013 |
| | | DR ARUN KUMAR | 32120 | 2891 | 35011 |
| | | DR. RAM CHANDRA TRIVEDI | 19300 | 1737 | 21037 |
| | | DR JHUMUR ROY HALDER | 25700 | 2313 | 28013 |
| | | DR ARUN KUMAR | 32120 | 2891 | 35011 |
| | | DR. RAM CHANDRA TRIVEDI | 19300 | 1737 | 21037 |
| | | DR ARUN KUMAR | 32120 | 2891 | 35011 |
| | | DR ARUN KUMAR | 32120 | 2891 | 35011 |
| | | DR ARUN KUMAR | 32120 | 3854 | 35974 |
| | | DR ARUN KUMAR | 32120 | 3854 | 35974 |

| Annexure – 1.18 | | | | | |
|--|-----|---------------------------------|--|--|--------------------------------|
| Statement showing the details of doctors holding administrative post and withdrawing Non practicing allowance (NPA) | | | | | |
| (Para Ref: 1.9.3.4) | | | | | |
| Sl. No. | ZR | Name and Designation of Doctors | Amount of NPA paid to Doctors/Medical officers during the period (₹) | Amount of DA paid to Doctors/ Medical officers during the period (₹) | Total Amount (Col.4+Col.5) (₹) |
| 1 | 2 | 3 | 4 | 5 | 6 |
| 3 | ECR | DR ARUN KUMAR | 32120 | 3854 | 35974 |
| | | DR ARUN KUMAR | 32120 | 3854 | 35974 |
| | | DR. BABAJI CHARAN SAHOO | 19300 | 2316 | 21616 |
| | | DR ARUN KUMAR | 32120 | 3854 | 35974 |
| | | DR. BABAJI CHARAN SAHOO | 19300 | 2316 | 21616 |
| | | DR ARUN KUMAR | 32120 | 3854 | 35974 |
| | | DR. BABAJI CHARAN SAHOO | 19300 | 2316 | 21616 |
| | | DR ARUN KUMAR | 33080 | 5624 | 38704 |
| | | DR. BABAJI CHARAN SAHOO | 19300 | 3281 | 22581 |
| | | DR ARUN KUMAR | 33080 | 5624 | 38704 |
| | | DR. BABAJI CHARAN SAHOO | 19300 | 3281 | 22581 |
| | | DR ARUN KUMAR | 34440 | 5855 | 40295 |
| | | DR ARUN KUMAR | 34440 | 5855 | 40295 |
| | | DR ARUN KUMAR | 34440 | 5855 | 40295 |
| | | DR ARUN KUMAR | 34440 | 5855 | 40295 |
| | | DR M RAVIKUMAR | 19300 | 3281 | 22581 |
| | | DR ARUN KUMAR | 34440 | 5855 | 40295 |
| | | DR M RAVIKUMAR | 19300 | 3281 | 22581 |
| | | DR ARUN KUMAR | 34440 | 5855 | 40295 |
| | | DR M RAVIKUMAR | 19300 | 3281 | 22581 |
| | | DR ARUN KUMAR | 34440 | 5855 | 40295 |

| Annexure – 1.18 | | | | | |
|--|-----|---------------------------------|--|--|--------------------------------|
| Statement showing the details of doctors holding administrative post and withdrawing Non practicing allowance (NPA) | | | | | |
| (Para Ref: 1.9.3.4) | | | | | |
| Sl. No. | ZR | Name and Designation of Doctors | Amount of NPA paid to Doctors/Medical officers during the period (₹) | Amount of DA paid to Doctors/ Medical officers during the period (₹) | Total Amount (Col.4+Col.5) (₹) |
| 1 | 2 | 3 | 4 | 5 | 6 |
| 3 | ECR | DR M RAVIKUMAR | 19300 | 3281 | 22581 |
| | | DR ARUN KUMAR | 34440 | 5855 | 40295 |
| | | DR M RAVIKUMAR | 19300 | 3281 | 22581 |
| | | DR ARUN KUMAR | 34440 | 5855 | 40295 |
| | | DR M RAVIKUMAR | 19300 | 3281 | 22581 |
| | | DR ARUN KUMAR | 34440 | 5855 | 40295 |
| | | DR M RAVIKUMAR | 19300 | 3281 | 22581 |
| | | DR ARUN KUMAR | 35480 | 6032 | 41512 |
| | | DR ARUN KUMAR | 35480 | 6032 | 41512 |
| | | DR ARUN KUMAR | 35480 | 6032 | 41512 |
| | | DR ARUN KUMAR | 35480 | 6032 | 41512 |
| | | DR ARUN KUMAR | 35480 | 6032 | 41512 |
| | | DR.PRADIP KUMAR SARDAR | 19300 | 3281 | 22581 |
| | | DR ARUN KUMAR | 35480 | 6032 | 41512 |
| | | DR.PRADIP KUMAR SARDAR | 19300 | 3281 | 22581 |
| | | DR ARUN KUMAR | 35480 | 6032 | 41512 |
| | | DR.PRADIP KUMAR SARDAR | 19300 | 3281 | 22581 |
| | | DR ARUN KUMAR | 35480 | 6032 | 41512 |
| | | DR.PRADIP KUMAR SARDAR | 19300 | 3281 | 22581 |
| | | DR ARUN KUMAR | 35480 | 6032 | 41512 |
| | | DR.PRADIP KUMAR SARDAR | 19300 | 3281 | 22581 |
| | | DR ARUN KUMAR | 36540 | 6212 | 42752 |

| Annexure – 1.18 | | | | | |
|--|-------|---------------------------------|--|-------|--------------------------------|
| Statement showing the details of doctors holding administrative post and withdrawing Non practicing allowance (NPA) | | | | | |
| (Para Ref: 1.9.3.4) | | | | | |
| Sl. No. | ZR | Name and Designation of Doctors | Amount of NPA paid to Doctors/Medical officers during the period (₹) | | |
| | | | Amount of DA paid to Doctors/ Medical officers during the period (₹) | | Total Amount (Col.4+Col.5) (₹) |
| 1 | 2 | 3 | 4 | 5 | 6 |
| 3 | ECR | DR ARUN KUMAR | 36540 | 6212 | 42752 |
| | | DR.PRADIP KUMAR SARDAR | 19300 | 3281 | 22581 |
| | | DR.PRADIP KUMAR SARDAR | 19300 | 3281 | 22581 |
| | | DR ARUN KUMAR | 36540 | 6212 | 42752 |
| | | DR.PRADIP KUMAR SARDAR | 19300 | 3281 | 22581 |
| | | DR ARUN KUMAR | 36540 | 10231 | 46771 |
| | | DR.PRADIP KUMAR SARDAR | 19300 | 5404 | 24704 |
| | | DR ARUN KUMAR | 36540 | 10231 | 46771 |
| | | DR G N PANDA | 13400 | 3752 | 17152 |
| | | DR ARUN KUMAR | 36540 | 10231 | 46771 |
| | | DR G N PANDA | 13400 | 3752 | 17152 |
| | | DR ARUN KUMAR | 36540 | 10231 | 46771 |
| | | DR G N PANDA | 13400 | 3752 | 17152 |
| | | DR ARUN KUMAR | 36540 | 10231 | 46771 |
| | | DR G N PANDA | 13400 | 3752 | 17152 |
| | | DR ARUN KUMAR | 36540 | 10231 | 46771 |
| | | DR G N PANDA | 13400 | 3752 | 17152 |
| | | DR ARUN KUMAR | 37640 | 11668 | 49308 |
| | | DR G N PANDA | 13400 | 4154 | 17554 |
| | | DR JHUMUR ROY HALDER | 25700 | 7967 | 33667 |
| | | DR JHUMUR ROY HALDER | 13400 | 4154 | 17554 |
| | | DR ARUN KUMAR | 37640 | 11668 | 49308 |
| | | DR JHUMUR ROY HALDER | 13400 | 4154 | 17554 |
| DR ARUN KUMAR | 37640 | 11668 | 49308 | | |
| DR JHUMUR ROY HALDER | 13400 | 4154 | 17554 | | |

| Annexure – 1.18 | | | | | |
|--|----|---------------------------------|--|--|--------------------------------|
| Statement showing the details of doctors holding administrative post and withdrawing Non practicing allowance (NPA) | | | | | |
| (Para Ref: 1.9.3.4) | | | | | |
| Sl. No. | ZR | Name and Designation of Doctors | Amount of NPA paid to Doctors/Medical officers during the period (₹) | Amount of DA paid to Doctors/ Medical officers during the period (₹) | Total Amount (Col.4+Col.5) (₹) |
| 1 | 2 | 3 | 4 | 5 | 6 |
| 4 | ER | | 22953109 | 3281710 | 26234819 |
| | | ASN | | | |
| | | DR BISWAJIT GHATAK | 728700 | 73102 | 801802 |
| | | DR MANORANJAN MAHATA | 223000 | 54124 | 277124 |
| | | DR. RUDRENDU BHATTACHARYA | 93800 | 15946 | 109746 |
| | | BRSH | | | |
| | | DR DEBASISH GUHA | 1490790 | 207143 | 1697933 |
| | | DR DULAL CHANDRA BHUNIA | 797300 | 86563 | 883863 |
| | | DR. ACHINTYA SANYAL | 196200 | 53922 | 250122 |
| | | DR. ALOK MAZUMDAR | 743700 | 77451 | 821151 |
| | | DR. ANANDA DAS CHOUDHURY | 482100 | 35874 | 517974 |
| | | DR. GAUTAM DASGUPTA | 289500 | 19107 | 308607 |
| | | DR. RANA BHATTACHARYA | 92200 | 15674 | 107874 |
| | | DR.KRISHNA LAL DAS | 129200 | 19069 | 148269 |
| | | SAMIR KUMAR RAKSHIT | 160800 | 45426 | 206226 |
| | | HQ. | | | |
| | | DR SHYAMAL DAS | 228900 | 55551 | 284451 |
| | | DR SUBRATA DAS | 840060 | 194697 | 1034757 |
| | | DR. AMITAVA DUTTA | 785740 | 93905 | 879645 |
| | | DR. ANUPAM SETT | 2488500 | 298607 | 2787107 |
| | | Dr. K.C.Sahoo | 306600 | 49522 | 356122 |
| | | DR. PRABODH KUILI | 347400 | 24318 | 371718 |
| | | Dr. RABINDRA NATH RAY | | | 0 |
| | | DR. RUDRENDU BHATTACHARYA | 160800 | 45426 | 206226 |

| Annexure – 1.18 | | | | | |
|--|----|---------------------------------|--|--|--------------------------------|
| Statement showing the details of doctors holding administrative post and withdrawing Non practicing allowance (NPA) | | | | | |
| (Para Ref: 1.9.3.4) | | | | | |
| Sl. No. | ZR | Name and Designation of Doctors | Amount of NPA paid to Doctors/Medical officers during the period (₹) | Amount of DA paid to Doctors/ Medical officers during the period (₹) | Total Amount (Col.4+Col.5) (₹) |
| 1 | 2 | 3 | 4 | 5 | 6 |
| 4 | ER | DR. SUJIT MALLIK | 559300 | 46103 | 605403 |
| | | DR. SUNIL KUMAR | 289500 | 19107 | 308607 |
| | | HWH | | | |
| | | DR BIKASH CHANDRA SAHA | 694800 | 141276 | 836076 |
| | | SAMIR KUMAR RAKSHIT | 405300 | 31266 | 436566 |
| | | JMP | | | |
| | | ALOKESH CHANDRA BISWAS | 147400 | 43148 | 190548 |
| | | DR RAJESH KUMAR SINHA | 354630 | 23132 | 377762 |
| | | DR SUBHASISH DAS | 187600 | 49982 | 237582 |
| | | DR. BHASKAR CHAKRABORTY | 154400 | 16212 | 170612 |
| | | DR. HIMANGSHU MONDAL | 490000 | 74422 | 564422 |
| | | DR. JAGAT KISHOR PRASAD | 1179140 | 250705 | 1429845 |
| | | DR. MRIDUL CHAKRABORTY | 314150 | 19564 | 333714 |
| | | KPA | | | |
| | | DR BIKASH CHANDRA SAHA | 482100 | 35874 | 517974 |
| | | DR. ANANDA DAS CHOUDHURY | 115800 | 16791 | 132591 |
| | | DR. ANUP SEN | 424200 | 28926 | 453126 |
| | | DR. GADADHAR MANDAL | 675100 | 65789 | 740889 |
| | | DR. INDRAJIT CHATTERJE | 689000 | 122400 | 811400 |
| | | DR. SASWATI DAS | 135100 | 43618 | 178718 |
| | | WH/Liluah | | | |
| | | AMITAVA DATTA | 255700 | 40574 | 296274 |
| | | DR INDIRA JHA | 135100 | 22967 | 158067 |

| Annexure – 1.18 | | | | | |
|--|-----------|--|---|---|---------------------------------------|
| Statement showing the details of doctors holding administrative post and withdrawing Non practicing allowance (NPA) | | | | | |
| (Para Ref: 1.9.3.4) | | | | | |
| Sl. No. | ZR | Name and Designation of Doctors | Amount of NPA paid to Doctors/Medical officers during the period (₹) | Amount of DA paid to Doctors/ Medical officers during the period (₹) | Total Amount (Col.4+Col.5) (₹) |
| 1 | 2 | 3 | 4 | 5 | 6 |
| 4 | ER | DR SUBHANKAR HOME | 13400 | 4556 | 17956 |
| | | DR.KRISHNA LAL DAS | 397000 | 30851 | 427851 |
| | | GOPA MAJUMDAR | 215500 | 50995 | 266495 |
| | | MLDT | | | |
| | | DR. TAPAN KUMAR MAITI | 236140 | 57836 | 293976 |
| | | TAPAS KUMAR MAJUMDAR | 636350 | 60828 | 697178 |
| | | SDAH | | | |
| | | DR ASHISH MUKHERJEE | 133999 | 42746 | 176745 |
| | | DR INDIRA JHA | 196200 | 53922 | 250122 |
| | | DR PARTHA SARATHI MITR | 2115410 | 336258 | 2451668 |
| | | DR.(MRS) GOPA SINHA | 366700 | 26634 | 393334 |
| | | SAMIR KUMAR RAKSHIT | 368800 | 59801 | 428601 |

| Annexure – 1.18 | | | | | |
|--|------------|--|---|---|---------------------------------------|
| Statement showing the details of doctors holding administrative post and withdrawing Non practicing allowance (NPA) | | | | | |
| (Para Ref: 1.9.3.4) | | | | | |
| Sl. No. | ZR | Name and Designation of Doctors | Amount of NPA paid to Doctors/Medical officers during the period (₹) | Amount of DA paid to Doctors/ Medical officers during the period (₹) | Total Amount (Col.4+Col.5) (₹) |
| 1 | 2 | 3 | 4 | 5 | 6 |
| 5 | NCR | | 11213660 | 1994813 | 13208473 |
| | | HQ | | | |
| | | DR ANAND TANDON | 556495 | 108242 | 664737 |
| | | DR RUPA KAPIL | 227800 | 74906 | 302706 |
| | | DR TULIKA MISHRA | 422920 | 148694 | 571614 |
| | | DR.SWAPNALI DUTTA | 1208740 | 210949 | 1419689 |
| | | JAGDEOPRASAD RAWAT | 40200 | 15812 | 56012 |
| | | PRAKASH MURMU | 2350425 | 426786 | 2777211 |
| | | RAJIV KAPOOR | 260630 | 18626 | 279256 |
| | | VINEET AGRAWAL | 880640 | 109431 | 990071 |
| | | PRYJ Division | 3389300 | 517341 | 3906641 |
| | | Dr. K L Rai Singhania | 1194240 | 179244 | 1373484 |
| | | Dr. Sumant Behl | 231600 | 48443 | 280043 |
| | | Dr.Neelima Srivastava | 398140 | 26733 | 424873 |
| | | DR.Pradip Kumar Sardar | 630400 | 81570 | 711970 |
| | | Dr.Rakesh Nigam | 644800 | 165119 | 809919 |
| | | Dr.Ravindra Prasad | 19300 | 2316 | 21616 |
| | | DR.Y S Ataria | 270820 | 13916 | 284736 |
| | | JHS Division | 853660 | 137987 | 991647 |
| | | Dr. Alok Srivasatava | 195460 | 10801 | 206261 |
| | | Dr. Rabindra Prasad | 214400 | 74504 | 288904 |
| | | Dr. Y.S.Ataria | 443800 | 52682 | 496482 |
| | | AGRA Division | 1022850 | 226039 | 1248889 |
| | | Dr. Ajay Shankar Prasad | 160800 | 51456 | 212256 |
| | | Dr. J P Upadhyay | 630450 | 135211 | 765661 |
| | | Dr. Ravindra Prasad | 231600 | 39372 | 270972 |

| Annexure – 1.18 | | | | | |
|--|--------|---------------------------------|--|--|--------------------------------|
| Statement showing the details of doctors holding administrative post and withdrawing Non practicing allowance (NPA) | | | | | |
| (Para Ref: 1.9.3.4) | | | | | |
| Sl. No. | ZR | Name and Designation of Doctors | Amount of NPA paid to Doctors/Medical officers during the period (₹) | Amount of DA paid to Doctors/ Medical officers during the period (₹) | Total Amount (Col.4+Col.5) (₹) |
| 1 | 2 | 3 | 4 | 5 | 6 |
| 6 | NER | NER | 12511225 | 3872312 | 16383537 |
| | | DRH BNZ | | | |
| | | Dr R C Lohani | 356144 | 35858 | 392002 |
| | | Dr Rajeev Saxena | 236320 | 10480 | 246800 |
| | | Dr Sanjay Srivastav | 1439250 | 88048 | 1527298 |
| | | PCMD | | | |
| | | Dr D K Singh | 1898086 | 315549 | 2213635 |
| | | Dr Rajeev Saxena | 289400 | 26851 | 316251 |
| | | Dr Shyam Sundar | 1161260 | 152707 | 1313967 |
| | | Dr U S Nag | 2102425 | 507864 | 2610289 |
| | | DRH/ IZN | | | |
| | | Dr. Bhadur Lal | 50142 | 16750 | 66892 |
| | | Dr. Bhupender Nath Chaudhary | 224858 | 48090 | 272948 |
| | | Dr.Arun Khunnu | 1046400 | 143888 | 1190288 |
| | | Dr.Dharam singh Nagniyal | 871700 | 96099 | 967799 |
| | | DRH/BSB | | | |
| | | Dr M S Naviyal | 1034600 | 2154032 | 3188632 |
| | | SDRH/Gnda | | | |
| | | Dr D K More | 1220900 | 132703 | 1353603 |
| | | Dr Laxmi Gunjiyal | 80800 | 13988 | 94788 |
| Dr Ramesh Chand | 498940 | 129405 | 628345 | | |
| 7 | NFR | | 14894592 | 2793550 | 17688142 |
| | | Dr.B.Sonowal | 149680 | 7858 | 157538 |
| | | Dr. N.Deka | 202960 | 10656 | 213616 |
| | | Dr. S.C.Rabha | 373480 | 19608 | 393088 |
| | | Dr.C.N.Jana | 264532 | 13887 | 278419 |

| Annexure – 1.18 Statement showing the details of doctors holding administrative post and withdrawing Non practicing allowance (NPA) (Para Ref: 1.9.3.4) | | | | | |
|---|----------|---------------------------------|--|--|--------------------------------|
| Sl. No. | ZR | Name and Designation of Doctors | Amount of NPA paid to Doctors/Medical officers during the period (₹) | Amount of DA paid to Doctors/ Medical officers during the period (₹) | Total Amount (Col.4+Col.5) (₹) |
| 1 | 2 | 3 | 4 | 5 | 6 |
| 7 | NFR | Dr.S.K.Deka | 155480 | 8163 | 163643 |
| | | Dr.P.Mahesheari | 202960 | 10656 | 213616 |
| | | Dr.B.Sonowal | 120600 | 9045 | 129645 |
| | | Dr. N.Deka | 231600 | 21423 | 253023 |
| | | Dr. S.C.Rabha | 457380 | 42307 | 499687 |
| | | Dr.C.N.Jana | 350220 | 32396 | 382616 |
| | | Dr.S.K.Deka | 160800 | 14874 | 175674 |
| | | Dr.P.Mahesheari | 231600 | 21423 | 253023 |
| | | Dr. N.Deka | 231600 | 31845 | 263445 |
| | | Dr. S.C.Rabha | 400800 | 55110 | 455910 |
| | | Dr.C.N.Jana | 360720 | 49599 | 410319 |
| | | Dr.S.K.Deka | 160800 | 22110 | 182910 |
| | | Dr.P.Mahesheari | 208000 | 28600 | 236600 |
| | | Dr. N.Deka | 148500 | 22440 | 170940 |
| | | Dr. S.C.Rabha | 327000 | 48781 | 375781 |
| | | Dr. C.N.Jana | 371460 | 55412 | 426872 |
| | | Dr.S.K.Deka | 89300 | 15180 | 104480 |
| | | Dr.P.Mahesheari | 160800 | 23987 | 184787 |
| | | Dr. S.C.Rabha | 250800 | 60405 | 311205 |
| | | Dr.C.N.Jana | 382620 | 92153 | 474773 |
| | | Dr.P.Mahesheari | 160800 | 38729 | 199529 |
| | | Dr.G.K.Chakraborty | 171000 | 39590 | 210590 |
| | | Dr. M.K.Choudhary | 2,68,920 | 23,571 | 292491 |
| | | Dr. M.K.Choudhary | 2,31,500 | 43,938 | 275438 |
| Dr. M.K.Choudhary | 1,73,700 | 54,625 | 228325 | | |
| Dr. B.K.Choudhary | 1,13,700 | 20,188 | 133888 | | |
| Dr. B.K.Choudhary | 4,00,800 | 80,750 | 481550 | | |
| Dr. B.K.Choudhary | 1,47,100 | 44,729 | 191829 | | |

| Annexure – 1.18 | | | | | |
|--|-----|---------------------------------|--|--|--------------------------------|
| Statement showing the details of doctors holding administrative post and withdrawing Non practicing allowance (NPA) | | | | | |
| (Para Ref: 1.9.3.4) | | | | | |
| Sl. No. | ZR | Name and Designation of Doctors | Amount of NPA paid to Doctors/Medical officers during the period (₹) | Amount of DA paid to Doctors/ Medical officers during the period (₹) | Total Amount (Col.4+Col.5) (₹) |
| 1 | 2 | 3 | 4 | 5 | 6 |
| 7 | NFR | Dr.M.B.Gangurde | 93,800 | 89,458 | 183258 |
| | | Dr. R.BHATTACHARJEE | 2,08,590 | 11,239 | 219829 |
| | | Dr. R.BHATTACHARJEE | 2,31,600 | 21,423 | 253023 |
| | | Dr. R.BHATTACHARJEE | 2,13,900 | 33,468 | 247368 |
| | | Dr. R.BHATTACHARJEE | 40,200 | 6,834 | 47034 |
| | | Dr. DOMA YONZOM | 67,000 | 11,390 | 78390 |
| | | Dr. M.K.MAZUMDER | 2,01,000 | 61,104 | 262104 |
| | | Dr. D.C.HOJAI | 2,61,120 | 14,182 | 275302 |
| | | Dr. D.C.HOJAI | 2,50,800 | 22,767 | 273567 |
| | | Dr. C.S.RAWAT | 2,08,000 | 35,746 | 243746 |
| | | Dr. C.S.RAWAT | 1,60,800 | 31,798 | 192598 |
| | | Dr. C.S.RAWAT | 1,60,800 | 49,848 | 210648 |
| | | Dr. N.K.YADAV | 2,09,970 | 8,685 | 218655 |
| | | Dr. N.K.YADAV | 2,31,600 | 20,844 | 252444 |
| | | Dr. AJOY ROY | 4,28,940 | 67,598 | 496538 |
| | | Dr. AJOY ROY | 3,30,800 | 55,744 | 386544 |
| | | Dr. SANJAY KUMAR RASTOGI | 13,400 | 2,278 | 15678 |
| | | Dr. HIMANSHU MMONDAL | 26,800 | 4,556 | 31356 |
| | | Dr. HIMANSHU MMONDAL | 1,60,800 | 44,220 | 205020 |
| | | Dr. S.K.DESHMUKHYA | 2,54,200 | 65,053 | 319253 |
| | | Dr.D.K.DAS | 2,02,760 | 56,687 | 259447 |
| | | Dr. S.K.DESHMUKHYA | 2,57,200 | 41,315 | 298515 |
| | | Dr.D.K.DAS | 2,31,600 | 41,166 | 272766 |
| | | Dr. S.K.DESHMUKHYA | 2,31,600 | 75,203 | 306803 |
| | | Dr.D.K.DAS | 2,12,300 | 81,938 | 294238 |

| Annexure – 1.18 Statement showing the details of doctors holding administrative post and withdrawing Non practicing allowance (NPA) (Para Ref: 1.9.3.4) | | | | | |
|---|---------|---------------------------------|--|--|--------------------------------|
| Sl. No. | ZR | Name and Designation of Doctors | Amount of NPA paid to Doctors/Medical officers during the period (₹) | Amount of DA paid to Doctors/ Medical officers during the period (₹) | Total Amount (Col.4+Col.5) (₹) |
| 1 | 2 | 3 | 4 | 5 | 6 |
| 7 | NFR | Dr. S.K.DESHMUKHYA | 1,73,700 | 60,563 | 234263 |
| | | Dr. SAJAL KANTI DAS | 95,700 | 20,187 | 115887 |
| | | Dr. SUBIR KUMAR CHAKRABORTY | 1,93,000 | 67,292 | 260292 |
| | | Dr. L.HAMAR | 77,520 | 13,178 | 90698 |
| | | Dr. SAJAL KANTI DAS | 2,04,700 | 53,438 | 258138 |
| | | Dr.DEBBARMA | 2,27,400 | 73,625 | 301025 |
| | | Dr. L.HAMAR | 1,16,280 | 19,767 | 136047 |
| | | Dr. SWAPNA DAIMARI | 1,73,700 | 1,10,438 | 284138 |
| | | Dr. BIDHAN CH.ROY | 2,54,200 | 23,980 | 278180 |
| | | Dr. BIDHAN CH.ROY | 2,50,800 | 42,750 | 293550 |
| | | Dr. BIDHAN CH.ROY | 2,31,600 | 78,375 | 309975 |
| | | Dr. BIDHAN CH.ROY | 1,84,400 | 80,750 | 265150 |
| | | Dr. BIDHAN CH.ROY | 1,60,800 | 1,30,625 | 291425 |
| | | 8 | NR | NR | 12590282 |
| HQ | 7157597 | | | 1222184 | 8379781 |
| Dr. Archan Gupta | 325977 | | | 21423 | 347400 |
| Dr. Asha Rani | 1183313 | | | 145107 | 1328420 |
| Dr. Deepak Saxena | 165015 | | | 27985 | 193000 |
| Dr. K.S. Patiyal | 32038 | | | 6562 | 38600 |
| Dr. N.K. Yadav | 188940 | | | 52260 | 241200 |
| Dr. O.P. Ananad | 215472 | | | 65928 | 281400 |
| Dr. P.S. Negi | 165015 | | | 27985 | 193000 |
| Dr. Puneet Gupta | 810076 | | | 197144 | 1007220 |
| Dr. R.K. Jain | 316833 | | | 21168 | 338001 |
| Dr. R.K. Pandey | 311006 | | | 100834 | 411840 |
| Dr. S. P. Chaudhry | 635436 | | | 44844 | 680280 |

| Annexure – 1.18 Statement showing the details of doctors holding administrative post and withdrawing Non practicing allowance (NPA) (Para Ref: 1.9.3.4) | | | | | |
|---|--------|---------------------------------|--|--|--------------------------------|
| Sl. No. | ZR | Name and Designation of Doctors | Amount of NPA paid to Doctors/Medical officers during the period (₹) | Amount of DA paid to Doctors/ Medical officers during the period (₹) | Total Amount (Col.4+Col.5) (₹) |
| 1 | 2 | 3 | 4 | 5 | 6 |
| 8 | NR | Dr. S.P. Chaudhry | 539125 | 163935 | 703060 |
| | | Dr. Shashi Bhushan | 1116787 | 137053 | 1253840 |
| | | Dr. Shikha Gautam | 604842 | 128378 | 733220 |
| | | Dr. Sugandha Raha | 45426 | 21574 | 67000 |
| | | DR. SUNIL KUMAR | 226326 | 14874 | 241200 |
| | | Dr. Vinay Kumar | 275970 | 45130 | 321100 |
| | | NRCH | | | |
| | | DR. A.K. Sharma | 129363 | 47537 | 176900 |
| | | Dr. Amita Jain | 203022 | 63378 | 266400 |
| | | Dr. Atul Gupta | 129363 | 47537 | 176900 |
| | | DR. M.B. Shankhwar | 672145 | 81755 | 753900 |
| | | Dr. Rajni Bhalla | 596823 | 133877 | 730700 |
| | | Dr. Rushama Tandon | 230748 | 90852 | 321600 |
| | | Dr. S.C. Khorwal | 319758 | 60842 | 380600 |
| | | Dr. Sanjay Joshi | 139413 | 50887 | 190300 |
| | | NRDH/DLI | | | |
| | | Dr. Man Singh | 541400 | 105062 | 646462 |
| | | Dr. Vinay Kumar | 449950 | 32916 | 482866 |
| | | NRDH/LKO | | | |
| | | Kumar Umesh | 156045 | 59719 | 215764 |
| | | Padam Singh Negi | 312335 | 26296 | 338631 |
| | | Vishwamohini Sinha | 473184 | 84521 | 557705 |
| | | NRDH/UMB | | | |
| | | Sh. C. S. Anand | 774100 | 79507 | 853607 |
| | | Sh. S. M. Sharma | 305036 | 69946 | 374982 |
| | | RCF/HSQ | | | |
| S.P.S Sachdeva | 897680 | 120198 | 1017878 | | |

| Annexure – 1.18 | | | | | |
|--|------------|-----------------------------------|--|--|--------------------------------|
| Statement showing the details of doctors holding administrative post and withdrawing Non practicing allowance (NPA) | | | | | |
| (Para Ref: 1.9.3.4) | | | | | |
| Sl. No. | ZR | Name and Designation of Doctors | Amount of NPA paid to Doctors/Medical officers during the period (₹) | Amount of DA paid to Doctors/ Medical officers during the period (₹) | Total Amount (Col.4+Col.5) (₹) |
| 1 | 2 | 3 | 4 | 5 | 6 |
| 8 | NR | EDH/RDSO | 1165608 | 370898 | 1536506 |
| | | Dr. Pitambar prasad (Re-engaged) | 107200 | 18224 | 125424 |
| | | Dr. Pitambar prasad (Re-engaged) | 93800 | 45024 | 138824 |
| | | Dr. S.K. Rastogi, | 655108 | 171907 | 827015 |
| | | Dr. S.K. Sinha | 53600 | 18224 | 71824 |
| | | Dr. Sangita Sagar, | 255900 | 117519 | 373419 |
| | | | 5002100 | 639537 | 5641637 |
| 9 | NWR | Central Hospital/Jaipur | | | |
| | | Dr. Ashok Kumar Sengar | 335000 | 24120 | 359120 |
| | | Dr. Gautam Bandyopadhyay | 787700 | 60096 | 847796 |
| | | Dr. Kailash Bihari Chholak | 542500 | 102167 | 644667 |
| | | Dr. Krishna Lal Das | 160800 | 27336 | 188136 |
| | | Dr. Laxmi Meena | 614100 | 134466 | 748566 |
| | | Dr. Madan Lal Choudhary | 77200 | 13124 | 90324 |
| | | Dr. P K Samanta Ray | 174200 | 45292 | 219492 |
| | | Dr. Poonam Sharma | 763500 | 51760 | 815260 |
| | | Dr. Pramod Kumar Mishra | 120600 | 20502 | 141102 |
| | | Dr. Satya Babu | 13400 | 4154 | 17554 |
| | | Dr. Sudhir Chandra Gupta | 154300 | 11573 | 165873 |
| | | Dr. Sudhir Chandra Gupta, CHD | 231300 | 8738 | 240038 |
| | | DRH/Ajmer | | | |
| | | Dr. P. C. Meena | 398800 | 83474 | 482274 |
| | | Dr. P.K.Mishra | 628700 | 52735 | 681435 |

| Annexure – 1.18 | | | | | |
|--|-------------|---------------------------------|--|--|--------------------------------|
| Statement showing the details of doctors holding administrative post and withdrawing Non practicing allowance (NPA) | | | | | |
| (Para Ref: 1.9.3.4) | | | | | |
| Sl. No. | ZR | Name and Designation of Doctors | Amount of NPA paid to Doctors/Medical officers during the period (₹) | Amount of DA paid to Doctors/ Medical officers during the period (₹) | Total Amount (Col.4+Col.5) (₹) |
| 1 | 2 | 3 | 4 | 5 | 6 |
| 10 | SCR | | 4981040 | 751009.6 | 5732049.6 |
| | | CH/LGD | | | |
| | | CK Venkateshwarlu | 308200 | 70484 | 378684 |
| | | Srikanth mahapatra | 173700 | 29529 | 203229 |
| | | TSR Murthy | 482500 | 41495 | 523995 |
| | | DRH/BZA | | | |
| | | M. Srilakshmi | 93800 | 30284 | 124084 |
| | | MD Nazeer Hussain | 194600 | 36834 | 231434 |
| | | NC Rao | 404900 | 27189 | 432089 |
| | | V Sathyanarayana | 405300 | 61567 | 466867 |
| | | DRH/GNT | | | |
| | | Ch Srinivasu | 2078040 | 332457.6 | 2410497.6 |
| | | PCMD | | | |
| | | KHK Dora | 308800 | 20844 | 329644 |
| | | Prasanna Kumar | 348400 | 75040 | 423440 |
| | | TJ Prakash | 182800 | 25286 | 208086 |
| 11 | SECR | | 2910122 | 396714 | 3306836 |
| | | CH/BSP | | | |
| | | Dr. A.K. Das | 528856 | 92830 | 621686 |
| | | Dr. G.K. Chakreaborty | 425887 | 71854 | 497741 |
| | | Dr. Pradeep Kr. Sardar | 219463 | 12550 | 232013 |
| | | DRH/R | | | |
| | | DR. BHOLESHWAR JAMKIAR/ACMS | 1173016 | 175877 | 1348893 |
| | | DR. BISWAJIT CHAKRABARTY | 562900 | 43603 | 606503 |

| Annexure – 1.18 | | | | | |
|--|----|---------------------------------|--|--|--------------------------------|
| Statement showing the details of doctors holding administrative post and withdrawing Non practicing allowance (NPA) | | | | | |
| (Para Ref: 1.9.3.4) | | | | | |
| Sl. No. | ZR | Name and Designation of Doctors | Amount of NPA paid to Doctors/Medical officers during the period (₹) | Amount of DA paid to Doctors/ Medical officers during the period (₹) | Total Amount (Col.4+Col.5) (₹) |
| 1 | 2 | 3 | 4 | 5 | 6 |
| 12 | SR | | 11487696 | 1600445 | 13088141 |
| | | CMS Office/MAS | | | |
| | | Dr.B.P.Nanda, | 386000 | 28950 | 414950 |
| | | Dr.Sobha Jasmines | 53600 | 17822 | 71422 |
| | | Dr.V.S.Shanthi | 242300 | 46819 | 289119 |
| | | CMS Office/MDU | | | |
| | | DR. M. NARASIMHAN | 107200 | 34438 | 141638 |
| | | Dr.G.Sahoo | 599610 | 53012 | 652622 |
| | | CMS Office/PGT | | | |
| | | Dr. V. Kala Rani | 1065800 | 144715 | 1210515 |
| | | PCMD Office/GOC | 1063730 | 144716 | 1208446 |
| | | Dr.R.Soundar Rajan, | 1063730 | 144716 | 1208446 |
| | | PCMD Office/MAS | | | |
| | | Dr.Anil Thomas | 28370 | 1134 | 29504 |
| | | Dr.B.P.Nanda | 224600 | 34322 | 258922 |
| | | Dr.B.S.Varaprasad | 127950 | 11609 | 139559 |
| | | Dr.K.Jeyamohan | 278400 | 14991 | 293391 |
| | | Dr.K.Munikannaiah | 355450 | 20443 | 375893 |
| | | Dr.Kunjunjamma George | 914400 | 145634 | 1060034 |
| | | Dr.P.Anandan | 2105436 | 336966 | 2442402 |
| | | Dr.Perumal.U.K | 107200 | 34438 | 141638 |
| | | Dr.Prasanna Kumar | 402970 | 28087 | 431057 |
| | | Dr.Rani Riaz | 234800 | 41792 | 276592 |
| | | Dr.V.Nagaprasunamba | 53600 | 17822 | 71422 |
| | | Dr.V.Nirmala Devi | 67000 | 15142 | 82142 |
| | | Dr.V.Nirmala Devi | 160800 | 27336 | 188136 |
| | | RH/PER | | | |
| | | Dr.C.V.N.Murthy | 201000 | 52260 | 253260 |

| Annexure – 1.18 Statement showing the details of doctors holding administrative post and withdrawing Non practicing allowance (NPA) (Para Ref: 1.9.3.4) | | | | | |
|---|--------|---------------------------------|--|--|--------------------------------|
| Sl. No. | ZR | Name and Designation of Doctors | Amount of NPA paid to Doctors/Medical officers during the period (₹) | Amount of DA paid to Doctors/ Medical officers during the period (₹) | Total Amount (Col.4+Col.5) (₹) |
| 1 | 2 | 3 | 4 | 5 | 6 |
| 12 | SR | Dr.V.Nirmala Devi | 714750 | 67791 | 782541 |
| | | ICF Hospital | | | |
| | | Dr.Debatosh Mitra | 929000 | 135490 | 1064490 |
| | | | 10086748 | 1545487 | 11632235 |
| 13 | SWR | CH/UBL | | | |
| | | G.S.Ramachandra | 212300 | 36091 | 248391 |
| | | I B Mujahid | 173700 | 20651 | 194351 |
| | | M N Ramakanth | 385600 | 25452 | 411052 |
| | | M Ravidran | 340400 | 75958 | 416358 |
| | | CMD / O/ UBL | | | |
| | | B.T. Krishna Reddy | 1724010 | 243055 | 1967065 |
| | | B.Usha Rani | 93800 | 30284 | 124084 |
| | | Bheemrao S. Wadika | 1323188 | 218391 | 1541579 |
| | | H. Pradeep Kumar | 233830 | 16516 | 250346 |
| | | Hemant Kumar | 57900 | 6948 | 64848 |
| | | Shobha Jagannath | 435300 | 75877 | 511177 |
| | | Sidappa Dindwar | 561340 | 140222 | 701562 |
| | | Vilas Gunda | 702040 | 99000 | 801040 |
| | | CMS / O/ UBL | | | |
| | | C M Ravi | 508230 | 104489 | 612719 |
| | | P Venkatram | 366300 | 23715 | 390015 |
| | | RH /MYS | 1064860 | 150131 | 1214991 |
| | | G.S.Ramachandra | 334500 | 74955 | 409455 |
| | | Meera Patil | 730360 | 75176 | 805536 |
| RH /SBC | | | | | |
| G.S.Ramachandra | 19300 | 3281 | 22581 | | |
| Meera Patil | 214400 | 43952 | 258352 | | |

| Annexure – 1.18 | | | | | |
|--|------------------|---------------------------------|--|--|--------------------------------|
| Statement showing the details of doctors holding administrative post and withdrawing Non practicing allowance (NPA) | | | | | |
| (Para Ref: 1.9.3.4) | | | | | |
| Sl. No. | ZR | Name and Designation of Doctors | Amount of NPA paid to Doctors/Medical officers during the period (₹) | Amount of DA paid to Doctors/ Medical officers during the period (₹) | Total Amount (Col.4+Col.5) (₹) |
| 1 | 2 | 3 | 4 | 5 | 6 |
| 13 | SWR | Ravindran M | 668350 | 73206 | 741556 |
| | | Shobha Jagannath | 67000 | 21775 | 88775 |
| | | RH/RWF/YNK | 934900 | 136493 | 1071393 |
| | | Dr S.G..MADWESH | 934900 | 136493 | 1071393 |
| | | | 8542887 | 1350087.8 | 9892974.8 |
| 14 | WCR | | | | |
| | CMS/JBP/BPL/Kota | Dr. Asha Chamania | 289420 | 28172.8 | 317592.8 |
| | | Dr. B.C.S. Rao | 107200 | 30284 | 137484 |
| | | Dr. Neeraj varma | 240812 | 14831 | 255643 |
| | | Dr. R.N. Mishra | 1211036 | 256289 | 1467325 |
| | | Dr. Ram Swaroom meena | 50000 | 2500 | 52500 |
| | | DRH/BPL | | | |
| | | Dr. Asha Chimaniya | 805400 | 114941 | 920341 |
| | | Dr. S.K. RAI | 115800 | 9264 | 125064 |
| | | DRH/KOTA | | | |
| | | Dr. Anil Upadhyay | 77100 | 4369 | 81469 |
| | | Dr. Ashish Mukharjee | 681103 | 91084 | 772187 |
| | | Dr. Bridhi Chandra Bara | 89250 | 4463 | 93713 |
| | | Dr. S.K. Sinha | 151700 | 45531 | 197231 |
| | | PCMD | | | |
| | | Dr. Ashutosh Garg | 1990368 | 323281 | 2313649 |
| | | Dr. H K Shrivastava | 964718 | 134937 | 1099655 |
| | | Dr. Seema Mehra | 1768980 | 290141 | 2059121 |

| Annexure – 1.18 Statement showing the details of doctors holding administrative post and withdrawing Non practicing allowance (NPA) (Para Ref: 1.9.3.4) | | | | | |
|---|----|---------------------------------|--|--|--------------------------------|
| Sl. No. | ZR | Name and Designation of Doctors | Amount of NPA paid to Doctors/Medical officers during the period (₹) | Amount of DA paid to Doctors/ Medical officers during the period (₹) | Total Amount (Col.4+Col.5) (₹) |
| 1 | 2 | 3 | 4 | 5 | 6 |
| 15 | WR | | 12242512 | 15924984 | 28167496 |
| | | DRH RTM | | | |
| | | DR ASHOK KUMAR MALAVIYA | 986900 | 123672 | 1110572 |
| | | DR. AVADESH AWASTI | 59500 | 16490 | 75990 |
| | | DRH/PRTN | | | |
| | | Brahma Prakash | 993800 | 1253894 | 2247694 |
| | | Krishna Kumar | 190300 | 762375 | 952675 |
| | | Hqrs/CCG. | | | |
| | | Bharat R.Dhareshwar | 364070 | 286126 | 650196 |
| | | Chandrakant Patel | 1692100 | 1722408 | 3414508 |
| | | Chhatar Singh Anand | 160800 | 762375 | 923175 |
| | | G. Sahu | 93800 | 282625 | 376425 |
| | | Indraneil V. Bhattachary | 978600 | 1660125 | 2638725 |
| | | Kishore Tiwari | 463200 | 897750 | 1360950 |
| | | Mahua Halder | 511680 | 356144 | 867824 |
| | | Meena Sekar | 1136500 | 2016269 | 3152769 |
| | | Nisha Singh | 461760 | 743094 | 1204854 |
| | | Ramesh J Kumar | 400800 | 232750 | 633550 |
| | | Sandeep Kr. Mitra | 511680 | 356144 | 867824 |
| | | Vilas Gunda | 190300 | 413250 | 603550 |
| | | JRH/MMCT | | | |
| | | Hafeezunissa R | 821700 | 1892875 | 2714575 |
| | | Hemant Kumar | 505000 | 356144 | 861144 |
| | | RTM/DHD WORKSHOP | | | |
| | | Dr.Brahma Prakash | 140096 | 30810 | 170906 |
| | | Dr.Deepak P. Varma | 651340 | 57203 | 708543 |
| | | T.S.Malathi | 41986 | 13364 | 55350 |

| Annexure – 1.18 Statement showing the details of doctors holding administrative post and withdrawing Non practicing allowance (NPA) (Para Ref: 1.9.3.4) | | | | | |
|---|-----|---------------------------------|--|--|--------------------------------|
| Sl. No. | ZR | Name and Designation of Doctors | Amount of NPA paid to Doctors/Medical officers during the period (₹) | Amount of DA paid to Doctors/ Medical officers during the period (₹) | Total Amount (Col.4+Col.5) (₹) |
| 1 | 2 | 3 | 4 | 5 | 6 |
| 15 | WR | SDRH Valsad | | | |
| | | Dr. Mohua Halder | 886600 | 1689097 | 2575697 |
| 16 | RPU | RPU | 2274500 | 171951 | 2446451 |
| | | BLW | | | |
| | | Dr. Devesh Kumar | 150100 | | 150100 |
| | | Dr. Gyanendra Mohan | 38600 | | 38600 |
| | | Dr. Pitambar Prasad | 115800 | | 115800 |
| | | Dr. Shankar Singh | 135100 | | 135100 |
| | | Dr. Sujit Mallick | 242300 | | 242300 |
| | | KGH, CLW | | | |
| | | Dr. Abhijit Santra | 212300 | | 212300 |
| | | Dr. R.K.Mukherjee | 160800 | | 160800 |
| | | MR | | | |
| | | Dr. Mihir Kumar Choudhury | 785800 | 72167 | 857967 |
| | | Dr.Amitava Dutta | 366700 | 88394 | 455094 |
| | | Mihir Kumar Choudhury | 67000 | 11390 | 78390 |
| Grand Total | | | 151472358.00 | 39526998.60 | 190999356.60 |

| Annexure – 1.19 | | | | |
|---|---|-------------------------------------|---|---|
| Statement of Substandard Medicines during 2017-18 to 2021-22 | | | | |
| (Para Ref: 1.9.3.5) | | | | |
| SI No | Name of the Hospitals where sub-standard medicine was supplied | | Name of the hospital where sub-standard medicines supplied by the firm have not been replaced. | ZRs were not adopted a mechanism to curb blacklisted firms of supplying defaulted drugs. |
| | Name of the Hospitals where sub-standard medicine was supplied | No. of sub-standard medicine | | |
| 1 | 2 | 3 | 4 | 5 |
| 1 | CR | 18 | CR | CR |
| | Central Hospital Byculla | 16 | Divisional Hospital Kalyan | ECoR |
| | Divisional Hospital Kalyan | 2 | | ECR |
| | | | | ER |
| 4 | ER | 23 | ER | NCR |
| | SDRH- Andal | 4 | B. R. Singh Hospital | NER |
| | Divisional Railway Hospital/HWH | 12 | DRH/HWH | NFR |
| | B. R. Singh Hospital, SDAH | 7 | | NR |
| | | | | NWR |
| 6 | NER | 5 | NER | SCR |
| | LNMRH Gorakhpur | 4 | Div. Hospital/ IZN | SECR |
| | DRH Izatnagar | 1 | | SER |
| | | | | SR |
| 7 | NFR | 20 | NFR | SWR |
| | CH/Maligaon | 11 | SDRH/NJP | WCR |
| | SDRH/NJP | 9 | | WR |
| | | | | RPU |
| 8 | NR | 3 | | |
| | NRCH/Delhi | 1 | | |
| | RDSO/LKO | 2 | | |

| Annexure – 1.19 | | | | |
|---|---|-------------------------------------|---|---|
| Statement of Substandard Medicines during 2017-18 to 2021-22 | | | | |
| (Para Ref: 1.9.3.5) | | | | |
| SI No | Name of the Hospitals where sub-standard medicine was supplied | | Name of the hospital where sub-standard medicines supplied by the firm have not been replaced. | ZRs were not adopted a mechanism to curb blacklisted firms of supplying defaulted drugs. |
| | Name of the Hospitals where sub-standard medicine was supplied | No. of sub-standard medicine | | |
| 1 | 2 | 3 | 4 | 5 |
| 9 | NWR | 0 | NA | NA |
| 10 | SCR | 7 | | |
| | SDH/RYPs | 1 | NA | NA |
| | CH/LGD | 6 | NA | NA |
| 11 | SECR | 0 | NA | NA |
| 12 | SER | 13 | | |
| | DRH/Kharagpur | 11 | NA | NA |
| | CH/GRC | 2 | NA | NA |
| 13 | SR | 4 | SR | |
| | Railway Hospital/Perambur | 1 | Railway Hospital/Perambur | NA |
| | Divisional Hospital/Palakkad | 1 | NA | NA |
| | Divisional Hospital/Ponmalai | 1 | NA | NA |
| | Railway Hospital/Integral Coach Factory/Perambur | 1 | NA | NA |

| Annexure – 1.19 | | | | |
|---|---|-------------------------------------|---|---|
| Statement of Substandard Medicines during 2017-18 to 2021-22 | | | | |
| (Para Ref: 1.9.3.5) | | | | |
| SI No | Name of the Hospitals where sub-standard medicine was supplied | | Name of the hospital where sub-standard medicines supplied by the firm have not been replaced. | ZRs were not adopted a mechanism to curb blacklisted firms of supplying defaulted drugs. |
| | Name of the Hospitals where sub-standard medicine was supplied | No. of sub-standard medicine | | |
| 1 | 2 | 3 | 4 | 5 |
| 14 | SWR | 0 | NA | NA |
| 15 | WCR | 1 | | |
| | DRH/ BPL | 1 | NA | NA |
| 16 | WR | 6 | | |
| | DRH/RTM | 1 | NA | NA |
| | Workshop Dahod | 1 | NA | NA |
| | JRH/MMCT | 1 | NA | NA |
| | DRH/PRTN/BRC | 3 | NA | NA |
| 17 | RPU | 15 | | |
| | CH/BLW/Varanasi | 2 | NA | NA |
| | KG Hospital,/CLW | 3 | NA | NA |
| | TSMH | 10 | NA | NA |

| Annexure – 1.20 Statement of medicine lying surplus and their disposal (Reference Paragraph:1.9.3.6) | | | | | | |
|---|-------------------------------------|-----------------|---|-------------------------------------|---|---|
| Sl. No | Position of Surplus medicines | | | Position of Expired medicines | | |
| | Name of Hospital | No. of Medicine | Cost of the medicines (Figures in '000) | Name of Hospital | No. of Medicines was unattended till expiry of their shelf life | Cost of the surplus medicines (Figures in '000) |
| 1 | 2 | 3 | 4 | 5 | 6 | 7 |
| 1 | CR | | | CR | | |
| | Mumbai - Divisional Hospital Kalyan | 52 | 2852 | Mumbai - Divisional Hospital Kalyan | 1 | 63 |
| | Zonal - Central Hospital Byculla | 428 | 750 | | 0 | 0 |
| 2 | ECoR | | | ECoR | 0 | 0 |
| | CH/MCS | 0 | 0 | 0 | 0 | 0 |
| | DRH/WAT | 0 | 0 | | 0 | 0 |
| 3 | ECR | | | ECR | | |
| | DRH/ DANAPUR | 132 | 1434.668 | DRH/ DANAPUR | 1 | 33.5 |
| 4 | ER | | | ER | 0 | 0 |
| | B. R. Singh Hospital, SDAH | 25 | 1488 | – | NIL | NIL |
| | Divisional Railway Hospital HWH | 80 | 5970 | NA | NA | NA |

| Annexure – 1.20 Statement of medicine lying surplus and their disposal (Reference Paragraph:1.9.3.6) | | | | | | |
|---|-------------------------------|-----------------|---|-------------------------------|---|---|
| Sl. No | Position of Surplus medicines | | | Position of Expired medicines | | |
| | Name of Hospital | No. of Medicine | Cost of the medicines (Figures in '000) | Name of Hospital | No. of Medicines was unattended till expiry of their shelf life | Cost of the surplus medicines (Figures in '000) |
| 1 | 2 | 3 | 4 | 5 | 6 | 7 |
| 5 | NCR | | | NCR | | |
| | Central Hospital | 63 | 4375 | Central Hospital | 4 | 125 |
| | DRH, AGRA | 88 | 1208.873 | | - | - |
| | SDH, CNB | 35 | 349 | | - | - |
| 6 | NER | | | NER | | |
| | DRH/IZN | 154 | 568.188 | DRH/IZN | 3 | 198.159 |
| | LNM RH GKP | 324 | 5186.075 | LNM RH GKP | 2 | 480.38 |
| | SDRH Gonda | 0 | 0 | SDRH Gonda | 17 | 28.56 |
| 7 | NFR | | | NFR | | |
| | CH/MLG | 72 | 3061 | CH/MLG | 10 | 311 |
| | DRH/KIR | 49 | 453 | DRH/KIR | 13 | 274 |
| | DRH/LMG | 20 | 511 | SDRH/BPB | 6 | 23 |
| | SDRH/BPB | 29 | 530 | SDRH/NJP | 3 | 127 |
| | SDRH/NJP | 113 | 505 | | | |

| Annexure – 1.20 Statement of medicine lying surplus and their disposal (Reference Paragraph:1.9.3.6) | | | | | | |
|---|-------------------------------|-----------------|---|-------------------------------|---|---|
| Sl. No | Position of Surplus medicines | | | Position of Expired medicines | | |
| | Name of Hospital | No. of Medicine | Cost of the medicines (Figures in '000) | Name of Hospital | No. of Medicines was unattended till expiry of their shelf life | Cost of the surplus medicines (Figures in '000) |
| 1 | 2 | 3 | 4 | 5 | 6 | 7 |
| 8 | NR | | | NR | | |
| | NRCH | 153 | 2577 | NRCH | 21 | 326 |
| | NRDH/DLI | 5 | 302 | NRDH/LKO | 6 | 198 |
| | NRDH/LKO | 308 | 5115 | | | |
| | RCF/HSQ | 303 | 4949 | | | |
| | RDSO | 218 | 1340 | | | |
| 9 | NWR | | | NWR | | |
| | Central Hospital/Jaipur | 90 | 4439 | | | |
| | DRH/Ajmer | 87 | | DRH/Ajmer | 11 | 211 |
| 10 | SCR | 0 | 0 | SCR | 0 | 0 |
| | 0 | | | 0 | | |
| 11 | SECR | | | SECR | | |
| | CH/Raipur | 209 | 652 | CH/Raipur | 55 | 229 |
| | DRH/Raipur | 1174 | 5649 | | | |
| 12 | SER | | | SER | | |
| | DRH/KGP | 2 | 224 | DRH/KGP | 2 | 224 |

| Annexure – 1.20 Statement of medicine lying surplus and their disposal (Reference Paragraph:1.9.3.6) | | | | | | |
|---|---------------------------------------|-----------------|---|---------------------------------------|---|---|
| Sl. No | Position of Surplus medicines | | | Position of Expired medicines | | |
| | Name of Hospital | No. of Medicine | Cost of the medicines (Figures in '000) | Name of Hospital | No. of Medicines was unattended till expiry of their shelf life | Cost of the surplus medicines (Figures in '000) |
| 1 | 2 | 3 | 4 | 5 | 6 | 7 |
| 13 | SR | | | SR | | |
| | Divisional Hospital/Palakkad | 4 | 50 | Divisional Hospital/Palakkad | 4 | 50 |
| | Divisional Hospital/Ponmalai | 48 | 722 | Railway Hospital/Perambur | 1 | 4 |
| | Health Unit/Tambaram | 25 | 147 | | | |
| | Railway Hospital/Perambur | 33 | 2376 | | | |
| 14 | SWR | | | SWR | 0 | 0 |
| | RH/MYS | 2 | 582 | 0 | 0 | 0 |
| 15 | WCR | | | WCR | | |
| | CH JABALPUR | 8 | 61.87 | CH JABALPUR | 8 | 61.87 |
| | DRH BHOPAL | 101 | 1199.565 | DRH BHOPAL | 1 | 37.09 |
| | SDRH BINA | 51 | 217.81 | | | |
| 16 | WR | | | WR | | |
| | DRH RTM | 1240 | 9669.029 | | | |
| | Jagjivan Ram Western Railway Hospital | 1 | 1465.17 | DRH PRTN | 88 | 316.40947 |
| | RTM/DHD WORKSHOP | 736 | 3151.73 | Jagjivan Ram Western Railway Hospital | 532 | 793.76 |
| | | | | Sub-Divisional Hospital, Valsad | 1 | 97.44 |
| 17 | RPU | | | RPU | | |
| | Central Hospital, BLW | | | Central Hospital, BLW | 54 | 108 |
| | TSMH/Metro | 92 | 662 | TSMH/Metro | 91 | 543 |

Annexure- 2.1
List of Sample selection done by all Railways
(Reference Paragraph: 2.4)

| | | WCR | CR | ER | ECR | ECoR | NR | NCR | NER | NFR | NWR | SR | SCR | SER | SECR | SWR | WR | Total |
|--------------------|---|------------------|-------------------------------------|-------------------|--|------------------------------|--|-------------------------|---------------------------|---|-------------------------|---|---|----------------------------------|--------------------------|-----------------------------|--|-------|
| <i>Description</i> | <i>Criteria for selection of units</i> | 1 | 2 | 3 | 4 | 5 | 6 | 7 | 8 | 9 | 10 | 11 | 12 | 13 | 14 | 15 | 16 | 17 |
| Divisions | 50 per cent divisions of maximum earnings | 1. JBP 2. BPL | 1. Mumbai 2. Bhusawal 3. Pune | 1. SDAH 2. HWH | 1. Danapur 2. Sonpur 3. Samastipur | 1. Khurda road 2. Waltair | 1. Delhi 2. Ferozepur 3. Moradabad | 1. Prayagraj 2. Agra | 1. Varanasi 2. Lucknow | 1. Lumding 2. Tinsukia 3. Katihar | 1. Bikaner 2. Jaipur | 1. Chennai 2. Trivandrum 3. Salem | 1. Secunderabad 2. Vijayawada 3. Guntakal | 1. Kharagpur 2. Chakradharpur | 1. Bilaspur 2. Raipur | 1. Bengaluru 2. Hubballi | 1. Mumbai Central 2. Ahmedabad 3. Ratlam | 39 |

Annexure- 2.1
List of Sample selection done by all Railways
(Reference Paragraph: 2.4)

| | | WCR | CR | ER | ECR | ECoR | NR | NCR | NER | NFR | NWR | SR | SCR | SER | SECR | SWR | WR | Total |
|--|---|---|---|---|---|---|---|---|--|--|--|---|---|---|--|---|--|-------|
| Descriptio n | Criteria for selection of units | 1 | 2 | 3 | 4 | 5 | 6 | 7 | 8 | 9 | 10 | 11 | 12 | 13 | 14 | 15 | 16 | 17 |
| Stations to be selected | 50 per cent Parcel stations subject to minimum 7 stations on each division where all the sample criteria being fulfilled. | 1. JBP Divn 1.JBP (L) Rewa (L) 3.KTE 4.KMZ 5.KTE S 6. DMO 7. SGO 8. STA 9. KY 2. BPL Divn 1. BPL(L) 2. RKMP (L) 3. ET 4.BINA 5.GUN A 6 .MDD P 7.SHR N 3.KOTA (L) | 1. Mumbai Divn 1. CSMT 2. LTT 3. KYN 4. Wadibund ar 5. Bhivandi Road 6. Dadar 7. Panvel 2. BSL Divn 1. Nasik Road 2. Jalgaon 3.BSL 4. MMR 5. Devlali 6.KNW 7. AMI 8.Akola 3. Pune Divn 1.Pune 2. Miraj 3. Kolhapur 1. Sealdah 2. Kolkata 3. Naihati | 1. HWH divn 1. Howrah 2. Barddhaman 3. Bandel 4. Srirampur 5. Azimganj 6. Rampurhat 7. Tarakeswar 8. Nalhati 9. Bolpur 10. Katwa 2. SDAH Divn. 1. Sealdah 2. Kolkata 3. Naihati | 1. DNR Divn 1.JAJ 2.KIUL 3. RJPB 4. DNR 5. PPTA 6. PNBE 7. RGD 2.SPJ Divn 1.SPJ 2.DBG 3.JYG 4.NKE 5. SMI 6.RXL 7.SHC 3. SEE Divn 1. SEE 2. HJP 3. MFP 4. BJU 5. KGG 6. NNA 7. MNE | 1.KUR 1. KUR 2. BBS 3. CTC 4. PURI 5. BAM 6. PSA 7. TLHR 2. WAT Divi. 1 VSKP 2. VZM 3. RGDA 4. CHE 5. JDB 6. PVP 7. KRPU | 1. FZR Divn 1. SVDK 2. UHP 3. JAT 4. ASR 5. JUC 6. LDH 7. FZR 2. MB Divn 1. DDN 2. YNRK 3. HW 4. LRJ 5. MB 6. RMU 7. BE 3. Delhi Divn 1. MTC 2. DEE 3. DLI 4. NDLS 5. NZM 6. PTNR 7. ANVT | 1. PRYJ Divn 1. CNB 2. PRYJ 3. CPA 4.ALJN 5. MNQ 6. ETW 7. MZP 2. AGRA Divn 1. AGC 2. AF 3. MTJ 4. AH 5. DHO | 1). Varanasi Div. 1. Prayagraj 2. Rambagh 3. Azamgarh 4. Varanasi City 5. Balia 6. Banaras 7. Chhapra Jn. 8. Mau 9. Gajipur City 2). Lucknow Div. 1. Gorakhpur, 2. Basti 3. Gonda 4. Burhwal 5. Aishbag 6. Lucknow 7. Sitapur | LMG DIV 1. GHY 2. KYQ 3. LMG 4. LKA 5. DMV 6. BPB 7. SCL 8. DMR 9. AGTL 10 BRLF 11. HJI 12. KXJ TSK DIVN 1. DBRT 2. DBRG 3. NTSK 4. LEDO 5. NHK 6. MXN 7. JTTN KIR DIVN 1. NJP 2. KIR 3. SGUJ 4. JPG 5. KNE 6. MLFC 7. RNI 8. PRNA 9. JBN 10 BOE RNY DIVISION 01.AZARA(PCET) | 1. BKN Divn 1. BKN 2. HSR 3. BNW 4. LGH 5. RTGH 6. CUR 7.SDLP 8. SGNR 2. JP Divn 1. JP 2. RE 3. AWR 4. SIKR | 1. MAS Divn 1. MS 2. AJJ 3. MAS 4. JTJ 5. KPD 6. RPM 7. TBM 2. TVC Divn 1. KCVL 2. TVC 3. NCJ 4. CAPE 5. AWY 6. ERS 7. ALLP 3. SA Divn 1. SA 2. ED 3. TUP 4. CBE 5. PTJ 6. MTP 7. KRR | 1. SC Divn 1. SC 2. LPJL 3. HYB 4. BIDAR 5. WL 6. MLY 7. KMT 2. BZA Divn 1. BZA 2. TDD 3. NZD 4. RJY 5. EE 6. NLR 7. SLO 3. GTL Divn 1. RU 2. GTL 3. TPTY 4. AD 5. BMH 6. ATP 7. HX | 1. KGP Divn 1. KGP 2. MCA 3. PKU 2. CKP Divn 1. TATA 2. CKP 3. ROU 4. JSG 5. BBN | 1. BSP Divn 1. BSP 2. RIG 3. USL 4. CPH 5. KRBA 6. SDL 7. APR 2.R Divn 1.R 2. DURG | 1.SBC Divn 1.SBC 2.YPR 3.BNC 4.SSPN 5.YNK 6.HSRA 7.NMGA 8.SGWF 9.RMGM 10. BAND 2.UBL Divn 1.VSG 2.UBL 3.BLGM 4.BJP 5.BAY 6.HPT 7.GDG 8.BGK | 1. Mumbai Central 1. MMCT 2. DDR 3. BDTS 4. VDI 5. VAPI 6. BL 7. UDN 8. ST 9. NDB 2. Ahmedabad 1. ADI 2. MSH 3. PNU 4. GIMB 5. BHUJ 3. Ratlam 1. RTM 2. INDB 3. UJN 4. DWX 5. NAD 6. MDS 7. DADN | 251 |

Annexure- 2.1
List of Sample selection done by all Railways
(Reference Paragraph: 2.4)

| | | WCR | CR | ER | ECR | ECoR | NR | NCR | NER | NFR | NWR | SR | SCR | SER | SECR | SWR | WR | Total |
|--|--|----------------------|---|---|-------------------------------------|--|--|---|---|---|--|--------------------------------------|------------------------------------|---|---|----------------------------------|-------------------------------------|-------|
| Descriptio n | Criteria for selection of units | 1 | 2 | 3 | 4 | 5 | 6 | 7 | 8 | 9 | 10 | 11 | 12 | 13 | 14 | 15 | 16 | 17 |
| Number of trains to be selected | 25 per cent Mail /Express / Passenger trains in which leased SLR /VPs agreement has been executed on selected Division. | 1.JBP-06 2.BPL-04 | 1. Mumbai-14 2. BSL-01 3. Pune-03 | 1. SDAH 1. 12325 2. 12319 3. 13165 4. 12377 5. 13141 6. 12525 7. 13147 8. 12987 9. 12383 10. 13161 11. 13169 12. 13155 2. HWH 1. 13071 2. 13009 3. 12938 4. 53041 5. 13025 6. 13019 7. 12369 8. 12321 9. 13015 10. 12351 11. 15959 | 1. DNR-03 2. SPJ-01 3. SEE-02 | KUR-3 (22859,12815,17015) WAT-2 (12727,20807) | 1. 11078 2. 12318 3. 12138 4. 12332 5. 12356 6. 12358 7. 12472 8. 19020 9. 18478 10. 12558 11. 12816 12. 12420 13. 14553 14. 12954 15. 12425 16. 12264 17. 12002 18. 12424 19. 20818 20. 14004 21. 12554 22. 12708 23. 12004 24. 14041 25. 12226 26. 22995 27. 12626 28. 12270 29. 12382 30. 12418 31. 12560 32. 12314 33. 12416 34. 11078 35. 12138 | 1) PRYJ-02 1. 11124 2. 12403 AGRA-02 1. 12178 2. 12547 | 1. Varanasi-4 (12559,12334, 11072, 12168) 2. Lucknow-4 (12533, 12229, 19040/38, 15050) | 1. LMG 1. 12346 2. 15613 3. 12514 4. 15603 5. 15611 6. 20501 2. TSK 1. 15909 2. 22504 3. 15933 3. KIR 1. 13034 2. 12378 | 1. BKN-03 1. 22308 2. 14724 3. 12556 2) JP-04 1. (PCET AWR) 2. 12956 3. 19713 4. 19709 | 1) MAS - 07 2) TVC-08 3) SA-02 | 1. SC-09 2. BZA-05 3. GTL-03 | 1. KGP Divn 1. 12102 2. 12130 3. 12663 4. 12773 5. 12813 6. 12837 7. 12841 8. 12860 9. 12871 10. 12950 11. 15721 12. 22807 13. 22813 14. 22857 2. CKP Divn 1. 12814 | BSP Divn 1. 12252 BSP-YPR, 2. 18237 BSP-ASR 3. 18234 BSP-INDB 4. 12851 BSP-MAS R Divn 1. 18215 DURG- JAT 2. 15160 DURG- CPR 3. 12823 DURG- NZM | 1.Bengaluru-13 2. Hubballi-01 | 1. MMCT-12 2. ADI-13 3. RTM-6 | 225 |

| Annexure- 2.1 List of Sample selection done by all Railways (Reference Paragraph: 2.4) | | | | | | | | | | | | | | | | | | |
|--|---|--|---|---|---|----------------------------------|--|---|--|--|---|--|---|--------------------------------------|--|---|--|-------|
| | | WCR | CR | ER | ECR | ECoR | NR | NCR | NER | NFR | NWR | SR | SCR | SER | SECR | SWR | WR | Total |
| Descriptio n | Criteria for selection of units | 1 | 2 | 3 | 4 | 5 | 6 | 7 | 8 | 9 | 10 | 11 | 12 | 13 | 14 | 15 | 16 | 17 |
| Number of trains to be Inspected | 10 per cent of total Terminatin g trains on Division or Maximum 5 trains | 1)JBP- 1.1242 8 ANVT- REWA 2. 12190 NZM- JBP 3. 11463 SMTH- JBP 2)BPL - 1.1215 6 NZM- RKMP 2.1218 6 REWA - RKMP | 1) Mumbai- 05 1. 12138 2. 12290 3. 18519 4.12860 5.12168 2) BSL-01 1. 12111 3) Pune- 01 1. 12130 | 1. SDAH 1. 13152 2. 12988 3. 13186 2. HWH 1. 12372 2. 12332 3. 13020 | 1) DNR-03 1. 12741 2. 12394 3. 12141 2) SPJ-01 1. 15233 2. 12578 3. 15560 3) SEE-01 1. 12558 | KUR-1 11020 WAT-1 12861 | 1. 11078 2. 12318 3. 12138 4. 18478 5. 12954 6. 12425 7. 14004 8. 12418 9. 12314 | 1. PRYJ- 01 1. 12418 2. AGRA - 01 1. 12548 | 1. Varanasi 1. 12560 (NDLS- BSBS) 2. Lucknow 1. 20103 2. 15274 3. 15017 | 1. LMG 1. 15611 2. 20501 3. 15603 2. TSK 15933 3. KIR 13034 | 1) BKN-01 1. 14708 2) JP-01 1. 12955 | 1) MAS Divn 1. 12636 2. 20602 2) TVC Divn 1. 12623 | 1. SC Divn 1. 12792 2. 12724 3. 12703 4.18045 5. 12727 2. BZA Divn 1. 12710 2. 12712 3. 12738 3. GTL Divn 1. 12708 2. 20889 3. 22880 4. 17487 | 1. KGP Divn-5 2. CKP Divn-3 | BSP Divn 1. 18238 (ASR- KRB) 2. 18233 (INDB- BSP) R Divn 1.12824 (NZM- DURG) | SBC Divn. 1.12628 (NDLS- SBC) 2. 22692 (NDLS- SBC) 3.12252 (KRBA- YPR) 4.16501 (ADI-YPR) UBL Divn 1.12780(N ZM-VSG) | 1. MMCT- 1. 12954 2. 12922 3. 12955 4. 19046 5. 19218 2. ADI- 1. 12009 2. 12901 3. 22958 4. 12916 5. 19032 3. RTM- 1. 12920 2. 22942 3. 19314 | 93 |

| Annexure- 2.1 List of Sample selection done by all Railways (Reference Paragraph: 2.4) | | | | | | | | | | | | | | | | | | |
|--|---|---|---|--|---|---|---|---|---|--|---|---|---|---|------|--|--|-------|
| | | WCR | CR | ER | ECR | E Cost | NR | NCR | NER | NFR | NWR | SR | SCR | SER | SECR | SWR | WR | Total |
| Descriptio n | Criteria for selection of units | 1 | 2 | 3 | 4 | 5 | 6 | 7 | 8 | 9 | 10 | 11 | 12 | 13 | 14 | 15 | 16 | 17 |
| New trains or extended trains to be checked | All trains extended service trains to be checked and all new special trains | All extend ed trains service s will be checke d | All extended trains services will be checked | All extende d trains services will be checked | All extended trains services will be checked | All extended trains services will be checked | All extended trains services will be checked | New Train- 1. 22437/ 22438 2. 14113/1 4114 Extende d Trains- 1. 22442/2 2441 2. 19663/1 9664 3. 14115/1 4116 4. 12547/1 2548 5. 22547/2 2548 6. 12179/1 2180 7. 12175/1 2176 8. 20975/2 0976 | All extended trains services will be checked | All extended trains services will be checked 22 Extended trains | 2017-18 - 20 2018-19 - 35 2019-20 - 34 2020-21 - 57 2021-22 - 52 | All extended trains services will be checked | All extended trains services will be checked | All extended trains services will be checked | | All extende d trains services will be checked | All extende d trains services will be checked | |

Annexure- 2.1
List of Sample selection done by all Railways
(Reference Paragraph: 2.4)

| | | WCR | CR | ER | ECR | E Cost | NR | NCR | NER | NFR | NWR | SR | SCR | SER | SECR | SWR | WR | Total |
|---------------------------|---|---|--|--|---|--|---|---|---|--|--|---|---|---|--|--|--|-------|
| Descriptio n | Criteria for selection of units | 1 | 2 | 3 | 4 | 5 | 6 | 7 | 8 | 9 | 10 | 11 | 12 | 13 | 14 | 15 | 16 | 17 |
| Over carried Parcel | The over carried parcel for the month June and November of each year to be test checked. | 1.JBP Divn 1.JBP(L) 2.Rewa(L) 3.KTE 4.KMZ 5.KTE 6. 7. 8. 9.KY 2.BPL Divn 1. BPL(L) 2.RKM P(L) 3. ET 4.BINA 5.GUN A 6.MDD P 7.SHR N 3.KOT A(L) | 1. Mumbai Divn 1. CSMT 2.LTT 3. KYN 4. Wadibund ar 5. Bhandi Road 6. Dadar 7. Panvel 2. BSL Divn 1. Nasik Road 2. Jalgaon 3.BSL 4.MMR 5. Devlali 6.KNW 7. AMI 8.Akola 3. Pune Divn 1.Pune 2. Miraj 3.Kolhapur | 1. HWH divn 1. Howrah 2. Barddha man 3. Bandel 4. Srirampu r 5. Azimgan j 6. Rampur hat 7. Tarakes hwar 8. Nalhati 9. Bolpur 10. Katwa 2. SDAH Divn. 1. Sealdah 2. Kolkata 3. Naihati | 1. DNR Divn 1.JAJ 2.KIUL 3. RJPB 4. DNR 5. PPTA 6. PNBE 7. RGD 2.SPJ Divn 1.SPJ 2.DBG 3.JYG 4.NKE 5. SMI 6.RXL 7.SHC 3. SEE Divn 1. SEE 2. HJP 3. MFP 4. BJU 5. KGG 6. NNA 7. MNE | 1.KUR 2.BBS 3.CTC 4.PURI 5.BAM 6.PSA 7.TLHR WAT Divi. 1 VSKP 2.VZM 3.RGDA 4.CHE 5.JDB 6.PVP 7.KRPU | 1. FZR Divn 1. SVDK 2. UHP 3. JAT 4. ASR 5. JUC 6. LDH 7. FZR 2. MB Divn 1. DDN 2. YNRK 3. HW 4. LRJ 5. MB 6. RMU 7. BE 3. Delhi Divn 1. MTC 2. DEE 3. DLI 4. NDLS 5. NZM 6. PTNR 7. ANVT | 1. PRYJ Divn 1. CNB 2. PRYJ 3. CPA 4.ALJN 5. MNQ 6. ETW 7. MZP 2. AGRA Divn 1. AGC 2. AF 3. MTJ 4. AH 5. DHO | 1). Varanasi Div. 1. Prayagraj 2. Rambagh 3. Azamgarh 4. Varanasi City 5. Balia 6. Banaras 7. Chhapra Jn. 8. Mau 9. Gajipur City 2). Lucknow Div. 1. Gorakhpur, 2. Basti 3. Gonda 4. Burhwal 5. Aishbag 6. Lucknow 7. Sitapur | LMG DIV 1. GHY 2. KYQ 3. LMG 4. LKA 5. DMV 6. BPB 7. SCL 8. DMR 9. AGTL 10 BRLF 11. HJI 12. KXJ TSK DIVN 1. DBRT 2. DBRG 3. NTSK 4. LEDO 5. NHK 6. MXN 7. JTTN KIR DIVN 1. NJP 2. KIR 3. SGUJ 4. JPG 5. KNE 6. MLFC 7. RNI 8. PRNA 9. JBN 10 BOE | 1. BKN Divn 1. BKN 2. HSR 3. BNW 4. LGH 5. RTGH 6. CUR 7. SDLP 8. SGNR 2.JP Divn 1. JP 2. RE 3. AWR 4. SIKR | 1. MAS Divn 1. MS 2. AJJ 3. MAS 4. JTJ 5. KPD 6. RPM 7. TBM 2. TVC Divn 1. KCVL 2. TVC 3. NCJ 4. CAPE 5. AWY 6. ERS 7. ALLP 3. SA Divn 1. SA 2. ED 3. TUP 4. CBE 5. PTJ 6. MTP 7. KRR | 1. SC Divn 1. SC 2. LPJL 3. HYB 4. BIDAR 5. WL 6. MLY 7. KMT 2. BZA Divn 1. BZA 2. TDD 3. NZD 4. RJY 5. EE 6. NLR 7. SLO 3. GTL Divn 1. RU 2. GTL 3. TPTY 4. AD 5. BMH 6. ATP 7. HX | 1. KGP Divn 1. KGP 2. MCA 3. PKU 2. CKP Divn 1. TATA 2. CKP 3. ROU 4. JSG 5. BBN | 1. BSP Divn 1. BSP 2. RIG 3. USL 4. CPH 5. KRBA 6. SDL 7. APR 2.R Divn 1.R 2. DURG | 1.SBC Divn 1.SBC 2.YPR 3.BNC 4.SSPN 5.YNK 6.HSRA 7.NMGA 8.SGWF 9.RMGM 10.BAN D 2.UBL Divn 1.VSG 2.UBL 3.BLGM 4.BJP 5.BAY 6.HPT 7.GDG 8.BGK | 1. Mumbai Central 1. MMCT 2. DDR 3. BDTS 4. VDI 5. VAPI 6. BL 7. UDN 8. ST 9. NDB 2. Ahmeda bad 1. ADI 2. MSH 3. PNU 4. GIMB 5. BHUJ 3. Ratlam 1. RTM 2. INDB 3. UJN 4. DWX 5. NAD 6. MDS 7. DADN | 251 |

Annexure- 2.1
List of Sample selection done by all Railways
(Reference Paragraph: 2.4)

| | | WCR | CR | ER | ECR | ECoR | NR | NCR | NER | NFR | NWR | SR | SCR | SER | SECR | SWR | WR | Total |
|-----------------------------------|---|---|---|--|---|---|---|---|---|--|---|---|---|---|--|--|--|-------|
| Descriptio n | Criteria for selection of units | 1 | 2 | 3 | 4 | 5 | 6 | 7 | 8 | 9 | 10 | 11 | 12 | 13 | 14 | 15 | 16 | 17 |
| Parcel Overload ed | 100 per cent Overload ed parcel of enroute or originating /terminating stations to be checked. | 1.JBP Divn 1.JBP(L) 2.Rewa(L) 3.KTE 4.KMZ 5.KTE 6.DMO 7.SGO 8.STA 9.KY 2.BPL Divn 1. BPL(L) 2.RKM P(L) 3.ET 4.BINA 5.GUN A 6.MDD P 7.SHR N 3.KOT A(L) | 1. Mumbai Divn 1. CSMT 2.LTT 3. KYN 4. Wadibund ar 5. Bhandi Road 6. Dadar 7. Panvel 2. BSL Divn 1. Nasik Road 2. Jalgaon 3.BSL 4.MMR 5. Devlali 6.KNW 7. AMI 8.Akola 3. Pune Divn 1.Pune 2. Miraj 3.Kolhapur | 1. HWH divn 1. Howrah 2. Barddha man 3. Bandel 4. Srirampur 5. Azimgan j 6. Rampur hat 7. Tarakes hwar 8. Nalhati 9. Bolpur 10. Katwa 2. SDAH Divn. 1. Sealdah 2. Kolkata 3. Naihati | 1. DNR Divn 1.JAJ 2.KIUL 3. RJPB 4. DNR 5. PPTA 6. PNBE 7. RGD 2.SPJ Divn 1.SPJ 2.DBG 3.JYG 4.NKE 5. SMI 6.RXL 7.SHC 3. SEE Divn 1. SEE 2. HJP 3. MFP 4. BJU 5. KGG 6. NNA 7. MNE | 1.KUR 1.KUR 2.BBS 3.CTC 4.PURI 5.BAM 6.PSA 7.TLHR WAT Divi. 1 VSKP 2.VZM 3.RGDA 4.CHE 5.JDB 6.PVP 7.KRPU | 1. FZR Divn 1. SVDK 2. UHP 3. JAT 4. ASR 5. JUC 6. LDH 7. FZR 2. MB Divn 1. DDN 2. YNRK 3. HW 4. LRJ 5. MB 6. RMU 7. BE 3. Delhi Divn 1. MTC 2. DEE 3. DLI 4. NDLS 5. NZM 6. PTNR 7. ANVT | 1. PRYJ Divn 1. CNB 2. PRYJ 3. CPA 4.ALJN 5. MNQ 6. ETW 7. MZP 2. AGRA Divn 1. AGC 2. AF 3. MTJ 4. AH 5. DHO | 1). Varanasi Div. 1. Prayagraj 2. Rambagh 3. Azamgarh 4. Varanasi City 5. Balia 6. Banaras 7. Chhapra Jn. 8. Mau 9. Gajipur City 2). Lucknow Div. 1. Gorakhpur, 2. Basti 3. Gonda 4. Burhwal 5. Aishbag 6. Lucknow 7. Sitapur | LMG DIV 1. GHY 2. KYQ 3. LMG 4. LKA 5. DMV 6. BPB 7. SCL 8. DMR 9. AGTL 10 BRLF 11. HJI 12. KXJ TSK DIVN 1. DBRT 2. DBRG 3. NTSK 4. LEDO 5. NHK 6. MXN 7. JTTN KIR DIVN 1. NJP 2. KIR 3. SGUJ 4. JPG 5. KNE 6. MLFC 7. RNI 8. PRNA 9. JBN 10 BOE | 1. BKN Divn 1. BKN 2. HSR 3. BNW 4. LGH 5. RTGH 6. CUR 7.SLDP 8. SGNR 2.JP Divn 1. JP 2. RE 3. AWR 4. SIKR | 1. MAS Divn 1. MS 2. AJJ 3. MAS 4. JTI 5. KPD 6. RPM 7. TBM 2. TVC Divn 1. KCVL 2. TVC 3. NCJ 4. CAPE 5. AWY 6. ERS 7. ALLP 3. SA Divn 1. SA 2. ED 3. TUP 4. CBE 5. PTJ 6. MTP 7. KRR | 1. SC Divn 1. SC 2. LPJL 3. HYB 4. BIDAR 5. WL 6. MLY 7. KMT 2. BZA Divn 1. BZA 2. TDD 3. NZD 4. RJY 5. EE 6. NLR 7. SLO 3. GTL Divn 1. RU 2. GTL 3. TPTY 4. AD 5. BMH 6. ATP 7. HX | 1. KGP Divn 1. KGP 2. MCA 3. PKU 2. CKP Divn 1. TATA 2. CKP 3. ROU 4. JSG 5. BBN | 1. BSP Divn 1. BSP 2. RIG 3. USL 4. CPH 5. KRBA 6. SDL 7. APR 2.R Divn 1.R 2. DURG | 1.SBC Divn 1.SBC 2.YPR 3.BNC 4.SSPN 5.YNK 6.HSRA 7.NMGA 8.SGWF 9.RMGM 10.BAN D 2.UBL Divn 1.VSG 2.UBL 3.BLGM 4.BJP 5.BAY 6.HPT 7.GDG 8.BGK | 1. Mumbai Central 1. MMCT 2. DDR 3. BDTS 4. VDI 5. VAPI 6. BL 7. UDN 8. ST 9. NDB 2. Ahmeda bad 1. ADI 2. MSH 3. PNU 4. GIMB 5. BHUJ 3. Ratlam 1. RTM 2. INDB 3. UJN 4. DWX 5. NAD 6. MDS 7. DADN | 251 |

Annexure- 2.1
List of Sample selection done by all Railways
(Reference Paragraph: 2.4)

| | | WCR | CR | ER | ECR | ECoR | NR | NCR | NER | NFR | NWR | SR | SCR | SER | SECR | SWR | WR | Total |
|---------------------------------------|---|---|--|--|---|---|---|---|---|--|---|---|---|---|--|---|--|-------|
| Descriptio n | Criteria for selection of units | 1 | 2 | 3 | 4 | 5 | 6 | 7 | 8 | 9 | 10 | 11 | 12 | 13 | 14 | 15 | 16 | 17 |
| Luggage and Unbooked luggage | Selected Parcel stations of Division and CTI office Unbooked luggage returns to be checked. | 1.JBP Divn 1.JBP(L) 2.Rewa(L) 3.KTE 4.KMZ 5.KTE 6. 7. 8. STA 9.KY 2.BPL Divn 1. BPL(L) 2.RKM P(L) 3. ET 4.BINA 5.GUN A 6.MDD P 7.SHR N 3.KOT A(L) | 1. Mumbai Divn 1. CSMT 2.LTT 3. KYN 4. Wadibund ar 5. Bhandi Road 6. Dadar 7. Panvel 2. BSL Divn 1. Nasik Road 2. Jalgaon 3.BSL 4.MMR 5. Devlali 6.KNW 7. AMI 8.Akola 3. Pune Divn 1.Pune 2. Miraj 3.Kolhapur | 1. HWH divn 1. Howrah 2. Barddha man 3. Bandel 4. Srirampu r 5. Azimgan j 6. Rampur hat 7. Tarakes hwar 8. Nalhati 9. Bolpur 10. Katwa 2. SDAH Divn. 1. Sealdah 2. Kolkata 3. Naihati | 1. DNR Divn 1.JAJ 2.KIUL 3. RJPB 4.PURI 5. PPTA 6. PNBE 7. RGD 2.SPJ Divn 1.SPJ 2.DBG 3.JYG 4.NKE 5. SMI 6.RXL 7.SHC 3. SEE Divn 1. SEE 2. HJP 3. MFP 4. BJU 5. KGG 6. NNA 7. MNE | 1.KUR 1.KUR 2.BBS 3.CTC 4.PURI 5.BAM 6.PSA 7.TLHR WAT Divi. 1 VSKP 2.VZM 3.RGDA 4.CHE 5.JDB 6.PVP 7.KRPU | 1. FZR Divn 1. SVDK 2. UHP 3. JAT 4. ASR 5. JUC 6. LDH 7. FZR 2. MB Divn 1. DDN 2. YNRK 3. HW 4. LRJ 5. MB 6. RMU 7. BE 3. Delhi Divn 1. MTC 2. DEE 3. DLI 4. NDLS 5. NZM 6. PTNR 7. ANVT | 1. PRYJ Divn 1. CNB 2. PRYJ 3. CPA 4.ALJN 5. MNQ 6. ETW 7. MZP 2. AGRA Divn 1. AGC 2. AF 3. MTJ 4. AH 5. DHO | 1). Varanasi Div. 1. Prayagraj 2. Rambagh 3. Azamgarh 4. Varanasi City 5. Balia 6. Banaras 7. Chhapra Jn. 8. Mau 9. Gajipur City 2). Lucknow Div. 1. Gorakhpur, 2. Basti 3. Gonda 4. Burhwal 5. Aishbag 6. Lucknow 7. Sitapur | LMG DIV 1. GHY 2. KYQ 3. LMG 4. LKA 5. DMV 6. BPB 7. SCL 8. DMR 9. AGTL 10 BRLF 11. HJI 12. KXJ TSK DIVN 1. DBRT 2. DBRG 3. NTSK 4. LEDO 5. NHK 6. MXN 7. JTTN KIR DIVN 1. NJP 2. KIR 3. SGUJ 4. JPG 5. KNE 6. MLFC 7. RNI 8. PRNA 9. JBN 10 BOE | 1. BKN Divn 1. BKN 2. HSR 3. BNW 4. LGH 5. RTGH 6. CUR 7.SDLP 8. SGNR 2.JP Divn 1. JP 2. RE 3. AWR 4. SIKR | 1. MAS Divn 1. MS 2. AJJ 3. MAS 4. JTJ 5. KPD 6. RPM 7. TBM 2. TVC Divn 1. KCVL 2. TVC 3. NCJ 4. CAPE 5. AWY 6. ERS 7. ALLP 3. SA Divn 1. SA 2. ED 3. TUP 4. CBE 5. PTJ 6. MTP 7. KRR | 1. SC Divn 1. SC 2. LPJL 3. HYB 4. BIDAR 5. WL 6. MLY 7. KMT 2. BZA Divn 1. BZA 2. TDD 3. NZD 4. RJY 5. EE 6. NLR 7. SLO 3. GTL Divn 1. RU 2. GTL 3. TPTY 4. AD 5. BMH 6. ATP 7. HX | 1. KGP Divn 1. KGP 2. MCA 3. PKU 2. CKP Divn 1. TATA 2. CKP 3. ROU 4. JSG 5. BBN | 1. BSP Divn 1. BSP 2. RIG 3. USL 4. CPH 5. KRBA 6. SDL 7. APR 2.R Divn 1.R 2. DURG | 1.SBC Divn 1.SBC 2.YPR 3.BNC 4.SSPN 5.YNK 6.HSRA 7.NMGA 8.SGWF 9.RMGM 10.BAN 2.UBL Divn 1.VSG 2.UBL 3.BLGM 4.BJP 5.BAY 6.HPT 7.GDG 8.BGK | 1. Mumbai Central 1. MMCT 2. DDR 3. BDTS 4. VDI 5. VAPI 6. BL 7. UDN 8. ST 9. NDB 2. Ahmeda bad 1. ADI 2. MSH 3. PNU 4. GIMB 5. BHUJ 3. Ratlam 1. RTM 2. INDB 3. UJN 4. DWX 5. NAD 6. MDS 7. DADN | 251 |

| Annexure- 2.2 | | | | | | | | | | | |
|---|-----------------------|--|---|---|--|--|---|--|--|--|--|
| Details of infrastructure and other institutional arrangements at parcel stations | | | | | | | | | | | |
| (Reference Paragraphs: 2.6.3.1 and 2.6.3.3) | | | | | | | | | | | |
| S. No. | Name of Zonal Railway | No. of stations where Toilets facility not available | No. of stations where no parcel packing facility outsourced | No. of stations where drinking water facility not available | No. of stations where Approach road for the parcel station is not convenient | No. of stations where no Scanner/X-ray machine available | No. of stations where no New platforms/new lines available for parcel loading | No. of stations where no Merchant/ Lease holder/ Porter room available | No. of station where no Stacking area for lease holders/ private operators available | No. of stations where no Covered Shed available for inward/ Outward Parcel | No. of stations where PMS Terminal not Available |
| 1 | CR | 7 | 13 | 10 | 9 | 13 | 15 | 18 | 16 | 8 | 8 |
| 2 | ECoR | 4 | 8 | 2 | 5 | 13 | 12 | 9 | 8 | 4 | 6 |
| 3 | ECR | 10 | 13 | 12 | 5 | 15 | 14 | 12 | 13 | 9 | 8 |
| 4 | ER | 5 | 6 | 5 | 4 | 10 | 8 | 9 | 5 | 6 | 6 |
| 5 | NCR | 6 | 8 | 5 | 5 | 11 | 11 | 10 | 10 | 3 | 4 |
| 6 | NER | 8 | 12 | 7 | 9 | 13 | 15 | 15 | 9 | 5 | 13 |
| 7 | NFR | 15 | 27 | 12 | 14 | 28 | 26 | 23 | 21 | 16 | 18 |
| 8 | NR | 12 | 19 | 5 | 5 | 19 | 21 | 20 | 7 | 7 | 3 |
| 9 | NWR | 0 | 12 | 0 | 0 | 12 | 11 | 12 | 9 | 2 | 8 |
| 10 | SCR | 8 | 7 | 4 | 0 | 19 | 17 | 13 | 11 | 7 | 7 |
| 11 | SECR | 1 | 2 | 0 | 1 | 5 | 5 | 5 | 2 | 0 | 3 |
| 12 | SER | 4 | 4 | 5 | 3 | 6 | 6 | 5 | 4 | 2 | 1 |
| 13 | SR | 8 | 18 | 12 | 8 | 19 | 20 | 19 | 17 | 8 | 9 |
| 14 | SWR | 3 | 5 | 1 | 2 | 7 | 5 | 7 | 5 | 5 | 4 |
| 15 | WCR | 11 | 11 | 11 | 0 | 14 | 14 | 15 | 13 | 8 | 9 |
| 16 | WR | 11 | 15 | 9 | 3 | 21 | 19 | 20 | 17 | 7 | 10 |
| | Total | 113 | 180 | 100 | 73 | 225 | 219 | 212 | 167 | 97 | 117 |

| Annexure- 2.3 | | | | | | | |
|---|--|--|---|--|--|--|--|
| Statement showing Macro Analysis of Parcel Cargo Express Train Policy in Railway Board/Zonal Railway | | | | | | | |
| (Reference Paragraph: 2.6.5) | | | | | | | |
| Zonal Railways | Whether Railway opened the Parcel sector to container train operator effect a quantum jump in IR's share of the national CEP (Courier, Express and Parcel) market | Whether pilot project for online booking of Parcel been initiated | Whether standing committee for process of granting approval for PCET, consisting of Director Freight Marketing and Director (Punctuality) been formed at Railway Board level | Whether standing committee for PCET, consisting of CCM/FM and CTPM of the concerned Zonal Railway been formed | Whether proposal been accepted by destination Zonal Railway & all enroute Zonal Railway within seven days | Whether standing committee of Railway Board given its recommendations within 15 days of the receipt of the proposal | Whether Efforts made for door to door connectivity to expand Parcel service offerings specially to growing sectors such as e-commerce |
| CR | N | N | N | N | N | N | N |
| ECoR | N | N | N | N | N | N | N |
| ECR | N | N | N | N | N | N | N |
| ER | N | N | N | N | N | N | N |
| NCR | N | N | N | N | N | N | N |
| NER | N | N | N | N | N | N | N |
| NFR | N | N | Y | Y | N | N | N |
| NR | N | Y | N | Y | Y | Y | N |
| NWR | N | N | N | Y | N | N | N |
| SCR | N | N | N | N | N | N | N |
| SECR | N | Y | N | N | N | N | N |
| SER | N | N | N | N | N | N | N |
| SR | N | N | Y | Y | Y | Y | N |
| SWR | N | N | N | N | N | N | N |
| WCR | N | N | N | N | N | N | N |
| WR | N | N | N | N | N | N | N |

Note: NAP, NIL, Not pertains and other words except Yes/Y have been taken for 'No (N)'

| Annexure- 2.4 | | | | |
|---|------------------------------|---|---|---|
| Statement showing the loss of revenue due to over carried parcel | | | | |
| (Reference Paragraph: 2.6.7) | | | | |
| Zonal Railways | Total No. of Packages | Total To and Fro distance over carried | Total Weight of over carried parcels (in Kg) | Total Loss of freight due to over carriage (₹) |
| CR | 0 | 0 | 0 | 0 |
| ECoR | 37057 | 1800879 | 752918 | 1894636.00 |
| ECR | 6897 | 900578 | 338755 | 1059748.43 |
| ER | 18732 | 1464114.64 | 255165.35 | 1661531.00 |
| NCR | 946 | 77992 | 40150 | 82424.88 |
| NER | 10706 | 983860 | 640664 | 1250032.68 |
| NFR | 20100 | 2177848 | 1057960 | 2657000.00 |
| NR | 10739 | 1295190.46 | 551611 | 1064437.17 |
| NWR | 1745 | 536903 | 98950 | 251401.00 |
| SCR | 6930 | 1126490 | 320763.41 | 945776.30 |
| SECR | 14976 | 1568118 | 748800 | 1207900.74 |
| SER | 1561 | 0 | 96937.2 | 587387.48 |
| SR | 8149 | 1466168 | 436720 | 902980.58 |
| SWR | 4729 | 1265358 | 284300 | 941893.00 |
| WCR | 3509 | 1168104 | 139630.28 | 703718.30 |
| WR | 7727 | 432191.44 | 39250 | 590086.00 |
| Total | 154503 | 16263794.54 | 5802574.24 | 15800953.57 |
| | | | | Say ₹ 1.58 crore |



ABBREVIATIONS



Abbreviations

| Abbreviation | Full Form |
|---------------------|--|
| ACMS | Additional Chief Medical Superintendent |
| ADI | Ahmedabad |
| ADMO | Assistant Divisional Medical Officer |
| AF | <i>Agra Fort</i> |
| AGC | Agra Cantt |
| ALJN | Aligarh Junction |
| ALLP | Alleppey |
| ANVT | Anand Vihar Terminal |
| ASR | Amritsar Junction |
| AZA | Azara |
| BDU | Business Development Unit |
| BKN | Bikaner Junction |
| BLW | Banaras Locomotive Works |
| BNW | Bhiwani |
| BoD | Board of Directors |
| BPL | Bhopal Junction |
| BSP | Bilaspur Junction |
| BZA | Vijayawada |
| CAPE | Kanyakumari |
| CBE | Coimbatore Junction |
| CCMs | Chief Commercial Managers |
| CC | Carrying Capacity |
| CCTV | Closed Circuit Television |
| CEP | Courier, Express and Parcel |
| CGHS | Central Government Health Scheme |
| CH | Central Hospital |
| CHD | Chief Health Director |
| CHI | Chief Health Inspector |
| CLW | Chittaranjan Locomotive Works |
| COI | Cheoki |
| CP | Chitpur |
| CPA | Kanpur Anwrganj |
| CPC | Kanpur Central Goods Shed |
| CPLP | Comprehensive Parcel Leasing Policy |
| CPMS | Commissioning of Parcel Management System |
| CR | Central Railway |
| CRIS | Centre for Railway Information Systems |
| CSMT | Chhatrapati Shivaji Maharaj Terminus, Mumbai |
| CTPM | Chief Transportation Planning Manager |

| Abbreviation | Full Form |
|---------------------|--|
| <i>DBRG</i> | Dibrugarh |
| <i>DDN</i> | Dehradun |
| <i>DEE</i> | Delhi Sarai Rohilla |
| <i>DF</i> | Development Fund |
| <i>DLI</i> | Delhi |
| <i>DMO</i> | Divisional Medical Officer |
| <i>DRF</i> | Depreciation Reserve Fund |
| <i>DRH</i> | Divisional Railway Hospital |
| <i>DRM</i> | Divisional Railway Manager |
| <i>ECR</i> | East Central Railway |
| <i>ECoR</i> | East Coast Railway |
| <i>ED</i> | Erode Junction |
| <i>ENT</i> | Ear, Nose and Throat |
| <i>EoDB</i> | Ease of Doing Business |
| <i>ER</i> | Eastern Railway |
| <i>ERS</i> | Ernakulam Junction |
| <i>ET</i> | Itarsi |
| <i>ETW</i> | Etawah Junction |
| <i>FM</i> | Freight Marketing |
| <i>FMCG</i> | Fast Moving Consumer Goods |
| <i>FTP</i> | Fatehpur |
| <i>FZD</i> | Firozabad |
| <i>FZR</i> | Firozpur Cant |
| <i>GKP</i> | Gorakhpur |
| <i>GM</i> | General Manager |
| <i>GRP</i> | Government Railway Police |
| <i>GST</i> | Goods and Service Tax |
| <i>GTL</i> | Guntakal |
| <i>HICC</i> | Hospital Infection Control Committee |
| <i>HMIS</i> | Hospital Management Information System |
| <i>HSQ</i> | Husainpur |
| <i>HSR</i> | Hisar |
| <i>HSRA</i> | Hosur |
| <i>HW</i> | Haridwar Junction |
| <i>HWH</i> | Howrah |
| <i>ICF</i> | Integral Coach Factory |
| <i>ICU</i> | Intensive Care Unit |
| <i>IPAS</i> | Integrated Payroll & Accounting System |
| <i>IR</i> | Indian Railways |
| <i>IRCA</i> | Indian Railway Conference Association |
| <i>IRCM</i> | Indian Railway Commercial Manual |

| Abbreviation | Full Form |
|---------------------|---|
| <i>IREPS</i> | Indian Railway E-procurement System |
| <i>IRITM</i> | Indian Railways Institute of Transport Management |
| <i>IRMM</i> | Indian Railway Medical Manual |
| <i>IRMS</i> | Indian Railway Medical Service |
| <i>JAT</i> | Jammu Tawi |
| <i>JBP</i> | Jabalpur |
| <i>JPP</i> | Joint Parcel Product |
| <i>JPO</i> | Joint Procedure Order |
| <i>JRH</i> | Jagjivan Ram Zonal Hospital, Mumbai Central |
| <i>KCVL</i> | Kochuveli |
| <i>KIR</i> | Katihar Jn. |
| <i>KMZ</i> | Katni Murwara |
| <i>KPD</i> | Katpadi Junction |
| <i>KRR</i> | Karur |
| <i>KYN</i> | Kalyan Jn. |
| <i>LGD</i> | Lallaguda |
| <i>LGH</i> | Lalgarh Junction |
| <i>LHB</i> | Linke Hofmann Busch |
| <i>LLRH</i> | Lala Lajpat Rai Hospital, Kapurthala |
| <i>LNMRH</i> | Lalit Narayan Mishra Railway Hospital, Gorakhpur |
| <i>LOA</i> | Letter of Acceptance |
| <i>LSLRD</i> | LHB Seating Cum Luggage Rake for Divyaang |
| <i>MAS</i> | MGR Chennai Central |
| <i>MBBS</i> | Bachelor of Medicine and Bachelor of Surgery |
| <i>MCF</i> | Modern Coach Factory |
| <i>MD</i> | Medical Director |
| <i>MIS</i> | Management Information System |
| <i>MJP</i> | Moharajpur |
| <i>MKP</i> | Manikpur |
| <i>MMCT</i> | Mumbai Central |
| <i>MNQ</i> | Mainpuri Junction |
| <i>MoH & FW</i> | Ministry of Health and Family Welfare |
| <i>MoR</i> | Ministry of Railways |
| <i>MoU</i> | Memorandum of Understanding |
| <i>MR</i> | Minister of Railways |
| <i>MR</i> | Metro Railway |
| <i>MS</i> | Chennai Egmore |
| <i>MSH</i> | Mahesana |
| <i>MTJ</i> | Mathura Jn. |
| <i>MW</i> | Mairwa Station |
| <i>MZP</i> | Mirzapur Junction |

| Abbreviation | Full Form |
|---------------------|---|
| <i>NABH</i> | National Accreditation Board for Hospitals and Healthcare |
| <i>NCJ</i> | Nagercoil Junction |
| <i>NCR</i> | North Central Railway |
| <i>NDLS</i> | New Delhi |
| <i>NER</i> | North Eastern Railway |
| <i>NFR</i> | Northeast Frontier Railway |
| <i>NGC</i> | New Guwahati Goods shed |
| <i>NMGA</i> | Nelmangala |
| <i>NOC</i> | No Objection Certificate |
| <i>NR</i> | Northern Railway |
| <i>NRCH</i> | Northern Railway Central Hospital |
| <i>NRDH</i> | Northern Railway Divisional Hospital |
| <i>NRP- 2030</i> | National Rail Plan 2030 |
| <i>NTES</i> | National Train Enquiry System |
| <i>NWR</i> | North Western Railway |
| <i>NZM</i> | Hazrat Nizamuddin |
| <i>PCCM</i> | Principal Chief Commercial Manager |
| <i>PCET</i> | Parcel Cargo Express Trains |
| <i>PCOM</i> | Principal Chief Operations Manager |
| <i>PER</i> | Perambur |
| <i>PG</i> | Performance Guarantee |
| <i>PMGS</i> | Prime Minister Gati Shakti |
| <i>PMS</i> | Parcel Management System |
| <i>PNU</i> | Palanpur |
| <i>POs</i> | Purchase Orders |
| <i>POH</i> | Periodical Overhauling |
| <i>PPMS</i> | Proliferation Parcel Management System |
| <i>PPP</i> | Public Private Partnership |
| <i>PRS</i> | Passenger Reservation System |
| <i>PRYJ</i> | Prayagraj Junction |
| <i>PTNR</i> | Patel Nagar |
| <i>PUs</i> | Production Units |
| <i>RB</i> | Railway Board |
| <i>RCF</i> | Rail Coach Factory |
| <i>RDSO</i> | Research, Design and Standards Organization |
| <i>RKMP</i> | Rani Kamlapati |
| <i>RMGM</i> | Ramanagaram |
| <i>RMU</i> | Rampur |
| <i>RPF</i> | Railway Protection Force |
| <i>RPM</i> | Royapuram |

| Abbreviation | Full Form |
|---------------------|--|
| <i>RPU</i> | Railway Production Unit |
| <i>RTM</i> | Ratlam |
| <i>RU</i> | Renigunta |
| <i>SBC</i> | Bengaluru City |
| <i>SC</i> | Secunderabad |
| <i>SCR</i> | South Central Railway |
| <i>SDRH</i> | Sub Divisional Railway Hospital |
| <i>SGTY</i> | Sankrail Goods Terminal Yard |
| <i>SKB</i> | Shikohabad Junction |
| <i>SLDH</i> | Sealdah |
| <i>SER</i> | South Eastern Railway |
| <i>SECR</i> | South East Central Railway |
| <i>SLRs</i> | Seating-cum-Luggage Rakes |
| <i>SR</i> | Southern Railway |
| <i>SRP</i> | Serampore |
| <i>Sr. DCM</i> | Senior Divisional Commercial Manager |
| <i>Sr. DMO</i> | Senior Divisional Medical Officer |
| <i>Sr. DOM</i> | Senior Divisional Operations Manager |
| <i>SS</i> | Station Superintendent |
| <i>SWR</i> | South Western Railway |
| <i>TBM</i> | Tambaram |
| <i>TCR</i> | Traffic Commercial and Rate |
| <i>TDL</i> | Tundla Junction |
| <i>TSMH</i> | Tapan Sinha Memorial Hospital, Kolkata |
| <i>TVC</i> | Trivandrum Central |
| <i>UBL</i> | Hubballi |
| <i>UPSC</i> | Union Public Service Commission |
| <i>USG</i> | Ultrasonography |
| <i>USL</i> | Uslapur |
| <i>UTS</i> | Unreserved Ticketing System |
| <i>VKM</i> | Vehicle per Kilometre |
| <i>VPs</i> | Parcel Vans |
| <i>VPH</i> | High capacity Parcel Van |
| <i>VPU</i> | Ventilated Parcel Unit |
| <i>VSG</i> | Vasco-da-Gama |
| <i>WCR</i> | West Central Railway |
| <i>WH</i> | Workshop Hospital |
| <i>WHO</i> | World Health Organisation |
| <i>WR</i> | Western Railway |
| <i>YPR</i> | Yesvantpur Junction |

© **COMPTROLLER AND AUDITOR GENERAL OF INDIA**
www.cag.gov.in