

PREFACE

1. This report has been prepared for submission to the Government of Uttar Pradesh in accordance with the terms of Technical Guidance and Supervision (TGS) of the audit of accounts of Panchayati Raj Institutions (PRIs) by the Comptroller and Auditor General of India as envisaged by the Eleventh Finance Commission.
2. This report has two chapters. CHAPTER I contains a brief introduction of functioning of various levels of the PRIs in the state with the observations and comments on accounts and CHAPTER II deals with audit comments based on inspection.
3. The cases mentioned in the report are those, which came to notice in the course of test audit/inspection of accounts during the year 2006-07. During the period from April 2006 to March 2007, accounting and other records of 47 Zila Panchayats, 130 Kstetra Panchayats and 2909 Gram Panchayats were inspected.

CHAPTER I

AN OVERVIEW OF THE PANCHAYATI RAJ INSTITUTIONS

1.1 Introduction

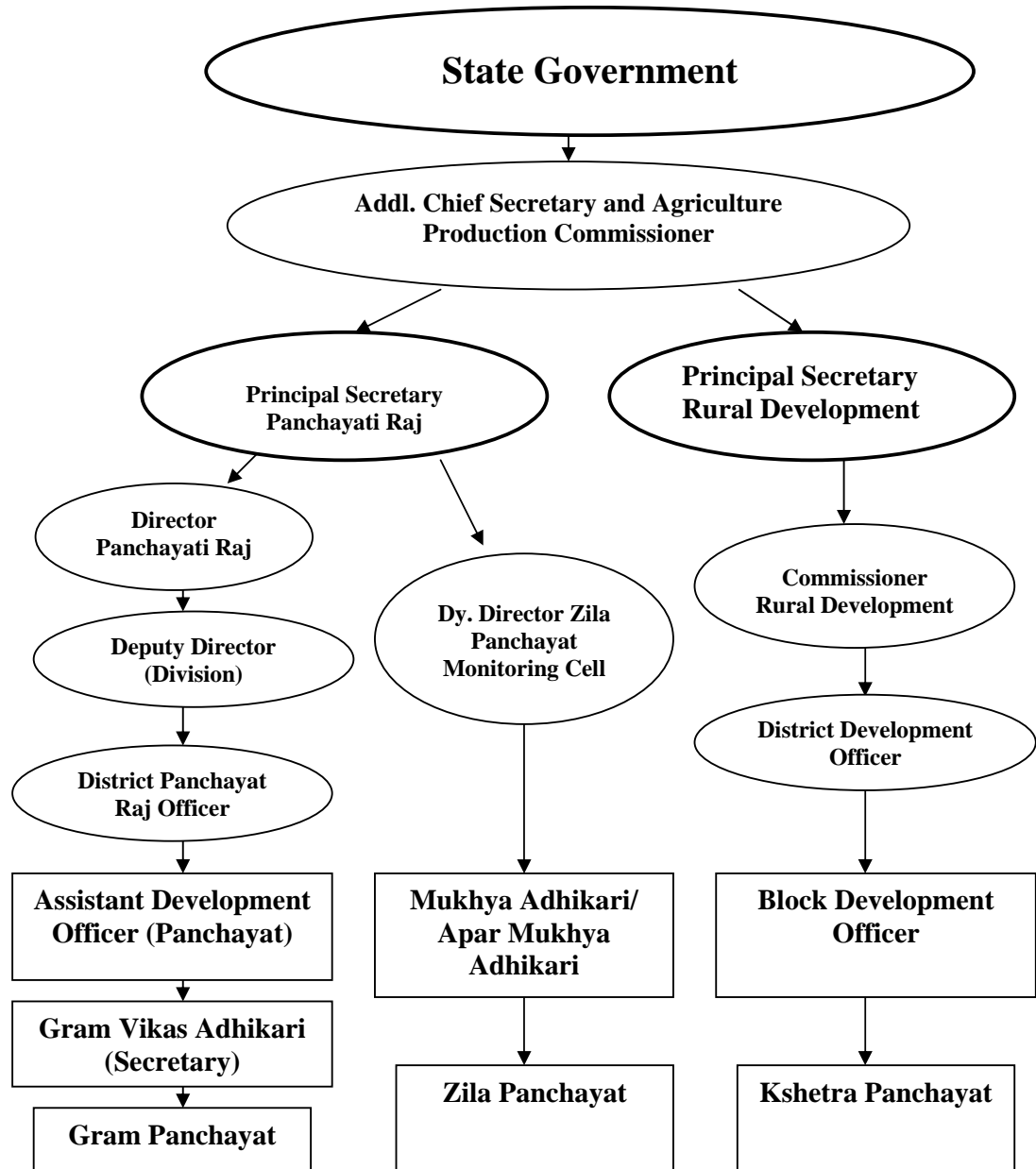
1.1.1 In keeping with the 73rd Constitutional amendment, Uttar Pradesh Kshetra Panchayat and Zila Panchayat Adhiniyam was enacted in 1994 to establish a three-tier Panchayat Raj Institutions (PRIs) system of elected bodies- Gram Panchayats (GPs) at village level, Kshetra Panchayats (KPs) at intermediate level and Zila Panchayats (ZPs) at the district level.

1.1.2 Besides paving way for decentralization of functions, functionaries and funds until then vested with the State Government, the system (PRIs) aimed at increasing participation of people and effective implementation of rural development programmes. The overall supervision, co-ordination, planning and implementation of developmental schemes vested with the ZPs.

1.1.3 At the end of 31 March 2006, there were 70 Zila Panchayats, 820 Kshetra Panchayats and 52002 Gram Panchayats in the State. Total rural population of the State was 13.22 crore as per census 2001. Last election was held during June 2005- October 2005 in which 51976-Gram Pradhan, 816 Pramukh, Kshetra Panchayat and 70 Adhykha, Zila Panchayat were elected.

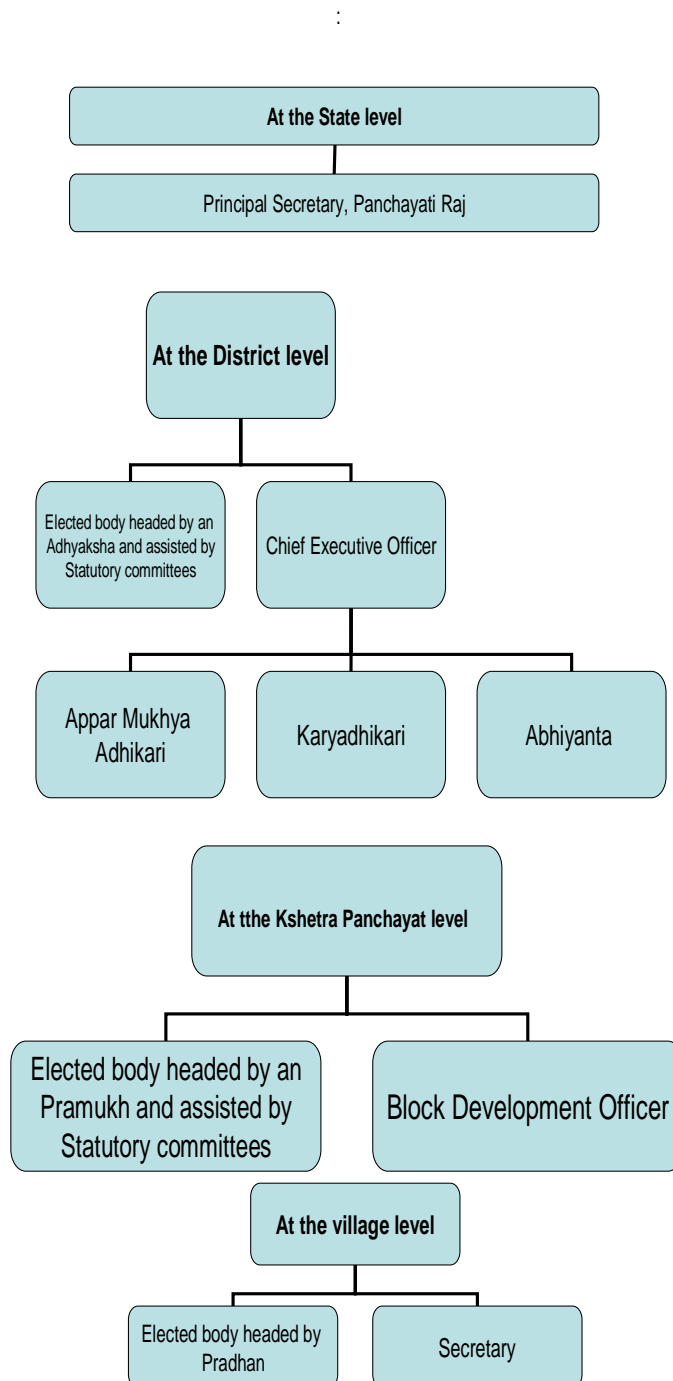
1.2 Organizational set-up

1.2.1 The Administrative control of the various units of PRIs is shown as below:



While the 'Adhyaksha' heads the Zila Panchayats, 'Pramukh' and 'Pradhan' head the Kshetra Panchayats and Gram Panchayats respectively.

1.2.2 The organizational structure is as shown below:



1.3 Database on finances

The Eleventh Finance Commission (11th FC) recommended that a database on the finances of the PRIs should be developed at the district, state and central government level and be easily accessible by computerizing it and linking it through VSAT². The data were to be collected and compiled in standard formats prescribed by the C&AG of India. This would have facilitated comparison of performance of PRIs among the states at the GOI level and the Government at the state level. The database was, however, not developed as of May 2008. Action taken at the Government level in this regard is awaited (July 2008).

1.4 Sources of revenue

1.4.1 For execution of various developmental works, the GOI and State Government provide funds in the form of grants. The funds of PRIs are availed from the following sources:-

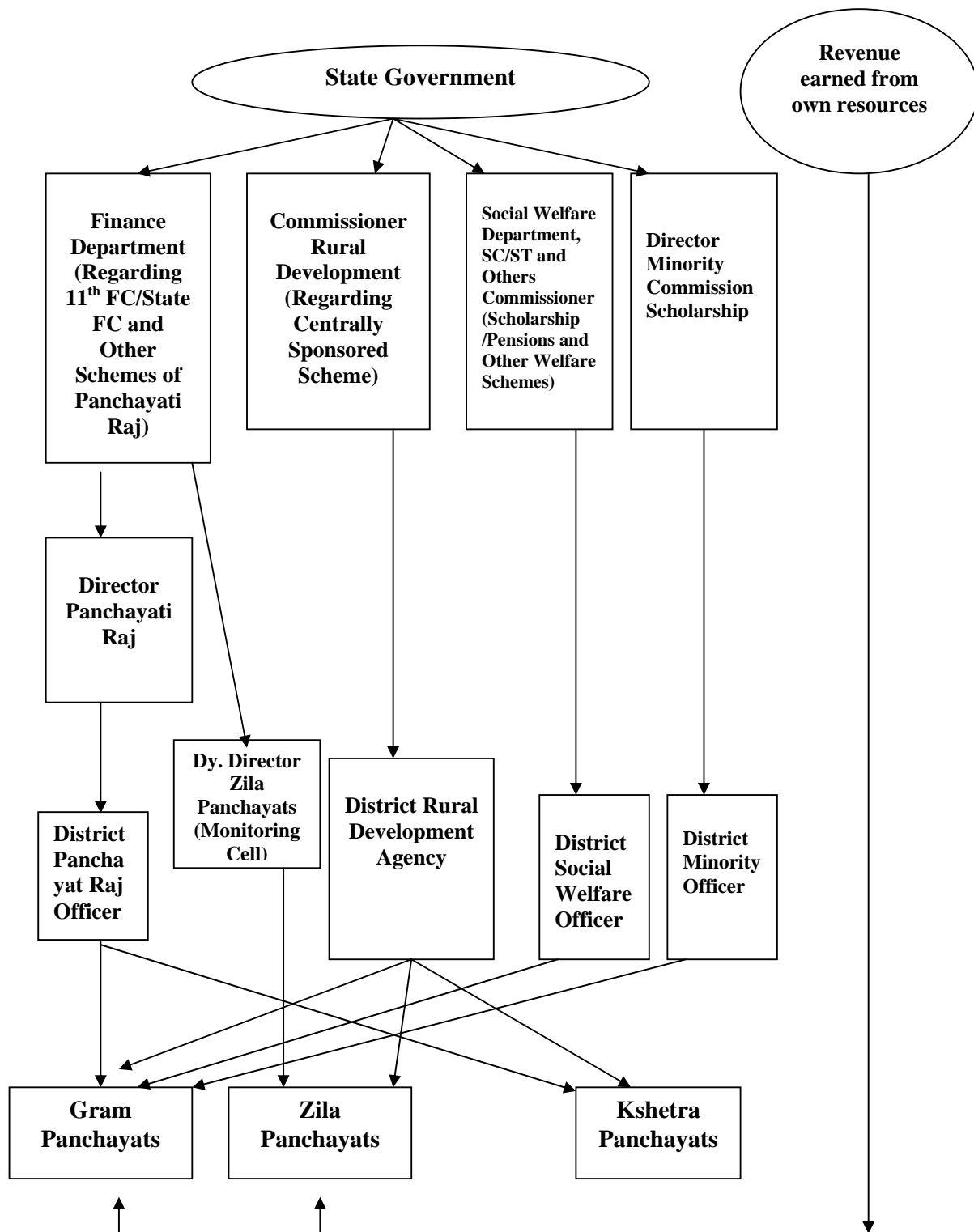
- Grants assigned under the recommendations of the Eleventh Finance Commission (11th FC) and Twelfth Finance Commission (12th FC).
- Devolution of five *per cent* of net proceeds of total tax revenue of the State Government under the recommendations of the Second State Finance Commission (2nd SFC).
- Grants received through District Rural Development Agency (**DRDA**) for execution of Centrally Sponsored Schemes (**CSS**).
- Funds remitted by the respective departments for functions transferred to the PRIs.
- Revenue earned by the PRIs out of their own resources such as taxes, rent, fees, issue of licenses, tehbazari³, Boat Ghat (lease rent for jetty landing) etc.

² Very Small Aperture Terminal.

³ Tax on trades and callings carried on within the Panchayat Raj Institutions limits.

1.4.2 The flow chart of funds to PRIs is shown as under:

Funding in PRIs – a schematic presentation



1.4.3 The aggregate receipts of grants by the PRIs under the recommendation of Eleventh Finance Commission (11th FC) / Twelfth Finance Commission (12th FC), State Finance Commission (SFC), grants released for Centrally Sponsored Schemes (CSS) and revenue realized from their own resources during 2003-06 were as under:-

(Rs in crore)

Sl. No.	Year	11 th FC/ 12 th FC	SFC	CSS	Own resources	Total
1	2003-04	221.62	550.00	1363.00	61.90	2196.52
2	2004-05	0.00	778.45	1688.25	72.25	2538.95
3	2005-06	585.60	868.82	1949.96	81.95	3486.33
Total		807.22	2197.27	5001.21	216.10	8221.80

The position of utilization of grants against the allocations under 11th, 12th FC and SFC, release of grant for various CSS and revenue realized from own sources of the PRIs are discussed in the succeeding paragraphs.

1.4.3.1 11th FC and 12th FC Grants

Position of funds available and expenditure against 11th and 12th FC grants during 2003-06 were as under:-

(Rs. in crore)

Year	Name of the grants	Fund Available	Expenditure	Balance
2003-04	11 th FC	221.62	221.29	0.33
2004-05	11 th FC	Nil	Nil	Nil
2005-06	12 th FC	585.60	585.02	0.58

Source: Information furnished by Director, Panchayati Raj, Lucknow.

It is evident from the table that 11th FC grant of Rs. 0.33 crore and 12th FC grant of Rs 0.58 crore lapsed due to non-drawal of funds at the Directorate level which deprived the PRIs of providing various civic amenities e.g. road, water supply and sanitation etc. to their citizens to that extent.

1.4.3.2 State Finance Commission Grant

Position of funds available and expenditure of SFC grants during 2003-06 were as under:-

(Rs. in crore)

Year	Funds available	Expenditure	Balance(per cent)
2003-04	550.00	372.24	177.76 (32)
2004-05	778.45	710.23	68.22 (9)
2005-06	868.82	481.77	387.05 (45)

Source: Information furnished by Director, Panchayati Raj, Lucknow.

The position of non-utilization of funds by the PRIs ranged between nine *per cent* and 45 *per cent* of the available funds during 2003-06 as of October 2007. Non-utilization of the SFC grant within a reasonable period indicated the failure of the PRIs to manage their affairs in a planned manner to provide the intended benefit to their citizens.

1.4.3.3 Grants released for Centrally Sponsored Schemes

The GOI launches various social and welfare oriented programmes as centrally sponsored schemes based on matching share of the State Government. These programmes are implemented with the involvement of the PRIs. Position of grants received from Central Government and State Government and released to PRIs through the respective DRDAs for CSS during the period 2003-06 was as under:

(Rs. in crore)

Sl. No.	Name of Schemes	Year	Grants received		Grant released
			Central	State	
1.	Sampurna Gramin Rojgar Yojna	2003-04	643.60	231.75	875.35
		2004-05	771.39	266.58	1037.97
		2005-06	934.49	316.09	1250.58
2.	Swaran Jayanti Gram Swarojgar Yojna	2003-04	117.56	40.74	158.30
		2004-05	172.93	57.23	230.16
		2005-06	170.18	57.08	227.26
3.	Indira Awas Yojna	2003-04	246.76	82.59	329.35
		2004-05	315.09	105.03	420.12
		2005-06	354.52	117.60	472.12

Source: Information furnished by Commissioner Rural Development.

1.4.3.4 Revenue realized from own resources

Revenue realized by the ZPs, KPs and GPs from their own resources against the target fixed by the State Government during 2003-06 were as under:

(Rs. in crore)

Sl. No.	Name of PRIs	Number	2003-04		2004-05		2005-06	
			Target	Achievement	Target	Achievement	Target	Achievement
			1	ZPs	70	62.07	53.99	74.00
2	KPs	820	Nil	Nil	Nil	Nil	Nil	Nil
3	GPs	52002	7.26	7.91	7.87	7.78	8.71	8.39
Total (per cent)		52892	69.33	61.90 (89)	81.87	72.25 (88)	83.19	81.95 (98)

Source: Information furnished by Director, Panchayati Raj, Lucknow and Deputy Director, Zila Panchayat (Monitoring cell), Lucknow

The position of realization of revenue from their own sources in respect of Zila Panchayats and Gram Panchayats was encouraging during 2003-06 and ranged from 88 per cent to 98 per cent against the target fixed by the State Government. However, neither the State Government had fixed any target for Kshetra Panchayats nor did they realize revenue from their own resources during the above period.

1.5 Allocation and utilization of 11th FC/ 12th FC and SFC grants

1.5.1 The Central Finance Commission is appointed by the President of India for allocation of resources between the GOI and the state governments. The local bodies were brought within the purview of the 11th FC grants to augment the consolidated fund of the states to enable them to supplement the resources of the local bodies. Similar terms of reference were also made for the 12th FC. Accordingly, the 11th and 12th FC made recommendations to the GOI for release of grants to the state governments for the PRIs. The State Government released 11th FC, 12th FC grants to the PRIs after their receipt from the GOI. Similarly, the State Government also released the SFC grants to the PRIs.

The funds are released directly to ZPs under intimation to the Deputy Director Zila Panchayat (Monitoring Cell) while in case of GP, it is routed through the Director Panchayati Raj at the state level and through District Panchayat Raj Officer (DPRO) at the district level. The DPRO allocates the share of the GPs on the basis of population and area of Gram Panchayat. The funds are credited to the bank account of the respective GPs.

1.5.2 As per recommendation of 11th FC, the GOI released Rs 933.71 crore to the State Government during 2001-05 for development work e.g. road, water supply and sanitation etc. Out of which, the State Government released Rs 921.88 crore

to PRIs and retained Rs 11.84 crore at their level. Further, Rs 43.21 crore lapsed at the Directorate level, due to non-utilization of funds as per details in the following table.

SI No	Particulars	Amount (Rs in crore)
1	Creation of database and computerization	42.07
2	Surplus amount on maintenance of accounts	00.89
3	Lapsed amount due to non drawl	00.22
4	Surplus amount due to merger of few Gram Panchayats in Urban Local Bodies	00.03
Total		43.21

Source: Information furnished by Director, Panchayati Raj

Retention of the funds at the government level and non-utilization of the funds at the Directorate level including Rs 42.07 crore for creation of database on finances and computerization vitiated the objectives of providing the resource support to the PRIs as the Government of India (GOI) rejected (August 2005) request for the extension of time. Thus, the purpose of high priority to the expenditure on creation of database and maintenance of accounts for providing accurate information on the finances of the PRIs was defeated.

1.5.2 Devolution of SFC grant

As per recommendations of the 2nd SFC, five *per cent* of the net proceeds of the tax revenue are to be devolved to the PRIs. The devolution of the funds and actual funds released by the State Government during 2003-06 were as under:-

(Rs in crore)				
Year	Net proceeds of tax revenue of State Government	Funds required to be devolved	Actual funds released by the State Government	Short release of funds
2003-04	13601	680	550	130
2004-05	15693	785	778	7
2005-06	18858	943	869	74
Total	48152	2408	2197	211

The table indicates that non-devolution of funds as per norms prescribed by 2nd SFC, resulted in short release of Rs 211 crore to the PRIs during 2003-06.

1.6 Financial position of the test checked PRIs

Financial position of the test checked ZPs, KPs and GPs during 2003--06 is detailed in the following table.

(Rs in Crore)

Name of Units	Number of Units audited	Opening Balance	Received	Total	Expenditure	Closing Balance
2003-04⁴ (Appendix 1 and 2)						
ZPs	28	107.62	173.09	280.71	158.11	122.60
KPs	78	25.83	45.18	71.01	56.38	14.63
Total	107	133.45	218.27	351.72	214.49	137.23
2004-05(Appendix 3, 4 and 5)						
ZPs	47	193.93	304.90	498.83	319.79	179.04
KPs	129	31.43	114.64	146.07	101.68	44.39
GPs	1253	10.67	48.19	58.86	47.21	11.65
Total	1430	236.03	467.73	703.76	468.68	235.08
2005-06(Appendix 6, 7 and 8)						
ZPs	47	179.04	419.32	598.36	292.20	306.16
KPs	130	44.58	126.18	170.76	121.67	49.09
GPs	2909	24.96	109.48	134.44	89.43	45.01
Total	3086	248.58	654.98	903.56	503.30	400.26

Source: Inspection Reports of the audited units

Above table reveals that expenditure did not keep pace with the release of grants during 2003-06 and was considerably less than available resources. The unspent balances of grants were indicative of poor planning for utilization of funds towards the intended objectives in a time bound manner.

1.7 District planning committees

Under Section 63 and 86 of Uttar Pradesh Kshetra Panchayat and Zila Panchayat Adhiniyam, 1961, ZP shall prepare every year a development programme for the district after including the development plan of KPs and GPs and submit it to the District Planning Committee (DPC) for approval. Uttar Pradesh District Planning Committee Act, 1999 was enacted for constitution of DPC. As the DPCs were not constituted even after its enactment, the 2nd SFC also recommended (paragraph 18.4) for constitution and functioning of the DPC. The State Government while accepting the recommendations issued (February 2007) orders for constitution of the DPC. Despite these recommendations and issuance of the government orders,

⁴ Details of GPs were not available.

DPCs were non-functional as of June 2008. Due to non-functioning of the DPC, there was no effective monitoring over the developmental programme.

1.8 Devolution of funds, functions and functionaries

The Act envisaged devolution of funds as well as transfer of functions and functionaries from the parent department to the PRIs relating to 29 subjects listed in the 11th Schedule of the Constitution. In 1999, sixteen functions related to 12 departments⁵ were devolved to PRIs and village level functionaries of eight departments⁶ were transferred to Gram Panchayats as multi purpose workers. This was pursued with a view to creating a pool of Multi Purpose Panchayat Level workers and establishing village secretariats. However, the Government while reviewing these arrangements reverted (2006) the employees to their parent departments except Village level workers of Panchayati Raj, Social Welfare and Rural Development. Funds of eight functions were transferred as of May 2008. Thus, the effective functioning of PRIs hampered because of lack of transfer of corresponding funds and functionaries to PRIs. Besides, the objective of the operation of functional Village Secretariat was also defeated.

1.9 Budgeting and budgetary process

As per provisions of the UP Kshetra Panchayat and Zila Panchayat Manual⁷, each unit of PRIs shall prepare an annual budget. Out of 130 KPs test checked, only eight KPs (*Appendix-9*) had prepared the annual budget. 2909 test checked GPs did not prepare their annual budget during 2004-06.

1.10 Accounting arrangements

Accountant / accounts clerk were maintaining accounts in ZP and KP respectively and Chartered Accountant/ Village Development Officer in GPs.

⁵ Agriculture, Animal Husbandry, Basic Education, Food&Civil Supply, Health, Land Development Minor Irrigation, Panchayati Raj, Rural Development, Social Welfare, Water Supply and Youth Welfare.

⁶ Agriculture, Health, Land Development Minor Irrigation, Panchayati Raj, Rural Development, Social Welfare and water supply.

⁷ Section 110

1.10.1 Adoption of accounts formats prescribed by C&AG

On the recommendations of 11th FC, the C&AG, prescribed Budget and Accounting formats for all the tiers of PRIs in the year 2002. Although, the Government accepted (March 2003) the formats, but did not ensure its implementation at the ZPs and KPs level. As a result, the objective to introduce a proper accounting system to facilitate realistic assessment of the needs of the ZPs and KPs for basic civic and developmental functions was not achieved.

The GPs were maintaining their accounts in the C&AG's accounts format through Chartered Accountants (CAs). However, the point remains that accounts of the GPs were in arrears since 2004-05 mainly due to delay in appointment of CAs, non-submission of the records to CAs etc.

Thus, in the absence of data necessary for a rational determination of the gap between the cost of service delivery and the capacity to raise resources could not be assessed.

1.10.2 Preparation of annual accounts

The 11th FC stressed the need for maintenance of accounts in a transparent manner and allocated funds⁸ to the GPs as these accounts were not being maintained at that level. However, the 12th FC noticed that the data quality at the grass root level was poor and accurate information on the finances of the PRIs was not available at the state level. Further, the 12th FC recommended for maintenance of credible information on the finances of the PRIs at the state level in order to assess the actual requirement of funds for each tier of the PRI. However, these accounts were not compiled at the district as well as at the State level. As a result, allocation of funds to the PRIs was not based on the 'need-based assessment'.

Further, the 2nd SFC recommended (paragraph 11.21) for mandatory preparation of annual accounts of PRIs but it was not accepted by the State

⁸ At the rate of Rs four thousand per GP per year.

Government. During 2005-06, out of 47 ZPs and 130 KPs test checked, four⁹ ZPs and 19 KPs (*Appendix 10*) had not prepared annual accounts. As a result, the true and fair view of actual income and expenditure of these ZPs and KPs was not ascertainable.

Sofar as accounts of GPs are concerned, Chartered Accountants (CAs) prepared the accounts of all 52000 GPs till 2003-04 in the accounting formats prescribed by the C&AG. For the ensuing years, the CAs prepared the accounts of only 19840 GPs for the year 2004-05 and 5769 GPs for 2005-06 as of May 2008. The reasons for delay in preparation of the accounts of the GPs attributed to non-submission of the records to the CA by the Village Development Officers and Assistant Development Officers at the block level.

1.10.3 Non reconciliation of Cash Balances

The section 84 (2) of UP Zila Parishads and Kshetra Samities (Budget and General Accounts) Rules, 1965, provides that the receipts and expenditure entered in the cash book should be compared item by item with the treasury or Bank Pass Books at the end of each month and the balances agreed.

Out of 47 ZPs and 130 KPs test checked, there was a difference of Rs 13.38 crore as of March 2006 between the cash book and treasury/bank pass book in 18 Zila Panchayats (*Appendix 11*) and 48 Kshetra Panchayats (*Appendix 12*). In the absence of reconciliation of cash balances, incidence of fraud/ embezzlement/ misappropriation of funds could not be ruled out.

1.11 Recommendations of State Finance Commission

Second State Finance Commission (2nd SFC) was constituted in February 2000 for the period 2001-2006. Recommendations of the 2nd SFC in five parts relating to 245 paragraphs of Panchayati Raj and Urban Local Bodies were tabled (June 2002) before the Governor for approval. Details of the recommendations are as under:-

⁹ Farrukhabad, Lucknow, Sonbhadra and Unnao

Number of parts	Particulars	Number of Recommendations
1	General	11
2	Panchayati Raj Institutions	93
3	Urban Local Bodies	107
4	District Planning Committees and State Finance Commission Cell	5
5	Principles of transformation and share of Local Bodies	29

Source: Information furnished by Finance Department, Government of Uttar Pradesh.

The State Government fully accepted 61 out of 93 recommendations of 2nd SFC relating to PRIs mainly on the issues of timely release of the grants, enhancement in their own resources and transferring of certain percentage of income of ZPs to GPs etc. The Government had in principle/partly accepted 14 recommendations relating mainly to the capacity buildings, resource mobilization etc of the PRIs. However, the Government did not accept 18 recommendations, which relate mainly to imposing of property tax in rural areas, revision of land revenue rates, enhancing income of PRIs through licence etc.

1.12 Audit arrangement

The Chief Audit Officer, Cooperative Societies and Panchayats (CAO) acts as Primary Auditor of all the three tiers of PRIs. The CAO is assisted by one Joint CAO, two Deputy CAOs and Audit Officers at the state level and 10 Deputy CAOs 55 Regional Audit Officers and 89 District Audit Officer (DAO) at district level.

The audit by C&AG of India flows out of the entrustment of Technical Guidance and Supervision under Section 20(1) of the C&AG's (DPC) Act, 1971.

1.13 Primary audit arrears

Being primary auditor, CAO is required to audit all the units of the PRIs in the State. Primary audit of PRIs for the period 2004-05 to 2006-07 was in arrears ranging between 78.40 *per cent* and 26.12 *per cent* as of October 2007 as detailed below:

Sl No	Name of PRIs	2004-05		2005-06		2006-07	
		Allotted	Arrear (per cent)	Allotted	Arrear (per cent)	Allotted	Arrear (per cent)
1	ZPs	70	46 (65.71)	70	37 (52.86)	70	65 (92.86)
2	KPs	809	105 (12.98)	809	111 (25.22)	809	204 (25.22)
3	GPs	52139	41506 (79.61)	51772	13605 (26.28)	51772	18282 (35.31)
Total		53018	41567 (78.40)	52651	13753 (26.12)	52651	18551 (35.23)

Source: Information furnished by CAO, Co-operative Societies and Panchayats

CAO stated (October 2007) that the arrear was due to non-submission of records by ZPs, KPs and GPs. The non-production of records to the CAO for audit was a serious setback to the reliability of financial reporting. Moreover, the possibility of misutilisation of funds and other irregularities could also not be ruled out.

1.14 Position of entrustment of audit / TGS to C&AG

The Eleventh Finance Commission recommended exercising of Technical Guidance and Supervision (TGS) over the proper maintenance of accounts of PRIs and their audit by C&AG under section 20(1) of the C&AG's (Duties, Powers and Conditions of Service) Act, 1971. Consequently, the State Government entrusted the audit of local bodies to C&AG of India in October 2001. However, suitable amendments in the State Acts/ Rules were not made (October 2007) even after a lapse of six years.

1.15 Audit coverage

Test audit of the accounts of 47 Zila Panchayats, 130 Kshetra Panchayats and 2909 Gram Panchayats for the year 2005-06 was conducted during 2006-07. The important findings are discussed in the succeeding paragraphs and chapters.

1.16 Utilization of Twelfth Finance Commission grants

The Twelfth Finance Commission (12th FC) has earmarked Rs 2928.00 crore for the PRIs of Uttar Pradesh for the period 2005-2010 with the recommendation to utilize the grants to improve the service delivery by the Panchayats in respect of water supply and sanitation. According to the recommendation, it is mandatory for the State government to transfer the grants released by the GOI to the PRIs

with in fifteen days of its receipt and simultaneously ensure that grants are credited to their bank accounts. Position of grants released by the Government of India to the State Government and from State Government to PRIs is as under:-

(Rs in crore)

Year	Amount of grants received from Central Government	Date of received of the grants from Central Government	Total allocation of grant by the State Govt. to PRIs	Amount of grant released to PRIs by the State Government	Date of release of grants by the State Government
2005-06	292.80 (1 st Installment)	28-11.2005	292.80	292.80	8-12-2005
	292.80 (2 nd Installment)	02-03-2006	292.80	292.80	10-03-2006
2006-07	292.80 (1 st Installment)	13-9-2006	292.80	292.80	19-9-2006
	292.80 (2 nd Installment)	18-5-2007	292.80	292.80	31-5-2007

Test Check of 35 PRIs revealed that the first and second installment of Twelfth Finance Commission grant for 2005-06 was credited to the treasury/bank account with a delay upto 98 days and 96 days respectively (**Appendix 13 and 14**) in disregard to the 12th FC's recommendations, besides, delay in developmental work. Further, out of Rs 40.74 crore received during 2005-06 in test checked 23 ZPs, 87 KPs and 1325 GPs, Rs 33.76 crore was unutilized as of date specified in **Appendix 15, 16 and 17**. Non-utilization of about 83 per cent of the 12th FC grant indicated the reluctance of the PRIs towards the objectives of providing civic amenities e.g. roads, sanitation, water supply etc. to the population of their area.

1.17 Arrears in tax collection

PRIs earn revenue out of their own resources through taxes, rent, fees, issue of licenses, tehbazari, boat *ghat* etc.

In six ZPs, demand for Rs 5.02 crore was raised for the year 2005-06 which included arrear of Rs 2.23 crore. Out of this, only Rs. 1.54 crore was recovered during the year and balance (Rs. 3.48 crore) was outstanding against the tenants, licensees and contractors on accounts of rents, license fees etc. The arrears included Rs 97 lakh for more than ten years while Rs 2.51 crore was outstanding for more than one year (**Appendix 18**). Slackness of the PRIs

in revenue realization especially the outstanding dues was a serious setback to their financial viability.

1.18 Non transfer of income share to GPs

Government of Uttar Pradesh order (October 2002) envisages that ZPs must ensure regular transfer of fifty *per cent* of their income earned from disposal of dead animals to GPs including arrears.

Scrutiny (May 2006-March 2007) of the records of 47 ZPs revealed that contrary to the Government order, nine ZPs had not transferred fifty *per cent* (Rs 1.88 crore) of their income earned (Rs 3.77 crore) from disposal of dead animals to GPs as of audit date (*Appendix 19*).

1.19 Internal control

The main objectives of a sound internal control system in an organization are

- ❖ Promoting orderly, economical, efficient and effective operations and delivery quality products and services consistent with the organization's missions;
- ❖ Safeguarding resources against loss due to waste, abuse, mismanagement, errors, fraud and irregularities;
- ❖ Adhering to laws, regulations, and management directives; and
- ❖ Developing and maintaining reliable financial and management data and fairly disclosing that data in timely reports.

Test check of accounts of PRIs for the year 2006-07, revealed that 762 para on poor financial management and financial irregularities resulting in excess expenditures, fraudulent payment, misappropriation of funds, diversion of funds and loss of revenue etc were communicated through the Audit Inspection Reports of the Senior Deputy Accountant General (Local Bodies) Uttar Pradesh Allahabad. However, the compliance of these paragraphs was extremely poor and indicated that the accounting system and internal controls were inadequate to provide assurance against financial irregularities.

1.20 Conclusion

Despite availability of funds, database on finances was not created and thus, the objective of development of financial management information system was not fulfilled. The funds were allocated to the PRIs without any need-based

assessment of their activities. The PRIs were unable to utilize funds in a time bound manner due to poor planning and management. Internal control and monitoring mechanisms at all the level was unable to provide an assurance to the Department on the reliability of their financial reporting and adequacy of systems and procedure.

1.21 Recommendation

- ❖ The Government should ensure that database on finances are created at the district level as well as at the state level as per recommendations of the 11th and 12th FC.
- ❖ The grants should be utilized in a time bound manner to derive the intended benefit.
- ❖ The Government should ensure that District Planning Committees are effective and functional.
- ❖ The PRIs should be made accountable for preparation of their annual accounts in the standard formats within a specified period and their accounts should be compiled at the district level and at the State level for an objective assessment for allocation and utilization of funds.
- ❖ The Government should make ZPs, KPs and GPs accountable to the CAO for submission of records for audit.
- ❖ Internal control system of the PRIs should be strengthened to provide assurance on reliability of data and financial reporting.

Chapter-II

Audit of Transactions

2.1 Unauthorised encroachment of land

Unauthorised encroachment of land by local residents in Zila Panchayat, Lalitpur rendered the loss of Rs 3.16 crore to its asset's base.

Government of Uttar Pradesh order (December 1999) envisaged that the vacant land as well as encroachment on the land of Zila Panchayats is to be got evicted and vacated.

Scrutiny (January 2007) of the records of Zila Panchayat, Lalitpur (ZP) revealed that local residents had encroached 18907.09 sq metre of the land of the ZP for periods ranging between eight and 28 years. The cost of the land under encroachment was Rs 3.16 crore at the prevailing market rates as assessed (January 2007) by Chief Development Officer Lalitpur as detailed below:

(Rs in lakh)					
Sl.No.	Geographical location of the land	Period of illegal occupation	Area in Sq.m.	Market rate of the land in Rs/Sq.m.	Total Amount
1	Near Lalitpur Mortuary	From 1978-79 to date	4493.64	1900	85.38
2	Left over old road Lalitpur to Kaijugawan in Panari Gram	Prior to 1998-99 to date	7176.63	1700	122.00
3	Roadside in Gram Vanpur	Prior to 1999 to date	7233.82	1500	108.51
Total			18904.09		315.89

Scrutiny further revealed that as of January 2007 encroachment on the ZP land could not be removed due to the construction of *Kutchha/pucca* houses by unauthorized occupants. Non-eviction of illegal occupants had therefore resulted in not only a loss of Rs 3.16 crore on the resources of the ZP but also indicated at the shrinking of its asset base.

The ZP stated (January 2007) that eviction of the unauthorized encroachment of land could not be done but efforts were being made for the recovery of rents from the illegal occupants. The reply was not tenable as instead of enforcing eviction of the

encroachment of land from the illegal occupants, the proposal of the ZP to recover rents from the unauthorized occupants was not only contrary to the Government orders but also paved the way to legalize the illegal act apart from putting the ZP to a estimated loss of Rs 3.16 crore.

Matter was referred to the Government (May 2007); reply was awaited (May 2008.)

2.2 Loss of Government money

Zila Panchayat Chandauli suffered a loss of Rs 62.69 lakh due to injudicious operation of its bank accounts in a non scheduled bank.

Section 101 of Uttar Pradesh Kshetra Panchayat and Zila Panchayats Adhiniyam, 1961 envisages that the Zila Nidhi should be kept in Government Treasury/Sub Treasury or in the Bank to which the Government Treasury business has been made over or with the previous sanction of State Government, in one or more of the Scheduled Banks or Co-operative Banks specified by it in this behalf.

Zila Panchayat, Chandauli (ZP) received (1999-2000) grants of Rs 1.84 crore from the Government for developmental work as per recommendations of the State Finance Commission (SFC) and Tenth Finance Commission (10th FC). Besides, Rs 12.13 lakh on account of recovery of loans was also received from beneficiaries of Antyodaya Scheme for transferring it to the State Government. Both the funds were deposited in Union Bank of India (UBI), Chandauli (Nationalized Bank).

Scrutiny (May 2006) of the records of Zila Panchayats Chandauli (ZP) revealed that the Chairman of ZP opened (February 1999) new accounts in the branches of District Urban Co-operative Bank at Mugalsarai and Lahuravir in district Varanasi without prior approval of the Government and also overlooking the fact that ZP was already operating their accounts in a Nationalized Bank. Further, the ZP withdrew (February 1999) the funds (Rs 62.69 lakh) of these Schemes from UBI and deposited them in these accounts. However, as the Bank had reached the stage of bankruptcy, Reserve Bank of India blacklisted (July 1999) it and precluded it from making payments, discharging liabilities or obligations with effect from 10 July 1999. As a result, the bank accounts could not be operated and a balance of Rs 62.69 lakh lying in the accounts as on 10 July 1999 could not be used for the intended purpose as per following details:-

Sl.No.	Account Number	Name of Scheme	Balance (Rs in lakh)
1	4362	SFC 10 th FC	11.01 38.99
2	4384	Antyodaya Scheme	12.69
Total			62.69

The ZP in its reply admitted (August 2007) the facts. Thus, ZP had to suffer not only the loss of Rs 62.69 lakh (excluding the interest) but was also deprived of the coverage of the earmarked activities envisaged under the schemes.

The matter was referred to the Government (July 2007); reply was awaited (May 2008).

2.3 Fraudulent payment

2.3.1 Disbursement of wages to same set of labourers more than once

Payment of Rs 0.95 lakh was made fraudulently through muster rolls by showing the deployment of the same labourers thrice/twice in the same period by Kshetra Panchayat, Robertsganj besides, suspected misappropriation of Rs1.26 lakh.

Guidelines for the implementation of the Sampoorna Gramin Rozgar Yojna (SGRY) issued by the Ministry of Rural Development, Government of India, envisages that works be executed departmentally on Muster Rolls through such labourers only who had been identified and entered as wage-earners in the Employment Register maintained for the purpose by each Panchayat. Payment of wages to the labourers in cash and food grain in lieu of cash must be made weekly in the presence of Gram Pradhan/people's representative by recording a disbursement certificate on the Muster Rolls.

Scrutiny (December 2006) of the records of the Kshetra Panchayat, Robertsganj (KP) and further information collected (September 2007) revealed that the KP executed departmentally the work of digging of an old pond at Madar between February 2005 and July 2005 against an estimate of Rs 7.09 lakh (including construction of *Ghat*) sanctioned (February 2005) by the Executive Engineer (Rural Engineering Services), Sonbhadra under SGRY.

Scrutiny revealed that 161 labourers were engaged on Muster Rolls. The KP issued cheques for Rs 1,99,272 during March – September 2005 to work incharge for disbursement of wages to labourers in cash. Scrutiny further revealed that payment of Rs 58,696 was made in cash on the muster rolls to 161 labourers thrice for the work done between 08-07-2005 and 19-07-2005 and to 17 labourers twice for work done

between 12-07-2005 and 14-07-2005 in addition to the coupon for food grains. Similarly, disbursement of Rs 36,772 was made during 15-07-2005 to 19-07-2005 to the same set of 161 labourers twice through Muster Rolls. Neither the disbursement was made in the presence of Gram Pradhan /people's representatives nor was any Employment Register maintained for identification of the labourers. The date of disbursement was also not recorded on the muster rolls.

During scrutiny (December 2006), it was also noticed that material (Cement, Sand etc.) valuing Rs 1,26,484 purchased (July 2005) for construction of the Ghat had also been shown as consumed on construction of Ghat in old pond at Madar between 25 September 2005 and 18 October 2005 at a cost of Rs 0.63 lakh. However, neither reference of the musterrolls was recorded in the MB nor payment to the labourers was made as of September 2007 despite the availability of funds. The consumption of the building material without engagement of labourers was an indication to the misutilisation of the government money.

Thus, non-maintenance of the Employment Register after identification of eligible wage earners and making payment in absence of Gram Pradhan/ people's representative without recording disbursement certificate on the Muster Rolls facilitated fraudulent payment of Rs 0.95 lakh besides, suspected misappropriation of Rs 1.26 lakh by manipulating the consumption of the building material.

The matter reported to the Government (May 2007); reply was awaited (May 2008).

2.3.2 Disbursement of wages without obtaining signatures/ thumb impression

Muster rolls for Rs 1.86 lakh were adjusted fraudulently under Sampoorna Gramin Rozgar Yojana without acknowledgement of the labourers for the receipt of cash and food grains.

The para 3.1 and 3.4 of the guidelines of Sampoorna Gramin Rozgar Yojna (SGRY) envisage that payment of wages in the shape of cash and food grains must be made to the labourers weekly in presence of Gram Pradhan/ people's representative by recording a disbursement certificate on the Muster Rolls.

Scrutiny (November 2006 and October 2007) of the records of the Kshetra Panchayat (KP), Asafpur, district - Badaun revealed that Nawabpur to Habibpur Gate (length 1700 metre) road was constructed between October 2004 and April 2005 departmentally by deployment of labourers on Muster Rolls. The Block Development

Officer Asafpur, Badaun (BDO), released¹⁰ Rs 1, 06,227 to the Village Development Officer (VDO) for disbursement to the labourers engaged through 24 Muster Rolls. Although the VDO recorded a disbursement of Rs 1.86 lakh (cash: Rs 1.06 lakh and distribution of 160.95 quintal food grains: Rs 0.80 lakh) during the same month on muster rolls, the acknowledgement of the labourers had not been recorded. The VDO had also not recorded the 'Food Grain Coupon Book' number and coupon numbers in the Muster Rolls. Moreover, the concerned Gram Pradhan / people's representatives of the KP had not certified the disbursement. Thus, the disbursement shown by the VDO was doubtful.

On being pointed out in audit, the BDO assured (November 2006) compliance in future. On further information collected (October 2007) from the KP, the BDO justified the payment by providing photocopies of the relevant muster rolls with undated thumb/finger impressions but without the Food Grain Coupon Book number and coupon number. In view of admittance of audit contention by the same officer earlier, the reply as well as documents produced at a subsequent stage cannot be relied upon. Moreover, manipulations in muster rolls to justify the payment were fraught with the risk of fraud and malpractice in implementation of SGRY. Besides, quantity of food grains shown to be distributed to the labourers without mentioning Food Grain Coupon Book number and coupon number also puts a question mark on the reliability of the muster rolls.

The matter was referred to the Government (July 2007); reply was awaited (May 2008).

2.4 Unfruitful expenditure on incomplete project

Lack of monitoring over the project related to shelter less beneficiaries rendered the expenditure of Rs 16.13 lakh unfruitful and blocked Rs 8.87 lakh for over five years.

Under a centrally assisted project¹¹, Ministry of Rural Development, Government of India (GOI) accorded (March 2002) administrative approval of Rs 50 lakh to Zila Panchayat, Farrukhabad (ZP) for providing 71 low cost houses, construction of 4 km road and installation of 14 Hand pumps (India Mark-II) to the shelter less

¹⁰ February 2005: Rs 76197 and April 2005: Rs 30030

¹¹ Innovative Stream for Rural Housing and Habitat Development

beneficiaries living Below Poverty Line. The GOI was to release funds in two installments and the project was to be completed by March 2004.

The Government further issued (September 2003) instructions to release 30 *per cent* of the total sanctioned amount of the project as first installment in advance to the executing agency for commencing the work against Fidelity Guarantee (FG) of Rs 10 lakh. The second installment of 40 *per cent* was to be released only after submission of the utilization certificate in respect of the amount released earlier and after satisfying that the work executed by the agency was satisfactory. Payment of the third and final installment (30 *per cent*) was to be made after physical verification and satisfactory execution of work.

Scrutiny (November 2006 and October 2007) of the records of the Zila Panchayat, Farrukhabad (ZP) revealed that on receipt (April 2002) of Rs. 25 lakh from GOI as first instalment of the project, the ZP awarded (July 2002) the work to a voluntary service organization¹² and obtained (October 2003) a FG (with its validity of one year) of Rs 10 lakh from it. However, the FG was not pledged with the ZP during the period of its validity. Meanwhile, the ZP without getting of the validity period of the FG extended, paid an advance of Rs 16.13 lakh to the executing agency¹³ between January 2004 and February 2005. The executing agency stopped (February 2005) the work after incurring an expenditure of Rs 16.13 lakh. Despite the stoppage of work, the ZP had not taken any penal action against the executing agency due to non-availability of any valid option with it for encashment of FG. The residual balance of Rs 11.11 lakh (left over grant of Rs 8.87 lakh plus interest of Rs 2.24 lakh thereon) was lying unutilized with the ZP as of October 2007. The second instalment of the project cost was also not released by GOI due to non-adherence of specified date of completion (March 2004) and non-submission of the utilization certificate. The work was lying abandoned after its stoppage.

The ZP stated (October 2007) that effort was underway to restart the work through the same executing agency and action would be taken in case the agency did not restart the work. The reply was not tenable as award of work without safeguarding the financial interest of Government rendered the expenditure of Rs 16.13 lakh unfruitful for more than three and half years, besides blockage of funds of Rs 8.87 lakh. Also

¹² Sarwbhaum Sanskrit sansthanam, Goverdhan, Mathura (SSSM)

¹³ Sarwbhaum Sanskrit sansthanam, Goverdhan, Mathura (SSSM)

the shelter less beneficiaries of the area were deprived of the benefits admissible under the project.

The matter was referred to the Government (May 2007); the reply was awaited (May 2008).

2.5 Misappropriation of funds

Six Gram Panchayats misappropriated Rs 0.85 lakh showing the deployment of same labourers at different sites during the same period on muster rolls.

As per Gram Panchayat Manual, Gram Vikas Adhikari and Gram Pradhan are jointly responsible for all transactions from the Gram Nidhi and are responsible to ensure the correctness of daily employment of labourers, identification, eligibility as well as payments. The amount of the muster roll should be restricted to the actual value of work done as per prescribed norms,

Scrutiny (October- November 2006) of Gram Panchayats (GPs), district-Bareilly and Badaun revealed that Six GPs executed earth work on muster rolls between January 2005 and March 2006 showing the deployment of labourers of the same name and address at different sites (*Appendix 20*) on the same working days. The payment of Rs 0.85 lakh was shown to be made against the engagement of same labourers on muster rolls at different sites during the same period. The muster rolls were adjusted without any measurement of the works. The Gram Pradhan issued the certificate regarding identification of labourers and disbursement of Rs. 85188 to them. Thus, the respective Gram Pradhans and Gram Vikas Adhikari had misappropriated Rs 85188 from the Gram Nidhi. The concerned GPs did not offer any specific comment on these irregularities in their reply (October-November 2006).

The matter referred to Government (September 2007); the reply was awaited (May 2008).

2.6 Diversion of funds

Zila panchayat, Lalitpur diverted Rs 2.89 lakh on the construction of shops in violation of the guidelines of State Finance Commission and also the instructions of the Government.

As per recommendations (September 2001) of SFC, grant released to PRIs should be utilized to meet out administrative expenses, creation of durable assets of public utility and other developmental works. Government instructions (December 1997)

further require that cost of the construction of Shops/Complex in the commercial lands of Zila Panchayats should be borne out of the premium amount received from the interested parties/persons.

Scrutiny (January 2007 and October 2007) of the records of the Zila Panchayat, Lalitpur (ZP) revealed that the ZP constructed nine shops at a cost of Rs 2.89 lakh (five shops in September 2004: Rs 1.47 lakh and four shops in September 2005: Rs 1.42 lakh) in the commercial lands owned by it. The ZP incurred the expenditure on construction of these shops from the SFC grants instead of the premium amount (Rs 3.09 lakh) received (June 2004-November 2004) from the interested parties/persons. The SFC grant was not recouped from the premium amount as of October 2007.

The ZP replied (January 2007) that construction of the shops was in public interest and approved by the Board.

The reply was not acceptable as construction of shops had a commercial motive and therefore expenditure on their construction was not admissible from the SFC funds. Moreover, the Government had also issued clear guidelines prescribing the modus operandi regarding the management of funds for construction of the shops. Diversion of Rs. 2.89 lakh for the construction of shops was thus contrary to SFC guidelines as well as Government's instructions.

The matter was referred to the Government (July 2007); reply was awaited (May 2008).

**Allahabad
The**

**Sr. Dy. Accountant General/Local Bodies
Uttar Pradesh**

Countersigned

**Allahabad
The**

Principal Accountant General (Civil Audit), UP

Appendix- 1
(Reference: Paragraph 1.6; page 10)
Financial position of Zila Panchayats for the year 2003-04

(Rs in lakh)

SI No	Name of Zila Panchayats	Opening Balance	Receipt	Total	Expenditure	Closing Balance
1	Meerut	372.20	681.06	1053.26	669.23	384.03
2	Saharanpur	129.99	791.75	921.74	630.62	291.12
3	Muzaffarnagar	395.84	574.28	970.12	564.58	405.54
4	Badaun	471.47	940.35	1411.82	884.35	527.47
5	Aligarh	191.06	557.44	748.50	458.74	289.76
6	Mahamaya Nagar	207.15	300.92	508.07	351.94	156.13
7	Mathura	362.42	537.54	899.96	433.51	466.45
8	Etah	520.12	755.86	1275.98	943.40	332.58
9	Firozabad	440.05	361.70	801.75	168.86	632.89
10	Farrukhabad	324.59	353.59	678.18	469.52	208.66
11	Kannauj	208.72	364.34	573.06	273.31	299.75
12	Auriya	253.04	178.14	431.18	198.47	232.71
13	Jhansi	206.82	352.64	559.46	261.82	297.64
14	Lalitpur	213.78	319.36	533.14	237.58	295.56
15	Chitrakoot	294.62	172.75	467.37	159.87	307.50
16	Banda	574.15	420.62	994.77	357.52	637.25
17	Mahoba	228.84	107.63	336.47	98.93	237.54
18	Allahabad	942.67	1090.73	2033.40	949.14	1084.26
19	Pratapgarh	532.54	606.28	1138.82	556.53	582.29
20	Mirzapur	364.97	732.81	1097.78	702.57	395.21
21	Sonbhadra	693.13	992.09	1685.22	924.55	760.67
22	Rai-bareilly	463.37	987.35	1450.72	1028.06	422.66
23	Sitapur	481.59	1404.09	1885.68	1412.56	473.12
24	Lakhim Pur Kheri	466.92	1076.16	1543.08	939.61	603.47
25	Ambedkar Nagar	294.15	361.44	655.59	350.67	304.92
26	Ballia	701.98	1054.34	1756.32	951.32	805.00
27	Mau	243.09	628.05	871.14	400.66	470.48
28	Varanasi	182.71	606.15	788.86	432.90	355.96
Total		10761.98	17309.46	28071.44	15810.82	12260.62

Appendix- 2
(Reference: Paragraph 1.6; page10)
Financial position of Kshetra Panchayats for the year 2003-04

(Rs in lakh)

Sl.No.	Name of Kshetra Panchayats	Name of District	Opening Balance	Receipt	Total	Expenditure	Closing Balance
1	Tundla	Firozabad	28.10	30.02	58.12	41.08	17.04
2	Jawa	Aligarh	15.27	30.72	45.99	38.02	7.97
3	Raya	Mathura	43.81	124.73	168.54	149.42	19.12
4	Jasrana	Firozabad	29.52	15.75	45.27	36.15	9.12
5	Khair	Aligarh	11.11	66.96	78.07	62.14	15.93
6	Chhata	Mathura	39.67	68.14	107.81	99.00	8.81
7	Dahegavan	Badaun	12.29	23.85	36.14	20.06	16.08
8	Kasganj	Etah	49.99	54.56	104.55	91.18	13.37
9	Kunda	Pratapgarh	70.23	43.86	114.09	82.56	31.53
10	Lakshmanpur	Pratapgarh	51.04	29.07	80.11	57.62	22.49
11	Soro	Etah	21.62	33.99	55.61	47.74	7.87
12	Kalakankar	Pratapgarh	41.90	24.58	66.48	63.18	3.30
13	Lalganj	Pratapgarh	31.17	36.84	68.01	47.34	20.67
14	Akbarpur	Ambedkar Nagar	79.65	131.43	211.08	168.9	42.18
15	Basti Sadar	Basti	87.35	68.02	155.37	141.28	14.09
16	Hariyan	Basti	7.85	91.34	99.19	75.12	24.07
17	Manihari	Ghazipur	36.29	58.13	94.42	78.23	16.19
18	Navanagar	Ballia	68.03	65.74	133.77	75.43	58.34
19	Zamalpur	Mirzapur	71.52	49.95	121.47	112.51	8.96
20	Mazgavan	Bareilly	23.08	32.35	55.43	51.15	4.28
21	Kadar Chowk	Badaun	41.28	40.90	82.18	57.84	24.34
22	Sayana	Buland Shahar	6.94	32.84	39.78	25.97	13.81
23	Arniyan	Buland Shahar	35.17	48.97	84.14	70.55	13.59
24	Rampur	Saharanpur	3.45	35.33	38.78	35.23	3.55
25	Nakud	Saharanpur	5.84	70.81	76.65	73.28	3.37
26	Ballia Khedi	Saharanpur	17.59	113.23	130.82	127.48	3.34
27	Devband	Saharanpur	6.46	33.28	39.74	37.44	2.30
28	Mawana	Meerut	23.45	58.43	81.88	73.11	8.77
29	Deorala	Meerut	14.86	47.25	62.11	57.92	4.19
30	Deen Shah	Raibareilly	25.26	76.43	101.69	69.70	31.99
31	Sataon	Raibareilly	39.40	60.73	100.13	84.04	16.09
32	Banki	Barabanki	56.17	147.11	203.28	174.06	29.22
33	Masauda	Faizabad	16.99	59.73	76.72	60.52	16.20
34	Purabajar	Faizabad	6.97	65.65	72.62	57.93	14.69
35	Mayabajar	Faizabad	32.58	38.34	70.92	64.76	6.16
36	Jahangir ganj	Ambedkar Nagar	42.68	38.65	81.33	75.41	5.92
37	Baskhari	Ambedkar Nagar	32.12	43.25	75.37	58.62	16.75
38	Gangeswari	Jyotiba Phule Nagar	5.22	33.64	38.86	30.45	8.41
39	Dankaur	Gautam Budh Nagar	31.01	37.83	68.84	49.01	19.83
40	Gulawati	Buland Shahar	27.28	60.28	87.56	53.92	33.64
41	Kannauj	Kannauj	17.93	38.94	56.87	40.29	16.58
42	Talgram	Kannauj	9.45	21.43	30.88	28.94	1.94
43	Amapur	Etah	49.03	42.43	91.46	69.38	22.08

44	Narkhi	Firozabad	40.2	39.21	79.41	56.59	22.82
45	Madanpur	Firozabad	23.17	38.04	61.21	52.08	9.13
46	Rajgarh	Mirzapur	83.76	104.27	188.03	132.73	55.30
47	RobertsGanj	Sonebhadra	53.36	119.61	172.97	139.89	33.08
48	Harhua	Varanasi	26.5	49.32	75.82	60.61	15.21
49	Arajee Lines	Varanasi	33.63	58.53	92.16	52.13	40.03
50	NandGaon	Mathura	5.42	87.48	92.90	83.77	9.13
51	Sohawal	Faizabad	32.06	88.03	120.09	80.55	39.54
52	Miaon	Ambedkar Nagar	19.79	40.56	60.35	60.30	0.05
53	Jalalpur	Ambedkar Nagar	50.91	59.86	110.77	78.31	32.46
54	Khairagarh	Agra	40.21	34.66	74.87	67.14	7.73
55	Tappal	Aligarh	36.30	28.16	64.46	38.18	26.28
56	Chandaus	Aligarh	25.49	28.73	54.22	41.79	12.43
57	Saurikh	Kannauj	20.48	51.10	71.58	47.14	24.44
58	Haseran	Kannauj	10.73	12.34	23.07	21.27	1.80
59	Rajepur	Farrukhabad	37.39	33.34	70.73	25.53	45.20
60	Ghorawal	Sonbhadra	83.41	223.12	306.53	254.55	51.98
	Kashi Vidyapith	Varanasi	17.05	47.60	64.65	46.45	18.20
62	Pindra	Varanasi	31.47	78.45	109.92	97.77	12.15
63	Baldeb	Mathura	51.97	68.89	120.86	113.11	7.75
64	Hastanapur	Meerut	17.91	46.33	64.24	59.49	4.75
65	Rahi	Raibareilly	14.29	154.86	169.15	153.03	16.12
66	Badrao	Mau	29.05	42.65	71.70	49.91	21.79
67	Kopaganj	Mau	46.00	100.30	146.30	99.29	47.01
68	Bichpuri	Agra	22.79	32.38	55.17	44.90	10.27
69	Wah	Agra	38.73	34.41	73.14	29.56	43.58
70	Rudouli	Barabanki	22.01	97.00	119.01	101.02	17.99
71	Mavai	Barabanki	9.76	40.19	49.95	44.27	5.68
72	Deva	Barabanki	64.80	60.67	125.57	91.91	33.66
73	Chitrakoot Dham	Chitrkoot	18.69	64.34	83.03	59.78	23.25
74	Siroli	Barabanki	68.91	49.36	118.27	103.65	14.62
75	Harakh	Barabanki	47.57	71.99	119.56	103.53	16.03
76	Pahadi	Chitrakoot	29.07	43.34	72.41	58.96	13.45
77	Bilgram	Hardoi	22.89	33.35	56.24	55.65	0.59
78	Todarpur	Hardoi	40.80	30.02	70.82	19.51	51.31
Total			2583.19	4518.10	7101.29	5638.31	1462.98

Appendix- 3
(Reference: Paragraph 1.6; page 10)
Financial position of Zila Panchayats for the year 2004-05

(Rs in lakh)

Sl.No.	Name of Zila Panchayats	Opening Balance	Receipt	Total	Expenditure	Closing Balance
1	Moradabad	398.62	502.62	901.24	776.23	125.01
2	Jyotiba Phule Nagar	127.19	432.40	559.59	387.54	172.05
3	Meerut	384.03	571.21	955.24	562.97	392.27
4	Ghaziabad	417.09	511.04	928.13	532.58	395.55
5	Bulandshahar	521.36	526.97	1048.33	512.41	535.92
6	Saharanpur	291.12	713.63	1004.75	744.58	260.17
7	Muzaffarnagar	405.54	562.98	968.52	700.04	268.48
8	Badaun	527.47	614.59	1142.06	528.77	613.29
9	Pilibhit	147.82	340.45	488.27	306.23	182.04
10	Aligarh	289.76	818.11	1107.87	776.45	331.42
11	Mahamaya Nagar	156.13	326.00	482.13	425.67	56.46
12	Mathura	466.45	634.55	1101.00	805.34	295.66
13	Etah	332.58	730.85	1063.43	784.15	279.28
14	Firozabad	632.89	416.21	1049.10	413.70	635.40
15	Kanpur Nagar	225.22	475.88	701.10	365.38	335.72
16	Kanpur Dehat	188.73	347.86	536.59	458.01	78.58
17	Farrukhabad	208.66	450.98	659.64	443.68	215.96
18	Kannauj	299.75	334.60	634.35	366.07	268.28
19	Etawah	253.43	416.91	670.34	563.75	106.59
20	Auriya	232.71	277.08	509.79	358.14	151.65
21	Jhansi	297.64	455.82	753.46	400.57	352.89
22	Lalitpur	295.56	340.48	636.04	285.57	350.47
23	Jalaun	392.23	468.09	860.32	422.63	437.69
24	Chitrakoot	307.50	272.40	579.90	235.29	344.61
25	Banda	637.25	439.81	1077.06	293.54	783.52
26	Mahoba	237.54	297.41	534.95	224.42	310.53
27	Allahabad	1084.26	781.55	1865.81	791.78	1074.03
28	Pratapgarh	582.29	950.75	1533.04	1087.92	445.12
29	Mirzapur	395.21	785.00	1180.21	741.19	439.02
30	Sonbhadra	760.67	1135.34	1896.01	905.39	990.62
31	Hardoi	302.96	1224.95	1527.91	1227.67	300.24
32	Raibareilly	422.66	1163.69	1586.35	1305.65	280.70
33	Sitapur	473.12	1274.96	1748.08	1359.13	388.95
34	Lakhim Pur Kheri	635.15	907.93	1543.08	939.61	603.47
35	Unnao	655.00	685.22	1340.22	998.08	342.14
36	Lucknow	278.06	364.35	642.41	580.42	61.99
37	Barabanki	777.97	1193.64	1971.61	1151.08	820.53
38	Ambedkar Nagar	304.92	786.43	1091.35	537.44	553.91
39	Gonda	79.27	310.00	389.27	193.69	195.58
40	Basti	371.87	1017.03	1388.90	992.21	396.69
41	Maharajganj	378.78	460.83	839.61	558.24	281.37
42	Ballia	805.00	864.96	1669.96	896.67	773.29
43	Mau	470.48	522.85	993.33	545.16	448.17
44	Varanasi	355.96	532.65	888.61	649.66	238.95
45	Chandauli	222.98	555.36	778.34	632.11	146.23
46	Jaunpur	647.17	1629.69	2276.86	1932.30	344.56
47	Ghazipur	714.88	1063.93	1778.81	1280.38	498.43
Total		19392.93	30490.04	49882.97	31979.49	17903.48

Appendix- 4
(Reference: Paragraph 1.6; page 10)
Financial position of Kshetra Panchayats for the year 2004-05

(Rs in lakh)

Sl.No.	Name of Kshetra Panchayats	Name of District	Opening Balance	Receipt	Total	Expenditure	Closing Balance
1	Katra Bazar	Gonda	81.85	89.51	171.36	113.40	57.96
2	Rehra Bazar	Balrampur	13.83	47.16	60.99	56.75	4.24
3	Safipur	Unnao	52.60	161.94	214.54	129.70	84.84
4	Bangarmau	Unnao	20.97	132.83	153.80	125.76	28.04
5	Bawan	Hardoi	15.17	78.33	93.50	47.11	46.39
6	Pihani	Hardoi	19.62	17.55	37.17	34.08	3.09
7	Kachauna	Hardoi	39.86	58.75	98.61	57.93	40.68
8	Harpalpur	Hardoi	10.62	41.69	52.31	34.08	18.23
9	Chilakhar	Ballia	104.60	108.90	213.50	119.82	93.68
10	Saidpur	Ghazipur	12.26	123.62	135.88	125.23	10.65
11	Tundla	Firozabad	17.04	53.50	70.54	43.03	27.51
12	Jawa	Aligarh	7.97	74.33	82.30	46.36	35.94
13	Raya	Mathura	19.12	134.32	153.44	128.03	25.41
14	Jasrana	Firozabad	9.12	34.23	43.35	22.82	20.53
15	Khair	Aligarh	15.93	74.76	90.69	65.67	25.02
16	Chhata	Mathura	8.81	90.80	99.61	73.90	25.71
17	Haidergarh	Barabanki	15.51	109.11	124.62	99.38	25.24
18	Anupshahar	Bulandshahar	53.23	36.52	89.75	52.94	36.81
19	Trivediganj	Barabanki	32.55	108.57	141.12	89.44	51.68
20	Dahegavan	Badaun	16.08	77.74	93.82	56.84	36.98
21	Kalyanpur	Kanpur Nagar	0.16	38.77	38.93	34.96	3.97
22	Billhore	Kanpur Nagar	4.62	38.98	43.60	27.35	16.25
23	Ghatmpur	Kanpur Nagar	7.98	57.02	65.00	52.51	12.49
24	Kasganj	Etah	13.37	89.61	102.98	84.53	18.45
25	Kunda	Pratapgarh	31.53	118.22	149.75	71.77	77.98
26	Lakshmanpur	Pratapgarh	22.49	62.16	84.65	49.57	35.08
27	Soro	Etah	7.87	52.72	60.59	42.78	17.81
28	Kalakankar	Pratapgarh	3.30	70.64	73.94	63.07	10.87
29	Lalganj	Pratapgarh	20.67	65.50	86.17	40.82	45.35
30	Akbarpur	Ambedkar Nagar	42.18	275.23	317.41	271.56	45.85
31	Basti Sadar	Basti	14.09	75.33	89.42	80.23	9.19
32	Hariyan	Basti	24.07	69.79	93.86	80.92	12.94
33	Tanda	Ambedkar Nagar	24.81	107.50	132.31	64.72	67.59
34	Chakar Nagar	Etawah	11.53	46.96	58.49	46.27	12.22
35	VikramJote	Basti	32.91	125.720	158.63	117.39	41.24
36	Jaswant Nagar	Etawah	11.84	102.47	114.31	76.28	38.03
37	Kaptanganj	Basti	12.62	44.41	57.03	45.48	11.55
38	Sashwan	Badaun	31.82	72.79	104.61	78.58	26.03
39	Khurja	Bulandshahar	34.45	62.72	97.17	79.73	17.44
40	Ramnagar	Jaunpur	45.09	44.85	89.94	58.08	31.86
41	Zakhnia	Ghazipur	40.55	91.17	131.72	65.46	66.26
42	Manihari	Ghazipur	16.19	87.45	103.64	66.59	37.05
43	Mohmdabad	Ghazipur	34.07	88.06	122.13	87.32	34.81
44	Navanagar	Ballia	58.34	196.02	254.36	152.76	101.6

45	Zamalpur	Mirzapur	8.96	113.52	122.48	94.42	28.06
46	Mazgavan	Bareilly	4.28	53.02	57.30	25.87	31.43
47	Kadar Chowk	Badaun	24.34	47.26	71.60	47.48	24.12
48	Asafpur	Badaun	32.29	50.93	83.22	39.94	43.28
49	Sayana	BulandShahar	13.81	31.05	44.86	38.82	6.04
50	Arniyan	BulandShahar	13.59	88.45	102.04	80.07	21.97
51	Kathora	Jalaun	63.26	121.45	184.71	121.35	63.36
52	Maihba	Jalaun	34.91	98.82	133.73	94.92	38.81
53	Rampur	Saharanpur	3.55	59.21	62.76	50.52	12.24
54	Nakud	Saharanpur	3.37	84.29	87.66	66.00	21.66
55	Ballia Khedi	Saharanpur	3.34	120.54	123.88	91.55	32.33
56	Devband	Saharanpur	2.30	76.49	78.79	35.22	43.57
57	Mawana	Meerut	8.77	74.36	83.13	78.15	4.98
58	Deorala	Meerut	4.19	71.59	75.78	69.44	6.34
59	Deen Shah	Raibareilly	31.99	123.80	155.79	101.35	54.44
60	Sataon	Raibareilly	16.09	104.91	121.00	98.38	22.62
61	Pawansa	Moradabad	7.54	99.38	106.92	86.27	20.65
62	Sambhal	Moradabad	9.65	80.50	90.15	79.83	10.32
63	Miyaganj	Unnao	36.56	187.86	224.42	174.26	50.16
64	Auras	Unnao	63.18	122.60	185.78	134.00	51.78
65	Malwan	Fatehpur	17.62	73.10	90.72	82.32	8.40
66	Bahuan	Fatehpur	20.45	58.96	79.41	49.99	29.42
67	Haswan	Fatehpur	65.45	96.45	161.90	144.28	17.62
68	Banki	Barabanki	29.22	174.54	203.76	159.79	43.97
69	Masauda	Faizabad	16.20	82.71	98.91	72.36	26.55
70	Purabajar	Faizabad	14.69	85.80	100.49	84.73	15.76
71	Mayabajar	Faizabad	6.16	88.06	94.22	63.50	30.72
72	Jahangir Ganj	Ambedkar Nagar	5.92	76.44	82.36	58.30	24.06
73	Baskhari	Ambedkar Nagar	16.75	69.99	86.74	34.79	51.95
74	Gangeswari	Jyotiba Phule Nagar	8.41	59.33	67.74	53.13	14.61
75	Dankaur	Gautam Bbudh Nagar	19.83	56.21	76.04	44.40	31.64
76	Gulawati	BulandShahar	33.64	38.92	72.56	50.34	22.22
77	Kannauj	Kannauj	16.58	54.05	70.63	43.65	26.98
78	Talgram	Kannauj	1.94	61.23	63.17	53.41	9.76
79	Amapur	Etah	22.08	43.36	65.44	44.92	20.52
80	Narkhi	Firozabad	22.82	76.45	99.27	40.00	59.27
81	Madanpur	Firozabad	9.13	53.83	62.96	11.92	51.04
82	Rajgarh	Mirzapur	55.30	166.25	221.55	100.61	120.94
83	RobertsGanj	Sonbhadra	33.08	157.43	190.51	152.52	37.99
84	Harhua	Varanasi	15.21	84.35	99.56	79.82	19.74
85	Arajee Lines	Varanasi	40.03	70.60	110.63	66.00	44.63
86	NandGaon	Mathura	9.13	69.28	78.41	66.07	12.34
87	Sohawal	Faizabad	39.54	177.34	216.88	146.02	70.86
88	Miaon	Ambedkar Nagar	0.05	77.67	77.72	56.87	20.85
89	Jalalpur	Ambedkar Nagar	32.46	102.18	134.64	51.40	83.24
90	Khairagarh	Agra	7.73	60.75	68.48	49.81	18.67
91	Tappal	Alligarh	26.28	53.43	79.71	75.89	3.82

92	Chandaus	Alligarh	12.43	62.14	74.57	55.79	18.78
93	Saurikh	Kannauj	24.44	49.93	74.37	45.06	29.31
94	Haseran	Kannauj	1.80	34.77	36.57	22.47	14.10
95	Rajepur	Farrukhabad	45.20	51.22	96.42	56.19	40.23
96	Ghorawal	Sonebhadra	51.98	239.50	291.48	208.66	82.82
97	Kashi Vidyapith.	Varanasi	18.20	82.13	100.33	87.84	12.49
98	Pindra	Varanasi	31.47	78.44	109.91	97.76	12.15
99	Baldev	Mathura	7.75	100.82	108.57	77.61	30.96
100	Hastanapur	Meerut	4.75	68.17	72.92	60.91	12.01
101	Sardhana	Meerut	6.22	62.04	68.26	66.87	1.39
102	Rohaniya	Raibareilly	11.30	50.76	62.06	30.14	31.92
103	Rahi	Raibareilly	16.12	217.95	234.07	203.41	30.66
104	Badrao	Mau	21.79	71.77	93.56	58.79	34.77
105	Kopaganj	Mau	47.01	79.74	126.75	72.66	54.09
106	Bichpuri	Agra	10.27	42.69	52.96	33.67	19.29
107	Wah	Agra	45.23	45.26	90.49	76.47	14.02
108	Rudouli	Barabanki	17.99	166.31	184.30	135.27	49.03
109	Mavai	Barabanki	5.68	61.48	67.16	41.52	25.64
110	Chaljait	Moradabad	17.02	51.97	68.99	59.31	9.68
111	Deva	Barabanki	33.66	87.96	121.62	88.33	33.29
112	Chitrakut Dham	Chitrakoot	23.25	134.93	158.18	82.87	75.31
113	Mohanlal Ganj	Lucknow	157.79	198.11	355.90	283.19	72.71
114	Sarojini Nagar	Lucknow	82.76	159.48	242.24	143.03	99.21
115	Siroli Gauspur	Barabanki	14.62	92.25	106.87	47.18	59.69
116	Harakh	Barabanki	16.03	88.11	104.14	82.27	21.87
117	Bisanda	Banda	0.28	57.08	57.36	37.50	19.86
118	Pahadi	Chitrakoot	13.45	136.67	150.12	80.51	69.61
119	Manikpur	Chitrakut	11.98	222.20	234.18	158.65	75.53
120	Sarsaul	Kanpur	7.43	41.10	48.53	37.57	10.96
121	Bilgram	Hardoi	0.59	65.94	66.53	39.95	26.58
122	Sader	Mahranganj	36.50	67.72	104.22	53.82	50.4
123	Todarpur	Hardoi	51.31	56.78	108.09	45.10	62.99
124	Safai	Etawah	22.56	68.06	90.62	61.75	28.87
125	Bhathana	Etawah	15.64	115.91	131.55	107.18	24.37
126	Ganj Muradabad	Unnao	57.54	108.34	165.88	132.79	33.09
127	Nawabganj	Unnao	48.90	202.51	251.41	165.57	85.84
128	Mankapur	Gonda	45.26	83.96	129.22	78.93	50.29
129	Utraula	Balarampur	22.02	43.16	65.18	45.75	19.43
Total			3143.18	11464.35	14607.53	10168.02	4439.51

Appendix-5
(Reference : Paragraph 1.6; page 10)
Financial Position of Gram Panchayats for the year 2004-05

(Rs in lakh)

Sl.No.	Name of Gram Panchayat	Name of District	Opening Balance	Receipt	Total	Expenditure	Closing Balance
1	Naila	Aligarh	0.45	1.49	1.93	1.76	0.17
2	Ajmabad Mahua	Aligarh	0.16	3.07	3.23	3.15	0.07
3	Changeri	Aligarh	1.42	2.44	3.85	3.53	0.32
4	Imlani	Aligarh	0.35	1.97	2.32	2.11	0.21
5	Gurusikran	Aligarh	1.07	6.90	7.97	6.43	1.53
6	Bhojpur	Aligarh	0.13	3.58	3.71	2.88	0.83
7	Mandanpur	Aligarh	0.16	2.64	2.80	2.62	0.18
8	Ladhoa	Aligarh	0.06	4.82	4.89	4.79	0.10
9	Suhawali	Aligarh	0.70	3.03	3.73	3.52	0.22
10	Bistoli	Aligarh	0.02	3.32	3.34	2.94	0.41
11	Sahagarh	Aligarh	1.71	5.98	7.69	5.32	2.37
12	Kutubpur Amarpur	Aligarh	0.87	2.21	3.08	2.57	0.51
13	Akarabad	Aligarh	1.87	2.71	4.58	3.80	0.78
14	Khitkari	Aligarh	0.91	2.53	3.44	2.51	0.92
15	Bhatola	Aligarh	1.99	1.72	3.70	2.47	1.23
16	Shajahanpur	Aligarh	0.37	1.88	2.25	1.33	0.92
17	Behrampur	Aligarh	0.56	4.05	4.62	4.06	0.55
18	Jalupur Singhor	Aligarh	0.73	7.37	8.09	7.13	0.97
19	Rohina Singhpur	Aligarh	0.15	3.71	3.86	3.20	0.66
20	Chhogavan	Aligarh	0.20	1.33	1.52	1.50	0.02
21	Banupura	Aligarh	0.41	2.43	2.84	2.41	0.43
22	Haiwatpur Kotra	Aligarh	0.10	1.38	1.48	1.00	0.48
23	Kukrali Budaipur	Aligarh	0.29	0.97	1.26	0.98	0.28
24	Nagria Zahar	Aligarh	0.31	1.18	1.49	1.19	0.30
25	Usram	Aligarh	0.90	3.51	4.41	3.50	0.91
26	Pipli	Aligarh	0.13	1.26	1.39	1.30	0.10
27	Vyawali	Aligarh	0.28	1.76	2.04	1.80	0.23
28	Madanpur	Aligarh	0.27	2.11	2.37	1.94	0.43
29	Barauli	Aligarh	0.39	3.63	4.02	3.00	1.02
30	Habibpur	Aligarh	0.11	1.49	1.60	1.51	0.09
31	Saunot Gokulpur	Aligarh	0.10	2.15	2.25	2.12	0.13
32	Bhakri Ahivasi	Aligarh	0.19	3.51	3.70	2.97	0.73
33	Karaundi	Ambedkar Nagar	0.21	3.19	3.40	1.70	1.70
34	Asanabad	Ambedkar Nagar	0.11	1.86	1.97	1.32	0.65
35	Rasulpur	Ambedkar Nagar	0.02	4.24	4.26	3.07	1.19
36	Dehemayav	Ambedkar Nagar	0.12	2.15	2.27	1.79	0.49
37	Chilbenia	Ambedkar Nagar	0.22	4.27	4.49	3.14	1.35
38	Mansurpur	Ambedkar Nagar	0.20	1.51	1.71	1.28	0.43
39	Kuda Mohd.pur	Ambedkar Nagar	0.09	2.62	2.70	2.46	0.24
40	Khanpur S.Salempur	Ambedkar Nagar	0.91	1.46	2.37	1.36	1.01
41	Gora Gujar	Ambedkar Nagar	0.02	2.02	2.04	1.72	0.32
42	Blya Jagdishpur	Ambedkar Nagar	0.12	3.48	3.60	1.29	2.31
43	Piyare pur	Ambedkar Nagar	0.57	2.62	3.19	2.58	0.61
44	Duhia	Ambedkar Nagar	1.48	2.29	3.77	2.67	1.10
45	Alampur	Ambedkar Nagar	0.32	3.40	3.72	2.98	0.73

46	Rampur Chaddeha	Ambedkar Nagar	0.19	1.53	1.72	0.97	0.75
47	Maheshpur Naimpur	Ambedkar Nagar	0.03	2.47	2.50	2.03	0.47
48	Nausanda	Ambedkar Nagar	0.02	2.21	2.23	1.71	0.52
49	Dhrampur	Ambedkar Nagar	0.87	5.85	6.72	5.58	1.13
50	Katriya	Ambedkar Nagar	1.03	3.36	4.39	3.73	0.65
51	Kathrahi	Ambedkar Nagar	0.01	2.35	2.37	1.75	0.61
52	Duthaie	Ambedkar Nagar	0.09	3.77	3.87	2.61	1.26
53	Baskhari	Ambedkar Nagar	3.08	15.77	18.85	14.10	4.74
54	Muzahidpur	Ambedkar Nagar	1.50	4.64	6.14	4.31	1.83
55	Brahimpur	Ambedkar Nagar	0.41	1.78	2.19	1.91	0.29
56	Sakra Yusufpur	Ambedkar Nagar	1.31	6.65	7.95	6.54	1.41
57	Sultanpur Goeia	Ambedkar Nagar	0.14	3.49	3.64	3.23	0.41
58	Songavn	Ambedkar Nagar	0.03	3.11	3.14	2.79	0.35
59	Padriya Fauladpur	Ambedkar Nagar	0.03	2.96	3.00	1.53	1.47
60	Ummarapur Meena	Ambedkar Nagar	0.02	2.18	2.20	1.91	0.29
61	Bibipur	Ambedkar Nagar	0.38	1.81	2.20	1.30	0.90
62	Maheshpur nempur	Ambedkar Nagar	0.03	2.47	2.50	2.03	0.47
63	Masada Mohanpur	Ambedkar Nagar	0.66	3.00	3.67	2.47	1.20
64	Baribujurg	Ambedkar Nagar	0.62	4.84	5.45	3.64	1.81
65	Marejpur	Ambedkar Nagar	0.11	3.84	3.95	3.32	0.63
66	Ismailpur	Ambedkar Nagar	1.30	1.94	3.24	2.74	0.50
67	Ghorhara	Ambedkar Nagar	0.06	1.72	1.78	1.39	0.39
68	Narayanpur	Ambedkar Nagar	0.03	3.24	3.27	2.78	0.50
69	Tulsipur	Ambedkar Nagar	0.20	2.25	2.45	2.26	0.20
70	Avsanpur	Ambedkar Nagar	0.43	5.45	5.87	2.14	3.73
71	Gopalpur	Azamgarh	0.29	2.85	3.14	2.48	0.66
72	Chandpur Behra	Azamgarh	0.48	1.81	2.29	1.81	0.47
73	Sirra	Azamgarh	0.05	2.42	2.47	2.43	0.04
74	Karnaihua	Azamgarh	1.91	2.48	4.39	3.31	1.08
75	Deoria	Azamgarh	0.63	1.85	2.47	2.05	0.42
76	Pratappur	Azamgarh	2.27	2.56	4.83	2.28	2.55
77	Maudiya	Azamgarh	0.47	7.56	8.03	2.26	5.77
78	Rafpura Bansra	Badaun	0.53	2.62	3.15	2.57	0.58
79	Gharolia Patti Tas	Badaun	0.06	1.11	1.17	0.94	0.23
80	Gharolia Patti Tas	Badaun	0.23	1.37	1.60	1.26	0.34
81	Khirkawari Manpur	Badaun	0.07	1.27	1.34	1.05	0.30
82	Rasulpur bela	Badaun	0.31	0.99	1.30	1.06	0.24
83	Mehloli	Badaun	0.19	1.61	1.81	1.70	0.11
84	Dehgavan	Badaun	2.34	3.18	5.52	5.19	0.33
85	Rampur Tappa Vai	Badaun	0.29	0.76	1.05	0.74	0.31
86	Tigra	Badaun	1.03	1.03	2.06	1.84	0.21
87	Nagla Baran	Badaun	0.48	1.16	1.64	1.23	0.42
88	Sitholia Pukhta	Badaun	0.01	0.81	0.82	0.81	0.02
89	Hardutt pur	Badaun	0.18	1.54	1.72	1.24	0.48
90	Zarifpur Gharia	Badaun	0.37	1.67	2.04	1.55	0.49
91	Ghuranpur	Badaun	0.07	0.88	0.95	0.85	0.11
92	Tehra	Badaun	1.22	1.48	2.70	2.51	0.19
93	Totpur Karsate	Badaun	1.99	1.90	3.89	3.50	0.39
94	Mehloli	Badaun	0.19	1.61	1.81	1.70	0.11
95	Hazoli	Ballia	0.95	9.15	10.10	7.61	2.49
96	Kukrahan	Ballia	0.11	2.86	2.96	2.61	0.36
97	Khatanga	Ballia	0.33	2.14	2.46	1.36	1.10

98	Rampur	Ballia	0.86	1.42	2.27	1.56	0.71
99	Narach	Ballia	0.44	2.39	2.83	2.03	0.80
100	Sikiriakala	Ballia	0.04	6.90	6.94	5.78	1.16
101	Bhanti	Ballia	0.43	3.22	3.65	2.37	1.28
102	Adhinpur	Balrampur	0.48	2.54	3.02	1.78	1.24
103	Rehra	Balrampur	0.21	3.05	3.25	2.45	0.80
104	Gwaliopur Grant	Balrampur	1.99	3.25	5.24	2.68	2.56
105	Sarai Khas	Balrampur	0.27	4.85	5.12	3.31	1.80
106	Adholi Bujurg	Balrampur	2.32	3.17	5.49	4.57	0.92
107	Bhairava	Balrampur	0.70	2.54	3.25	2.61	0.63
108	Naithaipur Kunwar	Balrampur	0.09	1.77	1.86	1.44	0.42
109	Dewarikhera	Balrampur	0.36	2.45	2.81	2.10	0.71
110	Mubarakpur	Balrampur	0.96	3.07	4.04	2.96	1.08
111	Bishunpur Kharna	Balrampur	0.48	3.44	3.93	2.81	1.12
112	Datlupur	Balrampur	1.42	3.74	5.16	4.26	0.89
113	Bhirva	Balrampur	0.66	4.74	5.40	4.40	1.00
114	Rampur Grit	Balrampur	0.02	6.93	6.95	5.23	1.73
115	Sahjora	Balrampur	0.03	3.24	3.27	2.58	0.69
116	Kharika Masumpur	Balrampur	0.61	3.27	3.88	2.79	1.09
117	Golhipur	Balrampur	1.86	4.38	6.24	3.61	2.63
118	Jigne	Balrampur	0.65	3.85	4.50	3.44	1.06
119	Bharoli	Banda	2.19	6.66	8.85	5.79	3.06
120	Jarohara	Banda	2.98	4.25	7.23	4.38	2.85
121	Utravan	Banda	1.67	3.90	5.57	4.86	0.71
122	Iteva	Banda	0.55	1.40	1.95	1.72	0.23
123	Shahpur Sani	Banda	1.05	3.01	4.06	3.61	0.45
124	Singhpur	Banda	3.14	8.84	11.97	11.25	0.72
125	Ranipur	Banda	1.47	7.95	9.41	9.06	0.36
126	Bardari	Barabanki	2.55	1.52	4.08	3.53	0.55
127	Sahjana	Barabanki	0.44	1.53	1.97	1.57	0.41
128	Durjanpur	Barabanki	0.02	1.44	1.47	1.31	0.15
129	Kushari	Barabanki	0.54	2.45	2.99	2.64	0.36
130	Majanpur	Barabanki	0.85	3.85	4.70	3.62	1.08
131	Asrafpur gangrol	Barabanki	0.99	1.94	2.93	1.93	1.00
132	Bhattmau	Barabanki	0.20	3.02	3.21	2.40	0.82
133	Dullapur	Barabanki	0.26	2.79	3.05	2.33	0.72
134	Gogava	Barabanki	0.53	2.15	2.68	2.09	0.59
135	Naroli	Barabanki	1.67	3.30	4.96	3.45	1.52
136	Saheliya	Barabanki	0.49	3.28	3.76	2.98	0.78
137	Gharirakh Mau	Barabanki	4.03	7.34	11.37	5.21	6.17
138	Bhagwanpur	Barabanki	0.74	2.32	3.06	2.57	0.49
139	Saraithe	Barabanki	0.28	2.55	2.83	2.75	0.08
140	Tada Khulasa	Barabanki	0.35	2.49	2.83	2.27	0.56
141	Noorpur	Barabanki	0.54	2.83	3.37	2.07	1.30
142	Sultanpur	Barabanki	0.61	2.11	2.72	2.38	0.34
143	Makhdumpur	Barabanki	1.45	4.22	5.66	4.54	1.12
144	Gabbamau	Barabanki	0.48	5.23	5.71	4.62	1.09
145	Naanmau	Barabanki	1.16	2.82	3.99	3.09	0.90
146	Harakh	Barabanki	2.70	5.85	8.55	6.23	2.32
147	Bandagipur	Barabanki	1.85	3.17	5.01	2.58	2.43
148	Genhdabar	Barabanki	0.37	5.40	5.77	3.93	1.84
149	Sarai Prasanda	Barabanki	0.16	4.67	4.84	3.65	1.18

150	Pachlo	Barabanki	0.73	2.77	3.50	2.90	0.60
151	Mairamau	Barabanki	0.58	2.39	2.97	2.20	0.77
152	Mohammadpur	Barabanki	0.14	1.81	1.95	1.70	0.25
153	Askaranpur	Barabanki	0.87	3.23	4.10	3.23	0.87
154	Iecholiya	Barabanki	0.52	1.91	2.43	2.09	0.33
155	Hunhuna	Barabanki	0.22	1.67	1.89	1.59	0.30
156	Vikoli	Barabanki	0.64	1.41	2.05	1.25	0.80
157	Kareili	Bareilly	1.44	5.55	6.99	6.13	0.87
158	Lakhmpur	Bareilly	0.14	1.41	1.55	1.37	0.18
159	Bohit	Bareilly	0.02	2.87	2.89	2.65	0.24
160	Jattoa Zafarpur	Bareilly	0.16	3.22	3.38	3.17	0.21
161	Jadoopur	Bareilly	0.07	1.40	1.47	1.36	0.11
162	Maimor	Bareilly	0.23	1.65	1.89	1.68	0.20
163	Kamua Makruka	Bareilly	0.15	0.88	1.04	1.02	0.02
164	Karonda	Bareilly	0.49	1.24	1.73	1.33	0.39
165	Dharapur Thukran	Bareilly	0.38	1.35	1.73	1.34	0.39
166	Saidpur	Bareilly	0.23	3.01	3.23	2.35	0.88
167	Kmua Makruka	Bareilly	0.15	0.88	1.04	1.02	0.02
168	Makhtiya Tiwari	Basti	0.05	3.29	3.33	2.59	0.74
169	Dudhora	Basti	0.26	3.17	3.43	3.07	0.36
170	Pilkhawn	Basti	0.53	2.84	3.37	3.06	0.30
171	Dhrampur	Basti	1.06	2.15	3.22	2.30	0.91
172	Khirighat	Basti	1.53	1.99	3.52	2.91	0.61
173	Krishna Bhagauti	Basti	0.07	1.64	1.70	1.14	0.57
174	Raiwali	Basti	3.94	2.33	6.27	5.79	0.49
175	Jamdih Pandey	Basti	0.78	2.48	3.26	2.71	0.55
176	Tadijyote	Basti	0.34	1.83	2.16	1.82	0.35
177	Sripalpur	Basti	1.89	4.32	6.22	4.97	1.24
178	Jogiya	Basti	0.32	1.61	1.93	1.59	0.34
179	Tursi	Basti	0.44	1.74	2.18	1.75	0.42
180	Pinser	Basti	0.32	1.71	2.03	1.64	0.39
181	Mahadeveri	Basti	0.89	2.44	3.33	2.13	1.20
182	Peda	Basti	1.14	2.58	3.72	2.83	0.89
183	Ratas urf Kaptan	Basti	1.06	5.88	6.94	5.95	0.99
184	Rakhia	Basti	0.62	3.26	3.88	3.30	0.58
185	Talia Dih	Basti	0.25	2.27	2.52	1.37	1.15
186	Naktidai Bujurg	Basti	0.33	3.14	3.47	2.98	0.49
187	Eihada Mishr	Basti	0.08	1.11	1.19	1.00	0.20
188	Medheai	Basti	0.02	1.89	1.91	1.75	0.17
189	Vikramjot	Basti	1.09	1.06	2.15	1.87	0.28
190	BhadwAmbedkar Nagar	Basti	6.73	3.74	10.47	9.59	0.89
191	Didoha	Basti	1.38	1.10	2.48	1.98	0.50
192	Nattoa	Basti	0.17	1.13	1.30	1.19	0.11
193	Kainona	Basti	1.15	1.29	2.43	2.19	0.24
194	Ranigoan	Basti	0.45	1.21	1.67	1.49	0.18
195	Talagoan	Basti	1.14	1.22	2.37	1.19	1.18
196	Nagra Badli	Basti	0.44	0.68	1.13	0.97	0.16
197	Khatam Sarai	Basti	0.11	1.76	1.87	1.56	0.31
198	Akwara	Basti	1.29	1.13	2.42	1.71	0.71
199	Vasthanva	Basti	0.22	1.47	1.69	1.64	0.05
200	Chapliav	Basti	0.51	1.54	2.06	1.85	0.21
201	Devkali Rani	Basti	0.28	1.14	1.43	1.27	0.16

202	Niyamatpur	Basti	2.35	1.54	3.89	2.23	1.66
203	Keshavpur	Basti	2.54	1.61	4.15	3.87	0.28
204	Bhadeshwar Nath	Basti	0.64	2.04	2.68	2.18	0.50
205	Rampur	Basti	5.74	1.56	7.30	2.81	4.49
206	Pakri Chauhan	Basti	1.01	5.14	6.15	4.90	1.24
207	Naukapur	Basti	0.35	2.14	2.49	2.21	0.28
208	Saria Mishr	Basti	2.17	1.67	3.84	3.75	0.10
209	Khujaria Mishr	Basti	0.36	2.52	2.88	1.87	1.01
210	Tilakpur	Basti	1.05	2.34	3.39	1.93	1.46
211	Pokhra	Basti	3.11	3.72	6.83	6.60	0.23
212	Ramvapur Kala	Basti	1.23	2.04	3.28	2.68	0.59
213	Narayanpur	Basti	0.54	1.53	2.07	2.05	0.02
214	Ratasi	Basti	1.75	2.25	3.99	3.74	0.26
215	Awasthipur	Basti	0.40	1.42	1.82	1.17	0.65
216	Sunai	Bulandshahar	0.79	1.69	2.48	2.13	0.35
217	Dugrajogi	Bulandshahar	0.85	2.45	3.30	2.57	0.73
218	Hisawati	Bulandshahar	1.19	1.67	2.86	2.34	0.53
219	Vichola	Bulandshahar	0.26	1.11	1.38	0.99	0.39
220	Shajahanpur	Bulandshahar	1.39	1.72	3.11	2.25	0.85
221	Meerpur	Bulandshahar	0.04	2.36	2.39	1.69	0.70
222	Bichola	Bulandshahar	0.26	1.11	1.38	0.99	0.39
223	Bagwala	Bulandshahar	1.22	1.63	2.85	2.40	0.45
224	Ajitpur	Bulandshahar	0.02	0.93	0.95	0.84	0.12
225	Babupur	Bulandshahar	0.02	1.28	1.31	1.15	0.16
226	Khagawali	Bulandshahar	0.02	3.06	3.08	2.82	0.26
227	Meerpur	Bulandshahar	0.04	2.36	2.39	1.69	0.70
228	Amilie	Chandauli	1.04	2.58	3.62	2.65	0.97
229	Khandwari	Chandauli	0.28	4.24	4.53	3.73	0.80
230	Marufpur	Chandauli	0.04	3.73	3.77	3.22	0.55
231	Maharakha	Chandauli	0.58	4.29	4.88	4.39	0.48
232	Amra	Chandauli	1.10	2.12	3.22	2.97	0.25
233	Garla	Chandauli	0.15	2.23	2.38	2.37	0.01
234	Karvatia	Chandauli	0.11	1.63	1.74	1.57	0.17
235	Uttrola	Chandauli	0.02	1.78	1.80	1.32	0.48
236	Dhanabal Kala	Chandauli	0.22	2.53	2.76	2.61	0.15
237	Purana Deh	Chandauli	0.03	3.76	3.79	3.15	0.64
238	Sonhul	Chandauli	0.30	2.16	2.46	2.44	0.02
239	Bhalua Bajodi	Chandauli	0.21	4.36	4.57	3.57	1.00
240	Daudpur	Chandauli	0.02	2.00	2.02	1.66	0.37
241	Bhatwara Kala	Chandauli	0.16	2.05	2.21	1.88	0.32
242	Ishul	Chandauli	0.44	1.89	2.32	2.31	0.02
243	Kaithi	Chandauli	1.17	4.86	6.03	4.35	1.68
244	Ramoli	Chandauli	0.93	8.11	9.04	3.22	5.82
245	Khedhera	Chandauli	0.09	4.73	4.82	4.48	0.35
246	Surtapur	Chandauli	0.89	4.62	5.51	4.45	1.06
247	Papora	Chandauli	1.53	4.13	5.65	5.10	0.55
248	Mahgoan	Chandauli	0.36	1.31	1.67	1.49	0.18
249	Mau	Chitrakoot	3.93	16.15	20.08	20.07	0.01
250	Nehe	Chitrakoot	0.29	2.55	2.84	1.88	0.97
251	Dadri Mafi	Chitrakoot	0.61	3.95	4.56	3.22	1.34
252	Amchur Nairua	Chitrakoot	0.49	2.81	3.30	3.22	0.08
253	Cherriya Khurd	Chitrakoot	0.20	3.69	3.89	3.83	0.06

254	Bagdari	Chitrakoot	0.95	7.49	8.44	6.79	1.65
255	Rupoli	Chitrakoot	0.77	2.41	3.18	2.67	0.51
256	Piperia Mafi	Chitrakoot	0.28	1.60	1.88	1.28	0.60
257	Unchdieh	Chitrakoot	0.95	10.08	11.03	9.54	1.49
258	Gidurah	Chitrakoot	0.17	2.59	2.76	2.26	0.50
259	Mandaiyan	Chitrakoot	1.19	6.69	7.88	6.31	1.57
260	Ranipur Kalyangarh	Chitrakoot	0.55	3.60	4.15	3.87	0.28
261	Sariya	Chitrakoot	1.63	7.11	8.74	7.28	1.46
262	Vilas	Chitrakoot	0.09	2.22	2.32	1.88	0.44
263	Kharseda	Chitrakoot	0.47	2.49	2.96	2.49	0.48
264	Chibon	Chitrakoot	0.25	4.54	4.78	3.75	1.03
265	Baria	Chitrakoot	0.23	1.85	2.08	1.91	0.16
266	Dadhwar	Chitrakoot	0.10	4.06	4.17	3.72	0.45
267	Khadeha	Chitrakoot	6.04	13.53	19.57	13.44	6.12
268	Devra	Chitrakoot	0.56	2.20	2.76	2.49	0.27
269	Khapatiha	Chitrakoot	0.01	3.10	3.11	2.83	0.28
270	Bipaval	Chitrakoot	1.45	2.23	3.67	3.35	0.32
271	Ufrouli	Chitrakoot	0.01	2.18	2.19	1.63	0.55
272	Raruva	Chitrakoot	0.31	1.58	1.89	1.47	0.42
273	Nivi	Chitrakoot	0.28	4.27	4.55	4.38	0.17
274	Mahdawa	Etah	1.98	3.61	5.59	4.36	1.23
275	Sailee	Etah	1.48	2.22	3.71	2.72	0.99
276	Jarai	Etah	0.67	3.04	3.71	3.19	0.52
277	Mohania	Faizabad	0.78	3.10	3.88	3.00	0.88
278	Hansapur	Faizabad	0.47	3.25	3.71	2.08	1.64
279	Kail	Faizabad	0.25	5.50	5.75	4.12	1.63
280	Firozpur	Faizabad	0.39	3.26	3.65	2.65	0.99
281	Anapur Sariya	Faizabad	0.79	3.39	4.19	2.19	2.00
282	Tehsenpur	Faizabad	0.65	3.39	4.05	3.07	0.97
283	Devei	Faizabad	0.67	3.48	4.15	3.08	1.08
284	Thaidnga	Faizabad	0.39	2.41	2.80	2.03	0.77
285	Dakshin para	Faizabad	0.89	2.01	2.91	2.67	0.24
286	Tindoli	Faizabad	0.76	3.10	3.86	3.39	0.47
287	Jairajpur	Faizabad	0.45	2.26	2.71	1.69	1.02
288	Chandora	Faizabad	0.69	3.88	4.57	2.96	1.62
289	Ramapur	Faizabad	0.91	5.02	5.93	3.48	2.45
290	Kasva	Faizabad	2.21	5.54	7.75	5.82	1.93
291	Devapur	Faizabad	0.04	2.80	2.83	2.26	0.57
292	Vasantpur	Faizabad	0.89	2.75	3.65	3.28	0.37
293	Govindpur	Faizabad	0.04	3.26	3.30	1.94	1.35
294	Rampur Vaihari	Faizabad	1.19	5.09	6.28	2.67	3.61
295	Rasulpur sakrawal	Faizabad	0.19	2.23	2.42	1.12	1.30
296	Toniya	Faizabad	1.83	4.21	6.05	5.30	0.74
297	Naipura	Faizabad	1.09	3.36	4.44	3.32	1.12
298	Vanveerpur	Faizabad	1.10	7.82	8.92	6.92	2.00
299	Mumtaj Nagar	Faizabad	0.70	5.53	6.24	4.56	1.67
300	Dehtiyva	Faizabad	0.46	2.45	2.92	2.25	0.66
301	Bodhipur	Faizabad	0.87	3.51	4.38	3.52	0.87
302	Puhpi	Faizabad	0.97	3.51	4.48	3.12	1.36
303	Dharehatha Dasrath	Faizabad	1.41	3.07	4.48	1.24	3.24
304	Jalalpur Mafi	Faizabad	1.34	4.71	6.05	4.38	1.67
305	Lutfabad Baccholi	Faizabad	0.96	5.07	6.03	3.82	2.22

306	Maliyu Kanak	Faizabad	0.68	4.41	5.09	3.93	1.17
307	Toro Mafi	Faizabad	0.73	7.22	7.95	6.97	0.98
308	Rampur Halkarn	Faizabad	0.73	4.03	4.76	3.54	1.22
309	Sirsinda	Faizabad	0.20	5.67	5.87	4.96	0.91
310	Sarethi	Faizabad	0.75	6.17	6.92	5.59	1.33
311	Palia Shahvadi	Faizabad	3.25	6.72	9.97	5.85	4.12
312	Khojanpur	Faizabad	1.99	7.60	9.59	6.78	2.81
313	Amasin	Faizabad	3.13	9.94	13.08	8.42	4.66
314	Vaisingh	Faizabad	1.17	6.55	7.72	7.12	0.60
315	Ramduppur Atrava	Faizabad	0.76	5.24	5.99	5.27	0.73
316	Rahimpur	Faizabad	0.18	1.85	2.03	1.41	0.62
317	Bhavangavan	Faizabad	0.52	1.94	2.47	1.33	1.14
318	Antpur	Faizabad	0.59	1.74	2.33	2.03	0.30
319	Devgarh	Faizabad	1.06	3.67	4.72	2.06	2.66
320	Nara	Faizabad	2.10	4.36	6.46	4.32	2.14
321	Rajipur	Faizabad	1.23	4.26	5.50	4.10	1.40
322	Tadava	Faizabad	0.54	3.42	3.96	3.17	0.79
323	Dudi	Faizabad	0.99	2.33	3.32	2.81	0.51
324	Bodaipur	Faizabad	0.12	1.61	1.73	1.26	0.47
325	Kundukha kala	Faizabad	1.75	2.78	4.52	3.92	0.60
326	Kotadeh	Faizabad	0.57	2.55	3.12	2.89	0.23
327	Veershahpur	Faizabad	0.18	1.82	2.00	1.79	0.21
328	Kadkaka	Farrukhabad	0.69	5.68	6.37	5.50	0.86
329	Aligarh	Farrukhabad	0.25	1.33	1.58	1.43	0.15
330	Bhawan	Farrukhabad	0.06	1.09	1.15	1.14	0.02
331	Chapra	Farrukhabad	0.08	1.95	2.03	1.77	0.26
332	Ratanpur Pamaran	Farrukhabad	0.02	1.27	1.29	1.12	0.17
333	Karanpur Dutt	Farrukhabad	0.81	6.42	7.23	6.46	0.77
334	Veerpur Hariharpur	Farrukhabad	0.67	4.77	5.44	4.35	1.09
335	Ambarpur	Farrukhabad	0.49	2.53	3.02	2.43	0.58
336	Kharagpur	Farrukhabad	0.45	1.41	1.86	1.63	0.23
337	Kamaluddinpur	Farrukhabad	0.78	1.41	2.20	1.84	0.36
338	Ujaramau Naya G.	Farrukhabad	0.86	1.65	2.51	2.02	0.49
339	Rajepur Rathori	Farrukhabad	0.88	5.94	6.82	4.33	2.49
340	Shairakha Gotia	Farrukhabad	0.36	4.15	4.51	4.10	0.41
341	Vilalpur Turkhata	Farrukhabad	0.31	2.56	2.87	2.52	0.36
342	Tuvoor	Farrukhabad	0.53	1.37	1.90	1.73	0.17
343	Kolasota	Farrukhabad	2.45	3.77	6.22	5.86	0.36
344	Nagla Keval	Farrukhabad	0.31	1.93	2.24	2.00	0.23
345	Pithnapur	Farrukhabad	0.93	8.04	8.97	8.10	0.88
346	Darapur	Farrukhabad	0.78	1.76	2.54	1.95	0.60
347	Badanpur	Farrukhabad	0.31	1.69	2.00	1.69	0.31
348	Dabri	Farrukhabad	0.33	1.32	1.65	1.06	0.58
349	Rampur Yograjpur	Farrukhabad	0.18	1.13	1.31	1.12	0.19
350	Bhudia Bhera	Farrukhabad	1.04	1.53	2.57	2.34	0.23
351	Cachupur Jatpura	Farrukhabad	1.43	2.62	4.05	3.69	0.35
352	Jainapur	Farrukhabad	0.49	3.19	3.67	3.42	0.25
353	Hussainpur Hadai	Farrukhabad	0.23	2.15	2.38	2.20	0.19
354	Sikandarpur	Farrukhabad	0.09	2.28	2.37	2.20	0.17
355	Aasampur	Farrukhabad	0.60	2.97	3.57	3.38	0.18
356	Fakarpur	Farrukhabad	0.31	1.71	2.03	1.85	0.18
357	Valipatti Ranigavn	Farrukhabad	0.17	1.59	1.76	1.58	0.18

358	Nagla husa	Farrukhabad	0.54	3.73	4.27	3.87	0.39
359	Daulatpur Chakai	Farrukhabad	1.40	2.37	3.77	3.50	0.27
360	Maaupur Chautasi	Farrukhabad	0.43	1.77	2.20	1.95	0.25
361	Nagria Jawahar	Farrukhabad	0.65	2.27	2.91	2.56	0.35
362	Kubairpur Kutulpur	Farrukhabad	0.54	4.13	4.67	4.23	0.44
363	Rajmastpur	Fatehpur	0.76	2.22	2.98	2.65	0.33
364	Mahoie	Fatehpur	1.09	3.21	4.30	3.92	0.39
365	Unnor	Fatehpur	1.20	2.27	3.47	3.31	0.17
366	Sonakhera	Fatehpur	1.41	2.37	3.78	3.22	0.56
367	Koria	Fatehpur	2.24	6.34	8.58	3.27	5.31
368	Dhanipur	Fatehpur	1.70	1.13	2.83	2.52	0.32
369	Vainu	Fatehpur	0.42	1.55	1.97	1.70	0.28
370	Hasimpur Bhedpur	Fatehpur	0.72	4.53	5.24	4.76	0.49
371	Baroha	Fatehpur	1.91	3.76	5.67	4.50	1.17
372	Aambi	Fatehpur	0.35	1.67	2.02	1.61	0.41
373	Abdullahapur Dhuri	Fatehpur	0.05	3.58	3.63	2.60	1.03
374	Latifpur	Fatehpur	0.02	2.12	2.14	1.79	0.35
375	Karamchandpur	Fatehpur	0.47	1.86	2.33	2.13	0.20
376	Beti Saddat	Fatehpur	0.13	2.82	2.94	2.59	0.35
377	Alamganj	Fatehpur	0.70	2.70	3.40	2.76	0.64
378	Kansakhera	Fatehpur	0.57	2.06	2.63	2.05	0.58
379	Bhadrav	Fatehpur	0.33	9.26	9.59	9.47	0.12
380	Pratappur	Fatehpur	1.12	3.04	4.15	3.55	0.60
381	Bamrholi	Fatehpur	0.21	3.08	3.29	2.38	0.91
382	Sarila	Fatehpur	0.79	2.57	3.36	2.93	0.44
383	Beraghadiva	Fatehpur	0.47	3.51	3.97	3.02	0.96
384	Haibatpur	Fatehpur	0.71	3.46	4.17	3.32	0.85
385	Mohammdi	Fatehpur	0.46	2.05	2.50	1.97	0.53
386	Kaithrva	Fatehpur	1.83	4.46	6.29	6.15	0.14
387	Badagoan	Fatehpur	0.92	2.27	3.19	3.02	0.17
388	Bacchimai	Firozabad	0.60	1.79	2.39	1.80	0.59
389	Pariharmau	Firozabad	0.35	2.83	3.18	2.74	0.44
390	Aravan Khurd	Firozabad	0.21	2.60	2.81	2.03	0.79
391	Sirsha Khas	Firozabad	1.37	9.95	11.32	9.64	1.68
392	Keshri	Firozabad	1.31	3.32	4.63	3.23	1.41
393	Dhunpai	Firozabad	0.84	2.60	3.45	2.99	0.46
394	Nayan	Firozabad	0.14	1.43	1.57	1.31	0.26
395	Kaiserri	Firozabad	1.31	3.32	4.63	3.23	1.41
396	Indria	Firozabad	0.11	2.31	2.41	2.19	0.23
397	Biltigarh	Firozabad	0.40	5.70	6.10	5.47	0.63
398	Behrampur	Gazipur	0.73	0.92	1.65	1.37	0.29
399	Hala	Ghazipur	0.95	1.59	2.54	2.45	0.09
400	Sarai Gokul	Ghazipur	1.55	3.53	5.07	4.73	0.34
401	Bishanpur Tandva	Ghazipur	0.04	2.05	2.09	1.77	0.31
402	Gorari	Ghazipur	0.95	1.62	2.56	1.76	0.80
403	Annoni	Ghazipur	0.01	2.35	2.36	2.26	0.10
404	Gurrani	Ghazipur	1.10	2.13	3.23	2.70	0.53
405	Kundursipur	Ghazipur	0.26	2.24	2.50	2.38	0.12
406	Harihar pur	Ghazipur	0.04	1.58	1.62	1.59	0.03
407	Goospur	Ghazipur	2.81	3.67	6.49	5.99	0.50
408	Ahalladpur	Ghazipur	0.04	1.66	1.69	1.68	0.01
409	Taraiyan	Ghazipur	0.54	1.92	2.46	2.44	0.02

410	Kaithwali	Ghazipur	0.82	1.09	1.91	1.32	0.59
411	Tandva Tappa Sori	Ghazipur	0.58	1.73	2.30	1.60	0.70
412	Masudpur	Ghazipur	0.11	1.76	1.87	1.50	0.37
413	Kasba Dayalpur	Ghazipur	0.52	0.99	1.51	1.39	0.12
414	Pareva	Ghazipur	0.17	0.98	1.15	1.07	0.08
415	Tilsada	Ghazipur	0.87	1.76	2.63	2.06	0.57
416	Baseva	Ghazipur	0.01	1.26	1.27	1.26	0.01
417	Dhava Muhabbatpur	Ghazipur	0.33	3.96	4.30	0.43	3.87
418	Chakwakar	Ghazipur	0.18	0.87	1.06	0.80	0.25
419	Ratebpur	Ghazipur	0.35	3.47	3.82	3.78	0.04
420	Manihari	Ghazipur	0.22	1.11	1.33	1.00	0.32
421	Harroli	Ghazipur	0.99	1.50	2.49	2.16	0.32
422	Bhaddora urf Dhei	Ghazipur	0.07	1.17	1.24	1.13	0.11
423	Indrapur Hidi	Ghazipur	0.11	1.05	1.16	1.01	0.16
424	Chora	Ghazipur	1.52	1.39	2.91	2.21	0.70
425	Allavalpur	Ghazipur	0.46	1.56	2.02	1.66	0.36
426	Bamnoli	Ghazipur	0.18	0.58	0.77	0.72	0.05
427	Karkapur	Ghazipur	2.19	1.97	4.16	3.71	0.45
428	Bariemara	Ghazipur	0.05	1.59	1.64	1.46	0.18
429	Mardanpur	Ghazipur	0.24	2.99	3.23	3.15	0.08
430	Rampur Jeevan	Ghazipur	0.20	1.95	2.15	1.79	0.36
431	Mubarak pur	Ghazipur	1.01	2.97	3.98	3.69	0.29
432	Akrav	Ghazipur	0.22	0.84	1.06	0.93	0.13
433	Naseer pur	Ghazipur	0.22	2.06	2.28	2.18	0.10
434	Yusufpur	Ghazipur	0.25	5.46	5.71	5.58	0.13
435	Ranjeet pur	Ghazipur	0.02	1.77	1.79	1.57	0.22
436	Para	Ghazipur	0.48	1.44	1.92	1.11	0.81
437	Saroli Pahipiya	Ghazipur	2.33	3.34	5.67	4.67	1.00
438	Lakshmanpur	Gonda	0.78	0.74	1.52	0.75	0.77
439	Jamtha	Gonda	1.62	2.47	4.09	1.31	2.78
440	Kidhora	Gonda	2.55	3.58	6.14	5.12	1.01
441	Piprirohua	Gonda	0.39	2.28	2.67	2.06	0.61
442	Chivraha	Gonda	0.35	1.53	1.88	1.54	0.33
443	Mazaara	Gonda	4.80	2.58	7.38	6.31	1.08
444	Bhittoli	Hardoi	0.73	2.79	3.52	2.91	0.61
445	Malliya	Hardoi	0.59	3.56	4.16	2.68	1.48
446	Sanaie	Hardoi	0.42	1.78	2.20	2.00	0.20
447	Attsaliya	Hardoi	2.40	4.92	7.32	5.23	2.09
448	Mitto	Hardoi	0.75	2.64	3.39	2.95	0.44
449	Mehgavan	Hardoi	0.91	11.77	12.69	10.84	1.85
450	Saank	Hardoi	1.23	4.79	6.01	4.92	1.10
451	Mandoli	Hardoi	0.16	3.84	4.00	2.97	1.03
452	Teloiya Kala	Hardoi	0.87	3.33	4.20	3.61	0.59
453	Talloli	Hardoi	0.72	4.96	5.68	4.76	0.92
454	Birori	Hardoi	0.32	3.44	3.76	2.62	1.14
455	Hasnapur	Hardoi	0.36	3.79	4.14	2.73	1.41
456	Maanpur	Hardoi	0.82	9.93	10.74	9.49	1.25
457	Rara	Hardoi	0.25	7.36	7.62	6.94	0.68
458	Bavan	Hardoi	6.75	13.77	20.52	17.72	2.80
459	Kuntupur	Jaunpur	1.14	1.96	3.11	2.64	0.46
460	Ramnagar -I	Jaunpur	1.02	1.52	2.53	1.68	0.85
461	Khanpur	Jaunpur	1.13	2.30	3.43	2.70	0.73

462	Kammarpur	Jaunpur	0.03	1.70	1.74	1.44	0.30
463	Gopalpur	Jaunpur	0.11	1.18	1.29	1.12	0.16
464	Nabhipur	Jaunpur	0.74	1.30	2.03	1.56	0.48
465	Kaimora	Jaunpur	0.15	1.09	1.24	1.23	0.01
466	Kaiwati kala	Jaunpur	0.45	1.13	1.58	0.60	0.98
467	Dayalpur	Jaunpur	0.17	1.15	1.33	0.92	0.41
468	Bhula	Jaunpur	0.13	2.31	2.44	1.29	1.15
469	Mahda	Jaunpur	0.80	2.81	3.62	3.25	0.36
470	Anusar	Jaunpur	0.01	1.23	1.25	0.68	0.57
471	Behripur Kala	Jaunpur	0.05	4.66	4.71	4.29	0.42
472	Udaypur Golhava	Jaunpur	0.04	8.43	8.47	7.26	1.21
473	Marumpur	Jaunpur	0.44	2.03	2.47	2.07	0.40
474	Udaypur Drampur	Jaunpur	0.56	2.99	3.55	2.55	1.00
475	Naivada Mukhlispue	Jaunpur	0.37	2.48	2.85	2.67	0.18
476	Sarain Gunja	Jaunpur	0.78	1.36	2.13	2.01	0.12
477	Dandrapur	Jaunpur	0.02	2.71	2.72	2.52	0.21
478	Jamaupatti	Jaunpur	0.66	5.31	5.97	3.64	2.33
479	Durgolikalan	Jaunpur	0.14	3.81	3.95	3.80	0.15
480	Durgoli Khurd	Jaunpur	0.01	3.36	3.37	2.57	0.80
481	Kamalpur	Jaunpur	1.36	1.71	3.08	2.86	0.22
482	Duhavar	Jaunpur	1.55	3.12	4.67	4.14	0.54
483	Horiya	Jaunpur	0.13	1.04	1.18	0.99	0.19
484	Kudhuva	Jaunpur	0.98	1.09	2.07	1.44	0.63
485	Bangoan Patti	Jaunpur	0.43	2.81	3.25	2.32	0.93
486	Shahpur	Jaunpur	0.01	2.47	2.48	1.92	0.56
487	Sutta	Jhansi	0.29	5.33	5.62	3.88	1.74
488	Astha	Jhansi	0.56	4.53	5.09	2.95	2.14
489	Banguvan	Jhansi	0.95	6.59	7.54	6.07	1.47
490	Futera Baruasagar	Jhansi	1.10	4.05	5.15	3.00	2.15
491	Taindol	Jhansi	1.88	5.43	7.30	5.89	1.42
492	Birguvan	Jhansi	0.71	4.98	5.69	3.23	2.46
493	Garhmau	Jhansi	1.13	5.94	7.06	2.06	5.00
494	Dumrai	Jhansi	0.48	3.64	4.11	3.70	0.42
495	Durkhud	Jhansi	0.73	5.94	6.67	5.99	0.67
496	Teharoli Khas	Jhansi	0.71	4.56	5.27	4.41	0.86
497	Padvaha	Jhansi	0.56	2.94	3.50	2.68	0.82
498	Chirra	Jhansi	0.29	3.00	3.30	2.30	0.99
499	Beerpura	Jhansi	0.81	2.73	3.54	2.98	0.56
500	Takori	Jhansi	0.50	5.19	5.69	5.27	0.42
501	Dayawali Khalsa	Jyotiba Phule Nagar	0.93	4.70	5.63	3.79	1.84
502	Gadiapah	Kannauj	0.49	1.57	2.06	1.23	0.83
503	Bautham	Kannauj	0.11	3.45	3.56	2.84	0.73
504	Salaimpur	Kannauj	1.89	5.03	6.93	5.51	1.42
505	Khadeni	Kannauj	0.69	4.60	5.29	4.06	1.23
506	Roop pur	Kannauj	0.09	1.71	1.80	1.33	0.47
507	Sairekh D.	Kannauj	0.81	1.83	2.65	2.18	0.47
508	Devpuri	Kannauj	1.19	1.98	3.17	2.78	0.38
509	Sakraba	Kannauj	5.13	11.20	16.32	12.88	3.44
510	Kayampur	Kannauj	0.64	1.92	2.56	2.18	0.38
511	Gorakhpur	Kannauj	0.34	3.16	3.50	2.68	0.81
512	Bhadharpur	Kannauj	0.55	1.56	2.11	1.75	0.36

513	Aati	Kannauj	0.85	3.42	4.27	3.58	0.69
514	Bansra Mau	Kannauj	0.31	2.29	2.59	1.89	0.71
515	Sahja pur	Kannauj	0.44	2.29	2.73	2.09	0.64
516	Kerie Jagdishpur	Kannauj	1.82	3.21	5.03	2.91	2.12
517	Panwara	Kannauj	0.34	2.98	3.32	2.84	0.48
518	Nasrapur	Kannauj	1.54	2.20	3.74	0.30	3.44
519	Daipur	Kannauj	3.45	4.52	7.97	6.06	1.91
520	Teramallu	Kannauj	1.19	2.43	3.62	2.95	0.68
521	Tikhva	Kannauj	0.35	1.76	2.11	1.59	0.51
522	Jalalpur amra	Kannauj	0.44	3.92	4.36	3.91	0.45
523	Saraimeera	Kannauj	0.72	3.07	3.79	3.37	0.42
524	Makshpur	Kannauj	0.87	1.48	2.35	1.76	0.59
525	Malikpur	Kannauj	0.43	2.65	3.08	2.10	0.98
526	Naira	Kannauj	1.83	3.98	5.80	5.02	0.79
527	Udaitapur	Kannauj	5.24	5.38	10.62	7.96	2.66
528	Daipur	Kannauj	3.45	4.52	7.97	6.06	1.91
529	Teramallu	Kannauj	1.19	2.43	3.62	2.95	0.68
530	Tirveva	Kannauj	3.50	1.39	4.89	1.59	3.30
531	Khurrampur	Kannauj	0.81	3.87	4.68	3.14	1.54
532	Gyaspur	Kannauj	3.78	2.06	5.84	4.64	1.20
533	Rur	Kannauj	0.37	1.66	2.03	1.55	0.48
534	Aarifpur	Kannauj	0.47	2.13	2.60	1.99	0.61
535	Gahilapur	Kanpur Dehat	0.75	4.17	4.91	4.83	0.09
536	Suransi	Kanpur Dehat	0.95	2.63	3.58	2.94	0.64
537	Raraukh	Kanpur Dehat	0.58	1.12	1.70	1.55	0.15
538	Sataura	Kanpur Dehat	0.55	1.59	2.14	2.09	0.05
539	Khanpur Dilwal	Kanpur Dehat	2.59	7.88	10.47	7.27	3.20
540	Nadhova	Kanpur Dehat	0.84	1.03	1.87	1.80	0.07
541	Sandalpur	Kanpur Dehat	0.55	2.09	2.63	2.29	0.34
542	Kathara	Kanpur Dehat	1.04	4.36	5.41	4.74	0.67
543	Sisahi	Kanpur Dehat	0.24	5.38	5.62	4.84	0.79
544	Paharipur	Kanpur Dehat	0.42	1.86	2.29	2.13	0.16
545	Sidaumatana	Kanpur Dehat	0.30	1.99	2.29	2.11	0.17
546	Asalatganj	Kanpur Dehat	1.72	14.22	15.94	14.04	1.90
547	Bhanda	Kanpur Dehat	0.48	7.05	7.53	7.08	0.46
548	Salenpur Mahera	Kanpur Dehat	1.27	3.61	4.89	4.70	0.19
549	Bhara Mau	Kanpur Dehat	0.71	1.63	2.33	1.88	0.45
550	Vikrampur	Kanpur Dehat	0.62	3.21	3.83	3.22	0.60
551	Dushara	Kanpur Dehat	0.44	1.24	1.68	1.57	0.11
552	Tishti	Kanpur Dehat	1.14	3.21	4.35	4.14	0.21
553	Bant	Lalitpur	1.84	3.22	5.06	4.60	0.47
554	Satarbans	Lalitpur	0.84	6.70	7.55	5.42	2.13
555	Aerabani	Lalitpur	1.26	5.65	6.91	5.08	1.83
556	UttamDhana	Lalitpur	2.40	3.32	5.73	3.84	1.89
557	Jamunia	Lalitpur	2.21	5.67	7.88	6.08	1.80
558	Padna	Lalitpur	1.36	2.16	3.52	2.93	0.59
559	Banpur	Lalitpur	19.70	18.74	38.44	20.19	18.25
560	Jaarawali	Lalitpur	0.77	3.50	4.27	3.86	0.41
561	Virdha	Lalitpur	1.40	4.67	6.06	5.36	0.70
562	Bachharawali	Lalitpur	0.74	1.37	2.10	1.53	0.57
563	Baar	Lalitpur	4.35	14.22	18.57	15.38	3.19
564	Bhawani	Lalitpur	0.44	2.27	2.70	1.49	1.21

565	Khitvans	Lalitpur	0.83	4.53	5.36	3.98	1.38
566	Annora	Lalitpur	0.93	6.78	7.72	7.12	0.59
567	Bazrra	Lalitpur	0.66	2.60	3.27	2.34	0.93
568	Bhorda	Lalitpur	0.77	3.22	3.98	2.87	1.11
569	Tenga	Lalitpur	0.74	4.51	5.26	4.48	0.77
570	Petsemra	Lalitpur	0.36	3.56	3.92	3.40	0.52
571	Surikala	Lalitpur	0.61	4.42	5.03	3.95	1.07
572	Dumriya	Lalitpur	2.02	3.37	5.38	3.97	1.42
573	Pipriya Jagir	Lalitpur	0.51	2.52	3.03	1.88	1.15
574	Udaypura	Lalitpur	5.16	1.97	7.13	1.48	5.65
575	Mudari	Lalitpur	0.11	1.99	2.09	1.79	0.31
576	Maholi	Lalitpur	2.76	0.51	3.27	2.52	0.75
577	Bramhori Katha	Lalitpur	6.43	2.32	8.75	2.05	6.70
578	Chainpur	Maharajganj	0.26	5.89	6.15	5.41	0.74
579	Ranipur	Maharajganj	0.27	5.20	5.48	4.28	1.19
580	Harpur Pakdi	Maharajganj	0.84	7.12	7.96	6.48	1.48
581	Lohipar	Maharajganj	1.18	2.54	3.72	3.19	0.54
582	Kodhibhar	Maharajganj	0.07	3.83	3.90	3.52	0.38
583	Pakdi	Maharajganj	0.04	3.12	3.16	2.58	0.57
584	Siswa Bujurg	Maharajganj	0.36	2.58	2.94	2.05	0.89
585	Mehediya	Maharajganj	0.02	3.26	3.27	3.12	0.16
586	Siswa Khrud	Maharajganj	0.72	3.97	4.69	2.95	1.74
587	Sawaiya	Maharajganj	0.29	9.59	9.88	9.03	0.85
588	Gaura	Maharajganj	1.56	2.62	4.18	3.39	0.79
589	Goyala	Maharajganj	0.18	6.97	7.15	6.70	0.45
590	Lakshmipur	Maharajganj	0.17	10.14	10.32	9.72	0.59
591	Harakh pur	Maharajganj	1.24	8.55	9.79	8.99	0.80
592	Bollia Babu	Maharajganj	0.15	6.32	6.47	6.30	0.17
593	Rampur Kala	Maharajganj	0.25	2.18	2.42	2.26	0.16
594	Khuduri	Maharajganj	0.02	4.03	4.05	4.04	0.02
595	Pakdi Siswa	Maharajganj	0.03	4.43	4.46	4.28	0.18
596	Sikarpur	Maharajganj	0.07	1.85	1.92	1.87	0.05
597	Gairma	Maharajganj	0.05	2.33	2.38	1.92	0.47
598	Chiuhatta	Maharajganj	0.80	4.68	5.48	4.55	0.93
599	Kharela Dehat	Mahoba	2.06	3.78	5.84	4.96	0.87
600	Salliya Maaf	Mahoba	0.50	2.52	3.02	2.48	0.54
601	Bhagari	Mahoba	0.20	1.84	2.03	1.55	0.48
602	Nagara Daang	Mahoba	0.66	4.30	4.96	3.17	1.78
603	Bijori ghanghora	Mahoba	0.21	2.50	2.71	2.24	0.47
604	Lamora	Mahoba	0.06	4.39	4.45	3.74	0.71
605	Bacchair kalan	Mahoba	0.26	4.37	4.63	3.40	1.24
606	Bacchair Khurd	Mahoba	0.95	4.13	5.08	4.71	0.37
607	Barda	Mahoba	0.21	2.62	2.84	1.45	1.39
608	Achaina	Mahoba	0.12	5.47	5.59	4.81	0.77
609	Supa	Mahoba	0.31	14.31	14.61	11.09	3.53
610	Sirmor	Mahoba	0.03	3.97	4.00	3.50	0.50
611	Bhatevera Khurd	Mahoba	0.17	2.63	2.80	2.56	0.24
612	Mohari	Mahoba	0.22	2.41	2.63	2.29	0.34
613	Tathadara	Mahoba	0.06	2.75	2.82	1.43	1.39
614	Kamalpura	Mahoba	0.17	2.09	2.26	1.84	0.42
615	Andhora	Mahoba	2.65	4.27	6.93	4.98	1.95
616	Kudar	Mahoba	0.72	4.05	4.77	3.94	0.82

617	Ballaiyan	Mahoba	1.03	2.52	3.55	2.42	1.13
618	Revie	Mahoba	0.42	2.80	3.22	2.45	0.78
619	Tele Pehari	Mahoba	0.39	5.23	5.62	5.10	0.52
620	Bapretha	Mahoba	0.78	4.79	5.57	4.04	1.53
621	Damora	Mahoba	0.29	3.84	4.13	4.05	0.08
622	Biz Ambedkar Nagar	Mahoba	0.04	3.44	3.48	3.30	0.17
623	Bilrahi	Mahoba	0.22	5.42	5.64	5.00	0.64
624	Jailwara	Mahoba	0.25	4.02	4.27	3.08	1.19
625	Tikeria Jaitpur	Mahoba	0.70	3.35	4.05	3.96	0.09
626	Bidhora	Mahoba	1.52	6.85	8.37	4.98	3.39
627	Budhwara	Mahoba	2.34	5.14	7.48	6.96	0.52
628	Gorkha	Mahoba	3.29	3.97	7.26	3.37	3.89
629	Kanera	Mahoba	1.54	2.97	4.50	3.42	1.09
630	Nattara	Mahoba	0.72	4.27	4.99	3.49	1.50
631	Jasoli	Mahoba	1.29	5.24	6.53	4.35	2.18
632	Charmau	Mahoba	0.49	3.33	3.82	3.10	0.72
633	Kaimeha Ime	Mahoba	0.13	4.31	4.44	3.38	1.06
634	Dikhwaha	Mahoba	0.09	4.09	4.18	3.68	0.50
635	Buddhora	Mahoba	0.26	2.93	3.19	2.82	0.37
636	Segon	Mahoba	0.84	2.27	3.10	2.69	0.42
637	Ladpur	Mahoba	0.49	4.58	5.07	3.80	1.27
638	Sugeera	Mahoba	6.10	6.27	12.37	8.96	3.41
639	Kulpahar Gramin	Mahoba	0.87	4.61	5.48	5.02	0.46
640	Pacchara	Mahoba	0.03	4.37	4.40	2.73	1.67
641	Chattvara	Mahoba	1.01	3.96	4.97	4.45	0.52
642	Srinagar	Mahoba	0.65	23.37	24.01	22.61	1.40
643	Bilkhe	Mahoba	0.02	5.70	5.72	5.53	0.20
644	Urvara	Mahoba	0.02	6.93	6.95	6.46	0.48
645	Atraramal	Mahoba	0.12	6.58	6.70	5.93	0.78
646	Bahadurpur	Mahoba	1.17	2.75	3.92	2.68	1.24
647	Kharka	Mahoba	0.09	4.50	4.59	3.80	0.79
648	Raiwara	Mahoba	1.20	3.69	4.89	4.29	0.59
649	Lilwahi	Mahoba	0.11	6.73	6.83	5.62	1.21
650	Barbie	Mahoba	0.49	7.62	8.10	6.54	1.57
651	Chikhara	Mahoba	0.05	6.74	6.79	6.49	0.30
652	Nathupura	Mahoba	0.01	2.05	2.06	1.64	0.42
653	Barat Pahari	Mahoba	0.24	2.62	2.85	2.50	0.35
654	Bilvai	Mahoba	0.38	5.01	5.39	5.15	0.24
655	Sukora	Mahoba	0.07	2.97	3.05	2.80	0.25
656	Pahra	Mahoba	0.68	8.18	8.86	6.87	1.98
657	Kaimha billeuttar	Mahoba	0.71	2.08	2.78	2.63	0.16
658	Gharon	Mahoba	1.31	3.02	4.33	3.70	0.64
659	Raipura Khurd	Mahoba	0.21	2.08	2.30	2.22	0.07
660	Datiya	Mahoba	0.59	4.51	5.10	4.61	0.48
661	Ganj	Mahoba	0.60	5.69	6.29	2.56	3.73
662	Bamhori Kaji	Mahoba	0.04	2.88	2.91	2.09	0.82
663	Jujhar	Mahoba	0.09	3.67	3.77	3.23	0.54
664	Barain	Mahoba	2.41	5.09	7.50	6.71	0.79
665	Chandauli	Mahoba	1.40	4.09	5.49	4.48	1.01
666	Sabua	Mahoba	1.82	4.38	6.21	4.79	1.42
667	Dhavari	Mahoba	0.21	4.70	4.90	3.65	1.25
668	Pehratha	Mahoba	1.13	5.08	6.21	4.85	1.36

669	Gudha	Mahoba	1.30	8.19	9.49	7.72	1.77
670	Luhari	Mahoba	0.86	4.14	5.00	3.72	1.28
671	Revie	Mahoba	0.53	10.89	11.42	8.85	2.57
672	Taia	Mahoba	0.80	4.55	5.35	4.35	0.99
673	Bamhori kurmin	Mahoba	0.41	3.23	3.63	3.42	0.21
674	Salia khalsa	Mahoba	0.18	2.85	3.03	2.71	0.32
675	Rurikala	Mahoba	0.94	4.67	5.61	4.04	1.57
676	Zakhari	Mathura	0.87	3.17	4.04	3.11	0.93
677	Karhari	Mathura	1.15	4.81	5.96	5.67	0.30
678	Umraya	Mathura	0.25	1.67	1.93	1.74	0.18
679	Guheta vista	Mathura	0.40	1.56	1.96	1.78	0.19
680	Chanddori	Mathura	0.59	2.61	3.21	2.84	0.36
681	Karhla	Mathura	1.14	1.37	2.50	2.24	0.26
682	Ujjhani	Mathura	0.51	1.16	1.67	1.47	0.21
683	Laadpur	Mathura	0.09	2.58	2.67	2.27	0.40
684	Basai Shergarh	Mathura	0.60	2.28	2.88	1.91	0.96
685	Sankhi	Mathura	0.69	2.71	3.39	2.06	1.33
686	Ranwari	Mathura	1.41	4.57	5.98	5.16	0.82
687	Shergarh	Mathura	1.06	6.14	7.19	4.75	2.45
688	Gadi Bhima	Mathura	1.12	2.51	3.62	1.80	1.83
689	Ranhera	Mathura	1.35	2.81	4.16	3.58	0.58
690	Undi	Mathura	0.63	2.78	3.40	2.18	1.23
691	Bahravali	Mathura	1.14	3.18	4.33	3.53	0.80
692	Peerpur	Mathura	1.26	1.81	3.07	2.11	0.96
693	Machil Zamin	Mau	0.44	2.84	3.28	3.03	0.25
694	Naimdad	Mau	1.11	2.81	3.92	3.59	0.33
695	Padrathpur	Mau	1.76	2.14	3.90	3.39	0.52
696	Saudi	Mau	0.81	0.44	1.25	1.18	0.07
697	Bhatauli	Mau	0.25	0.84	1.09	0.87	0.22
698	Atarsawan	Mau	0.61	4.68	5.29	3.82	1.48
699	Chandrapar	Mau	0.50	3.39	3.90	3.59	0.31
700	Badraon	Mau	3.25	1.61	4.86	4.28	0.58
701	Jamuari	Mau	1.25	2.11	3.35	3.15	0.21
702	Sarain Ganesh	Mau	0.22	3.93	4.15	3.51	0.64
703	Ragholi	Mau	3.20	5.06	8.26	7.03	1.23
704	Baroli	Mau	0.88	4.34	5.22	4.38	0.83
705	Rasadi	Mau	1.26	4.59	5.85	5.34	0.51
706	Majhwara	Mau	0.81	5.09	5.90	4.09	1.81
707	Nasipur Kasaha	Mau	0.61	6.36	6.97	3.67	3.30
708	Maufpur	Mau	1.06	3.27	4.33	3.92	0.41
709	Maidipur	Mau	1.40	4.52	5.93	5.69	0.24
710	Ammabhaleur	Mau	1.34	3.08	4.42	4.05	0.37
711	Lowasath	Mau	0.94	3.34	4.28	3.32	0.95
712	Mudadar maniyar	Mau	0.72	1.46	2.18	1.69	0.49
713	Usarikhurd	Mau	1.14	2.48	3.61	2.30	1.31
714	Kuchhara	Mau	1.22	2.23	3.45	2.69	0.76
715	Misrauli	Mau	0.23	2.62	2.85	2.75	0.10
716	Sarbaspur	Mau	0.50	3.55	4.05	3.48	0.58
717	Raiyain	Mau	0.53	5.78	6.31	4.69	1.62
718	Dubari	Mau	0.91	14.74	15.65	11.59	4.06
719	Suwaha	Mau	0.14	2.15	2.30	2.05	0.24
720	Gagaupur	Mau	0.36	2.64	3.00	2.73	0.27

721	Dhrampura	Mau	0.48	8.92	9.40	7.97	1.43
722	Bhattia	Mau	1.09	1.12	2.21	1.97	0.24
723	Lokiya	Mau	0.02	1.21	1.23	1.13	0.10
724	Medvaramal	Mau	0.47	0.64	1.11	0.95	0.16
725	Paharipur	Mau	1.82	1.81	3.63	3.52	0.11
726	Lakhnipur Mubrak	Mau	1.13	6.82	7.96	6.89	1.07
727	Semri Jamalpur	Mau	2.62	3.76	6.38	5.78	0.60
728	Kandeli	Mau	0.09	1.67	1.76	1.04	0.72
729	Lakhnor	Mau	0.97	3.89	4.85	2.81	2.05
730	Dumri	Mau	0.38	0.68	1.06	0.86	0.20
731	Saddopur Vasudev	Mau	0.92	2.01	2.93	2.21	0.72
732	Tarai Deh	Mau	0.07	1.69	1.76	1.56	0.21
733	Chamariyam	Mau	0.10	1.66	1.76	1.54	0.22
734	Blagdayan patti	Mau	0.84	2.30	3.14	2.23	0.91
735	Sarai meva giri	Mau	0.72	1.05	1.77	1.59	0.18
736	Dadhwai pathrav	Mau	2.13	1.19	3.33	3.04	0.28
737	Parsi Naharpur	Mau	0.60	1.80	2.40	2.18	0.22
738	Bhainsaya	Mau	0.13	5.28	5.41	5.28	0.12
739	Mohammadpur	Mau	0.39	1.26	1.65	1.03	0.62
740	Neveda Gopalpur	Mau	1.98	6.05	8.03	5.55	2.49
741	Phoolpur	Mau	0.72	0.78	1.50	0.82	0.67
742	Luduhi	Mau	0.54	1.75	2.28	2.01	0.27
743	Kerma	Mau	0.43	2.73	3.15	2.23	0.92
744	Nadval	Mau	0.15	1.29	1.44	0.83	0.61
745	Hirdiya patti	Mau	2.37	0.82	3.19	2.89	0.29
746	Alipur	Mau	0.55	2.53	3.08	2.17	0.91
747	Pardaha	Mau	0.41	1.10	1.52	1.41	0.11
748	Baundih	Mau	1.05	1.45	2.49	1.84	0.66
749	Kalasan pur	Mau	0.61	0.88	1.49	0.74	0.75
750	Keshav pur	Mau	1.71	1.54	3.25	2.40	0.85
751	Rasulpur	Mau	5.47	5.39	10.86	8.72	2.13
752	Meerpur	Mau	1.69	3.32	5.02	4.26	0.75
753	Gharaunda	Mau	0.65	1.75	2.40	2.23	0.17
754	Banpokhra	Mau	0.93	3.03	3.96	3.71	0.25
755	Kunda	Mau	0.69	4.09	4.78	4.50	0.28
756	Lallanpur	Mau	0.81	2.03	2.84	2.74	0.10
757	Sipah	Mau	0.96	4.58	5.54	4.92	0.62
758	Murar pur	Mau	0.31	1.34	1.65	1.30	0.35
759	Bibipur	Mau	0.24	2.44	2.68	2.40	0.28
760	Madina	Mau	0.04	2.87	2.91	2.44	0.47
761	Ruhasha	Meerut	0.07	5.80	5.87	5.45	0.42
762	Kaiyali	Meerut	0.58	3.99	4.57	4.52	0.05
763	Atamad Nagar	Meerut	0.64	7.50	8.14	7.24	0.90
764	Karimpur	Meerut	0.36	2.83	3.19	2.10	1.10
765	Ganeshpur	Meerut	6.11	2.97	9.07	4.80	4.27
766	Makhan Nagar	Meerut	0.23	6.97	7.19	6.57	0.62
767	Rehmapur	Meerut	0.16	4.99	5.15	4.88	0.27
768	Dudhlikhadar	Meerut	0.54	5.47	6.01	5.09	0.91
769	Alipur Morna	Meerut	0.63	6.63	7.27	5.37	1.90
770	Nidawali	Meerut	0.11	6.19	6.29	4.47	1.82
771	Bahorpur	Meerut	1.30	1.87	3.17	3.05	0.12
772	Rani Nagla	Meerut	0.33	4.88	5.21	4.57	0.65

773	Palda	Meerut	0.15	7.58	7.73	7.20	0.52
774	Pali	Meerut	0.39	4.67	5.06	3.45	1.61
775	S.pur Kramchand	Meerut	1.07	4.62	5.70	4.98	0.71
776	Gagsona	Meerut	0.04	4.55	4.60	2.46	2.13
777	Nagori	Meerut	0.09	1.59	1.69	1.53	0.16
778	Pillona	Meerut	0.41	2.72	3.12	2.92	0.20
779	Ahmadpur	Meerut	1.28	1.40	2.68	2.62	0.06
780	Bana	Meerut	0.54	3.21	3.74	2.82	0.92
781	Kishanpur Virna	Meerut	0.47	2.40	2.87	1.84	1.03
782	Jhunjuni	Meerut	0.19	3.93	4.12	4.10	0.02
783	Assa	Meerut	2.02	2.79	4.81	3.89	0.91
784	Kaul	Meerut	0.05	2.67	2.72	2.54	0.17
785	Rahawati	Meerut	0.12	3.32	3.44	3.09	0.35
786	Togri	Meerut	0.11	2.55	2.65	2.24	0.41
787	Kulanjan	Meerut	0.19	3.37	3.56	2.88	0.68
788	Dehraki	Meerut	0.15	2.62	2.78	2.67	0.10
789	Madiyahi	Meerut	0.07	1.99	2.06	1.71	0.35
790	Zafarnagar	Meerut	0.06	2.13	2.18	1.85	0.33
791	Rardana	Meerut	0.16	10.33	10.49	10.46	0.03
792	Kheda	Meerut	0.20	4.13	4.33	4.01	0.31
793	Nahli	Meerut	0.27	1.87	2.14	2.06	0.08
794	Bhamori	Meerut	0.16	8.01	8.17	7.63	0.53
795	Aterna	Meerut	0.29	2.74	3.03	2.94	0.09
796	Khawajapur	Meerut	0.21	3.39	3.60	3.31	0.29
797	Salawa	Meerut	3.47	7.90	11.38	11.34	0.03
798	Dadri	Meerut	0.89	4.07	4.97	2.58	2.39
799	Nangli Sadharan	Meerut	0.08	1.63	1.71	1.12	0.59
800	Mandoora	Meerut	1.11	2.17	3.29	1.75	1.54
801	Shahpur Zadid	Meerut	0.11	1.75	1.86	1.61	0.25
802	Chhabediya	Meerut	0.67	3.82	4.49	4.33	0.16
803	Julheda	Meerut	0.42	2.02	2.44	1.71	0.73
804	Jhitkari	Meerut	0.21	2.13	2.34	1.65	0.68
805	Sakoti	Meerut	0.67	17.12	17.79	17.22	0.57
806	BastausNarang	Meerut	0.67	3.27	3.94	3.56	0.38
807	Maanpur	Meerut	1.34	2.51	3.85	2.61	1.24
808	S.pur Firozpur	Meerut	2.15	27.71	29.86	29.08	0.78
809	Badawali	Meerut	0.55	2.87	3.42	2.52	0.90
810	Mathaura	Meerut	0.20	4.70	4.90	4.19	0.71
811	Akbarpur Ghari	Meerut	0.25	2.37	2.63	2.20	0.42
812	Kishorpur	Meerut	0.20	5.02	5.22	4.27	0.95
813	Modh Khurd	Meerut	1.78	3.91	5.68	3.85	1.83
814	Shahpur	Meerut	0.36	4.62	4.98	2.93	2.05
815	Meeva	Meerut	0.05	6.42	6.46	6.11	0.35
816	Himaiyupur	Meerut	0.33	3.46	3.79	3.76	0.02
817	Jalalpur Jora	Meerut	0.04	2.42	2.45	2.19	0.27
818	Khesrari	Mehraiganj	1.53	7.92	9.45	7.58	1.87
819	Bahuaar	Mirzapur	0.37	2.34	2.71	2.36	0.34
820	Zamalpur Milki	Mirzapur	0.32	1.45	1.77	1.24	0.53
821	Gopalpur	Mirzapur	1.24	2.28	3.52	3.45	0.07
822	Vishunpur	Mirzapur	1.66	5.31	6.97	6.42	0.55
823	Pakri	Mirzapur	0.30	2.60	2.89	1.58	1.32
824	Sakrodi	Mirzapur	0.96	1.93	2.88	2.49	0.40

825	Jogvan	Mirzapur	1.47	2.55	4.02	3.61	0.41
826	Kaima Rasulpur	Mirzapur	0.28	1.48	1.75	1.45	0.30
827	Visesherpur Mafi	Mirzapur	0.44	2.73	3.18	2.36	0.82
828	Chainpura	Mirzapur	0.54	2.64	3.18	1.66	1.52
829	Gauri	Mirzapur	0.13	1.65	1.78	1.29	0.49
830	Dharwaha	Mirzapur	0.90	2.31	3.20	3.04	0.17
831	Rasulpur Zamalpur	Mirzapur	0.50	1.74	2.23	1.43	0.80
832	Madnapur Zamal	Mirzapur	0.26	1.65	1.92	1.59	0.33
833	Zafarpura	Mirzapur	0.36	2.20	2.56	1.48	1.08
834	Dohri	Mirzapur	0.55	3.68	4.22	3.78	0.44
835	Jagdishpur	Mirzapur	4.59	2.30	6.89	1.90	4.98
836	Bajjnathpur	Moradabad	0.74	1.16	1.91	1.57	0.34
837	Rajpur Tilak	Moradabad	0.39	2.44	2.82	2.42	0.40
838	Rani Nagal	Moradabad	0.55	2.19	2.74	2.34	0.40
839	Ramuwala Saikh	Moradabad	0.13	1.47	1.60	1.30	0.30
840	Malhapura	Moradabad	0.47	1.41	1.88	1.62	0.26
841	Budhnagar	Moradabad	0.48	1.67	2.16	1.89	0.26
842	Madarpur	Moradabad	0.79	3.34	4.13	3.61	0.53
843	Shareefnagar	Moradabad	0.09	13.35	13.44	11.76	1.68
844	Sahbazpur kala	Moradabad	0.02	1.90	1.92	1.73	0.20
845	Saijni	Moradabad	0.25	2.10	2.35	2.30	0.05
846	Dilari Changairi	Moradabad	1.08	3.51	4.59	3.94	0.65
847	Gkharpur	Moradabad	0.46	1.75	2.21	1.81	0.40
848	Sihali Khaddar	Moradabad	0.40	2.11	2.51	2.17	0.34
849	Adalpur	Moradabad	0.83	2.33	3.16	2.76	0.40
850	Sarkathakhas	Moradabad	0.68	3.84	4.52	4.14	0.38
851	Fareedpur Kasam	Moradabad	0.49	1.33	1.81	1.57	0.24
852	Mahmoodpur Lal	Moradabad	0.39	1.47	1.86	1.59	0.27
853	Masumpur	Moradabad	0.60	2.25	2.85	2.45	0.40
854	Rajpur Kesriya	Moradabad	0.14	2.76	2.91	2.54	0.37
855	Rehtamafi	Moradabad	0.03	4.26	4.29	3.86	0.43
856	Dharupur Fazatpur	Moradabad	0.35	2.37	2.72	2.51	0.21
857	Manpur Duttaram	Moradabad	1.71	2.88	4.59	3.81	0.78
858	Palikpur	Moradabad	0.02	1.29	1.30	1.10	0.21
859	Longikala	Moradabad	0.72	2.21	2.94	2.58	0.36
860	Faridnagar	Moradabad	3.50	4.44	7.94	7.24	0.70
861	Gopiwala	Moradabad	0.69	3.64	4.32	3.78	0.54
862	Madhupuri	Moradabad	0.18	1.08	1.26	0.94	0.32
863	Begumpur	Moradabad	0.55	7.56	8.11	7.49	0.62
864	Ahmadpur	Moradabad	0.62	7.49	8.11	2.61	5.50
865	Khalilpur Kaddim	Moradabad	0.35	2.85	3.19	2.76	0.43
866	Rasulpur chauraha	Moradabad	0.28	1.80	2.08	1.62	0.45
867	Mahmoodpur Mafi	Moradabad	0.45	3.13	3.58	3.08	0.49
868	Bhaisle	Moradabad	0.24	1.06	1.30	0.96	0.34
869	Chaidri Akbarpur	Moradabad	1.25	5.41	6.66	5.31	1.35
870	Samathal	Moradabad	0.84	5.74	6.58	5.90	0.68
871	Mishri pur	Moradabad	0.57	4.37	4.93	4.43	0.50
872	Phoolpur Mithanpur	Moradabad	0.28	2.20	2.47	1.79	0.68
873	Kasampur	Moradabad	0.87	2.07	2.94	2.54	0.40
874	Sikandrabad	Moradabad	0.80	4.54	5.34	4.66	0.68
875	Ghadi	Moradabad	2.64	10.72	13.36	9.54	3.82
876	Rajipur Khaddar	Moradabad	0.43	3.22	3.65	3.02	0.63

877	Modi Hajratpur	Moradabad	1.41	6.23	7.64	6.06	1.58
878	Rai	Muzaffar Nagar	1.85	5.79	7.64	6.23	1.41
879	Tanda Mazra	Muzaffar Nagar	0.61	4.27	4.87	4.88	0.00
880	Dheerahadi	Muzaffar Nagar	1.00	2.25	3.25	2.90	0.35
881	Bhupa	Muzaffar Nagar	2.37	6.82	9.19	5.46	3.73
882	Beileda	Muzaffar Nagar	1.58	2.45	4.02	3.86	0.16
883	Sikandarpur	Muzaffar Nagar	0.80	2.40	3.19	3.01	0.19
884	Rahmatpur	Muzaffar Nagar	0.45	3.34	3.79	3.51	0.27
885	Nagla Bujurg	Muzaffar Nagar	1.58	3.02	4.60	4.41	0.19
886	Badiwala	Muzaffar Nagar	0.42	2.54	2.96	2.19	0.77
887	Bijopura	Muzaffar Nagar	0.74	2.52	3.25	2.55	0.70
888	Khampur	Muzaffar Nagar	1.38	5.31	6.69	6.02	0.67
889	Rampur	Muzaffar Nagar	4.51	8.40	12.91	10.53	2.38
890	Bagowali	Muzaffar Nagar	2.27	11.39	13.67	9.98	3.68
891	Sisowna	Muzaffar Nagar	1.20	5.60	6.81	5.53	1.28
892	Paraie	Muzaffar Nagar	0.52	3.08	3.60	3.39	0.21
893	Datiyana	Muzaffar Nagar	2.23	11.13	13.36	7.92	5.43
894	Bihari	Muzaffar Nagar	0.95	6.33	7.28	5.79	1.49
895	Roodkali	Muzaffar Nagar	0.59	1.79	2.38	2.16	0.22
896	Pitwara	Muzaffar Nagar	1.18	4.20	5.37	4.13	1.24
897	Etawah	Muzaffar Nagar	0.16	3.28	3.44	3.21	0.23
898	Kalyanpur	Muzaffar Nagar	0.05	2.82	2.88	2.69	0.19
899	Hussainabad-	Muzaffar Nagar	0.95	4.73	5.67	4.29	1.38
900	Kurthal	Muzaffar Nagar	1.00	3.97	4.97	4.77	0.20
901	Alipur	Muzaffar Nagar	1.35	8.90	10.25	9.34	0.91
902	Sahadabbar	Muzaffar Nagar	1.14	1.89	3.02	2.75	0.28
903	Rasulpur Madi	Muzaffar Nagar	0.85	2.47	3.33	2.98	0.34
904	Kuralasi	Muzaffar Nagar	1.02	2.56	3.58	3.22	0.35
905	Parasoli	Muzaffar Nagar	0.15	4.77	4.93	4.30	0.63
906	Mohd.pur Ramsingh	Muzaffar Nagar	1.15	2.84	3.99	2.86	1.13
907	Ghari Noabad	Muzaffar Nagar	0.02	4.99	5.01	3.59	1.42
908	Sikarpur	Muzaffar Nagar	0.80	2.61	3.41	3.37	0.04
909	Laccheda	Muzaffar Nagar	1.20	8.48	9.68	8.71	0.97
910	Tigre	Muzaffar Nagar	1.04	7.25	8.30	7.82	0.48
911	Jadoda	Muzaffar Nagar	1.93	18.25	20.19	17.11	3.07
912	Jhatmujhera	Muzaffar Nagar	4.54	8.31	12.85	7.75	5.10
913	Kukda	Muzaffar Nagar	4.05	13.88	17.94	15.78	2.16
914	Bahadur pur	Muzaffar Nagar	1.44	6.75	8.19	7.02	1.17
915	Nirana	Muzaffar Nagar	0.95	3.56	4.51	4.00	0.50
916	Almaspur	Muzaffar Nagar	0.68	3.10	3.78	3.66	0.12
917	Durshanpur ghari	Muzaffar Nagar	0.35	1.65	2.00	1.86	0.13
918	Bhelaikalan	Rae Bareli	1.04	5.71	6.75	5.59	1.17
919	Jalalpur	Rae Bareli	0.23	2.97	3.21	2.85	0.35
920	Rasulpur	Rae Bareli	0.29	2.82	3.11	2.70	0.41
921	Behrampur	Rae Bareli	0.60	3.78	4.39	3.48	0.90
922	Belhani	Rae Bareli	1.26	4.06	5.32	4.17	1.15
923	Rajaoli	Rae Bareli	1.38	3.38	4.75	3.85	0.90
924	Kannawan	Rae Bareli	0.57	6.03	6.60	5.99	0.61
925	Bannawan	Rae Bareli	1.07	6.95	8.03	7.10	0.93
926	Bannamau	Rae Bareli	0.95	3.59	4.55	3.56	0.99
927	Mirzapur Taudhakpur	Rae Bareli	0.35	2.81	3.16	2.37	0.79
928	Khairhani	Rae Bareli	1.90	4.94	6.84	5.80	1.04

929	Govindpur Balloli	Rae Bareli	0.32	2.60	2.92	2.43	0.49
930	Mainahaar Katra	Rae Bareli	2.48	5.23	7.71	7.17	0.54
931	Rampur Sudauli	Rae Bareli	2.72	6.45	9.17	6.50	2.67
932	Belvanhasanpur	Rae Bareli	0.21	2.23	2.44	1.96	0.48
933	Saimrota	Rae Bareli	2.14	16.17	18.32	14.10	4.22
934	Basantpur	Rae Bareli	0.11	3.52	3.63	2.61	1.02
935	Thokarpur	Rae Bareli	0.92	5.81	6.73	5.49	1.24
936	Akabarpur Farsi	Rae Bareli	2.67	6.45	9.12	6.63	2.49
937	Ramai	Rae Bareli	0.39	3.54	3.93	2.81	1.12
938	Kurrie	Rae Bareli	0.62	6.21	6.83	5.59	1.24
939	Todarpur	Rae Bareli	0.27	2.41	2.68	2.10	0.58
940	Tilenda	Rae Bareli	0.44	4.54	4.98	4.20	0.77
941	Bahadurnagar	Rae Bareli	1.64	8.47	10.11	7.40	2.71
942	Ranikhera	Rae Bareli	0.51	4.60	5.11	4.46	0.65
943	Bhaghirathpur	Rae Bareli	0.09	2.46	2.55	2.12	0.43
944	Kura	Rae Bareli	2.10	4.65	6.75	6.07	0.68
945	Shahmau	Rae Bareli	0.11	2.10	2.21	1.74	0.47
946	Janapur	Rae Bareli	0.25	5.26	5.51	3.19	2.31
947	Umarpur	Rae Bareli	0.38	3.11	3.48	3.05	0.44
948	Karnpur	Rae Bareli	2.33	5.37	7.70	4.23	3.48
949	Chanda Thikar	Rae Bareli	1.54	5.88	7.42	5.55	1.87
950	Vishnupur	Rae Bareli	2.04	13.07	15.11	1.27	13.84
951	Maidaimau	Rae Bareli	0.27	1.96	2.23	1.75	0.48
952	Baghai	Rae Bareli	2.11	10.04	12.15	9.10	3.05
953	Chaura	Rae Bareli	0.88	3.42	4.30	3.18	1.12
954	Vadhona	Rae Bareli	0.51	3.70	4.21	3.65	0.56
955	Uttarpara	Rae Bareli	1.89	3.06	4.96	4.33	0.63
956	Ariyank	Rae Bareli	0.80	3.76	4.55	3.46	1.09
957	Ahuri	Rae Bareli	0.70	5.36	6.06	4.22	1.84
958	Umarpur	Rae Bareli	0.34	3.15	3.48	3.05	0.44
959	Karanpur	Rae Bareli	2.33	5.37	7.70	4.23	3.48
960	Vishunpur	Rae Bareli	2.04	13.07	15.11	12.70	2.41
961	Maidemau	Rae Bareli	0.27	2.06	2.33	1.75	0.58
962	Bahai	Rae Bareli	2.11	10.04	12.15	9.10	3.05
963	Chetra Bujurg	Rae Bareli	0.53	6.90	7.43	6.39	1.04
964	Pakar goan	Rae Bareli	1.98	11.21	13.19	10.42	2.77
965	Padorakalan	Rae Bareli	0.18	4.57	4.74	4.50	0.24
966	Ashan Jagatpur	Rae Bareli	0.73	7.52	8.26	7.40	0.86
967	Uchauri	Rae Bareli	0.24	2.95	3.20	2.33	0.87
968	Datauli	Rae Bareli	1.49	8.43	9.92	8.68	1.24
969	Usufpur	Rae Bareli	0.47	4.49	4.96	4.00	0.96
970	Rangoan	Rae Bareli	0.31	2.36	2.67	1.65	1.01
971	Gigon	Rae Bareli	0.69	6.24	6.93	6.39	0.55
972	Narsinghpur	Rae Bareli	0.51	3.95	4.46	3.67	0.79
973	Dhanabad	Rae Bareli	0.26	2.48	2.74	2.03	0.70
974	Dagabhat	Rae Bareli	0.47	3.26	3.72	2.94	0.78
975	Dhannipur	Rae Bareli	0.61	3.86	4.47	3.51	0.96
976	Mathena	Rae Bareli	0.32	3.05	3.37	2.57	0.80
977	Saimbasi	Rae Bareli	0.18	7.78	7.96	7.16	0.81
978	Rain	Rae Bareli	0.51	4.50	5.01	3.79	1.21
979	Mubarakpur	Rae Bareli	0.31	1.80	2.11	1.80	0.32
980	Sobhvapur	Rae Bareli	0.32	3.16	3.48	3.24	0.24

981	Jhabbar Hardopati	Rae Bareli	0.34	1.61	1.96	1.84	0.12
982	Baraha	Rae Bareli	0.43	2.16	2.58	2.15	0.43
983	Bishunkhera	Rae Bareli	0.13	1.95	2.08	1.59	0.49
984	Alampur	Rae Bareli	0.36	4.21	4.58	3.56	1.02
985	Udvamau	Rae Bareli	0.25	2.39	2.64	2.05	0.59
986	Jagatpur Mithkora	Rae Bareli	0.76	2.39	3.15	2.63	0.53
987	Sarai Bairehakhera	Rae Bareli	0.42	2.68	3.09	2.42	0.67
988	Kasrawan	Rae Bareli	1.12	7.49	8.61	7.66	0.95
989	Devpuri	Rae Bareli	1.60	3.82	5.42	4.82	0.60
990	Sehgon Purabgav	Rae Bareli	0.38	3.60	3.98	3.53	0.46
991	Gadhari	Rae Bareli	0.32	4.56	4.88	3.85	1.03
992	Rajamau	Rae Bareli	0.70	3.88	4.58	3.78	0.80
993	Middhona	Rae Bareli	0.68	4.00	4.68	3.35	1.33
994	Iecholi	Rae Bareli	1.99	9.85	11.84	9.79	2.05
995	Kalie Khera	Rae Bareli	1.07	5.49	6.55	5.67	0.89
996	Sekhpur Samodha	Rae Bareli	1.02	10.44	11.46	10.13	1.33
997	Mithapur Badiya	Rae Bareli	2.64	4.73	7.36	5.84	1.52
998	Khajur Goan	Rae Bareli	1.91	6.90	8.81	5.73	3.08
999	Gaigaso	Rae Bareli	0.93	5.95	6.87	5.53	1.34
1000	Maduri	Rae Bareli	1.15	3.50	4.65	3.49	1.17
1001	Haripur	Rae Bareli	0.20	2.85	3.05	2.03	1.02
1002	Gahieri	Rae Bareli	1.55	6.26	7.81	6.77	1.04
1003	Gogapur Varigoan	Rae Bareli	0.74	3.99	4.72	3.76	0.96
1004	Sakatpur	Rae Bareli	0.92	2.78	3.70	3.08	0.62
1005	Rampur Mohideen	Rae Bareli	0.25	2.48	2.72	2.33	0.39
1006	Malpur	Rae Bareli	0.81	3.84	4.65	3.86	0.79
1007	Hansva	Rae Bareli	1.12	3.52	4.64	3.90	0.74
1008	Mahakhera	Rae Bareli	0.89	5.85	6.74	5.21	1.53
1009	Raiwari Pasia kher	Rae Bareli	0.86	3.65	4.51	3.78	0.74
1010	Uttra Gori	Rae Bareli	0.74	4.32	5.06	3.83	1.23
1011	Ambra Paschim	Rae Bareli	0.36	12.36	12.72	11.27	1.45
1012	Chillola	Rae Bareli	0.79	4.49	5.28	4.02	1.26
1013	Sodasi	Rae Bareli	0.50	4.29	4.79	3.90	0.88
1014	Lalumau	Rae Bareli	0.53	2.26	2.79	2.35	0.44
1015	Gora Rupai	Rae Bareli	0.37	4.90	5.27	4.45	0.81
1016	Vibhora Mahesh	Rae Bareli	0.38	3.63	4.02	3.25	0.77
1017	Vandie	Rae Bareli	0.72	3.32	4.03	3.13	0.90
1018	Anwarpur Barovi	Saharanpur	0.01	1.49	1.50	1.43	0.07
1019	Bhulni	Saharanpur	0.07	2.28	2.35	2.30	0.05
1020	Sansarpur	Saharanpur	0.91	14.46	15.37	13.27	2.10
1021	Azampur kala	Saharanpur	0.03	1.89	1.92	1.67	0.25
1022	Kushalipur	Saharanpur	0.03	6.98	7.01	6.09	0.92
1023	Naurangpur	Saharanpur	0.10	1.67	1.77	1.54	0.22
1024	Ganeshpur	Saharanpur	0.36	2.07	2.43	1.13	1.30
1025	Kotdi Behlolpur	Saharanpur	0.82	2.93	3.75	3.06	0.69
1026	Muzaffarabad	Saharanpur	0.99	15.70	16.69	16.51	0.17
1027	Khujnavar	Saharanpur	0.94	2.54	3.48	2.81	0.67
1028	Sherpur	Saharanpur	0.97	6.71	7.67	6.74	0.94
1029	Aurangabad	Saharanpur	0.19	3.17	3.35	3.16	0.19
1030	Takipur	Saharanpur	0.50	5.87	6.37	5.74	0.63
1031	Bhattपुरा	Saharanpur	0.48	2.73	3.21	2.78	0.43
1032	Kalsiya	Saharanpur	0.45	2.90	3.35	3.33	0.02

1033	Dayalpur	Saharanpur	0.65	4.60	5.25	4.81	0.44
1034	Lakhnor	Saharanpur	0.65	3.14	3.79	3.77	0.01
1035	Rasulpur	Saharanpur	0.21	2.78	2.99	2.72	0.27
1036	Kolki Kalan	Saharanpur	1.13	6.96	8.08	6.21	1.88
1037	Sekhpura Kadim	Saharanpur	5.93	16.83	22.76	20.88	1.88
1038	Khazuri Akbarpur	Saharanpur	2.84	3.20	6.04	5.91	0.13
1039	Balliakheti	Saharanpur	0.28	1.79	2.07	1.65	0.42
1040	Hariyabaans	Saharanpur	2.46	2.43	4.88	4.84	0.05
1041	Hasanpur Bhalsava	Saharanpur	0.43	3.72	4.15	3.77	0.38
1042	Beritaga	Saharanpur	0.23	1.38	1.61	1.32	0.29
1043	Nilheaida Ghazi	Saharanpur	0.30	2.60	2.90	2.67	0.23
1044	Ghoghariki	Saharanpur	0.57	3.00	3.57	1.99	1.57
1045	Pairagpur	Saharanpur	0.30	1.95	2.25	2.22	0.02
1046	Rasulpur Kalan	Saharanpur	0.69	5.77	6.46	6.09	0.37
1047	Rehdeva	Shajahanpur	0.48	2.56	3.04	2.86	0.17
1048	Jujharpur	Shajahanpur	0.55	4.44	4.99	4.61	0.37
1049	Nahila	Shajahanpur	1.72	5.83	7.55	6.25	1.29
1050	Karnapur Vitoni	Shajahanpur	0.51	2.63	3.13	2.81	0.32
1051	Gangsara	Shajahanpur	1.23	4.83	6.06	5.25	0.80
1052	Dideriya Bujurg	Shajahanpur	1.38	4.74	6.12	3.42	2.71
1053	Pakdia Haqi	Shajahanpur	0.72	10.23	10.95	9.64	1.30
1054	Gudhni	Shajahanpur	0.44	2.32	2.77	2.57	0.19
1055	Kahmara	Shajahanpur	0.56	2.95	3.51	3.25	0.26
1056	Ghanshyampur	Shajahanpur	0.96	3.17	4.13	3.74	0.39
1057	Pachera N.pur	Sitapur	3.11	1.16	4.27	3.03	1.25
1058	Nonair	Sitapur	0.11	5.22	5.32	4.15	1.17
1059	Beniraj Dashrath	Sitapur	0.06	3.01	3.07	2.41	0.66
1060	Bikhpur	Sitapur	0.07	3.28	3.34	2.60	0.74
1061	Kyorikalan	Sitapur	1.96	6.83	8.79	7.38	1.41
1062	Salelmau	Sitapur	2.00	3.97	5.97	4.09	1.88
1063	Bhadeva	Sitapur	0.94	5.99	6.93	5.02	1.91
1064	Jalalipur Dehat	Sitapur	0.09	8.57	8.66	7.87	0.79
1065	Rikshein	Sitapur	0.66	3.02	3.68	2.93	0.74
1066	Badkherva	Sitapur	0.13	1.51	1.64	1.24	0.40
1067	Omr-salempur	Sitapur	1.45	3.55	5.00	3.70	1.30
1068	Firozpur	Sitapur	0.32	3.47	3.78	3.27	0.52
1069	Katyara	Sitapur	0.38	6.97	7.34	5.12	2.23
1070	Mazigoanvan	Sitapur	0.13	2.29	2.42	2.23	0.19
1071	Peetpur	Sitapur	0.49	4.07	4.56	3.82	0.75
1072	Sultanpur	Sitapur	0.24	3.45	3.70	2.93	0.76
1073	Sekhapur	Sitapur	0.88	3.37	4.25	3.56	0.69
1074	Armi	Sitapur	1.74	5.20	6.94	5.98	0.95
1075	S.Baldev Singh	Sitapur	1.19	1.37	2.56	2.50	0.05
1076	Bamhora	Sitapur	0.42	2.30	2.72	2.34	0.37
1077	Bhatpurva	Sitapur	0.07	2.53	2.60	2.13	0.47
1078	Kalayanpur	Sitapur	0.10	3.93	4.03	3.11	0.92
1079	Belamaukala	Sitapur	0.71	2.01	2.72	2.07	0.65
1080	Doliekala	Sitapur	0.30	3.80	4.10	3.64	0.46
1081	Newada	Sitapur	2.19	3.44	5.62	3.98	1.65
1082	Barosa	Sitapur	1.78	2.52	4.30	3.90	0.40
1083	Rajepur	Sitapur	0.11	3.73	3.83	2.97	0.87
1084	Gurdhapa	Sitapur	0.93	6.50	7.43	6.56	0.88

1085	Udnapur Kariya	Sitapur	1.40	7.58	8.98	7.10	1.87
1086	Variya Deh	Sitapur	0.20	5.33	5.53	3.17	2.36
1087	Beripur	Sitapur	0.14	2.31	2.45	2.27	0.18
1088	Sairekhpur Bhure	Sitapur	1.21	2.30	3.51	3.12	0.39
1089	Narhapur	Sitapur	0.41	1.65	2.06	1.49	0.56
1090	Persai Harnath	Sitapur	0.41	1.81	2.22	1.63	0.59
1091	Badeliya	Sitapur	1.12	2.81	3.93	3.63	0.30
1092	Madar	Sonebhadra	0.06	2.36	2.42	2.21	0.21
1093	Shivkhati	Sonebhadra	0.74	2.37	3.10	2.14	0.97
1094	Vamtauli	Sonebhadra	1.79	2.82	4.61	4.17	0.45
1095	Judvariya	Sonebhadra	0.60	1.76	2.37	2.32	0.05
1096	Silhata	Sonebhadra	0.09	4.58	4.68	4.01	0.67
1097	Kakroli	Sonebhadra	0.17	2.72	2.88	2.27	0.61
1098	Kuthan	Sonebhadra	3.10	7.17	10.27	8.89	1.38
1099	Koldiha	Sonebhadra	0.46	3.56	4.02	3.81	0.20
1100	Parsauna	Sonebhadra	0.81	6.68	7.49	7.18	0.31
1101	Popi	Sonebhadra	1.15	2.92	4.07	3.30	0.78
1102	Katwaria	Sonebhadra	0.02	2.15	2.17	1.92	0.25
1103	Odoli	Sonebhadra	0.21	3.51	3.72	3.56	0.16
1104	Mahuraser	Sonebhadra	0.14	3.84	3.98	3.81	0.17
1105	Umarikala	Sonebhadra	0.26	4.58	4.84	4.66	0.18
1106	Butbedbva	Sonebhadra	0.80	12.14	12.94	8.71	4.24
1107	Saliyadeh	Sonebhadra	0.02	5.91	5.93	5.74	0.19
1108	Dhannora	Sonebhadra	0.19	8.08	8.27	6.52	1.75
1109	Kharra	Sonebhadra	0.32	1.75	2.07	1.78	0.29
1110	Khajuri	Sonebhadra	0.19	3.90	4.08	3.82	0.27
1111	Jabar	Sonebhadra	0.41	5.63	6.04	5.19	0.85
1112	Teda	Sonebhadra	0.03	5.16	5.19	4.88	0.31
1113	Harpura	Sonebhadra	0.01	7.28	7.30	7.05	0.24
1114	Bairkhad	Sonebhadra	0.31	9.25	9.56	9.23	0.34
1115	Mahuli	Sonebhadra	0.08	7.71	7.79	6.01	1.78
1116	Phulwar	Sonebhadra	0.26	8.63	8.89	7.62	1.27
1117	Lasda	Sonebhadra	0.28	3.53	3.81	3.31	0.51
1118	Kamhari	Sonebhadra	0.55	2.44	3.00	2.83	0.17
1119	Konga	Sonebhadra	0.24	5.50	5.74	5.71	0.03
1120	Dhanarvot	Sonebhadra	0.56	6.69	7.24	6.14	1.10
1121	Chainpur	Sonebhadra	0.08	4.38	4.47	4.04	0.43
1122	Dhanvar	Sonebhadra	0.06	7.97	8.03	7.29	0.74
1123	Bachra	Sonebhadra	0.02	5.15	5.17	5.14	0.03
1124	Rahand	Sonebhadra	1.64	3.44	5.08	4.56	0.52
1125	Khotomahua	Sonebhadra	0.11	5.12	5.23	5.06	0.17
1126	Bajja	Sonebhadra	0.04	6.28	6.32	5.64	0.68
1127	Gaghra	Sonebhadra	0.69	5.18	5.86	5.61	0.25
1128	Bhisur	Sonebhadra	0.10	5.92	6.03	5.75	0.28
1129	Chona	Sonebhadra	0.78	5.92	6.71	6.69	0.01
1130	Bhanwar	Sonebhadra	1.44	5.93	7.37	7.37	0.00
1131	Sashi tola	Sonebhadra	0.01	8.12	8.13	7.91	0.22
1132	Hatiyar	Sonebhadra	0.04	12.39	12.44	11.63	0.81
1133	Gohda	Sonebhadra	0.22	7.29	7.51	6.52	0.98
1134	Sundari	Sonebhadra	0.61	5.01	5.62	4.38	1.24
1135	Jorukhad	Sonebhadra	0.43	7.73	8.15	7.79	0.37
1136	Karhiya	Sonebhadra	0.58	12.97	13.56	13.51	0.05

1137	Maldeva	Sonebhadra	0.13	5.33	5.45	4.80	0.65
1138	Vider	Sonebhadra	2.81	13.31	16.12	14.07	2.05
1139	Behradol	Sonebhadra	3.58	7.44	11.02	7.86	3.16
1140	Rajkhad	Sonebhadra	3.78	9.31	13.09	11.50	1.60
1141	Hathwani	Sonebhadra	0.24	4.80	5.04	4.64	0.40
1142	Dumhan	Sonebhadra	0.34	7.28	7.62	5.72	1.90
1143	Jharokala	Sonebhadra	0.09	9.03	9.12	7.82	1.31
1144	Dumardiha	Sonebhadra	0.70	9.14	9.84	3.76	6.09
1145	Kattoli	Sonebhadra	0.05	6.18	6.23	3.76	2.47
1146	Devri Khurd	Sonebhadra	0.11	2.57	2.68	2.08	0.60
1147	Bannora II	Sonebhadra	0.96	2.49	3.46	3.07	0.38
1148	Duraval kala	Sonebhadra	0.07	3.80	3.87	3.72	0.15
1149	Jait	Sonebhadra	0.29	3.99	4.28	2.06	2.22
1150	Dehri Kala	Sonebhadra	0.06	2.64	2.70	2.55	0.15
1151	Unchdeh	Sonebhadra	0.01	3.27	3.28	2.28	1.00
1152	Maanpur	Sonebhadra	0.23	2.22	2.45	1.62	0.83
1153	Panwar	Sonebhadra	0.66	4.09	4.75	4.72	0.02
1154	Babhnoli	Sonebhadra	0.06	2.32	2.38	2.14	0.25
1155	Dhobhie	Sonebhadra	0.15	2.27	2.42	1.56	0.86
1156	Purna	Sonebhadra	1.01	7.00	8.01	6.38	1.64
1157	Aahroa	Sonebhadra	0.55	5.93	6.48	5.51	0.97
1158	Guruval	Sonebhadra	0.18	4.39	4.56	4.02	0.54
1159	Patehra	Sonebhadra	1.54	3.10	4.64	3.26	1.38
1160	Hinduari	Sonebhadra	0.31	3.36	3.68	2.92	0.75
1161	Magurahi	Sonebhadra	0.12	2.38	2.49	2.38	0.11
1162	Sersia Jaithe	Sonebhadra	0.11	4.10	4.21	3.49	0.71
1163	Pagiya	Sonebhadra	0.36	7.63	7.99	2.53	5.46
1164	Saranga	Sonebhadra	0.39	3.88	4.26	4.22	0.04
1165	Jadreaua	Sonebhadra	2.10	3.74	5.84	4.84	1.00
1166	Gordihe	Sonebhadra	0.01	2.22	2.22	1.73	0.49
1167	Saindhuri	Sonebhadra	0.83	2.67	3.50	1.85	1.65
1168	Barak	Sonebhadra	0.27	3.67	3.94	3.00	0.94
1169	Basoli	Sonebhadra	0.09	3.31	3.40	2.75	0.65
1170	Muthair	Sonebhadra	0.12	2.77	2.88	2.69	0.19
1171	Bajuaare	Sonebhadra	0.97	5.25	6.22	2.87	3.35
1172	Lodi	Sonebhadra	1.28	8.83	10.11	9.53	0.59
1173	Basva Nisf	Sonebhadra	0.82	2.11	2.93	2.15	0.78
1174	Dehri	Sonebhadra	0.71	3.61	4.33	3.40	0.93
1175	Kakrahi	Sonebhadra	0.04	2.70	2.74	2.58	0.16
1176	Pashe kala	Sonebhadra	0.22	4.60	4.82	3.69	1.13
1177	Orgaie	Sonebhadra	0.97	3.55	4.53	3.56	0.97
1178	Sehraiya	Sonebhadra	0.08	5.23	5.31	4.41	0.89
1179	Servit	Sonebhadra	1.14	7.46	8.60	6.98	1.62
1180	Pakri	Sonebhadra	0.03	6.11	6.14	4.84	1.30
1181	Sirpalpur	Sonebhadra	0.04	2.71	2.75	2.12	0.64
1182	Jalalpur Sarvan	Sonebhadra	0.65	3.41	4.05	2.66	1.39
1183	Maruha	Sonebhadra	0.43	3.51	3.94	3.35	0.59
1184	Karki	Sonebhadra	0.46	3.37	3.83	3.17	0.66
1185	Khairahi	Sonebhadra	0.41	2.67	3.08	2.36	0.72
1186	Vahera	Sonebhadra	1.96	3.66	5.62	5.27	0.35
1187	Bar	Sonebhadra	0.15	8.83	8.97	8.10	0.88
1188	Petrahi	Sonebhadra	0.39	3.00	3.39	1.83	1.55

1189	Sajor	Sonebhadra	0.14	2.68	2.81	2.62	0.19
1190	Badoli	Sonebhadra	1.09	3.96	5.05	4.37	0.68
1191	Rajpur	Sonebhadra	0.46	5.86	6.32	4.26	2.06
1192	Karma	Sonebhadra	1.92	4.28	6.19	5.52	0.67
1193	Gadaigad	Sonebhadra	1.67	3.41	5.08	4.56	0.52
1194	Ahrora	Sonebhadra	0.55	5.93	6.48	5.51	0.97
1195	Dabauli	Unnao	1.63	5.86	7.49	5.76	1.73
1196	Gadai	Unnao	0.93	4.48	5.41	4.13	1.28
1197	Samaspur	Unnao	1.39	4.02	5.40	3.84	1.56
1198	Tanda satan	Unnao	0.62	2.03	2.64	2.43	0.22
1199	Abaik	Unnao	0.32	2.72	3.04	2.61	0.43
1200	Beheta Muzavar	Unnao	0.51	6.09	6.60	6.38	0.22
1201	Amirpur	Unnao	0.98	2.03	3.01	2.23	0.78
1202	Ruri Sadikpur	Unnao	10.25	10.65	20.89	18.06	2.83
1203	Asasyas	Unnao	0.16	5.72	5.89	5.54	0.34
1204	Rasulpur Ruri	Unnao	1.71	4.10	5.81	4.46	1.36
1205	Jahangirabad	Unnao	0.44	1.74	2.18	2.06	0.12
1206	Mehmdabad	Unnao	2.21	3.74	5.95	3.89	2.06
1207	Shahpur Khurd	Unnao	1.17	1.92	3.10	1.92	1.17
1208	Ahmadabad Mathar	Unnao	1.48	3.32	4.79	2.82	1.98
1209	Baruaghat	Unnao	0.97	3.51	4.48	4.05	0.43
1210	Jajmau Ahatmali	Unnao	0.83	3.47	4.30	2.26	2.04
1211	Jogikot	Unnao	2.57	4.29	6.86	5.35	1.51
1212	Byoli Islamabad	Unnao	3.27	12.18	15.45	13.80	1.65
1213	Madarnagar	Unnao	3.87	4.41	8.27	5.93	2.34
1214	Bhagwantpur	Unnao	1.04	3.42	4.45	2.28	2.17
1215	Asav Nahiddipur	Unnao	0.68	5.30	5.97	5.05	0.92
1216	Sursaini	Unnao	0.90	6.78	7.69	5.49	2.20
1217	Hariywar	Unnao	1.42	3.27	4.69	3.70	0.99
1218	Shadipur	Unnao	5.84	10.35	16.19	9.26	6.93
1219	Kursath	Unnao	0.11	20.35	20.46	12.68	7.78
1220	Dhamiyana	Unnao	2.43	2.95	5.38	3.45	1.93
1221	Balla pur	Unnao	3.22	6.89	10.11	6.32	3.80
1222	Barauki	Unnao	1.24	5.52	6.76	4.89	1.86
1223	Machretha	Unnao	0.14	8.20	8.34	7.56	0.78
1224	Gadaipur	Unnao	0.56	6.42	6.97	6.38	0.59
1225	Barsohia	Unnao	0.90	6.11	7.01	6.13	0.88
1226	Bikhari pur	Unnao	0.65	5.98	6.63	3.79	2.84
1227	Kaithi	Varanasi	2.53	3.58	6.10	4.54	1.56
1228	Abbunagar	Varanasi	0.01	1.03	1.04	0.99	0.05
1229	Chakhrawan	Varanasi	1.61	3.74	5.35	2.96	2.40
1230	Balua	Varanasi	0.65	2.76	3.42	2.04	1.37
1231	Kharawan	Varanasi	1.59	6.82	8.41	6.22	2.19
1232	Kusumura	Varanasi	0.52	3.01	3.53	2.38	1.15
1233	Badagoan	Varanasi	1.03	6.49	7.52	6.49	1.02
1234	Barzi	Varanasi	1.72	4.07	5.78	4.06	1.72
1235	Bahutara	Varanasi	1.53	2.08	3.61	2.83	0.78
1236	Sarawana	Varanasi	2.38	2.13	4.52	4.04	0.48
1237	Lal Mankot	Varanasi	0.49	0.85	1.34	1.17	0.18
1238	Paranapur	Varanasi	0.38	1.97	2.35	1.48	0.87
1239	Chittampur	Varanasi	0.76	4.41	5.17	4.33	0.84
1240	Azab	Varanasi	1.18	1.52	2.70	1.87	0.83

1241	Bartharra Khurd	Varanasi	1.48	3.94	5.42	3.97	1.45
1242	Hadiadeh	Varanasi	1.42	2.88	4.30	2.98	1.32
1243	Bela	Varanasi	0.89	2.34	3.23	2.46	0.77
1244	Azmarra	Varanasi	0.31	7.23	7.54	3.98	3.56
1245	Kathiravn	Varanasi	0.56	12.85	13.40	11.87	1.53
1246	Kudi	Varanasi	2.70	7.59	10.29	7.10	3.20
1247	Dandupur	Varanasi	1.41	5.45	6.85	6.13	0.72
1248	Barhekala	Varanasi	0.11	2.81	2.92	2.88	0.04
1249	Barhe Newada	Varanasi	5.86	7.89	13.75	11.84	1.91
1250	Anie	Varanasi	1.85	7.15	8.99	6.60	2.40
1251	Rasulaha	Varanasi	0.51	3.26	3.77	3.33	0.44
1252	Mahimapur	Varanasi	1.49	1.59	3.08	2.77	0.32
1253	Kaniyar	Varanasi	0.65	7.39	8.04	6.48	1.55
Total			1067.05	4819.07	5886.12	4721.05	1165.07

Appendix- 6
(Reference: Paragraph 1.6; page 10)
Financial position of Zila Panchayats for the year 2005-06

(Rs in lakh)

Sl.No.	Name of Z P	Opening Balance	Receipt	Total	Expenditure	Closing Balance
1	Moradabad	125.01	974.99	1100.00	561.33	538.67
2	Jyoti Ba Phule Nagar	172.05	494.56	666.61	339.97	326.64
3	Meerut	392.27	801.25	1193.52	628.82	564.70
4	Ghaziabad	395.55	739.74	1135.29	454.03	681.26
5	Bulandshahar	535.92	958.75	1494.67	511.85	982.82
6	Saharanpur	260.17	1069.55	1329.72	639.73	689.99
7	Muzaffarnagar	268.48	1134.49	1402.97	759.83	643.14
8	Badaun	613.29	1096.69	1709.98	767.36	942.62
9	Pilibhit	182.04	544.67	726.71	410.80	315.91
10	Aligarh	331.42	874.14	1205.56	700.85	504.71
11	Mahamaya Nagar	56.46	729.63	786.09	379.56	406.53
12	Mathura	295.66	685.06	980.72	551.33	429.39
13	Etah	279.28	878.04	1157.32	394.91	762.41
14	Firozabad	635.40	575.00	1210.40	460.53	749.87
15	Kanpur Nagar	335.72	643.93	979.65	285.35	694.30
16	Kanpur Dehat	78.58	663.69	742.27	358.80	383.47
17	Farrukhabad	215.96	612.03	827.99	350.09	477.90
18	Kannauj	268.28	528.66	796.94	436.57	360.37
19	Etawah	106.59	520.88	627.47	375.04	252.43
20	Auriya	151.65	290.76	442.41	352.48	89.93
21	Jhansi	352.89	601.94	954.83	452.41	502.42
22	Lalitpur	350.47	529.36	879.83	551.67	328.16
23	Jalaun	437.69	609.48	1047.17	427.32	619.85
24	Chitrakoot	344.61	376.16	720.77	191.73	529.04
25	Banda	783.52	610.48	1394.00	304.33	1089.67
26	Mahoba	310.53	291.00	601.53	191.92	409.61
27	Allahabad	1074.03	1893.43	2967.46	980.99	1986.47
28	Pratapgarh	445.12	1296.76	1741.88	1088.32	653.56
29	Mirzapur	439.02	913.31	1352.33	770.67	581.66
30	Sonbhadra	990.62	1367.22	2357.84	963.37	1394.47
31	Hardoi	300.24	1802.55	2102.79	1238.84	863.95
32	Raibareilly	280.70	1535.37	1816.07	1246.83	569.24
33	Sitapur	388.95	1859.52	2248.47	1317.99	930.48
34	Lakhimpur Kheri	603.47	752.92	1356.39	807.26	549.13
35	Unnao	342.14	1418.26	1760.40	1041.36	719.04
36	Lucknow	61.99	619.37	681.36	332.70	348.66
37	Barabanki	820.53	1398.46	2218.99	834.23	1384.76
38	Ambedkar Nagar	553.91	828.40	1382.31	798.03	584.28
39	Gonda	195.58	591.68	787.26	253.22	534.04
40	Basti	396.69	1118.52	1515.21	939.85	575.36
41	Maharajganj	281.37	762.27	1043.64	432.43	611.21
42	Ballia	773.29	894.79	1668.08	720.48	947.60
43	Mau	448.17	608.89	1057.06	481.93	575.13
44	Varanasi	238.95	661.26	900.21	463.72	436.49
45	Chandauli	146.23	664.92	811.15	537.16	273.99
46	Jaunpur	344.56	1685.80	2030.36	1182.10	848.26
47	Ghazipur	498.43	1423.78	1922.21	949.88	972.33
Total		17903.48	41932.41	59835.89	29219.97	30615.92

Appendix- 7
(Reference: Paragraph 1.6; page 10)
Financial position of Kshetra Panchayats for the year 2005-06

(Rs in lakh)

Sl.No.	Name of Kshetra Panchayats	Name of District	Opening Balance	Receipt	Total	Expenditure	Closing Balance
1	Katra Bazar	Gonda	57.96	144.15	202.11	129.48	72.63
2	Rehra Bazar	Balrampur	4.24	52.42	56.66	46.98	9.68
3	Safipur	Unnao	84.84	183.20	268.04	197.20	70.84
4	Bangarmau	Unnao	28.04	133.04	161.08	104.17	56.91
5	Bawan	Hardoi	46.39	63.85	110.24	87.57	22.67
6	Pihani	Hardoi	3.09	81.81	84.90	60.00	24.90
7	Kachauna	Hardoi	40.68	88.44	129.12	71.52	57.60
8	Harpalpur	Hardoi	18.23	62.03	80.26	45.14	35.12
9	Chilakhar	Ballia	93.68	99.88	193.56	135.86	57.70
10	Saidpur	Ghazipur	10.65	96.83	107.48	85.30	22.18
11	Tundla	Firozabad	27.51	71.88	99.39	63.90	35.49
12	Jawa	Aligarh	35.94	89.35	125.29	87.58	37.71
13	Raya	Mathura	25.41	108.81	134.22	129.31	4.91
14	Jasrana	Firozabad	20.53	25.71	46.24	21.57	24.67
15	Khair	Aligarh	25.02	98.41	123.43	99.46	23.97
16	Chhata	Mathura	25.71	71.12	96.83	83.59	13.24
17	Haidergarh	Barabanki	25.24	119.97	145.21	100.44	44.77
18	Anupshahar	Bulandshahr	36.81	71.51	108.32	60.27	48.05
19	Trivediganj	Barabanki	51.68	182.77	234.45	161.20	73.25
20	Dahegavan	Badaun	36.98	68.71	105.69	78.63	27.06
21	Kalyanpur	Kanpur Nagar	3.97	44.97	48.94	31.77	17.17
22	Billhore	Kanpur Nagar	16.25	51.01	67.26	39.83	27.43
23	Ghatmpur	Kanpur Nagar	12.49	65.57	78.06	64.28	13.78
24	Kunda	Pratapgarh	77.98	85.33	163.31	131.48	31.83
25	Lakshmanpur	Pratapgarh	35.08	77.52	112.60	57.09	55.51
26	Soro	Etah	17.81	65.28	83.09	53.62	29.47
27	Kalakankar	Pratapgarh	10.87	79.59	90.46	75.26	15.20
28	Lalganj	Pratapgarh	45.35	63.35	108.70	82.15	26.55
29	Akbarpur	Ambedkar Nagar	45.85	255.65	301.50	236.20	65.30
30	Basti Sadar	Basti	9.19	127.05	136.24	115.42	20.82
31	Hariyan	Basti	12.94	102.83	115.77	82.32	33.45
32	Tanda	Ambedkar Nagar	67.59	98.37	165.96	105.93	60.03
33	Chakar Nagar	Etawah	12.22	45.76	57.98	47.11	10.87
34	VikramJote	Basti	41.24	72.95	114.19	89.75	24.44
35	Jaswant Nagar	Etawah	38.03	90.12	128.15	82.25	45.90
36	Kaptanganj	Basti	11.55	49.33	60.88	42.96	17.92
37	Sashwan	Badaun	26.03	76.06	102.09	93.02	9.07
38	Khurja	Bulandshahar	17.44	106.77	124.21	107.95	16.26
39	Ramnagar	Jaunpur	31.86	91.14	123.00	90.24	32.76
40	Zakhnia	Ghazipur	66.26	97.18	163.44	102.45	60.99
41	Badlapur	Jaunpur	32.91	56.61	89.52	69.06	20.46
42	Manihari	Ghazipur	37.05	92.50	129.55	46.22	83.33
43	Mohmdabad	Ghazipur	34.81	108.58	143.39	98.62	44.77
44	Navanagar	Ballia	101.60	199.54	301.14	226.86	74.28

45	Zamalpur	Mirzapur	28.06	111.88	139.94	80.29	59.65
46	Mazgavan	Bareilly	31.43	63.59	95.02	79.60	15.42
47	Kadar Chowk	Badaun	24.12	59.10	83.22	39.94	43.28
48	Asafpur	Badaun	43.28	116.87	160.15	112.88	47.27
49	Sayana	Bulandshahar	6.04	53.38	59.42	49.48	9.94
50	Arniyan	Bulandshahar	21.97	123.10	145.07	113.84	31.23
51	Kathora	Jalaun	63.36	124.32	187.68	127.19	60.49
52	Maihba	Jalaun	38.81	179.85	218.66	153.77	64.89
53	Rampur	Saharanpur	12.24	46.47	58.71	54.47	4.24
54	Nakud	Saharanpur	21.66	74.18	95.84	79.29	16.55
55	Ballia Khedi	Saharanpur	32.33	89.32	121.65	101.16	20.49
56	Devband	Saharanpur	43.57	62.46	106.03	99.79	6.24
57	Mawana	Meerut	4.98	57.52	62.50	55.24	7.26
58	Deorala	Meerut	6.34	59.83	66.17	60.06	6.11
59	Deen Shah	Raibareilly	54.44	64.19	118.63	71.36	47.27
60	Sataon	Raibareilly	22.62	139.97	162.59	116.10	46.49
61	Pawansa	Moradabad	20.65	83.26	103.91	77.03	26.88
62	Sambhal	Moradabad	10.32	96.41	106.73	96.43	10.30
63	Miyanganj	Unnao	50.16	186.95	237.11	178.19	58.92
64	Auras	Unnao	51.78	137.92	189.70	115.32	74.38
65	Malwan	Fatehpur	8.40	101.64	110.04	85.19	24.85
66	Bahua	Fatehpur	29.42	80.98	110.40	86.04	24.36
67	Haswan	Fatehpur	17.62	115.27	132.89	97.02	35.87
68	Banki	Barabanki	43.97	147.99	191.96	135.95	56.01
69	Masauda	Faizabad	26.55	97.68	124.23	76.61	47.62
70	Purabajar	Faizabad	15.76	79.68	95.44	87.19	8.25
71	Mayabajar	Faizabad	30.72	87.27	117.99	67.23	50.76
72	Jahangir Ganj	Ambedkar Nagar	24.06	82.03	106.09	63.84	42.25
73	Baskhari	Ambedkar Nagar	51.95	54.68	106.63	73.12	33.51
74	Gangeswari	Jyoti Ba Phule Nagar	14.61	53.06	67.67	36.91	30.76
75	Dankaur	Gautam Budh Nagar	31.64	67.79	99.43	86.05	13.38
76	Gulawati	Bulandshahar	22.22	57.39	79.61	62.81	16.80
77	Kannauj	Kannauj	26.98	85.20	112.18	90.39	21.79
78	Talgram	Kannauj	9.76	74.46	84.22	50.03	34.19
79	Amapur	Etah	20.52	63.55	84.07	64.45	19.62
80	Narkhi	Firozabad	59.27	57.64	116.91	80.41	36.50
81	Madanpur	Firozabad	51.04	55.38	106.42	61.11	45.31
82	Rajgarh	Mirzapur	120.94	213.69	334.63	164.53	170.10
83	RobertsGanj	Sonbhadra	37.99	185.21	223.20	144.70	78.50
84	Harhua	Varanasi	19.74	142.84	162.58	124.99	37.59
85	Arajee Lines	Varanasi	44.63	80.09	124.72	92.13	32.59
86	NandGaon	Mathura	12.34	50.14	62.48	47.34	15.14
87	Sohawal	Faizabad	70.86	177.17	248.03	168.57	79.46
88	Miaon	Ambedkar Nagar	20.85	83.29	104.14	66.86	37.28
89	Jalalpur	Ambedkar Nagar	83.24	127.10	210.34	132.78	77.56
90	Khairagarh	Agra	18.67	53.60	72.27	48.87	23.40
91	Tappal	Aligarh	3.82	70.81	74.63	56.10	18.53
92	Chandaus	Aligarh	18.78	64.95	83.73	59.31	24.42
93	Saurikh	Kannauj	29.31	83.64	112.95	80.26	32.69
94	Haseran	Kannauj	14.10	43.77	57.87	42.42	15.45
95	Rajepur	Farrukhabad	40.23	59.10	99.33	28.62	70.71
96	Ghorawal	Sonbhadra	82.82	264.22	347.04	268.26	78.78

97	Kashi Vidyap.	Varanasi	12.49	132.78	145.27	122.64	22.63
98	Pindra	Varanasi	12.15	88.37	100.52	69.68	30.84
99	Baldeb	Mathura	30.96	82.26	113.22	94.90	18.32
100	Hastanapur	Meerut	12.01	49.30	61.31	38.29	23.02
101	Sardhana	Meerut	1.39	51.18	52.57	47.30	5.27
102	Rohaniya	Raibareilly	31.92	59.82	91.74	57.48	34.26
103	Rahi	Raibareilly	30.66	197.61	228.27	174.92	53.35
104	Badrao	Mau	34.77	71.62	106.39	74.99	31.40
105	Kopaganj	Mau	54.09	91.82	145.91	108.62	37.29
106	Bichpuri	Agra	19.29	42.64	61.93	59.48	2.45
107	Wah	Agra	14.02	56.38	70.40	56.43	13.97
108	Rudouli	Barabanki	49.03	178.50	227.53	172.80	54.73
109	Moradabad	Moradabad	4.45	49.15	53.60	34.10	19.50
110	Mavai	Barabanki	25.64	109.05	134.69	85.75	48.94
111	Chaljait	Moradabad	9.68	82.07	91.75	81.89	9.86
112	Deva	Barabanki	33.29	157.85	191.14	98.77	92.37
113	Chitrakut Dham	Chitrakoot	75.31	103.78	179.09	101.20	77.89
114	Mohanlal Ganj	Lucknow	72.71	317.60	390.31	339.13	51.18
115	Sarajini Nagar	Lucknow	99.21	118.33	217.54	143.80	73.74
116	Siroli Gauspur	Barabanki	59.69	104.08	163.77	117.54	46.23
117	Harakh	Barabanki	21.87	145.33	167.20	101.19	66.01
118	Bisanda	Banda	19.86	73.61	93.47	50.36	43.11
119	Pahadi	Chitrakoot	69.61	83.69	153.30	74.96	78.34
120	Manikpur	Chitrakoot	75.53	65.30	140.83	122.47	18.36
121	Sarsaul	Kanpur	10.96	55.13	66.09	47.56	18.53
122	Bilgram	Hardoi	26.58	90.44	117.02	63.56	53.46
123	Sader	Mahranganj	50.40	85.78	136.18	106.59	29.59
124	Todarapur	Hardoi	62.99	115.52	178.51	109.16	69.35
125	Safai	Etawah	28.87	112.49	141.36	124.11	17.25
126	Bhathana	Etawah	24.37	146.05	170.42	157.31	13.11
127	Ganj Muradabad	Unnao	33.09	164.18	197.27	150.26	47.01
128	Nawabganj	Unnao	85.84	85.41	171.25	123.82	47.43
129	Mankapur	Gonda	50.29	89.16	139.45	111.88	27.57
130	Utraula	Balarampur	19.43	53.05	72.48	32.01	40.47
Total			4458.42	12618.16	17076.58	12167.48	4909.10

Appendix-8
(Reference: Paragraph 1.6 page 10)
Financial Position of Gram Panchayats for the year 2005-06

(Rs in lakh)

Sl.No.	Name of Gram Panchayat	Name of District	Opening Balance	Receipt	Total	Expenditure	Closing Balance
1	Manaina	Aligarh	0.79	4.06	4.85	3.67	1.19
2	Fusawali	Aligarh	0.92	4.02	4.95	4.22	0.73
3	Satrapur	Aligarh	0.35	2.00	2.35	1.83	0.51
4	Sikhrana	Aligarh	1.04	3.76	4.80	3.77	1.02
5	Khadiya Talukat	Aligarh	1.10	0.86	1.97	1.91	0.06
6	Lohgarh	Aligarh	0.66	5.31	5.97	4.93	1.04
7	Madhupur	Aligarh	0.07	1.16	1.23	0.51	0.72
8	Kunwarpur	Aligarh	0.34	1.53	1.87	1.67	0.20
9	Nathpur	Aligarh	0.61	0.66	1.27	1.16	0.11
10	Khanpur Kitholi	Aligarh	0.27	1.74	2.01	1.98	0.03
11	Razat Osaiupur	Aligarh	0.89	0.55	1.44	1.29	0.15
12	Kirthala	Aligarh	0.19	0.43	0.62	0.54	0.08
13	Raiser	Aligarh	0.18	4.36	4.55	2.11	2.43
14	Fatehgarhi	Aligarh	0.63	4.47	5.10	3.99	1.11
15	Aahrola	Aligarh	0.49	5.23	5.72	4.73	0.99
16	Sajna	Aligarh	0.37	2.21	2.58	2.01	0.56
17	Kherasachu	Aligarh	0.33	2.75	3.08	1.60	1.48
18	Chomuha	Aligarh	0.45	2.11	2.56	1.61	0.94
19	Naila	Aligarh	0.17	1.94	2.11	1.67	0.44
20	Aimabad Mahua	Aligarh	0.07	3.34	3.41	1.89	1.52
21	Changeri	Aligarh	0.32	3.77	4.10	3.54	0.56
22	Imlani	Aligarh	0.21	2.65	2.86	2.06	0.80
23	Gurusikran	Aligarh	1.53	4.05	5.59	2.38	3.21
24	Bhojpur	Aligarh	0.83	7.39	8.22	5.50	2.72
25	Rapat	Aligarh	1.29	3.04	4.33	3.32	1.02
26	Birampur	Aligarh	0.54	2.33	2.87	2.36	0.51
27	Korhkrustampur	Aligarh	0.81	1.95	2.76	2.23	0.53
28	Malasalu	Aligarh	0.16	2.79	2.96	2.40	0.55
29	Sujapur	Aligarh	1.41	2.11	3.52	2.67	0.86
30	Palachand	Aligarh	1.86	1.19	3.06	0.70	2.36
31	Babhni	Aligarh	0.50	2.11	2.61	2.16	0.45
32	Chiti	Aligarh	0.66	1.12	1.78	1.53	0.25
33	Meerpur Dohda	Aligarh	1.99	4.06	6.05	4.20	1.85
34	Mada Habibpur	Aligarh	1.23	2.10	3.34	2.27	1.07
35	Deewa Hamidpur	Aligarh	1.31	1.78	3.09	2.60	0.49
36	Mehgora	Aligarh	1.22	5.49	6.71	4.91	1.80
37	Bheemgari	Aligarh	0.02	3.08	3.10	2.26	0.84
38	Bazidpur	Aligarh	0.28	1.63	1.91	1.25	0.66
39	Damkauli	Aligarh	0.08	2.70	2.78	1.79	0.98
40	Jaroihi	Aligarh	0.06	2.18	2.24	1.22	1.02
41	Nagaola	Aligarh	1.95	3.13	5.08	2.70	2.38
42	Kithara	Aligarh	0.53	1.88	2.42	1.98	0.44
43	Daupur	Aligarh	0.19	2.03	2.22	1.40	0.82
44	Malikpura	Aligarh	0.38	2.35	2.73	2.28	0.45
45	Soogara	Aligarh	0.27	3.25	3.52	2.77	0.75

46	Gavri	Aligarh	0.25	2.27	2.52	2.12	0.40
47	Barrili	Aligarh	1.71	8.04	9.76	8.58	1.17
48	Khurdkhera	Aligarh	0.29	1.09	1.38	0.79	0.58
49	Rampur Delhi	Aligarh	0.37	1.74	2.11	1.80	0.31
50	Tattargarhi	Aligarh	0.09	0.72	0.81	0.40	0.42
51	Lehroi	Aligarh	0.35	1.93	2.28	1.34	0.94
52	Pokargadhi	Aligarh	0.01	1.09	1.10	0.66	0.43
53	Kartali vaish	Aligarh	0.38	1.99	2.37	1.63	0.74
54	Pohina	Aligarh	0.08	1.07	1.15	0.50	0.65
55	Gokulpur Piplod	Aligarh	0.29	2.66	2.95	2.21	0.74
56	Daudpur Kota	Aligarh	0.19	2.30	2.49	2.17	0.33
57	Ladhoa	Aligarh	0.10	4.05	4.15	3.81	0.34
58	Suhawali	Aligarh	0.22	3.00	3.22	2.38	0.84
59	Bistoli	Aligarh	0.41	2.91	3.32	1.38	1.93
60	Sahagarh	Aligarh	2.37	8.34	10.71	8.09	2.62
61	Kutubpur Amarpur	Aligarh	0.51	3.38	3.89	2.49	1.40
62	Khitkari	Aligarh	0.92	3.03	3.96	3.36	0.60
63	Bhatola	Aligarh	1.23	2.73	3.97	2.89	1.08
64	Shajahanpur	Aligarh	0.92	2.57	3.49	2.88	0.61
65	Behrampur	Aligarh	0.55	4.92	5.47	3.19	2.28
66	Jalupur Singhor	Aligarh	0.97	9.00	9.96	9.53	0.43
67	Rohina Singhpur	Aligarh	0.66	4.84	5.50	4.57	0.93
68	Bahona Kotra	Aligarh	0.37	4.96	5.33	5.15	0.18
69	Dutta Cholikhurd	Aligarh	1.44	3.45	4.89	4.08	0.82
70	Khriiri Mastipur	Aligarh	0.45	2.74	3.19	2.01	1.18
71	Haiwatpur Kotra	Aligarh	0.48	0.52	1.00	0.70	0.30
72	Pithola Mahmud P.	Aligarh	0.20	1.76	1.96	1.41	0.55
73	Sumerpur	Aligarh	0.29	1.04	1.33	0.82	0.51
74	Sunnana	Aligarh	1.35	2.60	3.95	3.29	0.66
75	Sikandarpur Kota	Aligarh	0.47	2.68	3.15	2.14	1.01
76	Pothi	Aligarh	1.41	2.12	3.53	2.78	0.74
77	Kota Khas	Aligarh	0.34	1.63	1.97	1.07	0.90
78	Samastpur kota	Aligarh	0.48	1.18	1.66	1.15	0.52
79	Bhogpur	Aligarh	0.23	2.25	2.48	2.01	0.47
80	Aarni	Aligarh	3.18	2.78	5.96	4.79	1.17
81	Usram	Aligarh	0.91	4.66	5.57	4.38	1.19
82	Sabhapur	Aligarh	0.22	1.86	2.08	1.17	0.91
83	Aidalpur	Aligarh	0.27	3.72	3.99	3.13	0.85
84	Sekhpur Satkana	Aligarh	0.64	2.09	2.74	2.06	0.68
85	Siddholi khurd	Aligarh	0.32	4.57	4.89	4.20	0.69
86	Dudhma	Aligarh	0.13	5.08	5.21	5.12	0.09
87	Ganeshpur T.Nah	Aligarh	0.31	1.26	1.57	1.44	0.13
88	Pipli	Aligarh	0.10	1.35	1.45	1.03	0.42
89	Maupur Maupur	Aligarh	0.11	0.73	0.84	0.73	0.11
90	Vyawali	Aligarh	0.23	1.44	1.67	1.21	0.46
91	Mudiya Rampur	Aligarh	0.59	2.10	2.69	1.17	1.52
92	Hasanpur	Aligarh	3.72	0.10	3.83	2.48	1.34
93	Puronie Islampur	Aligarh	0.06	5.65	5.71	4.58	1.13
94	Onri	Aligarh	0.75	0.54	1.29	1.19	0.10
95	M.Badhera	Aligarh	0.93	1.02	1.96	0.84	1.12
96	Harvans pur	Aligarh	0.10	0.46	0.56	0.50	0.06
97	Ganeshpur G.pur	Aligarh	0.42	0.83	1.25	1.19	0.06

98	Bhojpur	Aligarh	1.43	1.46	2.89	2.68	0.21
99	Nahal	Aligarh	0.31	4.63	4.94	2.48	2.46
100	Kharesa	Aligarh	0.63	2.36	2.99	2.72	0.27
101	Mutthail	Aligarh	0.16	2.35	2.51	2.13	0.38
102	Allhadadpur	Aligarh	0.12	2.25	2.37	1.98	0.38
103	Zahidpur Dhansoli	Aligarh	0.10	0.94	1.04	0.84	0.19
104	Khera	Aligarh	1.56	5.41	6.98	4.69	2.28
105	Sofa	Aligarh	1.08	2.04	3.12	2.87	0.25
106	Narayanpur	Aligarh	0.10	2.15	2.24	1.42	0.82
107	Mohsanpur	Aligarh	1.88	1.32	3.20	1.92	1.28
108	Rajpur	Aligarh	1.46	8.96	10.42	5.98	4.44
109	Sujanpur	Aligarh	0.64	4.74	5.39	3.81	1.58
110	Shivala	Aligarh	2.09	5.85	7.94	5.15	2.80
111	Dhumra	Aligarh	1.73	1.57	3.30	2.47	0.83
112	Madanpur	Aligarh	0.43	2.74	3.17	1.78	1.39
113	Rampur	Aligarh	1.51	4.78	6.29	3.16	3.13
114	Jatpura	Aligarh	0.58	4.25	4.84	1.54	3.30
115	Berhati	Aligarh	0.05	2.57	2.62	1.68	0.94
116	Vaikhurd	Aligarh	1.22	1.55	2.77	2.50	0.27
117	Dorai	Aligarh	0.09	3.04	3.13	2.77	0.36
118	Galivpur	Aligarh	0.12	1.56	1.68	1.48	0.20
119	Bahadurpur	Aligarh	0.34	0.96	1.30	1.11	0.19
120	Bhaonia	Aligarh	0.36	1.43	1.80	0.98	0.82
121	Barauli	Aligarh	1.02	3.61	4.63	3.81	0.82
122	Charra Rafaitpur	Aligarh	3.15	2.80	5.95	2.01	3.94
123	Habibpur	Aligarh	0.09	1.62	1.71	1.45	0.27
124	Salgavan	Aligarh	0.56	0.73	1.29	0.91	0.38
125	Nausha	Aligarh	0.16	2.40	2.56	2.02	0.54
126	Saunot Gokulpur	Aligarh	0.13	3.54	3.67	3.15	0.52
127	Bhakri Ahivasi	Aligarh	0.73	4.73	5.46	4.24	1.22
128	Rampur dalpatpur	Aligarh	0.26	0.97	1.23	1.16	0.07
129	Jiroli dhoomsingh	Aligarh	0.49	4.48	4.98	4.68	0.30
130	Gijrauli	Aligarh	0.11	5.46	5.57	4.78	0.79
131	Jamanpur	Aligarh	0.46	0.74	1.20	0.93	0.26
132	Nagla darji	Aligarh	0.25	0.57	0.82	0.75	0.07
133	Kheria rafatpur	Aligarh	0.29	0.59	0.88	0.75	0.12
134	S.pur Allharpur	Ambedkar Nagar	0.32	7.24	7.56	2.75	4.81
135	Katria Yakubpur	Ambedkar Nagar	1.01	2.71	3.72	2.23	1.49
136	Mohiuddienpur	Ambedkar Nagar	0.40	8.15	8.55	4.21	4.34
137	Sihmau Bholnapur	Ambedkar Nagar	0.76	7.99	8.75	2.67	6.09
138	Karaundi	Ambedkar Nagar	1.70	2.13	3.83	3.24	0.59
139	Asanabad	Ambedkar Nagar	0.65	2.55	3.20	1.98	1.22
140	Kishunpur	Ambedkar Nagar	0.63	3.50	4.13	3.25	0.89
141	Jigna	Ambedkar Nagar	1.22	2.84	4.06	2.64	1.42
142	Rasulpur	Ambedkar Nagar	1.19	3.69	4.88	4.33	0.55
143	Siswa	Ambedkar Nagar	0.58	1.58	2.15	1.41	0.75
144	Jogapur	Ambedkar Nagar	0.64	2.07	2.71	1.60	1.11
145	Kanakpatti	Ambedkar Nagar	0.38	1.63	2.01	1.14	0.87
146	Chodhapass	Ambedkar Nagar	0.87	4.56	5.44	2.91	2.53
147	Dehemayav	Ambedkar Nagar	0.49	3.04	3.52	2.19	1.34
148	Chilbenia	Ambedkar Nagar	1.35	7.59	8.94	6.16	2.78
149	Mansurpur	Ambedkar Nagar	0.43	1.94	2.37	1.31	1.06

150	Mathia	Ambedkar Nagar	0.14	2.02	2.16	0.55	1.62
151	Kuda Mohd.pur	Ambedkar Nagar	0.24	5.91	6.16	4.18	1.97
152	Ballipur	Ambedkar Nagar	0.66	1.35	2.01	1.52	0.49
153	Asuvapar Mohrai	Ambedkar Nagar	0.54	4.48	5.03	4.55	0.47
154	Sultanpur Tulsipur	Ambedkar Nagar	0.29	1.08	1.36	0.45	0.91
155	Daudpur	Ambedkar Nagar	0.01	3.53	3.54	2.73	0.81
156	Khanpur S.Salempur	Ambedkar Nagar	1.01	3.57	4.58	2.36	2.22
157	Raknuddin pur	Ambedkar Nagar	1.23	1.54	2.78	1.74	1.04
158	Rampur Jaisingh	Ambedkar Nagar	0.62	1.55	2.17	1.82	0.35
159	Vishrampur	Ambedkar Nagar	0.49	1.70	2.18	1.17	1.01
160	Behua Briyapur	Ambedkar Nagar	3.69	1.37	5.06	4.37	0.70
161	Gora Gujar	Ambedkar Nagar	0.32	3.15	3.48	3.00	0.48
162	Blya Jagdishpur	Ambedkar Nagar	2.31	6.66	8.97	5.45	3.52
163	Piyare pur	Ambedkar Nagar	0.61	3.37	3.98	3.63	0.35
164	Duhia	Ambedkar Nagar	1.10	6.23	7.33	5.59	1.74
165	Alampur	Ambedkar Nagar	0.73	4.63	5.36	4.19	1.17
166	Chandanpur	Ambedkar Nagar	0.60	5.55	6.15	4.70	1.45
167	Porpur	Ambedkar Nagar	3.02	5.92	8.94	7.73	1.20
168	Rampur Chaddeha	Ambedkar Nagar	0.75	2.05	2.81	1.81	0.99
169	Sahapur	Ambedkar Nagar	0.24	1.98	2.22	1.43	0.79
170	Maheshpur Naimpur	Ambedkar Nagar	0.47	2.88	3.35	2.40	0.94
171	Saihed	Ambedkar Nagar	0.34	8.30	8.64	3.38	5.25
172	Mehmodpur	Ambedkar Nagar	0.08	0.96	1.04	0.78	0.26
173	Dhrampur	Ambedkar Nagar	1.13	6.50	7.63	4.67	2.97
174	Katriya	Ambedkar Nagar	0.65	5.25	5.91	2.86	3.05
175	Kathrahi	Ambedkar Nagar	0.61	3.97	4.59	2.79	1.80
176	Duthaie	Ambedkar Nagar	1.26	3.18	4.44	3.41	1.04
177	Karodie Mishra	Ambedkar Nagar	0.21	1.33	1.54	0.83	0.71
178	Etori Bujurg	Ambedkar Nagar	0.21	0.64	0.86	0.38	0.48
179	Deoria Pandit	Ambedkar Nagar	0.30	0.73	1.04	0.45	0.59
180	Barhi Aidelpur	Ambedkar Nagar	0.28	1.75	2.03	1.44	0.59
181	Muzahidpur	Ambedkar Nagar	1.83	6.09	7.92	5.17	2.75
182	Motigar pur	Ambedkar Nagar	1.26	2.99	4.25	0.85	3.39
183	Zamin surajpur	Ambedkar Nagar	0.37	2.38	2.75	1.70	1.06
184	Dhaka	Ambedkar Nagar	1.78	14.85	16.63	12.57	4.06
185	Shivpal	Ambedkar Nagar	2.32	2.06	4.38	3.34	1.04
186	Makhdumpur	Ambedkar Nagar	0.08	1.51	1.58	1.12	0.47
187	Brahimpur	Ambedkar Nagar	0.29	2.64	2.93	2.10	0.83
188	Sakra Yusufpur	Ambedkar Nagar	1.41	8.11	9.52	6.14	3.38
189	Sultanpur Goeia	Ambedkar Nagar	0.41	4.06	4.46	2.91	1.55
190	Songavn	Ambedkar Nagar	0.35	4.72	5.07	3.98	1.09
191	Pratappur kala	Ambedkar Nagar	0.72	2.73	3.45	2.18	1.27
192	Savargah	Ambedkar Nagar	0.01	1.64	1.66	1.42	0.24
193	Dodo Aidelpur	Ambedkar Nagar	0.37	1.88	2.26	0.98	1.28
194	Padriya Fauladpur	Ambedkar Nagar	1.47	5.81	7.28	5.64	1.64
195	Daulatpur Hajlapati	Ambedkar Nagar	0.87	2.39	3.26	1.99	1.27
196	Ummarapur Meena	Ambedkar Nagar	0.29	10.25	10.55	5.09	5.46
197	Bibipur	Ambedkar Nagar	0.90	3.57	4.46	3.31	1.16
198	Lakhanpur	Ambedkar Nagar	0.58	1.40	1.98	1.06	0.92
199	Mundhera	Ambedkar Nagar	0.31	2.73	3.04	2.00	1.04
200	Bandipur	Ambedkar Nagar	0.01	2.54	2.55	1.93	0.62
201	Mirzapur	Ambedkar Nagar	0.56	5.76	6.32	3.65	2.67

202	Makoia	Ambedkar Nagar	0.89	1.58	2.47	1.59	0.88
203	Maheshpur nempur	Ambedkar Nagar	0.47	2.88	3.35	2.40	0.94
204	Saiheni	Ambedkar Nagar	0.34	8.30	8.64	3.38	5.25
205	Mehmadpur	Ambedkar Nagar	0.08	0.96	1.05	0.78	0.26
206	Ekiella	Ambedkar Nagar	4.93	2.93	7.87	3.84	4.03
207	Jagdishpur	Ambedkar Nagar	0.31	1.35	1.66	0.74	0.92
208	Tilkanda	Ambedkar Nagar	0.45	4.60	5.06	3.31	1.74
209	Akthara Narayanpur	Ambedkar Nagar	0.57	8.41	8.98	4.01	4.97
210	Udhranpur	Ambedkar Nagar	0.85	6.18	7.03	4.71	2.32
211	Masada Mohanpur	Ambedkar Nagar	1.20	5.94	7.14	3.84	3.30
212	Kakrapar	Ambedkar Nagar	0.23	1.23	1.45	0.42	1.04
213	Narkata Baraigipur	Ambedkar Nagar	0.28	4.00	4.28	3.39	0.90
214	Faridpur Shaifian	Ambedkar Nagar	0.97	1.67	2.64	1.33	1.31
215	Baribujurg	Ambedkar Nagar	1.81	10.54	12.35	8.82	3.53
216	Bishunpur Bardaha	Ambedkar Nagar	0.55	2.55	3.10	1.64	1.46
217	Bechanpur	Ambedkar Nagar	0.28	1.33	1.60	0.77	0.84
218	Hardiha jalal	Ambedkar Nagar	0.27	1.56	1.83	0.67	1.16
219	Kharubav	Ambedkar Nagar	0.19	0.95	1.14	0.76	0.38
220	Deoria lala	Ambedkar Nagar	0.27	0.57	0.84	0.65	0.19
221	Mareipur	Ambedkar Nagar	0.63	5.62	6.25	3.58	2.67
222	Ismailpur	Ambedkar Nagar	0.50	3.92	4.41	3.01	1.40
223	Ghorhara	Ambedkar Nagar	0.39	6.24	6.63	3.98	2.65
224	Narayanpur	Ambedkar Nagar	0.50	7.73	8.22	6.22	2.00
225	Tulsipur	Ambedkar Nagar	0.20	3.34	3.54	2.24	1.30
226	Avsanpur	Ambedkar Nagar	3.73	3.83	7.56	5.45	2.11
227	Devkali	Azamgarh	1.64	1.45	3.09	2.30	0.79
228	Bhopalpur	Azamgarh	0.37	0.72	1.09	0.00	1.09
229	Gopalpur	Azamgarh	0.66	2.24	2.90	2.32	0.59
230	Mahki Sherpur	Azamgarh	0.37	0.43	0.80	0.54	0.26
231	Araji Mallahapurva	Azamgarh	0.21	1.54	1.75	1.16	0.59
232	Harakpura Khas	Azamgarh	1.46	0.72	2.17	1.07	1.10
233	Chandpur Behra	Azamgarh	0.47	1.43	1.90	1.29	0.61
234	Kanjhari	Azamgarh	0.01	1.97	1.98	0.84	1.14
235	Ghatia	Azamgarh	0.54	1.58	2.13	1.70	0.43
236	Kharakpur	Azamgarh	0.57	1.57	2.14	1.37	0.77
237	Sirra	Azamgarh	0.04	2.97	3.01	2.56	0.46
238	Ammari	Azamgarh	1.27	0.98	2.25	2.17	0.08
239	Motipur	Azamgarh	0.72	0.50	1.22	0.21	1.01
240	Badhardih	Azamgarh	0.14	0.72	0.86	0.66	0.20
241	Gorakhpur	Azamgarh	0.27	0.99	1.26	0.73	0.54
242	Paikaili	Azamgarh	0.19	1.72	1.91	0.40	1.51
243	Aaraji Hatiyagarh	Azamgarh	0.23	0.62	0.85	0.25	0.60
244	Chandpur	Azamgarh	0.25	2.23	2.48	1.04	1.44
245	Karnaihua	Azamgarh	1.08	2.84	3.92	0.69	3.24
246	Deoria	Azamgarh	0.42	4.50	4.93	3.45	1.47
247	Fulaich	Azamgarh	0.51	2.21	2.72	0.61	2.12
248	Ummarpur	Azamgarh	0.30	1.27	1.57	0.78	0.80
249	Eittora Dayal	Azamgarh	0.89	1.67	2.56	0.55	2.02
250	Devra Harakhpur	Azamgarh	0.82	6.16	6.98	5.95	1.03
251	Chaknapar	Azamgarh	0.62	0.63	1.26	0.77	0.48
252	Badiyachak	Azamgarh	0.17	0.80	0.97	0.66	0.31
253	Mudilpur	Azamgarh	0.31	2.92	3.23	1.49	1.74

254	Debra Churachara	Azamgarh	0.35	0.14	0.49	0.33	0.16
255	Kudhe	Azamgarh	0.67	1.46	2.13	0.96	1.17
256	Nagva Maido	Azamgarh	0.36	3.33	3.69	2.94	0.75
257	Madraipur	Azamgarh	0.44	0.61	1.05	0.73	0.33
258	Ram Garh	Azamgarh	0.51	0.92	1.43	0.54	0.89
259	Pratappur	Azamgarh	2.55	2.99	5.54	2.95	2.59
260	Sisva	Azamgarh	0.47	2.30	2.78	1.15	1.63
261	Sardaha	Azamgarh	0.18	0.58	0.76	0.63	0.13
262	Dekra Jadid	Azamgarh	0.17	3.55	3.73	1.20	2.53
263	Mahaji Devagajdid	Azamgarh	0.30	0.82	1.13	0.14	0.99
264	Araji Amani	Azamgarh	0.66	2.37	3.03	2.70	0.33
265	Godapur	Azamgarh	0.33	0.79	1.12	0.85	0.27
266	Bacchuapar	Azamgarh	0.38	1.26	1.64	0.50	1.14
267	Khiridiha	Azamgarh	0.70	2.80	3.50	2.31	1.19
268	Mahrupur	Azamgarh	0.50	1.25	1.75	1.72	0.04
269	Aksanpur	Azamgarh	0.24	0.57	0.81	0.73	0.08
270	Vhilampur	Azamgarh	0.17	0.59	0.76	0.68	0.08
271	Saidpur	Azamgarh	0.41	2.37	2.78	2.34	0.44
272	Maudiya	Azamgarh	5.77	2.08	7.84	7.75	0.09
273	Dhinapur	Azamgarh	1.07	3.25	4.32	4.25	0.07
274	Guretha	Azamgarh	1.12	2.00	3.12	1.79	1.32
275	Behbalpur	Badaun	0.11	1.59	1.71	0.74	0.97
276	Mudkhitara	Badaun	0.10	1.00	1.10	0.80	0.30
277	Rafpura Bansra	Badaun	0.58	1.31	1.89	1.45	0.44
278	Bhagatpur	Badaun	0.08	1.03	1.11	0.42	0.69
279	Athgauana	Badaun	0.83	1.17	2.00	1.23	0.77
280	Saadpur	Badaun	0.03	1.00	1.03	0.66	0.37
281	Amarpur	Badaun	0.08	1.19	1.27	0.85	0.42
282	Bairpur Manpur	Badaun	0.02	1.11	1.13	0.75	0.38
283	MirzapurMausampur	Badaun	0.97	1.44	2.41	1.10	1.31
284	Badholi Sagarpur	Badaun	1.48	1.49	2.97	1.25	1.72
285	Balakishanpur	Badaun	0.39	1.86	2.25	1.98	0.27
286	Khirkawari Manpur	Badaun	0.30	1.41	1.70	1.35	0.35
287	Khitora Kundan	Badaun	0.20	1.34	1.54	1.25	0.29
288	Rasulpur bela	Badaun	0.24	1.48	1.72	1.55	0.17
289	Khitora Bhagwant	Badaun	0.06	2.49	2.55	1.91	0.64
290	Mahanagar	Badaun	0.25	1.85	2.10	0.98	1.12
291	Ahmadnagar	Badaun	0.29	1.64	1.93	0.13	1.80
292	Mehloli	Badaun	0.11	1.72	1.83	1.06	0.77
293	Chattiskala	Badaun	1.11	0.91	2.01	1.16	0.85
294	Hindora	Badaun	0.16	1.44	1.60	1.06	0.54
295	Nadha	Badaun	0.56	2.71	3.27	1.93	1.33
296	Kubtika Sarai	Badaun	0.42	0.76	1.18	1.01	0.17
297	Usmanpur	Badaun	0.20	1.65	1.85	1.19	0.66
298	Rasulpur Tappa	Badaun	0.13	1.38	1.51	0.88	0.62
299	Rasulpur Kala	Badaun	0.24	4.35	4.59	1.74	2.85
300	Zarif pur	Badaun	0.14	3.92	4.05	2.27	1.78
301	Dhela	Badaun	0.57	1.28	1.85	1.51	0.34
302	Dehgavan	Badaun	0.33	6.00	6.33	4.55	1.78
303	Mohd.pur Kudai	Badaun	0.14	2.11	2.25	1.29	0.96
304	Koda	Badaun	0.62	1.90	2.53	1.75	0.78
305	Alldahapur Dhovie	Badaun	0.38	1.08	1.45	0.90	0.55

306	Vazidpur	Badaun	0.13	1.06	1.20	0.88	0.32
307	Kyawali	Badaun	0.03	0.78	0.81	0.72	0.09
308	Rampura Tappa	Badaun	0.27	0.53	0.80	0.67	0.14
309	Pattar Choha	Badaun	0.13	0.77	0.90	0.78	0.12
310	Taraicha	Badaun	0.83	0.30	1.14	1.02	0.11
311	Sultanpur Tappa	Badaun	0.18	0.79	0.98	0.85	0.13
312	Sarain Sanwal	Badaun	0.87	0.99	1.86	1.43	0.43
313	Tigra	Badaun	0.21	1.48	1.70	0.96	0.74
314	Mudsan	Badaun	0.09	1.33	1.43	1.19	0.24
315	Hasanpur Lodha	Badaun	0.01	1.09	1.10	1.03	0.07
316	Samaspur Ballu	Badaun	0.14	0.62	0.75	0.60	0.15
317	Katiya Bhawanti	Badaun	0.03	1.17	1.20	0.84	0.36
318	Rasula	Badaun	0.17	0.86	1.02	0.76	0.26
319	Khandak	Badaun	0.16	1.05	1.21	0.89	0.33
320	Kolhai	Badaun	0.50	3.36	3.86	1.98	1.88
321	Dariyapur	Badaun	0.03	2.63	2.66	2.08	0.57
322	Zahidpur Alam	Badaun	0.07	0.98	1.05	0.38	0.67
323	Aanandi pur	Badaun	0.22	0.79	1.02	0.76	0.25
324	Mewali	Badaun	0.34	3.51	3.86	3.34	0.51
325	Iekara Pukhta	Badaun	0.20	1.43	1.63	0.85	0.78
326	Nagla Baran	Badaun	0.42	1.80	2.22	1.32	0.89
327	Sitholia Pukhta	Badaun	0.02	1.15	1.17	0.56	0.61
328	Hardutt pur	Badaun	0.48	1.62	2.10	1.15	0.95
329	Aurangabad	Badaun	0.49	1.44	1.93	0.22	1.71
330	Zarifpur Gharia	Badaun	0.49	1.86	2.35	1.32	1.03
331	Ghuranpur	Badaun	0.11	0.98	1.09	0.54	0.55
332	Naithua	Badaun	0.42	1.67	2.09	0.64	1.45
333	Lehra Asdullapur	Badaun	0.40	1.20	1.60	0.94	0.66
334	Rafinagar	Badaun	0.29	0.67	0.96	0.70	0.26
335	Reyonei Kundan	Badaun	0.39	0.81	1.20	0.79	0.41
336	Radnol Azizpur	Badaun	0.13	1.44	1.57	0.27	1.30
337	Dehgavan	Badaun	0.06	0.81	0.87	0.65	0.23
338	Sarai mudiya	Badaun	0.68	0.00	0.68	0.66	0.02
339	Tehra	Badaun	0.19	2.18	2.37	1.52	0.85
340	Bhawanipur Kheru	Badaun	0.19	2.04	2.23	1.71	0.52
341	Bhogjeet	Badaun	0.08	0.78	0.85	0.56	0.30
342	Nainol Bagwala	Badaun	0.91	1.29	2.19	1.00	1.19
343	Silhate	Badaun	0.31	1.37	1.68	1.38	0.31
344	Madar pur	Badaun	0.17	1.36	1.53	1.17	0.36
345	Kamalpur	Badaun	0.10	0.97	1.07	0.71	0.36
346	Mustafabad	Badaun	0.10	1.38	1.48	0.95	0.53
347	Kankkasi	Badaun	0.25	0.90	1.15	0.74	0.40
348	Totpur Karsate	Badaun	0.39	3.45	3.84	3.50	0.35
349	Naseerpur Tappa	Badaun	0.37	0.75	1.12	0.91	0.21
350	Radnol Azizpur	Badaun	0.13	1.44	1.57	0.27	1.30
351	Sirsoal	Badaun	0.06	0.81	0.87	0.65	0.23
352	Sarai mudiya	Badaun	0.68	0.00	0.68	0.66	0.02
353	Reiyonai Kundan	Badaun	0.39	0.81	1.20	0.79	0.41
354	Taricha	Badaun	0.83	0.30	1.14	1.02	0.11
355	Kyawali	Badaun	0.03	0.78	0.81	0.72	0.09
356	Rampura tappa	Badaun	0.27	0.53	0.80	0.67	0.14
357	Patar Chohha	Badaun	0.13	0.77	0.90	0.78	0.12

358	Athgona	Badaun	0.83	1.17	2.00	1.23	0.77
359	Sadpur	Badaun	0.03	1.00	1.03	0.66	0.37
360	Ahmad Nagar	Badaun	0.29	1.64	1.93	1.28	0.65
361	Mehloli	Badaun	0.11	1.72	1.83	1.06	0.77
362	Savan	Ballia	1.04	2.39	3.43	2.32	1.12
363	Hazoli	Ballia	2.49	7.72	10.21	4.53	5.67
364	Kukrahan	Ballia	0.36	1.63	1.99	1.67	0.32
365	Takha	Ballia	0.58	1.54	2.11	1.17	0.95
366	Karsi	Ballia	1.63	2.57	4.20	1.72	2.48
367	Fatepur	Ballia	0.58	0.57	1.15	0.04	1.11
368	Koura	Ballia	0.11	1.52	1.63	0.90	0.74
369	Pandeypur	Ballia	0.70	0.85	1.54	0.39	1.15
370	Sawaran	Ballia	0.70	6.35	7.05	3.46	3.59
371	Gurgujhpur	Ballia	1.60	2.16	3.76	2.53	1.23
372	Khalilpur	Ballia	0.81	0.36	1.17	0.58	0.59
373	Taddipur	Ballia	0.61	0.41	1.02	0.47	0.55
374	Chintamanipur	Ballia	0.87	0.57	1.44	0.61	0.83
375	Pakhanpura	Ballia	0.21	0.72	0.93	0.87	0.06
376	Issari	Ballia	0.01	1.13	1.15	0.69	0.46
377	Salempur	Ballia	0.12	1.52	1.64	0.37	1.27
378	Kaithikala	Ballia	0.41	0.37	0.78	0.67	0.11
379	Mazova	Ballia	0.39	0.83	1.22	0.97	0.25
380	Gaura	Ballia	0.55	0.39	0.94	0.46	0.48
381	Indrapur	Ballia	0.58	0.99	1.57	0.63	0.94
382	Rampur	Ballia	0.71	2.11	2.82	2.31	0.51
383	Barrabogh	Ballia	0.73	1.02	1.75	1.05	0.70
384	Narach	Ballia	0.80	1.66	2.46	2.31	0.15
385	Gopalpur	Ballia	1.29	0.93	2.22	1.46	0.76
386	Sikiriakala	Ballia	1.16	3.87	5.03	3.86	1.17
387	Chibi	Ballia	0.72	1.02	1.74	1.29	0.45
388	Kamroota	Ballia	0.55	0.92	1.48	1.00	0.48
389	Chakhazi Seshpur	Ballia	0.37	0.65	1.02	0.59	0.43
390	Charu Purshotem	Ballia	0.74	0.47	1.21	0.79	0.42
391	Tilloli	Ballia	0.31	1.45	1.76	0.82	0.94
392	Chilkahar	Ballia	2.21	4.71	6.92	4.94	1.98
393	Mitehi	Ballia	0.72	3.38	4.10	0.75	3.35
394	Tika Devri	Ballia	1.49	2.94	4.43	0.48	3.96
395	Mangroli	Ballia	0.94	1.39	2.34	1.77	0.56
396	Andor	Ballia	0.96	1.21	2.18	0.81	1.37
397	Narva	Ballia	1.10	3.67	4.77	2.72	2.05
398	Paharpur	Ballia	1.10	0.79	1.88	0.58	1.31
399	Nagpura	Ballia	3.29	1.63	4.93	1.81	3.12
400	Dumri	Ballia	1.48	2.44	3.92	1.50	2.42
401	Aoundi	Ballia	1.31	3.49	4.80	1.22	3.58
402	Sehdes	Ballia	0.73	0.56	1.28	0.75	0.53
403	Kalyanipur	Ballia	0.13	1.66	1.78	0.69	1.10
404	Asanwar	Ballia	1.23	0.93	2.16	1.24	0.92
405	Uchaiu	Ballia	1.33	0.77	2.11	1.30	0.81
406	Vasunwar	Ballia	0.37	0.89	1.26	0.49	0.77
407	Raghunathpur	Ballia	0.38	0.04	0.41	0.31	0.11
408	Pachhua	Ballia	0.95	0.51	1.46	0.67	0.79
409	Nafrepur	Ballia	0.01	0.74	0.76	0.16	0.60

410	Kambhari	Ballia	0.93	0.80	1.73	1.17	0.56
411	Shivan kala	Ballia	2.03	10.28	12.31	5.08	7.23
412	Sariawn	Ballia	0.68	1.12	1.80	1.17	0.63
413	Ihavihar	Ballia	2.19	5.59	7.78	3.54	4.24
414	Gam Kishore	Ballia	0.60	1.19	1.79	1.20	0.59
415	Araji Kariyapar	Ballia	1.28	0.97	2.25	0.86	1.40
416	Kudieh	Ballia	0.72	1.00	1.71	0.94	0.78
417	Dhori Dieh	Ballia	0.42	0.80	1.23	0.65	0.57
418	Chakmanikara	Ballia	0.47	0.74	1.21	1.12	0.09
419	Chakrawan	Ballia	0.38	1.02	1.40	1.11	0.29
420	Katghara Zameen	Ballia	0.53	0.98	1.50	0.43	1.07
421	Banhara	Ballia	0.56	0.63	1.18	0.45	0.74
422	Rampur Katrai	Ballia	0.60	0.81	1.41	0.48	0.93
423	Badhude	Ballia	0.74	2.40	3.13	0.49	2.64
424	Khatngi Mauramgir	Ballia	0.90	2.40	3.30	1.47	1.82
425	Sikkima	Ballia	0.65	1.77	2.43	0.46	1.96
426	Kodai	Ballia	0.64	2.97	3.61	0.63	2.98
427	Harvahar Dayalpur	Ballia	0.82	2.05	2.87	1.21	1.66
428	Hardiya zameen	Ballia	0.31	1.07	1.38	0.46	0.92
429	Bharthawn	Ballia	0.38	0.85	1.23	0.72	0.51
430	Ghazi Pakad	Ballia	0.20	1.43	1.63	1.07	0.56
431	Chakprema	Ballia	1.24	1.52	2.76	1.59	1.17
432	Jalloli	Ballia	0.86	2.56	3.42	1.39	2.03
433	Tendua	Ballia	0.23	0.78	1.00	0.56	0.44
434	Kom	Ballia	1.13	7.16	8.29	5.37	2.92
435	Bhanti	Ballia	1.28	2.75	4.04	3.35	0.69
436	Kathoda	Ballia	1.60	3.61	5.22	1.64	3.58
437	Chadi	Ballia	0.13	2.58	2.70	0.71	1.99
438	Jumie	Ballia	0.56	1.54	2.10	1.29	0.81
439	Rudravar	Ballia	0.66	1.94	2.60	1.53	1.07
440	Navanagar	Ballia	0.68	2.15	2.83	0.65	2.18
441	Narhani Burk	Ballia	0.53	2.00	2.53	0.85	1.68
442	Masvalia	Ballia	0.50	2.11	2.60	0.95	1.66
443	Hadsar	Ballia	0.49	2.07	2.56	0.95	1.60
444	Kishor Chetan	Ballia	0.93	1.33	2.25	0.61	1.65
445	Husainpur	Ballia	1.10	2.21	3.31	2.02	1.29
446	Lilkar	Ballia	2.68	1.73	4.41	3.99	0.43
447	Sehdesh	Ballia	0.73	0.56	1.28	0.75	0.53
448	Kalyani pur	Ballia	1.25	0.53	1.78	0.69	1.10
449	Jashar Nagar Urf	Ballia	0.65	0.54	1.19	0.29	0.90
450	Adhinpur	Balrampur	1.24	2.69	3.92	1.78	2.14
451	Rehra	Balrampur	0.80	3.96	4.76	4.24	0.52
452	Gwaliorpur Grant	Balrampur	2.56	5.48	8.04	3.05	4.99
453	Sarai Khas	Balrampur	1.80	6.99	8.79	5.17	3.62
454	Adholi Bujurg	Balrampur	0.92	5.81	6.73	3.12	3.61
455	Bhairava	Balrampur	0.63	2.17	2.80	2.20	0.60
456	Kishunpur Grant	Balrampur	2.35	2.14	4.49	2.40	2.09
457	Naithaipur Kunwar	Balrampur	0.42	2.41	2.84	2.09	0.75
458	Dewarikhera	Balrampur	0.71	5.12	5.83	4.03	1.80
459	Basawan Bankat	Balrampur	0.48	2.49	2.97	0.96	2.01
460	Mubarakpur	Balrampur	1.08	6.07	7.14	5.31	1.84
461	Bishunpur Kharna	Balrampur	1.12	4.52	5.63	1.99	3.64

462	Datlupur	Balrampur	0.89	5.60	6.49	4.89	1.60
463	Bhirva	Balrampur	1.00	5.20	6.19	3.48	2.71
464	Rampur Grit	Balrampur	1.73	9.69	11.42	8.63	2.79
465	Sahjora	Balrampur	0.69	7.91	8.60	8.20	0.40
466	Kharika Masumpur	Balrampur	1.09	4.82	5.91	4.26	1.65
467	Allauddinpur	Balrampur	1.42	5.16	6.58	4.95	1.63
468	Golhipur	Balrampur	2.63	5.80	8.42	7.11	1.31
469	Jigne	Balrampur	1.06	5.34	6.41	4.10	2.30
470	Bharoli	Banda	3.06	8.10	11.15	4.58	6.57
471	Jarohara	Banda	2.85	9.26	12.11	3.48	8.62
472	Visandi	Banda	3.11	4.12	7.24	2.55	4.69
473	Amlohara	Banda	1.53	8.22	9.76	3.51	6.25
474	Paviya	Banda	0.86	9.91	10.77	6.70	4.07
475	Uttravan	Banda	0.71	8.89	9.60	7.85	1.75
476	Iteva	Banda	0.23	3.91	4.14	3.70	0.44
477	Shahpur Sani	Banda	0.45	5.87	6.32	4.71	1.61
478	Singhpur	Banda	0.72	18.13	18.85	16.03	2.83
479	Ranipur	Banda	0.36	16.46	16.82	10.16	6.66
480	Mahmodabad	Barabanki	0.54	4.90	5.44	2.13	3.31
481	Bardari	Barabanki	0.55	3.64	4.19	2.23	1.97
482	Madiya Deh	Barabanki	0.22	1.51	1.74	1.40	0.33
483	Sahjana	Barabanki	0.41	2.59	3.00	2.19	0.81
484	Alinagar	Barabanki	0.39	4.23	4.62	3.14	1.47
485	Turkani	Barabanki	0.90	3.87	4.77	2.39	2.38
486	Chaukhandi	Barabanki	1.82	2.29	4.11	3.01	1.10
487	Sondhva	Barabanki	0.98	2.74	3.71	2.43	1.29
488	Durjanpur	Barabanki	0.15	1.97	2.12	1.67	0.45
489	Kushari	Barabanki	0.36	3.33	3.68	3.03	0.66
490	Majanpur	Barabanki	1.08	5.24	6.32	3.60	2.72
491	Asrafpur gangrol	Barabanki	1.00	3.58	4.58	2.35	2.23
492	Zalilpur	Barabanki	1.38	4.59	5.97	4.31	1.66
493	Bhattmau	Barabanki	0.82	4.00	4.82	2.98	1.85
494	Dullapur	Barabanki	0.72	4.26	4.98	3.55	1.43
495	Gogava	Barabanki	0.59	3.84	4.43	3.11	1.32
496	Mattoli	Barabanki	0.68	2.62	3.30	2.06	1.25
497	Nyoti	Barabanki	0.74	1.66	2.39	1.25	1.15
498	Puriya	Barabanki	0.21	4.40	4.61	2.43	2.18
499	Naroli	Barabanki	1.52	4.52	6.04	3.08	2.96
500	Saheliya	Barabanki	0.78	2.42	3.21	2.39	0.82
501	Gharirakh Mau	Barabanki	6.17	8.94	15.11	9.90	5.21
502	Bhagwanpur	Barabanki	0.49	3.76	4.25	2.39	1.85
503	Saraithe	Barabanki	0.08	3.98	4.07	2.30	1.77
504	Tada Khulasa	Barabanki	0.56	2.11	2.67	2.07	0.61
505	Noorpur	Barabanki	1.30	3.23	4.53	2.98	1.55
506	Sultanpur	Barabanki	0.34	3.69	4.03	2.85	1.18
507	Makhdumpur	Barabanki	1.12	5.50	6.63	6.56	0.07
508	Roja Goan	Barabanki	0.51	5.07	5.59	3.26	2.33
509	Sarai Mugal	Barabanki	0.18	3.30	3.48	1.86	1.62
510	Mangi Chandpure	Barabanki	1.21	4.01	5.22	4.09	1.13
511	Gabbamau	Barabanki	1.09	5.28	6.38	3.68	2.70
512	Naanmau	Barabanki	0.90	3.41	4.31	2.26	2.06
513	Harakh	Barabanki	2.32	5.70	8.02	5.16	2.85

514	Bandagipur	Barabanki	2.43	3.51	5.95	3.31	2.63
515	Genhdabar	Barabanki	1.84	5.40	7.24	4.90	2.34
516	Sarai Prasanda	Barabanki	1.18	5.54	6.72	4.59	2.13
517	Gulriha	Barabanki	2.06	6.81	8.88	5.23	3.65
518	Pachlo	Barabanki	0.60	4.48	5.07	3.50	1.57
519	Mairamau	Barabanki	0.77	4.37	5.14	4.98	0.16
520	Gidrapur	Barabanki	0.18	2.15	2.34	1.63	0.70
521	Sirole Gospur	Barabanki	0.14	6.99	7.13	5.96	1.17
522	Akbarpur	Barabanki	0.21	1.74	1.95	0.26	1.68
523	Rasulpur	Barabanki	1.34	4.63	5.97	4.26	1.71
524	Mohammadpur	Barabanki	0.25	2.82	3.07	1.67	1.40
525	Vichala	Barabanki	0.53	1.42	1.94	1.26	0.68
526	Ganoli	Barabanki	1.17	5.81	6.98	5.25	1.73
527	Pastamafi	Barabanki	0.66	2.22	2.87	1.84	1.04
528	Basodhi	Barabanki	0.94	4.10	5.04	3.75	1.29
529	Mohd.pur Daudpur	Barabanki	0.93	4.26	5.19	2.29	2.90
530	Sevadhara	Barabanki	0.72	4.03	4.75	3.42	1.34
531	Hunhuna	Barabanki	0.30	2.04	2.34	2.06	0.28
532	Vikoli	Barabanki	0.80	3.32	4.13	3.11	1.02
533	Katka	Barabanki	1.76	4.09	5.85	4.99	0.86
534	Wari Nagala	Bareili	0.13	0.89	1.02	0.56	0.46
535	Babhia	Bareili	2.30	1.51	3.80	0.68	3.12
536	Kareili	Bareili	0.87	10.81	11.68	8.32	3.35
537	Balrau Azampur	Bareilly	0.15	2.99	3.14	2.92	0.21
538	Gopalpur Azizpur	Bareilly	0.49	1.81	2.30	1.68	0.61
539	Naogavan Ghatam	Bareilly	0.51	1.73	2.24	1.60	0.64
540	Khitosha	Bareilly	0.70	1.82	2.52	1.52	1.00
541	Veerpurmakau	Bareilly	0.42	3.08	3.49	1.87	1.62
542	Umari	Bareilly	2.17	1.69	3.86	1.74	2.12
543	Lakhmpur	Bareilly	0.18	2.28	2.45	2.03	0.43
544	Dhunsha	Bareilly	0.59	1.30	1.89	0.96	0.93
545	Bohit	Bareilly	0.24	4.76	5.00	4.14	0.87
546	Milak Emamganj	Bareilly	0.66	1.31	1.97	1.06	0.90
547	Faridpur Ramchran	Bareilly	1.18	1.23	2.40	1.60	0.81
548	Jattoa Zafarpur	Bareilly	0.21	4.93	5.13	4.57	0.57
549	Surla	Bareilly	0.71	1.03	1.74	1.16	0.59
550	Jadoopur	Bareilly	0.11	3.94	4.05	3.77	0.28
551	Abhaypur Kishopur	Bareilly	0.39	1.55	1.94	1.27	0.67
552	Mudiya chetram	Bareilly	0.18	0.94	1.12	0.93	0.20
553	Kasampur	Bareilly	0.57	1.83	2.40	1.85	0.55
554	Maimor	Bareilly	0.20	4.45	4.66	3.89	0.76
555	Kamua Makruka	Bareilly	0.02	1.81	1.83	1.20	0.63
556	Kargaina	Bareilly	0.33	4.88	5.21	4.23	0.98
557	Bidiya Narayanpur	Bareilly	0.35	1.33	1.67	1.02	0.66
558	Sahaisiya S.pur	Bareilly	0.02	1.16	1.18	0.53	0.65
559	Vichrawal K.pur	Bareilly	0.24	1.44	1.68	0.77	0.92
560	Ghanaiti Kharakpur	Bareilly	0.65	3.29	3.94	3.47	0.47
561	Mazohagangapura	Bareilly	0.46	3.19	3.65	3.00	0.65
562	Prahladpur	Bareilly	0.46	0.90	1.36	1.22	0.14
563	Rampuramafi	Bareilly	0.48	5.67	6.15	5.46	0.69
564	Raihpura Karim	Bareilly	1.44	2.50	3.94	2.48	1.46
565	Pachdora Dohria	Bareilly	0.38	1.89	2.27	2.16	0.11

566	Pipalsana Chaudhary	Bareilly	1.26	10.72	11.98	10.55	1.43
567	Harvans pur	Bareilly	0.61	0.80	1.41	1.12	0.29
568	Novanagla	Bareilly	0.24	3.22	3.46	3.18	0.28
569	Maanpur Ahiyapur	Bareilly	0.98	3.23	4.21	2.56	1.64
570	Karonda	Bareilly	0.39	4.65	5.04	4.27	0.77
571	Maheshpur	Bareilly	0.51	1.79	2.30	1.96	0.33
572	Atapatti Sumali	Bareilly	0.41	1.51	1.92	1.03	0.89
573	Atapatti Januvi	Bareilly	0.39	1.77	2.16	1.72	0.44
574	Simra Boripur	Bareilly	0.13	1.35	1.49	0.88	0.61
575	Hindolia Bholapur	Bareilly	0.19	1.68	1.86	1.28	0.58
576	Palpur Kamalpur	Bareilly	0.03	1.77	1.81	1.59	0.21
577	Dharapur Thukran	Bareilly	0.39	1.98	2.37	1.66	0.71
578	Saidpur	Bareilly	0.88	4.77	5.65	4.60	1.05
579	Kmua Makruka	Bareilly	0.02	1.81	1.83	1.20	0.63
580	Kargona	Bareilly	0.33	4.88	5.21	4.23	0.98
581	Beriya Narayanpur	Bareilly	0.35	1.33	1.67	1.02	0.66
582	Saihasiya Hussain	Bareilly	0.02	1.16	1.18	0.53	0.65
583	Vichraval Kisanpur	Bareilly	0.24	1.44	1.68	0.77	0.92
584	Rahpura Karimbux	Bareilly	1.44	2.50	3.94	2.48	1.46
585	Maheshpur	Bareilly	0.51	1.79	2.30	1.96	0.33
586	Attapatti	Bareilly	0.41	1.51	1.92	1.03	0.89
587	Januvi	Bareilly	0.39	1.77	2.16	1.72	0.44
588	Makhtiya Tiwari	Basti	0.74	3.86	4.60	2.47	2.13
589	Dudhora	Basti	0.36	1.80	2.16	1.59	0.57
590	Pilkhawn	Basti	0.30	1.95	2.25	1.81	0.44
591	Dhrampur	Basti	0.91	4.44	5.36	2.29	3.07
592	Umimustkam	Basti	0.99	5.67	6.66	3.93	2.73
593	Khirighat	Basti	0.61	4.45	5.06	3.42	1.64
594	Krishna Bhagauti	Basti	0.57	3.98	4.55	2.33	2.22
595	Raiwali	Basti	0.49	5.40	5.89	2.64	3.25
596	Jamdih Pandey	Basti	0.55	0.55	1.10	0.76	0.34
597	Rainkwar	Basti	0.42	1.78	2.20	0.00	2.20
598	Tadijyote	Basti	0.35	4.13	4.48	1.86	2.62
599	Sripalpur	Basti	1.24	9.09	10.33	6.01	4.33
600	Tursi	Basti	0.42	3.96	4.38	2.56	1.82
601	Pinser	Basti	0.39	2.80	3.19	2.29	0.90
602	Mahadeveri	Basti	1.20	3.44	4.64	3.14	1.50
603	Peda	Basti	0.89	3.34	4.23	2.18	2.05
604	Ratas urf Kaptan	Basti	0.99	8.97	9.95	3.77	6.18
605	Rakhia	Basti	0.58	5.39	5.97	3.26	2.71
606	Talia Dih	Basti	1.15	2.72	3.87	2.21	1.66
607	Naktidai Bujurg	Basti	0.49	5.14	5.63	2.68	2.95
608	Eihada Mishr	Basti	0.20	1.07	1.26	1.08	0.18
609	Medheai	Basti	0.17	1.67	1.84	1.47	0.37
610	Vikramjot	Basti	0.28	1.64	1.92	1.02	0.90
611	B. Ambedkar Nagar	Basti	0.89	5.64	6.53	2.92	3.61
612	Didoha	Basti	0.50	2.29	2.78	0.88	1.90
613	Nattoa	Basti	0.11	4.23	4.34	2.55	1.79
614	Kainona	Basti	0.24	2.80	3.04	2.28	0.77
615	Ranigoan	Basti	0.18	2.41	2.59	1.41	1.18
616	Talagoan	Basti	1.18	3.14	4.32	1.61	2.71
617	Nagra Badli	Basti	0.16	3.38	3.54	1.80	1.74

618	Khatam Sarai	Basti	0.31	1.97	2.28	1.69	0.59
619	Akwara	Basti	0.71	4.05	4.76	1.80	2.95
620	Vasthanva	Basti	0.05	4.31	4.36	1.82	2.54
621	Chapliav	Basti	0.21	2.76	2.97	2.00	0.97
622	Devkali Rani	Basti	0.16	3.55	3.71	2.58	1.13
623	Niyamatpur	Basti	1.66	3.35	5.01	2.81	2.19
624	Keshavpur	Basti	0.28	4.53	4.81	2.23	2.59
625	Bhadeshwar Nath	Basti	0.50	2.14	2.64	1.10	1.54
626	Rampur	Basti	1.37	3.50	4.87	2.53	2.34
627	Borai	Basti	0.57	2.39	2.96	2.11	0.85
628	Pakri Chauhan	Basti	1.24	4.93	6.18	4.38	1.80
629	Naukapur	Basti	0.28	3.27	3.56	2.69	0.87
630	Manjha	Basti	0.66	4.02	4.68	2.58	2.11
631	Saria Mishr	Basti	0.10	3.21	3.31	1.77	1.54
632	Khujaria Mishr	Basti	1.01	3.05	4.06	2.73	1.32
633	Tilakpur	Basti	1.46	3.60	5.06	1.55	3.51
634	Pokhra	Basti	0.23	8.32	8.55	5.96	2.59
635	Ramvapour Kala	Basti	0.59	3.03	3.63	2.43	1.19
636	Narayanpur	Basti	0.02	3.46	3.48	2.09	1.39
637	Ratasi	Basti	0.26	3.14	3.40	0.97	2.42
638	Awasthipur	Basti	0.65	3.73	4.38	3.72	0.67
639	Salamatpur	Bulandshahar	0.45	1.39	1.84	0.83	1.01
640	Kishanpur urf	Bulandshahar	0.45	1.39	1.84	0.83	1.01
641	Sunai	Bulandshahar	0.35	3.60	3.94	3.02	0.93
642	Jatpura	Bulandshahar	0.54	3.37	3.91	2.17	1.74
643	Dugrajogi	Bulandshahar	0.73	1.96	2.70	1.80	0.90
644	Salgavan	Bulandshahar	0.78	2.78	3.55	1.68	1.87
645	Khalikabad	Bulandshahar	1.27	4.89	6.16	1.32	4.84
646	Mohrasa	Bulandshahar	0.03	3.01	3.04	0.56	2.48
647	Bhaipur	Bulandshahar	0.76	1.83	2.59	0.32	2.27
648	Darawar	Bulandshahar	0.20	4.94	5.15	3.65	1.50
649	Hisawati	Bulandshahar	0.53	2.86	3.39	2.50	0.88
650	Bacchi Kheda	Bulandshahar	1.48	1.62	3.10	2.04	1.06
651	Vichola	Bulandshahar	0.39	2.15	2.54	1.65	0.89
652	Hasanpur Nagar	Bulandshahar	0.06	2.27	2.33	1.74	0.59
653	Garhara	Bulandshahar	0.55	1.08	1.63	0.80	0.83
654	Rajpur	Bulandshahar	0.14	2.16	2.30	1.32	0.98
655	Dabka	Bulandshahar	0.34	1.47	1.81	0.57	1.24
656	Harchand pur	Bulandshahar	0.03	3.17	3.20	1.93	1.27
657	Sohrakha	Bulandshahar	1.00	1.90	2.90	1.19	1.71
658	Patrampur	Bulandshahar	0.23	2.21	2.44	1.16	1.28
659	Rora	Bulandshahar	0.81	2.34	3.15	1.70	1.45
660	Darora	Bulandshahar	2.18	2.24	4.42	2.13	2.30
661	Badpura	Bulandshahar	0.12	2.24	2.36	1.15	1.21
662	Nagla Sakhu	Bulandshahar	0.64	4.16	4.80	2.47	2.33
663	Balaru	Bulandshahar	0.33	5.00	5.33	3.11	2.22
664	Nagla M.Uddinpur	Bulandshahar	0.28	2.06	2.33	1.34	1.00
665	Borauli	Bulandshahar	0.79	6.05	6.84	4.85	1.99
666	Acchaizar Khurd	Bulandshahar	0.46	2.33	2.79	2.08	0.71
667	Neerpur	Bulandshahar	1.56	4.78	6.35	4.69	1.66
668	Dharpa Chuaharpur	Bulandshahar	0.03	4.67	4.69	3.45	1.24
669	Mankhurpur	Bulandshahar	0.19	1.62	1.82	0.89	0.93

670	Vasgara	Bulandshahar	0.69	6.57	7.26	4.03	3.23
671	Shajahanpur	Bulandshahar	0.85	3.53	4.38	1.91	2.47
672	Panchdevra	Bulandshahar	0.73	3.12	3.85	2.67	1.17
673	Mojpur	Bulandshahar	0.68	1.44	2.13	1.82	0.31
674	Bangar	Bulandshahar	0.04	3.14	3.18	2.33	0.84
675	Achora	Bulandshahar	0.44	3.50	3.94	1.85	2.09
676	Torai	Bulandshahar	1.10	2.12	3.22	2.08	1.13
677	Sirora Banger	Bulandshahar	2.10	3.28	5.39	2.82	2.56
678	Malakpur	Bulandshahar	0.07	8.16	8.23	5.23	3.01
679	Dastura	Bulandshahar	0.31	4.27	4.59	3.90	0.69
680	Hasanpur Ludki	Bulandshahar	2.92	1.03	3.95	3.43	0.52
681	Bighai pur	Bulandshahar	0.05	1.14	1.19	0.82	0.37
682	Sanaita safipur	Bulandshahar	2.61	1.38	4.00	0.42	3.58
683	Akhtiyar pur	Bulandshahar	0.47	0.94	1.41	1.12	0.29
684	Khurja dehat	Bulandshahar	0.58	15.74	16.31	10.13	6.18
685	Gothani	Bulandshahar	2.16	4.68	6.84	4.28	2.57
686	Denol	Bulandshahar	0.02	2.84	2.85	2.14	0.71
687	Kirra	Bulandshahar	0.24	5.93	6.17	4.55	1.62
688	Hasangarh	Bulandshahar	0.37	3.07	3.44	1.53	1.91
689	Bichat Sujapur	Bulandshahar	0.68	1.57	2.25	1.66	0.59
690	Firozpur	Bulandshahar	0.70	1.86	2.56	1.78	0.79
691	Khanoda	Bulandshahar	1.03	3.88	4.90	2.50	2.40
692	Hazratpur	Bulandshahar	0.39	2.40	2.79	1.52	1.27
693	Dharau	Bulandshahar	0.48	3.55	4.03	2.63	1.39
694	Khalsiya Chuaharpur	Bulandshahar	0.33	2.10	2.43	1.25	1.18
695	Agval	Bulandshahar	0.22	2.19	2.41	1.51	0.90
696	Bichola	Bulandshahar	0.39	2.15	2.54	1.65	0.89
697	Selohi	Bulandshahar	0.34	4.70	5.03	3.72	1.31
698	Potabadsahapur	Bulandshahar	0.54	0.92	1.45	0.54	0.92
699	Pipara	Bulandshahar	0.66	1.74	2.41	1.68	0.73
700	Babupur	Bulandshahar	0.16	2.63	2.79	1.81	0.98
701	Khagawali	Bulandshahar	0.26	2.75	3.01	1.60	1.41
702	Khandwari	Chandauli	0.80	3.12	3.92	2.48	1.44
703	Marufpur	Chandauli	0.55	5.91	6.45	2.51	3.94
704	Amra	Chandauli	0.25	4.90	5.15	3.22	1.92
705	Garla	Chandauli	0.01	3.20	3.21	3.19	0.03
706	Karvatia	Chandauli	0.17	4.54	4.71	4.01	0.69
707	Uttrola	Chandauli	0.48	2.53	3.02	3.01	0.01
708	Dhanabal Kala	Chandauli	0.15	3.87	4.02	3.85	0.17
709	Purana Deh	Chandauli	0.64	2.54	3.18	3.17	0.01
710	Sonhul	Chandauli	0.02	4.83	4.84	4.83	0.01
711	Bhalua Bajodi	Chandauli	1.00	3.12	4.11	3.26	0.86
712	Daudpur	Chandauli	0.37	2.35	2.72	2.50	0.21
713	Bhatwara Kala	Chandauli	0.32	2.25	2.57	2.56	0.02
714	Ishul	Chandauli	0.02	2.60	2.61	2.59	0.02
715	Kaithi	Chandauli	1.68	6.71	8.40	5.19	3.20
716	Ramoli	Chandauli	5.82	5.30	11.13	8.98	2.15
717	Surtapur	Chandauli	1.06	4.90	5.96	4.75	1.21
718	Papora	Chandauli	0.55	6.33	6.88	4.75	2.12
719	Mandor	Chitrakut	0.38	3.25	3.63	1.58	2.05
720	Barbaar	Chitrakut	0.12	1.98	2.10	0.82	1.28
721	Pardavan	Chitrakut	0.95	2.99	3.94	3.72	0.22

722	Barha Kotra	Chitrakut	0.22	2.06	2.28	0.82	1.47
723	Gharva	Chitrakut	0.12	2.47	2.59	1.90	0.70
724	Saisa Subkara	Chitrakut	1.06	4.74	5.80	3.60	2.20
725	Ahiri	Chitrakut	0.28	2.34	2.62	1.52	1.10
726	Mavai kala	Chitrakut	0.00	1.64	1.64	1.63	0.01
727	Variyari kala	Chitrakut	0.65	3.14	3.78	2.13	1.65
728	Nehe	Chitrakut	0.97	2.22	3.19	1.80	1.38
729	Dadri Mafi	Chitrakut	1.34	5.50	6.84	1.96	4.88
730	Amchur Nairua	Chitrakut	0.08	4.15	4.22	1.41	2.81
731	Cherriya Khurd	Chitrakut	0.06	4.98	5.04	2.63	2.41
732	Bagdari	Chitrakut	1.65	3.54	5.18	3.58	1.60
733	Suhail	Chitrakut	0.08	2.79	2.87	2.75	0.12
734	Katiya Khadar	Chitrakut	0.20	3.12	3.32	3.25	0.07
735	Hanna Binaika	Chitrakut	0.14	3.42	3.56	2.22	1.34
736	Pipronda	Chitrakut	0.52	2.65	3.17	2.93	0.24
737	Sirawal Mafi	Chitrakut	0.12	4.27	4.39	1.99	2.39
738	Barua	Chitrakut	0.52	4.10	4.61	4.45	0.16
739	Atarsuie	Chitrakut	0.05	1.89	1.94	1.17	0.76
740	Rupoli	Chitrakut	0.51	3.66	4.17	2.62	1.55
741	Sikri	Chitrakut	0.06	5.43	5.49	4.58	0.91
742	Piperia Mafi	Chitrakut	0.60	1.91	2.51	2.46	0.05
743	Unchdieh	Chitrakut	1.49	11.89	13.38	10.04	3.34
744	Gidurah	Chitrakut	0.50	3.55	4.06	3.22	0.84
745	Mandaiyan	Chitrakut	1.57	9.12	10.70	6.84	3.86
746	Ranipur Kalyangarh	Chitrakut	0.28	5.34	5.62	4.86	0.76
747	Sariya	Chitrakut	1.46	11.18	12.64	10.65	1.99
748	Taraon	Chitrakut	0.18	3.44	3.62	1.01	2.61
749	Raipurva Mafi	Chitrakut	0.02	3.09	3.11	1.88	1.23
750	Ashosh	Chitrakut	0.85	3.93	4.79	2.47	2.32
751	Pachokhar	Chitrakut	0.07	4.88	4.94	0.96	3.98
752	Kalkara Bujurg	Chitrakut	0.38	3.07	3.45	1.00	2.45
753	Muiehari Mafi	Chitrakut	0.08	2.41	2.49	1.13	1.36
754	Chakjapar Mafi	Chitrakut	0.21	1.39	1.60	1.03	0.57
755	Rammiapur	Chitrakut	0.35	2.72	3.07	1.40	1.67
756	Sakrauli	Chitrakut	0.40	3.27	3.68	1.96	1.71
757	Balapur Khalsa	Chitrakut	0.30	3.53	3.83	1.67	2.17
758	Sikri Sani	Chitrakut	0.23	4.90	5.12	0.94	4.18
759	Hasta	Chitrakut	0.75	2.01	2.76	1.25	1.51
760	Vilas	Chitrakut	0.44	2.45	2.89	2.17	0.72
761	Kharseda	Chitrakut	0.48	4.40	4.88	3.86	1.02
762	Padri	Chitrakut	1.01	1.92	2.93	0.83	2.10
763	Kalla	Chitrakut	0.05	2.58	2.63	1.36	1.27
764	Shivrampur	Chitrakut	0.28	5.84	6.12	4.17	1.95
765	Macchriha	Chitrakut	0.31	2.09	2.40	1.46	0.94
766	Pathrodi	Chitrakut	0.20	2.05	2.26	1.01	1.24
767	Gadhi Ghat	Chitrakut	0.40	2.68	3.08	2.00	1.08
768	Asoh	Chitrakut	0.85	3.93	4.78	2.47	2.31
769	Nadin Kurmiyan	Chitrakut	0.43	6.50	6.92	3.67	3.26
770	Ramnagar	Chitrakut	0.11	4.03	4.14	2.00	2.14
771	Baria	Chitrakut	0.16	2.35	2.51	2.45	0.06
772	Khujriha khurd	Chitrakut	0.16	1.49	1.65	0.88	0.77
773	Chorha	Chitrakut	0.01	3.15	3.16	2.14	1.02

774	Dadhwar	Chitrakut	0.45	2.32	2.77	2.39	0.38
775	Tilloli	Chitrakut	0.88	2.92	3.80	2.30	1.50
776	Khadeha	Chitrakut	6.12	9.88	16.00	15.80	0.20
777	Devra	Chitrakut	0.27	2.56	2.83	1.60	1.23
778	Khapatiha	Chitrakut	0.28	2.91	3.19	1.27	1.92
779	Bipaval	Chitrakut	0.32	3.63	3.95	3.14	0.81
780	Mankuvar	Chitrakut	0.25	1.76	2.01	0.87	1.14
781	Ufrouli	Chitrakut	0.55	1.51	2.06	1.96	0.10
782	Raruva	Chitrakut	0.42	2.25	2.67	2.36	0.31
783	Tikra	Chitrakut	0.54	4.42	4.96	4.04	0.92
784	Klchiha	Chitrakut	0.75	1.60	2.35	2.09	0.25
785	Nivi	Chitrakut	0.17	4.40	4.57	3.64	0.92
786	Bamburi	Chitrakut	0.52	2.09	2.61	2.02	0.59
787	Chiblaha	Chitrakut	0.41	4.56	4.96	3.49	1.48
788	Raslua	Etah	1.01	1.83	2.83	2.72	0.11
789	Devri	Etah	1.92	3.20	5.12	3.06	2.06
790	Lakhmipur	Etah	0.50	1.58	2.08	1.47	0.60
791	Karsana	Etah	3.63	3.48	7.11	5.10	2.00
792	Sujanpur	Etah	0.61	3.08	3.69	3.54	0.16
793	Kasimpur Bihari	Etah	0.65	3.26	3.91	3.38	0.53
794	Mahdawa	Etah	1.23	6.36	7.59	5.76	1.83
795	Sekhpur Hudda	Etah	1.38	3.92	5.30	4.81	0.49
796	Sarsawan	Etah	0.85	3.37	4.22	3.85	0.37
797	Madari	Etah	1.25	4.63	5.88	4.83	1.05
798	Sailee	Etah	0.99	2.87	3.86	3.28	0.58
799	Nadarmay	Etah	2.29	2.89	5.18	3.04	2.14
800	Navgoan	Etah	1.03	6.41	7.44	3.20	4.24
801	Arjunpur	Etah	2.11	5.33	7.44	3.20	4.24
802	Jatau Ashokpur	Etah	1.84	4.25	6.08	4.81	1.27
803	Bhragvasini	Etah	1.11	2.65	3.76	2.76	1.00
804	Sikendrabad	Etah	0.98	2.39	3.37	2.84	0.54
805	Abhaypur	Etah	1.57	2.49	4.06	2.70	1.36
806	Sekhpur Hunda	Etah	1.38	3.92	5.30	4.81	0.49
807	Sarsavan	Etah	0.85	3.37	4.22	3.85	0.37
808	Samaspur Degri	Etah	1.40	7.93	9.33	6.52	2.81
809	Simra morcha	Etah	1.10	1.68	2.77	1.92	0.85
810	Fakuta	Etah	1.68	2.28	3.96	3.01	0.95
811	Narai	Etah	0.82	2.55	3.36	2.20	1.17
812	Jiganbarsauda	Etah	1.01	1.52	2.54	2.04	0.49
813	Jarai	Etah	0.52	3.40	3.92	3.54	0.38
814	Rampur mazra	Etah	0.46	1.37	1.83	0.42	1.40
815	Mohania	Faizabad	0.88	4.60	5.48	3.50	1.98
816	Hansapur	Faizabad	1.64	5.84	7.48	5.32	2.16
817	Kail	Faizabad	1.63	6.77	8.39	7.45	0.94
818	Firozpur	Faizabad	0.99	3.65	4.65	3.32	1.33
819	Anapur Sariya	Faizabad	2.00	4.45	6.45	4.07	2.38
820	Ankaripur	Faizabad	1.82	7.68	9.50	6.97	2.53
821	Koncha	Faizabad	0.72	3.86	4.59	3.16	1.42
822	Sarai Khargi	Faizabad	1.50	1.46	2.96	1.90	1.06
823	Mumarich Nagar	Faizabad	0.39	2.78	3.17	2.90	0.27
824	Mazruddinpur	Faizabad	0.80	2.89	3.68	1.24	2.44
825	Sonversha	Faizabad	0.65	2.04	2.69	1.90	0.79

826	Tehsenpur	Faizabad	0.97	3.24	4.21	2.61	1.60
827	Devei	Faizabad	1.08	3.36	4.43	3.73	0.71
828	Thaidnga	Faizabad	0.77	1.89	2.66	1.49	1.17
829	Dakshin para	Faizabad	0.24	3.92	4.16	3.41	0.75
830	Chirra Mohd.pur	Faizabad	1.49	3.85	5.34	1.03	4.30
831	Tindoli	Faizabad	0.47	4.47	4.94	3.82	1.11
832	Bakholi	Faizabad	1.16	4.21	5.38	1.94	3.43
833	Rai Patti	Faizabad	0.93	3.69	4.62	2.68	1.94
834	Jairajpur	Faizabad	1.02	3.22	4.24	3.52	0.71
835	Padkiya	Faizabad	1.27	2.31	3.57	2.13	1.44
836	Gehnag	Faizabad	0.34	2.60	2.94	1.40	1.54
837	Saroli	Faizabad	0.42	3.80	4.22	1.01	3.21
838	Taaldholi	Faizabad	0.31	2.11	2.42	1.87	0.55
839	Chandora	Faizabad	1.62	4.07	5.68	3.11	2.57
840	Bhekhe ka purva	Faizabad	0.54	3.18	3.72	0.70	3.02
841	Ramapur	Faizabad	2.45	6.96	9.42	4.64	4.78
842	Kasva	Faizabad	1.93	5.63	7.56	4.42	3.14
843	Vankat	Faizabad	0.27	1.60	1.87	1.47	0.40
844	Marui Sahaya Singh	Faizabad	0.81	2.53	3.35	1.14	2.20
845	Devapur	Faizabad	0.57	4.71	5.29	3.61	1.68
846	Khajurhat	Faizabad	1.73	2.08	3.81	2.15	1.66
847	Vasantpur	Faizabad	0.37	5.39	5.75	3.06	2.69
848	Bacchrampur	Faizabad	0.84	2.79	3.63	1.99	1.64
849	Govindpur	Faizabad	1.35	3.86	5.22	4.72	0.50
850	Chavardhar	Faizabad	0.78	1.41	2.19	1.78	0.42
851	Wahiuddinpur	Faizabad	0.48	1.74	2.22	1.81	0.41
852	Kalyanpur	Faizabad	0.77	1.18	1.95	1.34	0.61
853	Askarnpur	Faizabad	1.90	3.15	5.05	1.14	3.91
854	Chirkiteha	Faizabad	1.26	2.42	3.69	3.03	0.66
855	Rampur Vaihari	Faizabad	3.61	4.47	8.08	5.03	3.06
856	Ramnagar mishrole	Faizabad	1.72	1.10	2.82	0.47	2.35
857	Sarai Naam	Faizabad	0.80	1.62	2.42	0.61	1.81
858	Rasulpur sakrawal	Faizabad	1.30	1.93	3.23	2.58	0.65
859	Kairaru	Faizabad	1.75	3.24	5.00	2.18	2.81
860	Ranohai	Faizabad	1.60	8.98	10.58	7.50	3.09
861	Sara Bisunpur	Faizabad	0.98	4.95	5.94	3.84	2.09
862	Toniya	Faizabad	0.74	6.35	7.09	2.96	4.13
863	Naipura	Faizabad	1.12	5.82	6.94	5.15	1.79
864	Vanveerpur	Faizabad	2.00	8.46	10.46	7.42	3.04
865	Mumtaj Nagar	Faizabad	1.67	6.47	8.14	5.19	2.95
866	Dehtiyva	Faizabad	0.66	3.67	4.33	2.80	1.53
867	Mauyaduvansh pur	Faizabad	2.46	6.86	9.32	8.55	0.77
868	Bodhipur	Faizabad	0.87	5.64	6.51	4.92	1.59
869	Puhpi	Faizabad	1.36	3.87	5.23	3.53	1.70
870	Khekli	Faizabad	1.68	2.57	4.24	3.25	0.99
871	Sarai Bhanoli	Faizabad	7.42	6.19	13.61	10.67	2.95
872	Dhenubank	Faizabad	0.45	3.75	4.19	3.32	0.87
873	Dharehatha Dasrath	Faizabad	3.24	3.43	6.66	4.97	1.70
874	Jalalpur Mafi	Faizabad	1.67	5.90	7.57	4.07	3.50
875	Lutfabad Baccholi	Faizabad	2.22	5.90	8.11	4.25	3.86
876	Maliyu Kanak	Faizabad	1.17	6.43	7.59	2.90	4.70
877	Toro Mafi	Faizabad	0.98	9.96	10.94	4.66	6.29

878	Sanayu	Faizabad	3.28	5.28	8.56	4.80	3.76
879	Sarai Rasi	Faizabad	2.45	4.33	6.78	2.24	4.54
880	Rampur Halkarn	Faizabad	1.22	4.70	5.92	3.49	2.43
881	Sirsinda	Faizabad	0.91	5.24	6.16	4.09	2.07
882	Smairam	Faizabad	0.42	0.95	1.37	0.83	0.54
883	Sarethi	Faizabad	1.33	7.56	8.89	4.69	4.20
884	Palia Shahvadi	Faizabad	4.12	6.91	11.03	7.97	3.06
885	Khojanpur	Faizabad	2.81	7.51	10.31	5.86	4.45
886	Amasin	Faizabad	4.66	9.82	14.48	9.67	4.80
887	Rampur Bahagan	Faizabad	1.56	3.05	4.61	3.11	1.49
888	Vasudevapur	Faizabad	0.65	1.06	1.70	0.81	0.89
889	Umrani Pipri	Faizabad	2.47	2.25	4.72	1.24	3.48
890	Nirauli	Faizabad	0.95	2.22	3.17	1.26	1.90
891	Vaisingh	Faizabad	0.60	6.26	6.86	4.36	2.50
892	Ramduddpur Atrava	Faizabad	0.73	5.35	6.08	4.42	1.66
893	Mamapur	Faizabad	1.65	2.08	3.73	1.63	2.10
894	Sonkhari	Faizabad	1.62	1.88	3.50	0.61	2.89
895	Harinathpur	Faizabad	0.70	1.61	2.31	1.23	1.08
896	Kodaila	Faizabad	0.89	1.68	2.57	1.00	1.57
897	Mahava	Faizabad	1.36	2.11	3.47	2.42	1.05
898	Kapri	Faizabad	0.75	2.01	2.76	1.72	1.04
899	Karanpur	Faizabad	0.43	1.83	2.26	1.20	1.06
900	Tihura	Faizabad	2.35	5.64	7.99	3.48	4.51
901	Pilkhavna	Faizabad	2.52	9.50	12.01	6.19	5.83
902	Kapasi	Faizabad	0.52	5.28	5.80	2.16	3.64
903	Mustafabad	Faizabad	2.46	10.62	13.08	4.43	8.65
904	Gora Bramhanan	Faizabad	1.14	2.49	3.62	2.75	0.87
905	Katrauli	Faizabad	0.40	0.46	0.86	0.45	0.41
906	Askaranpur	Faizabad	0.87	4.75	5.62	4.88	0.74
907	Icholiya	Faizabad	0.33	3.14	3.47	1.89	1.58
908	Khandasa	Faizabad	1.42	2.53	3.95	0.94	3.00
909	Pakadpur	Faizabad	0.57	2.78	3.35	1.98	1.37
910	Katghara	Faizabad	0.33	1.00	1.33	0.30	1.03
911	Baroli	Faizabad	0.41	1.73	2.15	0.71	1.44
912	Tikti	Faizabad	1.62	3.08	4.70	1.54	3.17
913	Bakchuna	Faizabad	0.88	1.97	2.85	0.30	2.55
914	Palpur	Faizabad	1.19	10.35	11.55	6.44	5.11
915	Ranikpur	Faizabad	0.30	4.41	4.71	2.46	2.25
916	Ghorval	Faizabad	1.04	3.85	4.89	3.39	1.50
917	Immanmganj	Faizabad	0.03	3.04	3.07	2.09	0.98
918	Rasulpur	Faizabad	0.43	3.46	3.90	2.96	0.94
919	Aadilpur	Faizabad	0.10	2.81	2.90	2.08	0.82
920	Purelal khas	Faizabad	0.31	4.10	4.41	3.18	1.23
921	Devgoan	Faizabad	1.29	3.95	5.25	3.73	1.52
922	Kithava	Faizabad	0.39	1.20	1.60	0.59	1.01
923	Bhavangavan	Faizabad	1.14	3.69	4.83	3.20	1.63
924	Antpur	Faizabad	0.30	3.77	4.06	1.95	2.12
925	Devgarh	Faizabad	2.66	4.53	7.20	4.65	2.55
926	Dattoli	Faizabad	1.08	1.61	2.68	0.70	1.98
927	Nara	Faizabad	2.14	3.85	5.99	3.65	2.34
928	Rajipur	Faizabad	1.40	9.05	10.45	4.92	5.53
929	Mudadeh	Faizabad	0.82	2.50	3.31	0.74	2.57

930	Kandie kala	Faizabad	0.54	2.52	3.06	0.56	2.50
931	Patupur	Faizabad	1.63	6.26	7.89	3.67	4.22
932	Tadava	Faizabad	0.79	3.05	3.84	2.85	0.99
933	Dudi	Faizabad	0.51	3.16	3.67	2.27	1.41
934	Bodaipur	Faizabad	0.47	1.87	2.34	1.73	0.61
935	Kundukha kala	Faizabad	0.60	4.26	4.87	2.76	2.11
936	Ibrahimpur	Faizabad	0.67	3.10	3.77	1.95	1.83
937	Kotadeh	Faizabad	0.23	2.98	3.21	2.07	1.14
938	Kotiya	Faizabad	0.85	4.79	5.64	4.64	1.00
939	Vinayakpur	Faizabad	1.35	1.65	3.00	1.51	1.49
940	Atesar	Faizabad	0.36	2.47	2.84	0.94	1.89
941	Mahavan	Faizabad	2.41	6.09	8.49	3.58	4.91
942	Jagdishpur arvat	Faizabad	0.75	1.09	1.83	0.79	1.04
943	Veersahpur	Faizabad	0.21	2.59	2.80	2.49	0.31
944	Mahmadpur	Farrukhabad	0.64	1.91	2.55	1.91	0.64
945	Kadkaka	Farrukhabad	0.86	3.39	4.25	3.07	1.18
946	Aligarh	Farrukhabad	0.15	1.79	1.94	1.60	0.35
947	Khandoli	Farrukhabad	1.36	1.13	2.49	1.78	0.71
948	Bharwa	Farrukhabad	0.82	0.76	1.59	0.97	0.62
949	Bhawan	Farrukhabad	0.02	2.54	2.56	2.02	0.54
950	Hussainpur Rajpur	Farrukhabad	0.22	2.57	2.79	2.30	0.49
951	Chapra	Farrukhabad	0.26	3.44	3.70	2.92	0.78
952	Ratanpur Pamaran	Farrukhabad	0.17	1.38	1.56	1.20	0.35
953	Amritpur	Farrukhabad	1.42	15.37	16.79	14.69	2.09
954	Karanpur Dutt	Farrukhabad	0.77	7.91	8.68	7.39	1.29
955	Veerpur Hariharpur	Farrukhabad	1.09	4.58	5.67	4.95	0.72
956	Ambarpur	Farrukhabad	0.58	4.06	4.64	3.57	1.07
957	Kuberpur Kudra	Farrukhabad	0.34	2.99	3.33	2.78	0.55
958	Kharagpur	Farrukhabad	0.23	2.23	2.46	2.14	0.32
959	Kamaluddinpur	Farrukhabad	0.36	2.10	2.46	2.14	0.32
960	Seedhey Chakarpur	Farrukhabad	0.72	0.77	1.49	1.00	0.49
961	Ujaramau Naya G.	Farrukhabad	0.49	2.61	3.10	2.62	0.48
962	Rajepur Rathori	Farrukhabad	2.49	3.71	6.21	5.05	1.16
963	Shairakha Gotia	Farrukhabad	0.41	4.11	4.52	3.53	0.98
964	Vilalpur Turkhata	Farrukhabad	0.36	2.54	2.89	2.52	0.37
965	Tuvoor	Farrukhabad	0.17	1.79	1.96	1.69	0.27
966	Kolasota	Farrukhabad	0.36	1.60	1.96	1.59	0.37
967	Patti Darapur	Farrukhabad	0.66	0.87	1.53	0.52	1.01
968	Gandhi	Farrukhabad	1.57	1.34	2.91	2.46	0.45
969	Nagla Keval	Farrukhabad	0.23	2.41	2.64	1.40	1.24
970	Pithnapur	Farrukhabad	0.88	8.47	9.35	6.07	3.28
971	Darapur	Farrukhabad	0.60	2.13	2.73	2.11	0.62
972	Badanpur	Farrukhabad	0.31	1.98	2.29	1.67	0.61
973	Dabri	Farrukhabad	0.58	1.48	2.06	1.53	0.53
974	Kanchanpur	Farrukhabad	0.57	1.04	1.61	0.84	0.77
975	Rampur Yograjpur	Farrukhabad	0.19	1.57	1.76	1.49	0.27
976	Bhudia Bhera	Farrukhabad	0.23	3.17	3.40	1.62	1.77
977	Cachupur Jatpura	Farrukhabad	0.35	3.01	3.37	1.59	1.78
978	Jainapur	Farrukhabad	0.25	3.11	3.36	2.19	1.17
979	Hussainpur Hadai	Farrukhabad	0.19	4.59	4.78	4.54	0.24
980	Sikandarpur	Farrukhabad	0.17	4.76	4.93	3.85	1.08
981	Veersingh pur	Farrukhabad	1.04	1.69	2.73	2.39	0.34

982	Aasampur	Farrukhabad	0.18	4.54	4.73	3.94	0.78
983	Partapur Kala	Farrukhabad	0.48	3.97	4.44	3.54	0.91
984	Fakarpur	Farrukhabad	0.18	2.70	2.88	2.47	0.41
985	Valipatti Ranigavn	Farrukhabad	0.18	5.20	5.38	4.71	0.67
986	Nagla husa	Farrukhabad	0.39	9.14	9.53	6.74	2.79
987	Daulatpur Chakai	Farrukhabad	0.27	2.80	3.08	2.85	0.23
988	Hameerpur Sone	Farrukhabad	0.20	6.52	6.72	5.94	0.78
989	Maaupur Chautasi	Farrukhabad	0.25	2.29	2.55	1.85	0.69
990	Nagria Jawahar	Farrukhabad	0.35	3.48	3.83	2.75	1.08
991	Kubairpur Kutulpur	Farrukhabad	0.44	6.02	6.47	5.55	0.92
992	Chakdhata	Fatehpur	0.75	1.71	2.46	2.20	0.26
993	Kaikie	Fatehpur	0.07	3.35	3.42	3.14	0.28
994	Mansurpur	Fatehpur	0.47	3.95	4.42	3.44	0.98
995	Rajmastpur	Fatehpur	0.33	3.74	4.08	2.65	1.43
996	Sultangarh	Fatehpur	3.05	3.56	6.61	1.45	5.16
997	Dada Amoli	Fatehpur	2.25	2.47	4.72	3.25	1.47
998	Mahoie	Fatehpur	0.39	5.38	5.77	3.02	2.75
999	Mohammadpur Kala	Fatehpur	0.23	3.87	4.10	2.37	1.72
1000	Unnor	Fatehpur	0.17	4.63	4.79	2.90	1.90
1001	Kaikie	Fatehpur	0.27	2.78	3.05	1.36	1.69
1002	Keshevpur	Fatehpur	0.26	2.45	2.70	0.55	2.16
1003	Ghari	Fatehpur	1.12	2.38	3.50	1.30	2.20
1004	Tenduli Lakhipur	Fatehpur	1.24	1.40	2.63	2.11	0.52
1005	Bikham pur	Fatehpur	0.31	0.92	1.23	0.34	0.88
1006	Gaura	Fatehpur	3.09	3.29	6.38	2.12	4.27
1007	Sahnazpur	Fatehpur	2.12	2.66	4.78	1.44	3.34
1008	Behta	Fatehpur	1.97	1.80	3.77	2.01	1.76
1009	Bharatpur	Fatehpur	1.10	2.76	3.87	2.08	1.79
1010	Davatpur	Fatehpur	0.76	1.90	2.66	2.01	0.65
1011	Sonakhera	Fatehpur	0.56	3.07	3.63	2.74	0.89
1012	Chakmara	Fatehpur	0.02	1.94	1.96	1.71	0.25
1013	Rasulpur Vaisapur	Fatehpur	0.32	1.11	1.42	0.82	0.61
1014	Dhakoli	Fatehpur	1.10	1.93	3.03	1.14	1.89
1015	Bhaduri	Fatehpur	0.91	1.40	2.31	2.04	0.27
1016	Rasulpur	Fatehpur	1.05	2.92	3.97	1.77	2.20
1017	Manipur	Fatehpur	2.52	0.94	3.47	1.66	1.81
1018	Ahmadpur	Fatehpur	0.56	0.96	1.52	1.04	0.48
1019	Sahipur	Fatehpur	1.45	1.51	2.96	1.56	1.40
1020	Dhanipur	Fatehpur	0.32	3.31	3.63	2.18	1.44
1021	Bara	Fatehpur	0.46	2.40	2.86	0.72	2.14
1022	Sijoli	Fatehpur	0.93	6.69	7.63	1.01	6.62
1023	Dhorhara	Fatehpur	0.41	2.03	2.44	1.06	1.38
1024	Baniyani	Fatehpur	0.45	1.11	1.56	1.10	0.46
1025	Gopalpur Dhadora	Fatehpur	0.08	2.16	2.24	1.60	0.64
1026	Rauri	Fatehpur	0.81	3.56	4.38	2.35	2.03
1027	Ajamatpur	Fatehpur	1.11	1.42	2.54	1.33	1.21
1028	Sarai Mohan	Fatehpur	2.10	1.78	3.88	0.58	3.30
1029	Sujanpur	Fatehpur	0.56	5.69	6.25	4.55	1.70
1030	Ladigavan	Fatehpur	0.49	2.62	3.11	1.37	1.74
1031	Korari	Fatehpur	0.40	1.63	2.03	0.81	1.22
1032	Vainu	Fatehpur	0.28	2.75	3.02	2.47	0.55
1033	Naricha	Fatehpur	0.08	2.31	2.39	1.87	0.52

1034	Khurmavar	Fatehpur	0.26	1.42	1.68	0.99	0.69
1035	Himmatpur	Fatehpur	0.28	0.69	0.98	0.86	0.12
1036	Cchcha	Fatehpur	0.73	1.51	2.24	1.22	1.02
1037	Pamrauli	Fatehpur	0.77	1.58	2.36	0.77	1.59
1038	Fatehnagar karmusa	Fatehpur	0.15	2.64	2.79	1.04	1.75
1039	Chak Rasulabad	Fatehpur	0.87	1.23	2.10	1.30	0.80
1040	Sona Varsa	Fatehpur	0.49	2.19	2.68	0.46	2.22
1041	Korak	Fatehpur	0.76	3.36	4.11	1.44	2.67
1042	Mamrajpur	Fatehpur	1.12	1.74	2.86	1.24	1.62
1043	Okhra Kunvarpur	Fatehpur	0.79	4.22	5.02	1.23	3.78
1044	Koriya	Fatehpur	0.10	2.99	3.09	2.90	0.19
1045	Pahur	Fatehpur	0.80	4.92	5.72	4.30	1.42
1046	Karanpur	Fatehpur	0.67	0.60	1.27	1.03	0.24
1047	Haiderfar letally	Fatehpur	0.25	2.08	2.33	1.21	1.12
1048	Hasimpur Bhedpur	Fatehpur	0.49	6.80	7.29	5.47	1.82
1049	Sangav	Fatehpur	3.49	3.38	6.87	3.38	3.49
1050	Chittampur	Fatehpur	1.31	1.84	3.15	1.77	1.38
1051	Asva Bakshpur	Fatehpur	1.24	1.20	2.43	1.38	1.05
1052	Baroha	Fatehpur	1.17	7.30	8.47	6.06	2.41
1053	Churiyani	Fatehpur	1.87	2.87	4.74	1.23	3.51
1054	Samiyana	Fatehpur	2.37	2.48	4.85	1.15	3.70
1055	Dundara	Fatehpur	3.62	1.69	5.30	3.21	2.09
1056	Lakhpura	Fatehpur	1.71	0.47	2.18	1.21	0.97
1057	Abdullahapur Dhuri	Fatehpur	1.03	1.88	2.91	2.60	0.32
1058	Dhrampur sato	Fatehpur	2.25	4.56	6.80	5.72	1.08
1059	Karamchandpur	Fatehpur	0.20	2.45	2.64	2.22	0.43
1060	Beti Saddat	Fatehpur	0.35	3.48	3.83	2.28	1.55
1061	Khunta	Fatehpur	0.02	4.01	4.04	3.01	1.03
1062	Alamganj	Fatehpur	0.64	3.38	4.02	3.02	1.00
1063	Kansakhera	Fatehpur	0.58	3.08	3.67	2.98	0.69
1064	Pipori	Fatehpur	0.76	0.91	1.67	1.30	0.37
1065	Bhadrav	Fatehpur	0.12	13.06	13.17	9.63	3.54
1066	Sarkandi	Fatehpur	0.58	2.72	3.30	1.67	1.63
1067	Amena	Fatehpur	1.40	3.35	4.74	1.74	3.00
1068	Dariyabad	Fatehpur	1.06	0.85	1.92	1.43	0.48
1069	Tapni	Fatehpur	1.14	3.61	4.75	2.52	2.24
1070	Pratappur	Fatehpur	0.60	4.11	4.72	3.70	1.02
1071	Phulvamau	Fatehpur	1.74	3.27	5.01	2.23	2.78
1072	Alampur	Fatehpur	0.32	1.15	1.47	0.65	0.82
1073	Odaira	Fatehpur	0.25	2.51	2.77	1.39	1.38
1074	Pandri	Fatehpur	0.90	3.21	4.11	2.27	1.84
1075	Bamrholi	Fatehpur	0.91	3.59	4.50	2.80	1.70
1076	Beraghadiva	Fatehpur	0.96	4.82	5.78	3.59	2.19
1077	Ahmadpur	Fatehpur	0.31	2.96	3.27	2.05	1.23
1078	Aheva	Fatehpur	0.51	1.36	1.86	1.12	0.75
1079	Somora	Fatehpur	0.23	1.51	1.73	0.41	1.32
1080	Haibatpur	Fatehpur	0.85	3.23	4.08	2.46	1.62
1081	Mohammdi	Fatehpur	0.53	3.97	4.50	2.74	1.76
1082	Kaithrva	Fatehpur	0.14	3.69	3.83	2.28	1.55
1083	Badagoan	Fatehpur	0.17	4.32	4.49	2.78	1.71
1084	Bacchimai	Firozabad	0.59	1.43	2.01	0.77	1.24
1085	Uajrai	Firozabad	0.32	1.55	1.87	1.31	0.56

1086	Verai Jahanabad	Firozabad	0.06	1.35	1.41	0.60	0.81
1087	Pariharmau	Firozabad	0.44	2.69	3.13	2.31	0.82
1088	Aravan Khurd	Firozabad	0.79	2.60	3.38	1.37	2.02
1089	Jaibhi	Firozabad	0.67	2.04	2.71	1.16	1.56
1090	Mawali	Firozabad	1.06	1.35	2.41	1.33	1.07
1091	Sarain Murlidhar	Firozabad	0.70	0.56	1.25	0.80	0.46
1092	Salaimpur Karva	Firozabad	1.75	0.88	2.64	1.81	0.82
1093	Malapur Shajahan	Firozabad	0.81	0.75	1.56	0.85	0.71
1094	Aarepur	Firozabad	0.37	1.05	1.43	0.65	0.78
1095	Lohrai	Firozabad	0.36	1.18	1.54	0.82	0.72
1096	Jaihmatpur	Firozabad	0.30	1.25	1.55	0.72	0.83
1097	Sirsha Khas	Firozabad	1.68	11.87	13.55	8.39	5.16
1098	Islakhpur	Firozabad	0.61	1.73	2.34	1.44	0.90
1099	Ghur Samaspur	Firozabad	0.56	2.16	2.71	1.38	1.33
1100	Khodarai	Firozabad	0.95	2.21	3.17	1.72	1.44
1101	Todasi	Firozabad	0.72	1.42	2.13	0.33	1.80
1102	Kutukpur	Firozabad	0.07	4.79	4.86	3.58	1.28
1103	Bhandri	Firozabad	0.31	3.38	3.69	2.72	0.97
1104	Lakhnai	Firozabad	1.65	0.89	2.54	1.25	1.29
1105	Nanemau	Firozabad	1.46	0.45	1.91	1.52	0.39
1106	Rajaura	Firozabad	0.45	3.34	3.79	3.15	0.64
1107	Keshri	Firozabad	1.41	3.09	4.50	3.04	1.46
1108	Kyarmau Hargan	Firozabad	1.71	0.44	2.15	1.71	0.44
1109	Dhunpai	Firozabad	0.46	2.40	2.86	2.04	0.82
1110	Karori Sarhad	Firozabad	0.94	4.87	5.80	4.46	1.34
1111	Prithvi pur	Firozabad	0.11	2.50	2.61	1.50	1.10
1112	Nayan	Firozabad	0.26	1.79	2.05	1.47	0.58
1113	Valipur	Firozabad	0.12	1.47	1.59	1.09	0.50
1114	Muzafar pur	Firozabad	0.04	1.12	1.16	0.47	0.69
1115	Khodrai	Firozabad	0.95	2.21	3.17	1.72	1.44
1116	Todsi	Firozabad	0.72	1.42	2.13	0.33	1.80
1117	Kutukpur	Firozabad	0.07	4.79	4.86	3.58	1.28
1118	Bhandri	Firozabad	0.31	3.38	3.69	2.72	0.97
1119	Lakhnaie	Firozabad	1.65	0.89	2.54	1.25	1.29
1120	Naniamau	Firozabad	1.46	0.45	1.91	1.52	0.39
1121	Rajora	Firozabad	0.45	3.34	3.79	3.15	0.64
1122	Kaiserri	Firozabad	1.41	3.09	4.50	3.04	1.46
1123	Syaramau	Firozabad	1.71	0.44	2.15	1.71	0.44
1124	Indria	Firozabad	0.23	2.78	3.01	2.16	0.85
1125	Biltigarh	Firozabad	0.63	7.60	8.23	7.43	0.80
1126	Sandalpur	Firozabad	0.18	1.50	1.68	1.29	0.39
1127	Bhamai	Firozabad	0.22	2.31	2.52	1.24	1.28
1128	Kasamjara hamai	Firozabad	0.13	2.03	2.16	1.04	1.12
1129	Behrampur	Gazipur	0.29	3.19	3.48	0.81	2.67
1130	Kharrona	Ghazipur	0.03	2.10	2.12	1.55	0.58
1131	Khanpur	Ghazipur	1.45	3.08	4.53	0.40	4.13
1132	Gajadharpur	Ghazipur	0.13	1.24	1.37	1.30	0.07
1133	Gadnapur	Ghazipur	0.10	0.77	0.88	0.60	0.28
1134	Gori	Ghazipur	0.27	0.98	1.24	0.80	0.45
1135	Bujurg	Ghazipur	0.30	2.49	2.78	1.73	1.05
1136	Hardaspur Kafi	Ghazipur	0.11	1.33	1.44	0.82	0.62
1137	Hala	Ghazipur	0.09	2.94	3.03	2.74	0.28

1138	Sarai Gokul	Ghazipur	0.34	5.54	5.89	4.38	1.51
1139	Bishanpur Tandva	Ghazipur	0.31	4.78	5.10	3.33	1.76
1140	Modhima	Ghazipur	0.57	2.11	2.68	0.91	1.77
1141	Gorari	Ghazipur	0.80	3.24	4.04	3.25	0.80
1142	Sarai Manikraj	Ghazipur	0.08	1.56	1.64	0.75	0.89
1143	Ludipur	Ghazipur	0.15	1.54	1.69	0.48	1.22
1144	Chillona Kala	Ghazipur	0.24	1.34	1.58	0.94	0.64
1145	Jabranpur	Ghazipur	1.11	1.58	2.69	0.83	1.86
1146	Ichwal	Ghazipur	0.17	1.79	1.96	1.72	0.24
1147	Annoni	Ghazipur	0.10	2.54	2.64	2.17	0.47
1148	Korooti	Ghazipur	1.17	0.93	2.09	0.64	1.45
1149	Gurrani	Ghazipur	0.53	4.18	4.71	2.58	2.13
1150	Kundursipur	Ghazipur	0.12	2.54	2.66	1.83	0.83
1151	Harihar pur	Ghazipur	0.03	2.95	2.98	2.87	0.11
1152	Goospur	Ghazipur	0.50	3.99	4.49	4.46	0.03
1153	Alimapur	Ghazipur	0.02	1.88	1.89	1.28	0.62
1154	Ahalladpur	Ghazipur	0.01	2.25	2.26	1.86	0.40
1155	Taraiyan	Ghazipur	0.02	3.41	3.43	2.16	1.27
1156	Tajpur Maullana	Ghazipur	0.28	1.64	1.92	1.63	0.29
1157	Iteha	Ghazipur	0.54	0.61	1.15	1.09	0.06
1158	Ameheta	Ghazipur	0.02	2.87	2.89	2.29	0.60
1159	Allapachak	Ghazipur	0.08	2.12	2.19	1.28	0.92
1160	Dahan	Ghazipur	1.07	1.28	2.35	1.05	1.30
1161	Dahra kala	Ghazipur	0.65	2.18	2.83	0.50	2.33
1162	Jalipur	Ghazipur	0.51	3.06	3.57	2.55	1.03
1163	Ameda	Ghazipur	0.76	2.14	2.90	1.16	1.74
1164	Uahrara khurd	Ghazipur	0.32	0.69	1.01	0.00	1.01
1165	lesopur	Ghazipur	0.65	1.12	1.77	0.80	0.97
1166	Kaithwali	Ghazipur	0.59	2.32	2.91	1.56	1.35
1167	Tandva Tappa Sori	Ghazipur	0.70	2.56	3.26	2.04	1.22
1168	Masudpur	Ghazipur	0.37	3.48	3.86	3.28	0.58
1169	Kasba Dayalpur	Ghazipur	0.12	2.22	2.34	2.04	0.29
1170	Pareva	Ghazipur	0.08	2.10	2.18	1.52	0.67
1171	Tilsada	Ghazipur	0.57	3.32	3.89	3.11	0.78
1172	Baseva	Ghazipur	0.01	3.38	3.40	3.14	0.25
1173	Dhava Muhabbatpur	Ghazipur	3.87	1.71	5.58	1.19	4.39
1174	Chakwakar	Ghazipur	0.25	2.04	2.29	1.97	0.32
1175	Ratebpur	Ghazipur	0.04	1.55	1.59	0.81	0.77
1176	Manihari	Ghazipur	0.32	1.99	2.32	1.65	0.67
1177	Harroli	Ghazipur	0.32	3.73	4.05	2.43	1.63
1178	Bhaddora urf Dhei	Ghazipur	0.11	2.46	2.56	2.41	0.15
1179	Sikhdi	Ghazipur	0.85	2.53	3.38	1.38	2.00
1180	Khotapur	Ghazipur	0.72	4.59	5.31	3.60	1.70
1181	Indrapur Hidi	Ghazipur	0.16	2.43	2.58	2.15	0.43
1182	Chora	Ghazipur	0.70	2.68	3.38	2.96	0.42
1183	Allavalpur	Ghazipur	0.36	2.63	2.99	1.54	1.45
1184	Firozapur	Ghazipur	0.24	1.69	1.93	1.53	0.40
1185	Hansrajpur	Ghazipur	0.14	0.98	1.12	0.88	0.24
1186	Bamnoli	Ghazipur	0.05	1.32	1.36	1.28	0.08
1187	Karkapur	Ghazipur	0.45	4.77	5.23	3.72	1.51
1188	Chak Mehtab	Ghazipur	0.20	3.85	4.05	3.24	0.81
1189	Bariemara	Ghazipur	0.18	3.18	3.36	2.29	1.07

1190	Mardanpur	Ghazipur	0.08	2.46	2.53	1.97	0.57
1191	Rampur Jeevan	Ghazipur	0.36	3.25	3.62	2.62	1.00
1192	Mubarak pur	Ghazipur	0.29	3.28	3.57	3.52	0.05
1193	Akrav	Ghazipur	0.13	1.99	2.12	1.95	0.17
1194	Naseer pur	Ghazipur	0.10	4.42	4.53	2.71	1.81
1195	Yusufpur	Ghazipur	0.13	5.88	6.01	5.40	0.61
1196	Madhuban	Ghazipur	0.22	4.60	4.81	3.28	1.53
1197	Ranjeet pur	Ghazipur	0.22	4.61	4.83	4.60	0.22
1198	Para	Ghazipur	0.81	3.33	4.14	3.37	0.78
1199	Sarai Govind	Ghazipur	0.78	3.79	4.57	3.75	0.81
1200	Saroli Pahipiya	Ghazipur	1.00	5.35	6.34	5.27	1.07
1201	Saiziya	Gonda	1.18	1.34	2.52	0.54	1.98
1202	Gohani	Gonda	5.32	2.63	7.95	0.81	7.13
1203	Dhorra Dhar	Gonda	0.36	1.91	2.28	0.58	1.70
1204	Bheram pur	Gonda	2.30	3.68	5.98	2.53	3.44
1205	Rakrona	Gonda	1.91	4.82	6.73	3.41	3.32
1206	Akbarpur	Gonda	0.08	1.92	2.00	0.55	1.45
1207	Lakshmanpur	Gonda	0.77	1.27	2.05	1.66	0.39
1208	Jamtha	Gonda	2.78	3.09	5.87	3.98	1.89
1209	Khazuri	Gonda	3.14	1.84	4.99	3.76	1.23
1210	Pathar	Gonda	1.57	2.55	4.13	1.99	2.14
1211	Khanpur	Gonda	3.30	0.79	4.09	2.47	1.62
1212	Karonda	Gonda	0.86	1.78	2.64	1.33	1.31
1213	Bhrahapara	Gonda	0.25	1.35	1.60	1.59	0.01
1214	Bailema	Gonda	1.10	1.95	3.05	0.52	2.53
1215	Udaypur Grant	Gonda	1.08	1.54	2.62	1.08	1.54
1216	Birhatpur	Gonda	0.32	1.83	2.15	1.41	0.73
1217	Sigehachanda	Gonda	2.12	2.79	4.92	1.64	3.28
1218	Piprirohua	Gonda	0.61	4.02	4.63	3.32	1.31
1219	Chivraha	Gonda	0.33	2.44	2.77	1.61	1.16
1220	Narayanpur	Gonda	0.79	4.27	5.06	4.70	0.37
1221	Hollapur	Gonda	0.10	2.78	2.88	2.32	0.56
1222	Chandapur	Gonda	1.21	4.77	5.98	3.70	2.28
1223	Mazaara	Gonda	1.08	5.70	6.78	5.34	1.44
1224	Kodar	Gonda	1.17	3.24	4.41	0.77	3.65
1225	Karda	Gonda	1.17	7.36	8.53	4.68	3.84
1226	Achalpur	Gonda	0.13	1.46	1.59	1.41	0.18
1227	IlNapur	Gonda	1.75	1.48	3.23	2.81	0.42
1228	Bhittoli	Hardoi	0.61	3.54	4.15	3.48	0.67
1229	Malliya	Hardoi	1.48	4.23	5.70	4.31	1.40
1230	Sanaie	Hardoi	0.20	3.24	3.44	2.37	1.07
1231	Attsaliya	Hardoi	2.09	5.48	7.58	6.32	1.25
1232	Mitto	Hardoi	0.44	3.02	3.45	3.15	0.30
1233	Mehgavan	Hardoi	1.85	15.34	17.19	13.48	3.71
1234	Saank	Hardoi	1.10	12.41	13.50	6.28	7.22
1235	Mandoli	Hardoi	1.03	4.82	5.85	4.13	1.72
1236	Teloiya Kala	Hardoi	0.59	5.41	6.00	4.57	1.43
1237	Talloli	Hardoi	0.92	5.61	6.52	5.80	0.72
1238	Terva Chandpur	Hardoi	0.90	3.67	4.56	3.13	1.43
1239	Birori	Hardoi	1.14	4.17	5.31	3.14	2.17
1240	Hasnapur	Hardoi	1.41	3.79	5.21	3.05	2.16
1241	Rara	Hardoi	0.68	17.17	17.84	15.34	2.51

1242	Bhilari	Hardoi	0.81	3.22	4.03	3.46	0.57
1243	Barvan	Hardoi	0.89	4.03	4.92	4.11	0.81
1244	Bajpur Naktaura	Hardoi	2.94	5.36	8.30	6.41	1.88
1245	Bavan	Hardoi	2.80	28.94	31.74	23.88	7.87
1246	Nokara	Jaunpur	0.15	1.49	1.64	0.96	0.68
1247	Vaseerpur	Jaunpur	0.26	2.36	2.62	2.27	0.35
1248	Budhipur	Jaunpur	0.55	2.72	3.27	3.00	0.27
1249	Kuntupur	Jaunpur	0.46	1.98	2.45	1.76	0.69
1250	Ramnagar -I	Jaunpur	0.85	2.49	3.34	2.41	0.93
1251	Jogapur	Jaunpur	0.20	1.92	2.12	1.40	0.72
1252	Khanpur	Jaunpur	0.73	3.86	4.59	4.33	0.26
1253	Kammarpur	Jaunpur	0.30	1.82	2.12	1.67	0.45
1254	Gopalpur	Jaunpur	0.16	2.28	2.45	2.11	0.34
1255	Nabhipur	Jaunpur	0.48	1.91	2.38	1.68	0.70
1256	Kaimora	Jaunpur	0.01	1.61	1.62	1.20	0.41
1257	Kaiwati kala	Jaunpur	0.98	0.93	1.91	0.60	1.31
1258	Dayalpur	Jaunpur	0.41	1.50	1.90	1.76	0.14
1259	Bhula	Jaunpur	1.15	3.38	4.53	3.79	0.74
1260	Muradpur Kotila	Jaunpur	1.19	2.97	4.15	3.51	0.65
1261	Mahda	Jaunpur	0.36	4.83	5.19	3.21	1.98
1262	Anusar	Jaunpur	0.57	1.44	2.01	1.36	0.65
1263	Behripur Kala	Jaunpur	0.42	2.97	3.38	3.10	0.28
1264	Pattidayal	Jaunpur	1.95	2.34	4.28	3.32	0.96
1265	Udaypur Golhava	Jaunpur	1.21	6.94	8.15	7.66	0.49
1266	Marumpur	Jaunpur	0.40	2.20	2.60	1.76	0.84
1267	Udaypur Drampur	Jaunpur	1.00	1.78	2.78	2.19	0.59
1268	Roopchandpur	Jaunpur	0.27	0.90	1.17	0.62	0.55
1269	Naivada Mukhlispue	Jaunpur	0.18	4.33	4.51	3.41	1.09
1270	Sirauli	Jaunpur	0.06	2.82	2.88	1.96	0.92
1271	Zamalapur	Jaunpur	1.15	1.19	2.34	1.74	0.60
1272	Kummapur	Jaunpur	0.26	0.82	1.08	0.78	0.30
1273	Uttarpatti	Jaunpur	0.66	4.28	4.94	2.51	2.43
1274	Sarain Gunja	Jaunpur	0.12	1.51	1.64	1.19	0.44
1275	Binduakala	Jaunpur	0.11	0.94	1.05	0.62	0.44
1276	Dandrapur	Jaunpur	0.21	3.30	3.50	2.21	1.30
1277	Bhaluaati	Jaunpur	0.45	2.94	3.40	1.08	2.31
1278	Purani Bazar	Jaunpur	0.48	2.86	3.33	0.95	2.38
1279	Jamaupatti	Jaunpur	2.33	5.83	8.16	6.00	2.15
1280	Durgolikalan	Jaunpur	0.15	2.98	3.13	2.82	0.31
1281	Vasapur	Jaunpur	0.01	2.34	2.35	0.59	1.75
1282	Durgoli Khurd	Jaunpur	0.80	3.27	4.07	2.67	1.40
1283	Kamalpur	Jaunpur	0.22	2.66	2.88	1.79	1.09
1284	Nayakpur	Jaunpur	0.07	1.60	1.66	1.58	0.08
1285	Madhupur	Jaunpur	2.03	1.20	3.24	2.23	1.01
1286	Duhavar	Jaunpur	0.54	3.70	4.23	3.30	0.93
1287	Biddori	Jaunpur	0.05	2.36	2.41	2.23	0.17
1288	Lakhapur	Jaunpur	0.25	1.24	1.49	1.06	0.43
1289	Guhvan	Jaunpur	0.43	3.97	4.40	4.34	0.06
1290	Horiya	Jaunpur	0.19	1.51	1.70	1.68	0.02
1291	Barie Kala	Jaunpur	1.00	2.19	3.18	2.31	0.87
1292	Kudhuva	Jaunpur	0.63	1.06	1.69	1.05	0.64
1293	Jaithpura	Jaunpur	3.69	0.23	3.92	2.35	1.57

1294	Behri	Jaunpur	0.25	1.46	1.71	0.26	1.44
1295	Bangoan Patti	Jaunpur	0.93	2.46	3.39	2.59	0.79
1296	Shahpur	Jaunpur	0.56	3.96	4.52	2.05	2.47
1297	Rajapur	Jaunpur	0.27	0.89	1.16	0.75	0.40
1298	Siroli	Jaunpur	0.06	2.82	2.88	1.96	0.92
1299	Jamalpur	Jaunpur	1.15	1.19	2.34	1.74	0.60
1300	Kumbhapur	Jaunpur	0.26	0.82	1.08	0.78	0.30
1301	Chattiskala	Jaunpur	0.66	4.28	4.94	2.51	2.43
1302	Rajapur	Jaunpur	0.27	0.89	1.16	0.75	0.40
1303	Bilari Karke	Jhansi	0.59	2.19	2.78	2.14	0.64
1304	Patha	Jhansi	0.24	1.76	2.00	1.39	0.61
1305	Hardua	Jhansi	0.42	2.31	2.74	1.98	0.76
1306	Jauri	Jhansi	0.66	1.81	2.46	1.90	0.56
1307	Iskil Bujurg	Jhansi	0.64	3.77	4.41	3.96	0.45
1308	Maharajganj Dahri	Jhansi	0.77	3.41	4.18	2.89	1.29
1309	Bhallapur	Jhansi	0.19	4.44	4.62	4.12	0.50
1310	Jarhakala	Jhansi	0.15	2.08	2.23	1.19	1.04
1311	Billeri Khet	Jhansi	0.71	1.42	2.13	1.65	0.49
1312	Badera	Jhansi	0.22	1.74	1.97	1.24	0.73
1313	Karai	Jhansi	1.59	3.77	5.36	4.40	0.95
1314	Saresa	Jhansi	1.84	6.54	8.38	6.57	1.80
1315	Khillee Jhansi	Jhansi	0.60	1.54	2.14	0.99	1.15
1316	Kandura	Jhansi	1.15	1.48	2.62	0.58	2.04
1317	Jakhora	Jhansi	0.25	2.85	3.10	1.60	1.49
1318	Gada	Jhansi	0.19	2.22	2.42	1.40	1.02
1319	Chevanta	Jhansi	0.54	3.74	4.28	3.37	0.92
1320	Budheraghat	Jhansi	0.85	2.99	3.84	2.54	1.30
1321	Madorakalan	Jhansi	0.33	2.77	3.10	2.78	0.32
1322	Puliya	Jhansi	0.21	2.32	2.53	1.86	0.67
1323	Rave	Jhansi	0.15	2.42	2.57	1.34	1.23
1324	Varmine	Jhansi	0.38	3.91	4.29	3.03	1.27
1325	Chappar	Jhansi	0.59	2.02	2.61	1.36	1.26
1326	Jaswantpura	Jhansi	3.13	3.99	7.12	3.10	4.02
1327	Nagra	Jhansi	0.30	1.47	1.77	1.29	0.48
1328	Hiranagar	Jhansi	0.20	2.50	2.71	1.75	0.96
1329	Ladawara	Jhansi	1.29	2.10	3.39	1.88	1.50
1330	Achauram	Jhansi	0.34	2.32	2.66	2.52	0.14
1331	Attruan	Jhansi	1.62	3.55	5.17	4.87	0.30
1332	Dikoli	Jhansi	0.93	2.57	3.50	3.09	0.40
1333	Kuraitha	Jhansi	0.93	4.01	4.94	4.37	0.56
1334	Paharpur state	Jhansi	1.17	3.38	4.55	3.18	1.37
1335	Pachovai	Jhansi	0.31	2.83	3.14	1.76	1.38
1336	Sutta	Jhansi	1.74	5.86	7.60	7.33	0.26
1337	Goti	Jhansi	2.33	3.46	5.79	4.32	1.47
1338	Jhabra	Jhansi	0.53	3.53	4.05	3.55	0.50
1339	Gota Kabula	Jhansi	0.57	1.82	2.39	1.44	0.94
1340	Chitguan	Jhansi	1.31	2.14	3.45	1.07	2.38
1341	Budawali	Jhansi	1.12	2.50	3.62	3.01	0.60
1342	Lakhan	Jhansi	0.32	2.29	2.60	1.11	1.49
1343	Simeriya	Jhansi	0.60	4.42	5.01	1.86	3.16
1344	Saisa	Jhansi	1.38	6.48	7.86	4.75	3.11
1345	Bawai	Jhansi	0.05	2.17	2.22	1.46	0.76

1346	Fatehpur state	Jhansi	0.08	2.77	2.85	2.00	0.85
1347	Dhorka	Jhansi	0.77	2.28	3.05	2.14	0.91
1348	Sikendra	Jhansi	1.02	2.21	3.23	2.18	1.05
1349	Punch	Jhansi	1.59	6.15	7.73	4.91	2.82
1350	Baroda	Jhansi	1.54	2.61	4.15	3.37	0.79
1351	Salien	Jhansi	3.91	8.01	11.92	8.09	3.83
1352	Lohagarh	Jhansi	3.98	8.93	12.90	10.24	2.66
1353	Astha	Jhansi	2.14	4.41	6.55	5.24	1.31
1354	Bairokhar	Jhansi	0.51	3.33	3.84	3.31	0.53
1355	Garhwai	Jhansi	0.33	2.66	2.99	2.54	0.44
1356	Farida	Jhansi	0.24	1.67	1.91	1.29	0.62
1357	Lamaira	Jhansi	0.79	2.48	3.26	2.18	1.08
1358	Simrdha	Jhansi	1.00	3.59	4.59	2.25	2.35
1359	Shajahanpur	Jhansi	0.21	4.48	4.70	3.54	1.15
1360	Imeliya state	Jhansi	0.11	2.32	2.43	1.79	0.64
1361	Marora Khurd	Jhansi	0.92	2.56	3.48	2.87	0.61
1362	Imeliya	Jhansi	1.57	2.50	4.06	1.32	2.75
1363	Pulgehna	Jhansi	0.75	2.74	3.49	2.15	1.35
1364	Belmakalan	Jhansi	0.47	3.42	3.89	1.83	2.07
1365	Khajuri	Jhansi	0.42	2.14	2.56	1.45	1.12
1366	Khadua	Jhansi	0.21	2.11	2.32	1.51	0.81
1367	Baval	Jhansi	1.22	2.31	3.53	2.00	1.53
1368	Ranguvan	Jhansi	0.49	2.50	2.99	1.87	1.12
1369	Banguvan	Jhansi	1.47	9.36	10.83	7.35	3.48
1370	Futera Baruasagar	Jhansi	2.15	8.07	10.22	5.04	5.18
1371	Palar	Jhansi	1.80	7.24	9.05	4.63	4.42
1372	Parsar	Jhansi	1.85	5.26	7.11	5.13	1.98
1373	Taindol	Jhansi	1.42	7.37	8.79	5.73	3.07
1374	Birguvan	Jhansi	2.46	5.48	7.94	5.03	2.90
1375	Garhmau	Jhansi	5.00	7.57	12.57	7.03	5.54
1376	Dumrai	Jhansi	0.42	9.65	10.07	9.79	0.28
1377	Kotra	Jhansi	0.53	3.30	3.84	2.72	1.12
1378	Chowkri	Jhansi	1.54	3.70	5.24	3.23	2.01
1379	Rampura	Jhansi	0.86	2.25	3.12	1.72	1.40
1380	Bhaddkara khurd	Jhansi	0.32	2.62	2.94	1.73	1.22
1381	Kakarvahi	Jhansi	0.44	4.88	5.32	2.25	3.07
1382	Durkhud	Jhansi	0.67	8.58	9.26	7.60	1.66
1383	Bhaddkara bujurg	Jhansi	0.74	3.50	4.24	3.11	1.13
1384	Singar	Jhansi	0.91	5.43	6.34	3.98	2.36
1385	Ria	Jhansi	0.52	2.63	3.15	2.51	0.64
1386	Bhujod	Jhansi	0.46	2.08	2.54	1.23	1.32
1387	Amgoan	Jhansi	0.75	2.19	2.94	1.23	1.72
1388	Saina	Jhansi	0.74	3.15	3.89	2.75	1.14
1389	Jora	Jhansi	0.30	3.63	3.94	3.27	0.66
1390	Panari	Jhansi	1.08	3.69	4.76	2.39	2.38
1391	Soraie	Jhansi	0.12	2.01	2.13	0.94	1.19
1392	Dhanora	Jhansi	0.19	3.60	3.79	2.72	1.07
1393	Gokul	Jhansi	0.54	3.98	4.52	3.00	1.53
1394	Kudri	Jhansi	0.20	2.87	3.07	2.56	0.51
1395	Alampur	Jhansi	0.69	3.00	3.69	2.08	1.61
1396	Teharoli Kila	Jhansi	0.43	4.30	4.73	3.69	1.04
1397	Teharoli Khas	Jhansi	0.86	5.75	6.61	4.88	1.73

1398	Silori	Jhansi	1.06	3.31	4.37	3.19	1.18
1399	Dhurvai	Jhansi	2.76	4.65	7.41	4.84	2.57
1400	Pasrai	Jhansi	0.81	2.07	2.88	2.55	0.33
1401	Gata	Jhansi	0.66	1.35	2.01	1.84	0.17
1402	Padvaha	Jhansi	0.82	4.40	5.22	3.14	2.08
1403	Chirra	Jhansi	0.99	3.72	4.71	3.71	1.00
1404	Bagroni	Jhansi	0.58	5.90	6.47	4.85	1.62
1405	Dugra	Jhansi	0.33	3.01	3.35	1.45	1.90
1406	Guda Dhasan	Jhansi	2.88	4.34	7.22	4.35	2.87
1407	Imlouta	Jhansi	1.21	3.57	4.78	2.72	2.06
1408	Nipan	Jhansi	1.13	5.90	7.03	4.19	2.84
1409	Nimag hana	Jhansi	1.10	1.53	2.63	1.73	0.90
1410	Barnaya	Jhansi	1.11	5.07	6.18	4.77	1.41
1411	Duttawali kala	Jhansi	0.56	1.97	2.53	1.94	0.59
1412	Chirgoan khurd	Jhansi	1.22	3.61	4.83	2.88	1.95
1413	Bagri	Jhansi	0.66	5.91	6.58	5.59	0.99
1414	Khuja	Jhansi	1.62	3.45	5.07	3.05	2.03
1415	Badokhari	Jhansi	0.77	3.91	4.68	3.53	1.15
1416	Bahadurpur	Jhansi	1.67	3.63	5.29	4.27	1.02
1417	Tharro	Jhansi	0.12	1.90	2.02	0.56	1.46
1418	Kaddor	Jhansi	0.22	3.24	3.46	2.79	0.67
1419	Sagoli	Jhansi	1.31	3.76	5.08	3.24	1.83
1420	Dekhnesher	Jhansi	0.48	2.71	3.19	2.76	0.43
1421	Khalar	Jhansi	0.54	2.50	3.05	2.60	0.44
1422	Pandori	Jhansi	1.29	2.02	3.31	2.38	0.94
1423	Talod	Jhansi	0.24	3.05	3.30	1.10	2.20
1424	Barthari	Jhansi	0.30	4.51	4.81	3.62	1.19
1425	Bharosa	Jhansi	0.86	3.06	3.92	2.01	1.91
1426	Atariya	Jhansi	0.38	2.47	2.86	2.07	0.78
1427	Sonak pura	Jhansi	0.61	3.55	4.16	1.46	2.70
1428	Besneh	Jhansi	1.85	6.19	8.04	3.59	4.45
1429	Ranapura	Jhansi	0.19	4.89	5.07	3.26	1.81
1430	Ettora	Jhansi	0.89	1.92	2.81	0.93	1.88
1431	Haiwatpura	Jhansi	0.87	1.74	2.61	2.07	0.54
1432	Bijora	Jhansi	0.99	2.63	3.62	2.61	1.01
1433	Ahrora	Jhansi	0.66	2.53	3.19	2.13	1.06
1434	Beerpura	Jhansi	0.56	3.79	4.35	3.18	1.16
1435	Tehreka	Jhansi	1.19	2.93	4.12	0.96	3.15
1436	Shajahanpur	Jhansi	0.21	4.48	4.70	3.54	1.15
1437	Imelia State	Jhansi	0.11	2.32	2.43	1.79	0.64
1438	Marora Khurd	Jhansi	0.92	2.56	3.48	2.87	0.61
1439	Imelia	Jhansi	1.57	2.50	4.06	1.32	2.75
1440	Pulgehna	Jhansi	0.75	2.74	3.49	2.15	1.35
1441	Belmakalan	Jhansi	0.47	3.42	3.89	1.83	2.07
1442	Takori	Jhansi	0.42	7.43	7.85	5.44	2.41
1443	Maleshiya	J.P.Nagar	0.03	1.38	1.41	1.11	0.30
1444	Karola	J.P.Nagar	0.26	1.24	1.50	1.38	0.12
1445	Dorala	J.P.Nagar	0.18	1.89	2.06	1.70	0.36
1446	Baseda Kanjar	J.P.Nagar	0.02	1.30	1.32	0.77	0.55
1447	Basipur	J.P.Nagar	0.18	2.26	2.45	2.08	0.37
1448	Adalpur Smadu	J.P.Nagar	0.58	3.59	4.17	2.37	1.80
1449	Panchu Sarain	J.P.Nagar	0.08	4.89	4.97	3.51	1.46

1450	Nazarpur	J.P.Nagar	0.77	3.50	4.27	2.62	1.65
1451	Hadipur kala	J.P.Nagar	0.95	3.16	4.11	2.62	1.49
1452	Kalampur	J.P.Nagar	0.91	1.80	2.72	1.53	1.19
1453	Daud sarai	J.P.Nagar	1.65	2.62	4.28	2.29	1.98
1454	Jalalpur Narayan	J.P.Nagar	1.15	2.02	3.17	1.32	1.85
1455	Mithanpur kala	J.P.Nagar	0.47	3.54	4.00	3.22	0.79
1456	Jabbarpur Sultanpur	J.P.Nagar	1.18	4.43	5.61	3.85	1.77
1457	Gangvar	J.P.Nagar	0.29	2.90	3.19	1.69	1.50
1458	Pataie Khadar	J.P.Nagar	0.45	1.09	1.55	0.72	0.83
1459	Niriyavali	J.P.Nagar	0.94	2.18	3.12	2.26	0.85
1460	Bans Ka Kala	J.P.Nagar	0.31	0.90	1.21	0.67	0.54
1461	Burawali	J.P.Nagar	0.74	2.53	3.27	1.47	1.80
1462	Kuiankhera	J.P.Nagar	0.20	2.37	2.57	2.02	0.54
1463	Rara Chandpur	J.P.Nagar	0.23	3.31	3.54	1.77	1.77
1464	Milak Akhtiyarpur	J.P.Nagar	0.42	1.27	1.69	1.10	0.59
1465	Kankar Khera	J.P.Nagar	0.77	5.87	6.65	2.05	4.60
1466	Dehri Khurram	J.P.Nagar	0.07	2.45	2.52	1.00	1.52
1467	Ahroli Mafi	J.P.Nagar	0.36	1.77	2.13	1.13	1.00
1468	Chuchola Khurd	J.P.Nagar	0.43	1.63	2.06	2.05	0.01
1469	Chulola Kala	J.P.Nagar	4.78	6.85	11.64	5.96	5.68
1470	Vishavali Mustkm	J.P.Nagar	0.30	1.56	1.85	1.55	0.30
1471	Jathpura Somali	J.P.Nagar	0.22	0.89	1.11	0.81	0.30
1472	Vasi Mustkam	J.P.Nagar	0.03	2.64	2.67	0.99	1.68
1473	Deeppur	J.P.Nagar	1.21	2.46	3.68	2.68	1.00
1474	Machrai	J.P.Nagar	1.55	2.84	4.39	3.40	0.99
1475	Rampur Bhur	J.P.Nagar	0.19	6.02	6.21	5.10	1.11
1476	Sorakha	J.P.Nagar	1.30	3.22	4.52	3.59	0.93
1477	Dhawarsi	J.P.Nagar	0.50	4.48	4.99	3.15	1.84
1478	Tigriya Nadirshah	J.P.Nagar	0.63	4.30	4.93	3.97	0.96
1479	Santhalpur	J.P.Nagar	1.03	7.15	8.18	5.55	2.63
1480	Chandan kota	J.P.Nagar	2.44	2.00	4.43	2.94	1.49
1481	Sahbazpur Dhola	J.P.Nagar	1.89	2.25	4.14	3.30	0.84
1482	Saidpur	J.P.Nagar	0.17	0.89	1.06	0.25	0.82
1483	Kail Bakri	J.P.Nagar	1.17	6.66	7.83	5.86	1.96
1484	Khedka	J.P.Nagar	0.16	1.74	1.90	1.53	0.37
1485	Phulpur Adalpur	J.P.Nagar	0.17	2.59	2.76	1.58	1.18
1486	Shadipur	J.P.Nagar	0.14	0.82	0.95	0.40	0.55
1487	Narayanpur	J.P.Nagar	0.17	3.13	3.30	3.01	0.29
1488	Fareedpur Imma	J.P.Nagar	0.35	3.32	3.67	2.25	1.42
1489	Parakhalsa	J.P.Nagar	0.19	5.24	5.43	4.94	0.49
1490	Fanddadi	J.P.Nagar	0.32	3.51	3.83	2.66	1.17
1491	Rampur taga	J.P.Nagar	0.47	1.75	2.21	1.74	0.47
1492	Neli Khedi	J.P.Nagar	0.05	2.01	2.06	1.62	0.43
1493	Dehrachak	J.P.Nagar	0.34	2.03	2.37	1.23	1.14
1494	Naogava taga	J.P.Nagar	0.37	5.92	6.29	3.79	2.50
1495	Khavadi	J.P.Nagar	0.27	2.47	2.75	1.71	1.04
1496	Munda Khera Kadar	J.P.Nagar	0.38	2.73	3.10	2.24	0.87
1497	Belna	J.P.Nagar	0.17	7.90	8.07	6.30	1.77
1498	Alipur kala	J.P.Nagar	0.19	2.32	2.51	1.88	0.64
1499	Mustafapur	J.P.Nagar	0.29	3.80	4.08	1.71	2.38
1500	Bohra	J.P.Nagar	0.16	2.56	2.72	1.35	1.37
1501	Bijeda	J.P.Nagar	0.16	3.41	3.57	1.92	1.65

1502	Sherpur	J.P.Nagar	0.09	5.34	5.43	2.98	2.45
1503	Aaripur	J.P.Nagar	0.18	0.92	1.11	0.49	0.62
1504	Bakharpur Mafi	J.P.Nagar	0.06	1.76	1.82	1.30	0.52
1505	Chohadpur Bagad	J.P.Nagar	1.02	3.36	4.38	3.25	1.13
1506	Chakanwal A	J.P.Nagar	0.59	1.66	2.25	1.92	0.33
1507	Kokapur	J.P.Nagar	0.21	1.17	1.38	1.04	0.34
1508	Jabdi	J.P.Nagar	0.80	5.46	6.26	3.35	2.90
1509	Dhanora Meer	J.P.Nagar	1.33	7.30	8.62	4.17	4.45
1510	Prithvipur Khurd	J.P.Nagar	0.82	5.10	5.92	2.99	2.93
1511	Sairalpur	J.P.Nagar	0.63	2.36	2.99	1.92	1.08
1512	Sunngarh Mafi	J.P.Nagar	0.04	2.51	2.55	2.03	0.51
1513	Mallpur Mude	J.P.Nagar	0.89	1.99	2.89	1.97	0.91
1514	Kaisara	J.P.Nagar	0.71	3.19	3.91	2.45	1.46
1515	Kaimel pur	J.P.Nagar	0.69	3.12	3.81	2.92	0.89
1516	Shahpur Raseda	J.P.Nagar	0.76	4.66	5.42	3.37	2.05
1517	Lahadbar	J.P.Nagar	0.47	6.00	6.47	4.51	1.96
1518	Chakanbala Mustk	J.P.Nagar	1.40	4.68	6.08	1.65	4.43
1519	Dehrakadar buksh	J.P.Nagar	0.75	3.50	4.25	2.09	2.16
1520	Nadnaur Mafi	J.P.Nagar	0.56	2.45	3.00	2.48	0.53
1521	Berkhera	J.P.Nagar	1.70	3.59	5.29	3.95	1.34
1522	Nanak Nagri	J.P.Nagar	0.07	1.92	1.99	0.79	1.21
1523	Bivdakala	J.P.Nagar	0.16	2.54	2.69	0.75	1.94
1524	Jalilpur Bakkal	J.P.Nagar	0.72	2.75	3.47	1.85	1.62
1525	Avvalpur	J.P.Nagar	0.33	2.75	3.08	2.17	0.91
1526	Jamuna Khas	J.P.Nagar	0.21	4.91	5.12	2.89	2.23
1527	Dehra	J.P.Nagar	0.28	1.58	1.86	1.11	0.74
1528	Rasulpur Gavri	J.P.Nagar	0.22	3.96	4.18	1.91	2.26
1529	Umari Saddat	J.P.Nagar	0.38	2.67	3.04	2.10	0.95
1530	Pelitaga	J.P.Nagar	0.07	5.29	5.36	2.74	2.62
1531	Jehal	J.P.Nagar	0.22	1.90	2.13	1.75	0.38
1532	Chakori	J.P.Nagar	0.31	1.80	2.11	1.94	0.18
1533	Badshahpur	J.P.Nagar	1.33	4.33	5.67	3.33	2.34
1534	Barkheda Mardat	J.P.Nagar	1.19	3.15	4.35	2.87	1.48
1535	Kheda	J.P.Nagar	2.01	1.95	3.95	1.52	2.43
1536	Aprola Mangoan	J.P.Nagar	3.60	1.98	5.58	2.40	3.18
1537	Rajatpur	J.P.Nagar	1.19	2.03	3.22	1.36	1.86
1538	Naseer Nagla	J.P.Nagar	1.25	3.15	4.40	2.75	1.65
1539	Sultanpur Molvi	J.P.Nagar	1.08	2.65	3.72	1.81	1.91
1540	Dariyapur Bujurg	J.P.Nagar	0.71	1.73	2.44	1.85	0.59
1541	Bajirpur	J.P.Nagar	0.41	4.12	4.53	3.33	1.20
1542	Fatehpur	J.P.Nagar	0.10	1.72	1.82	1.37	0.45
1543	Mahipura	J.P.Nagar	0.39	1.02	1.41	0.89	0.52
1544	Daulatpur kala	J.P.Nagar	0.35	0.91	1.26	0.86	0.40
1545	Tigri	J.P.Nagar	3.27	5.14	8.42	5.59	2.83
1546	Latheri	J.P.Nagar	1.53	1.53	3.06	1.78	1.28
1547	Kakathair	J.P.Nagar	3.60	3.19	6.79	5.00	1.79
1548	Kudenachak	J.P.Nagar	0.50	1.28	1.78	1.03	0.75
1549	Khayalipur	J.P.Nagar	3.36	2.22	5.58	3.39	2.18
1550	Basaille	J.P.Nagar	1.09	2.17	3.26	2.48	0.78
1551	Khai Khera	J.P.Nagar	1.24	2.83	4.06	2.57	1.50
1552	Mohraka Patti	J.P.Nagar	1.64	5.53	7.18	2.72	4.45
1553	Lakhmiya	J.P.Nagar	0.42	1.41	1.83	1.10	0.73

1554	Nagliya Mev	J.P.Nagar	1.03	3.03	4.05	2.09	1.97
1555	Shahbazpur dor	J.P.Nagar	1.44	3.71	5.16	3.27	1.89
1556	Varsavad	J.P.Nagar	0.89	1.57	2.46	1.44	1.02
1557	Fondapur	J.P.Nagar	2.02	2.25	4.27	1.71	2.56
1558	Ahraula Tejban	J.P.Nagar	0.76	3.92	4.68	1.21	3.47
1559	Faredpur ghari	J.P.Nagar	0.88	2.91	3.79	2.39	1.40
1560	Bhiknpur sumali	J.P.Nagar	0.53	1.89	2.42	1.60	0.82
1561	Sinhali Gosai	J.P.Nagar	0.17	2.63	2.80	1.62	1.19
1562	Zalalpur kala	J.P.Nagar	0.52	1.48	2.00	1.40	0.60
1563	Maheshra	J.P.Nagar	0.67	1.72	2.39	1.37	1.02
1564	Dehra ghanshyam	J.P.Nagar	0.29	2.40	2.68	1.76	0.93
1565	Gajsthal	J.P.Nagar	0.26	4.20	4.46	1.60	2.86
1566	Banskhedi	J.P.Nagar	0.61	4.07	4.68	2.28	2.40
1567	Alampur Kainch	J.P.Nagar	0.79	3.97	4.76	3.01	1.75
1568	Dhakia Bhud	J.P.Nagar	0.68	1.55	2.24	1.39	0.84
1569	Yaqabghadi	J.P.Nagar	0.46	1.28	1.74	0.90	0.84
1570	Sailampur Gosai	J.P.Nagar	0.95	3.64	4.59	2.35	2.24
1571	Lohari Khadar	J.P.Nagar	1.31	2.77	4.08	2.72	1.36
1572	Bhadora	J.P.Nagar	0.26	1.43	1.68	1.60	0.08
1573	Begpur munda	J.P.Nagar	0.67	1.62	2.29	1.43	0.86
1574	Sahidpur	J.P.Nagar	0.18	1.32	1.50	0.52	0.98
1575	Makhdumpur	J.P.Nagar	1.06	1.99	3.05	0.84	2.21
1576	Pilakund	J.P.Nagar	0.68	1.15	1.83	0.49	1.34
1577	Yahiapur	J.P.Nagar	0.82	1.02	1.84	0.53	1.30
1578	Aldehadpur	J.P.Nagar	0.35	1.09	1.44	0.64	0.80
1579	Bagadpur	J.P.Nagar	0.23	1.52	1.75	0.64	1.11
1580	Gajana	J.P.Nagar	0.19	1.18	1.37	0.43	0.94
1581	Akbarpur patti	J.P.Nagar	1.24	2.19	3.43	1.45	1.98
1582	Rampur	J.P.Nagar	0.27	1.75	2.01	0.77	1.24
1583	Koral	J.P.Nagar	1.01	2.88	3.89	1.61	2.29
1584	Dakka	J.P.Nagar	0.27	1.31	1.58	0.40	1.18
1585	Khandsal kala	J.P.Nagar	0.50	1.32	1.82	1.07	0.75
1586	Mohsanpur	J.P.Nagar	0.05	3.93	3.97	1.70	2.28
1587	Jajru	J.P.Nagar	0.97	3.84	4.82	2.22	2.60
1588	Gadiapah	Kannauj	0.83	3.02	3.85	2.44	1.41
1589	Bautham	Kannauj	0.73	5.74	6.47	4.26	2.21
1590	Salaimpur	Kannauj	1.42	4.44	5.86	4.09	1.77
1591	Allhaddapur	Kannauj	0.33	1.22	1.55	0.61	0.94
1592	Khadeni	Kannauj	1.23	6.20	7.43	4.45	2.98
1593	Roop pur	Kannauj	0.47	2.85	3.31	2.15	1.17
1594	Sairekh D.	Kannauj	0.47	2.31	2.77	2.15	0.62
1595	Devpuri	Kannauj	0.38	2.69	3.07	2.41	0.66
1596	Sakraba	Kannauj	3.44	10.70	14.14	10.02	4.12
1597	Kayampur	Kannauj	0.38	2.81	3.19	2.22	0.97
1598	Gorakhpur	Kannauj	0.81	4.99	5.80	3.23	2.57
1599	Bahadur pur Ujaina	Kannauj	0.74	1.35	2.09	1.22	0.87
1600	Bhadharpur	Kannauj	0.36	3.73	4.09	2.90	1.19
1601	Salempur Vara	Kannauj	1.68	1.16	2.84	1.28	1.56
1602	Ritukala	Kannauj	0.57	3.07	3.64	2.37	1.27
1603	Maani Mau	Kannauj	3.24	2.06	5.30	2.58	2.72
1604	Aati	Kannauj	0.69	4.06	4.75	4.01	0.75
1605	Bansra Mau	Kannauj	0.71	3.40	4.11	2.83	1.28

1606	Jasoli	Kannauj	1.41	3.25	4.66	2.40	2.26
1607	Sahja pur	Kannauj	0.64	4.26	4.90	3.89	1.01
1608	Bahadur pur	Kannauj	1.41	5.07	6.48	3.74	2.74
1609	Kerie Jagdishpur	Kannauj	2.12	4.63	6.75	3.84	2.91
1610	Shivsingh pur	Kannauj	0.43	3.11	3.54	2.39	1.15
1611	Kutubpur	Kannauj	0.18	1.25	1.43	0.57	0.86
1612	Bosia	Kannauj	1.36	1.18	2.54	2.09	0.45
1613	Sareefpur	Kannauj	0.96	1.37	2.33	1.41	0.92
1614	lesampur	Kannauj	1.10	3.09	4.20	2.89	1.31
1615	Mukhda	Kannauj	0.64	0.85	1.49	1.01	0.48
1616	Murra	Kannauj	1.39	2.00	3.39	2.09	1.30
1617	Rosain	Kannauj	1.46	5.42	6.88	4.41	2.47
1618	Sarifabad	Kannauj	0.69	6.49	7.18	4.32	2.86
1619	Beerpur	Kannauj	0.51	3.30	3.80	1.84	1.97
1620	Sultanpur	Kannauj	1.55	1.03	2.59	1.57	1.01
1621	Sahilapur	Kannauj	3.37	3.65	7.03	4.16	2.86
1622	Nazrapur	Kannauj	1.98	4.80	6.77	3.03	3.74
1623	Tehsipur	Kannauj	0.11	5.03	5.14	3.73	1.41
1624	Panwara	Kannauj	0.48	7.08	7.56	5.30	2.26
1625	Nasrapur	Kannauj	3.44	3.00	6.44	4.84	1.60
1626	Dariya pur chandie	Kannauj	0.93	2.31	3.24	0.98	2.26
1627	Kannauj Kacchoa	Kannauj	3.40	1.68	5.08	2.19	2.89
1628	Kaporpur Katri	Kannauj	0.95	1.71	2.66	1.38	1.27
1629	Rampur Mudariraja	Kannauj	1.91	1.04	2.96	2.03	0.93
1630	Daipur	Kannauj	1.91	5.47	7.39	3.83	3.56
1631	Teramallu	Kannauj	0.68	3.17	3.85	1.77	2.08
1632	Tikhva	Kannauj	0.51	3.61	4.12	2.94	1.18
1633	Kazim Hussain	Kannauj	1.70	1.13	2.83	0.69	2.14
1634	Dilawalpur	Kannauj	0.80	5.87	6.67	4.66	2.01
1635	Vadhangariya	Kannauj	0.34	2.87	3.21	1.65	1.56
1636	Jalalpur amra	Kannauj	0.45	2.75	3.21	2.55	0.65
1637	Mahmodapur	Kannauj	0.72	2.84	3.56	2.18	1.38
1638	Goa	Kannauj	0.29	1.47	1.76	0.32	1.44
1639	Saraimeera	Kannauj	0.42	5.17	5.59	2.63	2.96
1640	Gadnapur	Kannauj	2.14	1.10	3.24	2.27	0.97
1641	Midasin	Kannauj	0.46	1.92	2.38	1.87	0.51
1642	Pachor	Kannauj	0.92	1.61	2.53	2.24	0.29
1643	Makshpur	Kannauj	0.59	2.63	3.22	1.74	1.48
1644	Malikpur	Kannauj	0.98	4.42	5.39	3.48	1.91
1645	Naira	Kannauj	0.79	5.14	5.92	3.56	2.37
1646	Gukhru	Kannauj	2.67	2.71	5.38	3.79	1.59
1647	Udaitapur	Kannauj	2.66	6.61	9.27	6.25	3.02
1648	Mausampur Maseta	Kannauj	2.28	5.56	7.84	4.16	3.68
1649	Jawahar Nagar	Kannauj	0.54	0.65	1.19	0.29	0.90
1650	Dariyapur Chandei	Kannauj	0.83	2.41	3.24	0.98	2.26
1651	Kannaun Kachora	Kannauj	1.68	3.40	5.08	2.19	2.89
1652	Kapoorpur Katri	Kannauj	0.95	1.71	2.66	1.38	1.27
1653	Rampur Mudairi	Kannauj	1.91	1.04	2.96	2.03	0.93
1654	Daipur	Kannauj	1.91	6.47	8.39	3.83	4.56
1655	Teramallu	Kannauj	0.68	3.17	3.85	1.77	2.08
1656	Tirveva	Kannauj	0.51	3.61	4.12	2.94	1.18
1657	Rampur Maderi	Kannauj	1.70	1.13	2.83	0.69	2.14

1658	Kabirpur	Kannouj	0.51	2.03	2.54	0.58	1.96
1659	Khurrampur	Kannouj	1.54	4.05	5.59	3.74	1.85
1660	Sadiyapur Bangar	Kannouj	1.53	4.34	5.88	3.65	2.23
1661	Rur	Kannouj	0.48	2.61	3.09	1.89	1.19
1662	Dolltabad	Kannouj	0.51	5.04	5.55	5.49	0.06
1663	Vivipur	Kannouj	0.47	1.98	2.45	1.10	1.35
1664	Aarifpur	Kannouj	0.61	3.45	4.06	2.11	1.95
1665	Etaile	Kanpur Dehat	1.81	4.11	5.92	2.76	3.16
1666	Makrandpur Majay	Kanpur Dehat	0.73	1.16	1.89	1.40	0.49
1667	KheraKursi	Kanpur Dehat	1.17	2.78	3.95	2.13	1.82
1668	Manavan	Kanpur Dehat	1.20	2.13	3.33	1.61	1.72
1669	Dhranpur	Kanpur Dehat	1.21	4.85	6.06	4.58	1.48
1670	Ladpur Chiwna	Kanpur Dehat	0.79	1.50	2.29	1.30	0.99
1671	Jasapur	Kanpur Dehat	0.67	2.25	2.92	2.04	0.88
1672	Sandana	Kanpur Dehat	0.72	1.63	2.36	1.21	1.14
1673	Naipalpur	Kanpur Dehat	0.61	1.25	1.86	1.23	0.62
1674	Dabrapur Sikndra	Kanpur Dehat	0.56	1.43	1.98	1.73	0.25
1675	Aswve	Kanpur Dehat	0.68	1.41	2.09	1.22	0.88
1676	Zakhara	Kanpur Dehat	0.10	1.74	1.84	1.31	0.53
1677	Rewa	Kanpur Dehat	1.34	4.56	5.91	4.74	1.17
1678	Sekhanpur	Kanpur Dehat	0.67	3.63	4.30	3.79	0.51
1679	Darapupr Hussani	Kanpur Dehat	1.05	2.86	3.92	3.48	0.44
1680	Visalpur	Kanpur Dehat	1.10	2.31	3.42	2.95	0.47
1681	Kutvapur	Kanpur Dehat	1.13	1.64	2.77	2.10	0.67
1682	Bahawalpur	Kanpur Dehat	1.13	1.49	2.62	2.14	0.48
1683	Gahilapur	Kanpur Dehat	0.09	3.50	3.59	2.11	1.48
1684	Suransi	Kanpur Dehat	0.64	4.29	4.93	3.17	1.76
1685	Jigna	Kanpur Dehat	0.86	1.25	2.11	1.55	0.56
1686	Raiwa	Kanpur Dehat	1.77	2.41	4.17	2.41	1.77
1687	Alna	Kanpur Dehat	2.27	2.18	4.44	2.38	2.07
1688	Palhanapur	Kanpur Dehat	1.28	2.85	4.14	2.63	1.51
1689	Harpura	Kanpur Dehat	1.61	1.21	2.82	1.84	0.97
1690	Raraukh	Kanpur Dehat	0.15	3.05	3.20	2.42	0.78
1691	Sataura	Kanpur Dehat	0.05	3.49	3.54	1.79	1.76
1692	Nadhova	Kanpur Dehat	0.07	2.51	2.58	1.07	1.51
1693	Amoli Kurmiyan	Kanpur Dehat	0.99	1.84	2.83	1.97	0.86
1694	Kairova	Kanpur Dehat	1.03	1.59	2.62	1.67	0.96
1695	Bharpura	Kanpur Dehat	1.01	2.27	3.28	2.39	0.89
1696	Chakahi	Kanpur Dehat	0.75	1.22	1.97	1.55	0.42
1697	Balliapur	Kanpur Dehat	1.15	1.64	2.79	1.21	1.58
1698	Chamraua	Kanpur Dehat	1.06	2.48	3.54	2.29	1.25
1699	Pallia Banskhera	Kanpur Dehat	0.74	2.63	3.37	2.52	0.85
1700	Aslampur	Kanpur Dehat	1.19	1.86	3.05	2.16	0.89
1701	Sehaupurwa	Kanpur Dehat	0.49	3.89	4.37	2.78	1.59
1702	Tepetia	Kanpur Dehat	0.48	3.56	4.05	2.78	1.26
1703	Indalpurlalu	Kanpur Dehat	0.50	5.11	5.61	4.80	0.81
1704	Jaitapur	Kanpur Dehat	0.97	1.87	2.84	2.07	0.77
1705	Kasolar	Kanpur Dehat	0.88	1.85	2.73	1.67	1.05
1706	Samau	Kanpur Dehat	0.48	3.23	3.71	2.34	1.37
1707	Daya	Kanpur Dehat	0.90	2.31	3.21	2.25	0.96
1708	Maanpur Gajen	Kanpur Dehat	0.14	3.62	3.76	2.91	0.85
1709	Sunderpur Rajen	Kanpur Dehat	1.16	1.88	3.04	1.70	1.34

1710	Mulahi	Kanpur Dehat	0.99	2.55	3.54	2.25	1.29
1711	Kathara	Kanpur Dehat	0.67	2.97	3.64	2.74	0.90
1712	Gahlu	Kanpur Dehat	0.23	3.73	3.96	2.97	0.99
1713	Ranaetaha	Kanpur Dehat	0.30	4.18	4.48	3.16	1.33
1714	Usari	Kanpur Dehat	0.78	8.17	8.95	7.04	1.91
1715	Alipur Ramhara	Kanpur Dehat	0.97	2.53	3.50	2.67	0.83
1716	Gambhira	Kanpur Dehat	0.30	3.44	3.74	3.23	0.51
1717	Sisahi	Kanpur Dehat	0.79	3.68	4.47	3.92	0.55
1718	Jagmanpur Taroli	Kanpur Dehat	0.16	3.06	3.22	2.39	0.83
1719	Lala Bhagat	Kanpur Dehat	0.64	4.16	4.79	4.00	0.80
1720	Aurangpur Gehdeva	Kanpur Dehat	1.53	1.22	2.75	2.08	0.67
1721	Oriya	Kanpur Dehat	0.64	2.00	2.64	1.67	0.98
1722	Dalikpur Mahrajpur	Kanpur Dehat	1.06	1.59	2.65	1.64	1.01
1723	Bhoran	Kanpur Dehat	1.62	2.37	3.98	3.05	0.93
1724	Simramau	Kanpur Dehat	1.04	4.60	5.65	3.04	2.61
1725	Appona	Kanpur Dehat	0.38	3.42	3.79	2.02	1.78
1726	Nigohiya	Kanpur Dehat	0.50	3.10	3.59	2.47	1.12
1727	Barra Tharra	Kanpur Dehat	1.11	3.64	4.74	3.68	1.06
1728	Sunase	Kanpur Dehat	3.17	3.25	6.42	2.24	4.19
1729	Mijesatpur	Kanpur Dehat	0.71	1.84	2.55	1.45	1.09
1730	Hisawa	Kanpur Dehat	1.64	3.47	5.11	2.51	2.59
1731	Mohd.pur	Kanpur Dehat	0.75	2.36	3.11	2.37	0.74
1732	Jagannathpur	Kanpur Dehat	0.05	3.23	3.28	2.35	0.93
1733	Fareedpur Tattara	Kanpur Dehat	1.41	3.76	5.16	2.83	2.34
1734	Gadia Sikendra	Kanpur Dehat	1.05	2.28	3.33	2.37	0.97
1735	Antapura	Kanpur Dehat	1.53	2.41	3.94	1.70	2.24
1736	Hathuma	Kanpur Dehat	1.45	2.60	4.05	1.63	2.41
1737	Firozpur	Kanpur Dehat	0.25	0.81	1.06	0.44	0.63
1738	Atiyarapur	Kanpur Dehat	0.49	2.70	3.19	2.30	0.89
1739	Bahadurpur	Kanpur Dehat	0.10	2.85	2.95	1.70	1.25
1740	Paharipur	Kanpur Dehat	0.16	2.96	3.12	2.14	0.97
1741	Sujanpur	Kanpur Dehat	2.84	1.33	4.17	3.45	0.72
1742	Heekey pur	Kanpur Dehat	0.63	2.23	2.86	2.10	0.76
1743	Dehli	Kanpur Dehat	0.62	1.25	1.87	1.04	0.83
1744	Purnpurva	Kanpur Dehat	2.20	4.39	6.59	4.57	2.02
1745	Mauzampur	Kanpur Dehat	0.15	2.85	3.00	2.35	0.64
1746	Sidaumatana	Kanpur Dehat	0.17	3.36	3.54	2.36	1.17
1747	Lal Goan	Kanpur Dehat	0.32	1.43	1.75	1.43	0.33
1748	Ajanpur Indauti	Kanpur Dehat	1.55	2.57	4.12	2.97	1.15
1749	Asalatganj	Kanpur Dehat	1.90	11.35	13.26	6.94	6.31
1750	Garab	Kanpur Dehat	0.18	5.61	5.79	2.81	2.98
1751	Bhanda	Kanpur Dehat	0.46	4.71	5.17	2.82	2.34
1752	Parsora	Kanpur Dehat	0.22	3.16	3.38	2.46	0.91
1753	Bhandemau	Kanpur Dehat	2.57	4.65	7.22	5.61	1.60
1754	Lova	Kanpur Dehat	1.35	1.83	3.19	2.58	0.60
1755	Samau	Kanpur Dehat	0.48	3.23	3.71	2.34	1.37
1756	Dya	Kanpur Dehat	0.90	2.31	3.21	2.25	0.96
1757	Maanpur Gajen	Kanpur Dehat	0.14	3.62	3.76	2.91	0.85
1758	Sunderpur Gajen	Kanpur Dehat	1.16	1.88	3.04	1.70	1.34
1759	Mullahi	Kanpur Dehat	0.99	2.55	3.54	2.25	1.29
1760	Ghagu	Kanpur Dehat	0.96	2.40	3.37	2.04	1.33
1761	Sikendarpur	Kanpur Dehat	1.16	2.89	4.05	2.16	1.89

1762	Maiju Samastpur	Kanpur Dehat	0.45	1.87	2.32	1.31	1.01
1763	Samastpur Neuroj	Kanpur Dehat	0.76	1.97	2.73	2.14	0.59
1764	Birhun	Kanpur Dehat	1.43	6.33	7.76	4.55	3.21
1765	Shahbazpur	Kanpur Dehat	0.95	1.52	2.46	1.75	0.71
1766	Alampur kheda	Kanpur Dehat	0.11	3.22	3.33	2.22	1.10
1767	Salenpur Mahera	Kanpur Dehat	1.88	3.70	5.58	2.64	2.95
1768	Bhara Mau	Kanpur Dehat	0.45	2.83	3.28	2.41	0.87
1769	Tajpur Tarsauli	Kanpur Dehat	0.22	4.20	4.42	3.36	1.06
1770	Naar Khurd	Kanpur Dehat	0.89	1.89	2.78	1.58	1.20
1771	Karikalvare	Kanpur Dehat	0.14	4.47	4.61	2.87	1.74
1772	Ongi	Kanpur Dehat	0.15	2.66	2.81	2.24	0.57
1773	Hathika	Kanpur Dehat	0.38	3.05	3.43	2.59	0.84
1774	Chatine	Kanpur Dehat	0.51	1.95	2.47	1.50	0.97
1775	Varigau	Kanpur Dehat	0.24	1.88	2.12	1.46	0.66
1776	Rasulpur	Kanpur Dehat	0.64	2.53	3.17	2.41	0.76
1777	Dushara	Kanpur Dehat	0.11	3.23	3.33	2.75	0.59
1778	Amrohia	Kanpur Dehat	1.01	1.94	2.95	1.89	1.06
1779	Nibhu	Kanpur Dehat	1.21	2.14	3.35	1.73	1.62
1780	Bhavanpur	Kanpur Dehat	1.25	2.12	3.37	1.38	1.99
1781	Hamirpur	Kanpur Dehat	0.87	2.85	3.72	2.67	1.05
1782	Bhitar Goan	Kanpur Dehat	0.29	2.75	3.04	1.10	1.94
1783	Tishti	Kanpur Dehat	0.21	5.03	5.24	2.44	2.80
1784	Malharpur	Kanpur Dehat	0.54	2.03	2.57	1.68	0.89
1785	Gopal pur	Kanpur Dehat	0.73	2.06	2.78	1.61	1.18
1786	Anta	Kanpur Dehat	1.26	2.68	3.94	2.36	1.58
1787	Mirzapur	Kanpur Dehat	0.86	1.13	1.99	1.27	0.73
1788	Newada	Kanpur Dehat	0.83	1.28	2.11	1.51	0.61
1789	Kasmada	Kanpur Dehat	0.99	2.50	3.49	2.92	0.57
1790	Jeet	Kanpur Dehat	3.50	3.05	6.55	3.89	2.66
1791	Sujavar pur	Kanpur Dehat	1.21	2.07	3.28	2.12	1.16
1792	Khajra	Lalitpur	1.93	1.49	3.42	1.93	1.49
1793	Dulawan	Lalitpur	0.69	2.34	3.03	0.77	2.26
1794	Devran	Lalitpur	1.00	4.01	5.01	0.95	4.06
1795	Nayagoan	Lalitpur	0.57	1.98	2.54	1.78	0.77
1796	Devergarh	Lalitpur	1.23	2.58	3.81	2.22	1.59
1797	Thagari	Lalitpur	0.46	2.60	3.06	0.81	2.25
1798	UttamDhana	Lalitpur	1.89	3.57	5.46	2.74	2.72
1799	Jalalpur	Lalitpur	1.30	5.85	7.14	4.81	2.33
1800	Dhorra	Lalitpur	3.52	6.34	9.86	6.34	3.52
1801	Dongrikala	Lalitpur	4.44	5.89	10.33	0.59	9.74
1802	Pataua	Lalitpur	0.54	1.60	2.14	0.83	1.32
1803	Neemkhera	Lalitpur	1.60	2.49	4.09	1.77	2.32
1804	Umaria Dogra	Lalitpur	0.51	2.26	2.77	1.54	1.23
1805	Salliya	Lalitpur	0.51	4.45	4.96	1.56	3.39
1806	Bageria	Lalitpur	0.74	4.86	5.60	2.38	3.22
1807	Padna	Lalitpur	0.59	3.58	4.18	1.89	2.29
1808	Paah	Lalitpur	1.29	2.62	3.91	3.12	0.80
1809	Darauni	Lalitpur	1.45	2.52	3.98	1.87	2.10
1810	Semrabhagnagar	Lalitpur	0.72	5.77	6.48	3.88	2.61
1811	Banpur	Lalitpur	2.61	35.49	38.10	28.23	9.87
1812	Jaarawali	Lalitpur	0.41	5.16	5.57	3.03	2.54
1813	Semara	Lalitpur	0.78	1.23	2.01	1.35	0.67

1814	Jeeron	Lalitpur	1.73	1.13	2.86	1.73	1.13
1815	Barkhera	Lalitpur	1.27	2.40	3.67	1.36	2.31
1816	Jakhlon	Lalitpur	3.16	9.36	12.53	10.01	2.52
1817	Virdha	Lalitpur	0.70	9.61	10.31	5.48	4.83
1818	Virari	Lalitpur	1.15	4.57	5.72	3.96	1.76
1819	Karmara	Lalitpur	1.03	3.54	4.57	1.34	3.23
1820	MailoniBodh	Lalitpur	0.97	3.01	3.97	3.15	0.82
1821	Bachharawali	Lalitpur	0.57	3.10	3.67	2.56	1.11
1822	Bhailoni Suva	Lalitpur	0.11	2.84	2.95	1.43	1.52
1823	Baroda Dang	Lalitpur	1.15	4.56	5.70	2.61	3.09
1824	Bamhori Khandait	Lalitpur	0.53	1.40	1.94	0.98	0.95
1825	Gadyana	Lalitpur	3.67	4.26	7.93	0.41	7.52
1826	Vastravan	Lalitpur	0.73	2.22	2.95	0.44	2.50
1827	Karmai	Lalitpur	1.07	3.27	4.33	0.65	3.69
1828	Karitoran	Lalitpur	0.52	1.81	2.33	1.06	1.27
1829	Baar	Lalitpur	3.19	14.37	17.57	12.78	4.78
1830	Gadora	Lalitpur	0.10	1.96	2.06	0.88	1.18
1831	Pulwara	Lalitpur	0.34	3.60	3.94	3.37	0.57
1832	Bhawani	Lalitpur	1.21	4.00	5.22	4.12	1.10
1833	Tenga	Lalitpur	0.77	5.36	6.13	4.48	1.66
1834	Marroli	Lalitpur	0.63	1.79	2.42	0.71	1.71
1835	Chandrawali	Lalitpur	0.77	2.15	2.92	1.24	1.68
1836	Myiaon	Lalitpur	0.62	2.42	3.05	1.73	1.31
1837	Rajvara	Lalitpur	0.51	8.33	8.84	7.20	1.64
1838	Kakoriya	Lalitpur	2.71	3.58	6.29	3.94	2.34
1839	Pipriya Jagir	Lalitpur	1.15	2.55	3.70	3.49	0.21
1840	Goriya	Lalitpur	0.52	2.07	2.60	2.54	0.05
1841	Umari	Lalitpur	0.45	1.61	2.06	1.90	0.16
1842	Hanupura	Lalitpur	0.57	1.63	2.20	0.63	1.57
1843	Dehi	Lalitpur	0.57	1.63	2.20	0.63	1.57
1844	Gugarbay	Lalitpur	0.43	1.73	2.16	2.15	0.01
1845	Kanoni	Lalitpur	0.55	2.23	2.78	1.82	0.96
1846	Udayapura	Lalitpur	0.49	2.40	2.89	1.11	1.78
1847	Mudari	Lalitpur	0.31	2.57	2.88	2.74	0.14
1848	Chainpur	Maharajganj	0.74	8.34	9.08	7.01	2.08
1849	Ranipur	Maharajganj	1.19	8.50	9.70	7.82	1.87
1850	Harpur Pakdi	Maharajganj	1.48	10.76	12.24	7.33	4.92
1851	Lohipar	Maharajganj	0.54	4.92	5.45	4.45	1.01
1852	Kodhibhar	Maharajganj	0.38	5.94	6.32	5.72	0.60
1853	Pakdi	Maharajganj	0.57	4.19	4.76	4.34	0.42
1854	Siswa Bujurg	Maharajganj	0.89	5.00	5.90	4.61	1.29
1855	Mehediya	Maharajganj	0.16	5.48	5.63	4.32	1.32
1856	Siswa Khrud	Maharajganj	1.74	7.35	9.09	7.24	1.85
1857	Sawaiya	Maharajganj	0.85	14.00	14.84	13.12	1.72
1858	Gaura	Maharajganj	0.79	4.03	4.82	3.61	1.21
1859	Goyala	Maharajganj	0.45	9.65	10.10	6.62	3.47
1860	Lakshmipur	Maharajganj	0.59	16.56	17.16	13.84	3.32
1861	Harakh pur	Maharajganj	0.80	13.05	13.85	10.96	2.89
1862	Bollia Babu	Maharajganj	0.17	6.16	6.33	5.63	0.70
1863	Rampur Kala	Maharajganj	0.16	4.19	4.35	3.92	0.43
1864	Khuduri	Maharajganj	0.02	6.11	6.13	5.82	0.31
1865	Pakdi Siswa	Maharajganj	0.18	4.74	4.92	4.51	0.42

1866	Sikarpur	Maharajganj	0.05	1.85	1.90	1.76	0.14
1867	Gairma	Maharajganj	0.47	3.80	4.26	3.38	0.88
1868	Chihuahatta	Maharajganj	0.93	5.54	6.47	4.87	1.60
1869	Salliya Maaf	Mahoba	0.54	3.91	4.45	4.07	0.39
1870	Bhagari	Mahoba	0.48	2.45	2.92	1.74	1.18
1871	Nagara Daang	Mahoba	1.78	5.60	7.39	4.57	2.82
1872	Bijori ghanghora	Mahoba	0.47	2.77	3.24	2.09	1.15
1873	Lamora	Mahoba	0.71	4.19	4.90	3.57	1.33
1874	Bacchair Khurd	Mahoba	0.37	2.92	3.29	1.67	1.62
1875	Barda	Mahoba	1.39	2.45	3.84	2.37	1.46
1876	Achaina	Mahoba	0.77	7.45	8.22	7.19	1.03
1877	Supa	Mahoba	3.53	15.18	18.71	8.71	10.00
1878	Sirmor	Mahoba	0.50	7.83	8.33	5.80	2.53
1879	Bhatevera Khurd	Mahoba	0.24	3.57	3.81	2.80	1.01
1880	Mohari	Mahoba	0.34	3.53	3.87	3.71	0.16
1881	Tathadara	Mahoba	1.39	3.24	4.63	3.23	1.40
1882	Kamalpura	Mahoba	0.42	3.11	3.53	2.94	0.60
1883	Andhora	Mahoba	1.95	5.29	7.23	5.18	2.05
1884	Kudar	Mahoba	0.82	4.48	5.30	4.70	0.60
1885	Ballaiyan	Mahoba	1.13	2.63	3.76	2.55	1.21
1886	Revie	Mahoba	0.78	3.54	4.31	3.53	0.79
1887	Tele Pehari	Mahoba	0.52	0.71	1.23	0.83	0.39
1888	Ghutie	Mahoba	2.97	2.41	5.38	4.39	0.99
1889	Bapretha	Mahoba	1.53	4.11	5.64	4.42	1.22
1890	Damora	Mahoba	0.08	5.04	5.12	2.90	2.21
1891	BizAmbedkar Nagar	Mahoba	0.17	3.60	3.78	3.17	0.61
1892	Bilrahi	Mahoba	0.64	6.68	7.33	4.85	2.48
1893	Jailwara	Mahoba	1.19	3.02	4.22	3.11	1.11
1894	Tikeria Jaitpur	Mahoba	0.09	4.56	4.65	4.45	0.20
1895	Bidhora	Mahoba	3.39	7.80	11.18	7.46	3.72
1896	Budhwara	Mahoba	0.52	5.95	6.47	4.89	1.58
1897	Sohjana	Mahoba	0.64	3.58	4.21	1.55	2.67
1898	Bamrara	Mahoba	1.99	2.78	4.77	3.69	1.08
1899	Gorkha	Mahoba	3.89	4.72	8.61	4.82	3.80
1900	Kanera	Mahoba	1.09	3.30	4.38	3.58	0.80
1901	Nattara	Mahoba	1.50	4.57	6.07	4.56	1.51
1902	Jasoli	Mahoba	2.18	4.34	6.52	5.41	1.11
1903	Charmau	Mahoba	0.72	4.41	5.13	2.58	2.55
1904	Kaimeha Ime	Mahoba	1.06	4.84	5.90	3.54	2.36
1905	Dikhwaha	Mahoba	0.50	4.20	4.70	4.32	0.38
1906	Buddhora	Mahoba	0.37	9.27	9.65	6.99	2.65
1907	Segon	Mahoba	0.42	3.11	3.52	2.81	0.72
1908	Ladpur	Mahoba	1.27	6.95	8.22	8.05	0.17
1909	Sugeera	Mahoba	3.41	8.95	12.36	6.17	6.19
1910	Kulpahar Gramin	Mahoba	0.46	7.41	7.87	4.32	3.55
1911	Pacchara	Mahoba	1.67	3.88	5.55	4.49	1.07
1912	Chattvara	Mahoba	0.52	4.21	4.73	2.73	2.00
1913	Bilkhe	Mahoba	0.20	4.77	4.97	4.60	0.37
1914	Urvara	Mahoba	0.48	5.69	6.18	5.86	0.32
1915	Atraramal	Mahoba	0.78	5.48	6.25	4.60	1.65
1916	Bahadurpur	Mahoba	1.24	3.25	4.49	3.37	1.12
1917	Kharka	Mahoba	0.79	2.29	3.08	1.55	1.53

1918	Raiwara	Mahoba	0.59	3.15	3.74	2.59	1.15
1919	Lilwahi	Mahoba	1.21	6.66	7.87	6.89	0.97
1920	Barbie	Mahoba	1.57	5.26	6.83	6.06	0.77
1921	Chikhara	Mahoba	0.30	6.37	6.67	5.75	0.92
1922	Nathupura	Mahoba	0.42	3.85	4.27	3.10	1.18
1923	Barat Pahari	Mahoba	0.35	7.76	8.11	6.51	1.61
1924	Bilvai	Mahoba	0.24	6.97	7.21	6.63	0.58
1925	Sukora	Mahoba	0.25	4.92	5.17	4.19	0.98
1926	Pahra	Mahoba	1.98	3.25	5.23	2.31	2.92
1927	Kaimha billeuttar	Mahoba	0.16	2.18	2.34	1.64	0.70
1928	Gharon	Mahoba	0.64	3.87	4.51	1.83	2.68
1929	Raipura Khurd	Mahoba	0.07	2.63	2.71	1.43	1.27
1930	Datiya	Mahoba	0.48	2.73	3.21	0.99	2.22
1931	Ganj	Mahoba	3.73	3.60	7.33	2.99	4.34
1932	Bamhori Kaji	Mahoba	0.82	1.47	2.29	1.72	0.57
1933	Jujhar	Mahoba	0.54	3.94	4.48	2.29	2.19
1934	Barain	Mahoba	0.79	6.49	7.29	6.28	1.01
1935	Chandauli	Mahoba	1.01	5.46	6.46	5.72	0.74
1936	Sabua	Mahoba	1.42	8.66	10.08	7.41	2.67
1937	Pehratha	Mahoba	1.36	4.07	5.43	3.85	1.57
1938	Gudha	Mahoba	1.77	8.70	10.46	9.00	1.46
1939	Luhari	Mahoba	1.28	4.55	5.83	4.99	0.84
1940	Revie	Mahoba	2.57	11.08	13.64	9.11	4.53
1941	Laulara	Mahoba	0.29	3.12	3.41	3.14	0.27
1942	Taia	Mahoba	0.99	4.97	5.96	5.65	0.31
1943	Bamhori kurmin	Mahoba	0.21	4.28	4.49	4.06	0.44
1944	Silalpura	Mahoba	1.67	4.74	6.41	4.63	1.78
1945	Nausara	Mahoba	0.75	3.17	3.92	3.24	0.68
1946	Salia khalsa	Mahoba	0.32	5.14	5.46	3.86	1.60
1947	Rurikala	Mahoba	1.57	5.35	6.92	5.71	1.21
1948	Amanpura	Mahoba	2.16	2.73	4.89	3.31	1.58
1949	Zakhari	Mathura	0.93	3.38	4.30	4.13	0.18
1950	Guheta Pikka	Mathura	0.10	3.42	3.52	2.01	1.51
1951	Beerbala	Mathura	0.04	2.52	2.56	1.50	1.06
1952	Shivli	Mathura	0.76	3.50	4.26	3.32	0.94
1953	Sihora	Mathura	0.90	5.91	6.80	5.76	1.04
1954	Gaira	Mathura	0.17	6.79	6.96	5.55	1.41
1955	Pirsua	Mathura	0.01	2.68	2.69	2.03	0.67
1956	Karhari	Mathura	0.30	1.97	2.26	2.10	0.16
1957	Gohari	Mathura	0.03	1.20	1.23	0.60	0.63
1958	Umraya	Mathura	0.18	1.36	1.55	1.54	0.01
1959	Guheta vista	Mathura	0.19	1.95	2.14	2.06	0.08
1960	Chanddori	Mathura	0.36	4.43	4.79	3.22	1.57
1961	Karhla	Mathura	0.26	2.37	2.63	2.59	0.04
1962	Hussani	Mathura	0.24	1.10	1.34	1.20	0.14
1963	Sahjadpur	Mathura	0.01	2.87	2.88	1.31	1.57
1964	Bada	Mathura	0.19	2.05	2.24	0.81	1.43
1965	Ujjhani	Mathura	0.21	1.64	1.84	1.84	0.01
1966	Nagoda	Mathura	0.03	2.38	2.41	2.30	0.10
1967	Nunnora	Mathura	0.94	1.34	2.28	1.82	0.46
1968	N.Dhanua	Mathura	0.01	1.61	1.62	1.23	0.39
1969	Ayera	Mathura	0.09	3.08	3.17	3.02	0.15

1970	Gaju	Mathura	0.07	1.36	1.43	1.31	0.11
1971	Birhana	Mathura	0.52	2.18	2.70	2.04	0.66
1972	Bisawali	Mathura	0.24	2.17	2.41	1.46	0.95
1973	Laadpur	Mathura	0.40	3.90	4.30	2.39	1.90
1974	Basai Shergarh	Mathura	0.96	2.56	3.52	2.53	0.99
1975	Sankhi	Mathura	1.33	4.27	5.60	4.18	1.42
1976	Ranwari	Mathura	0.82	8.79	9.61	5.48	4.13
1977	Shergarh	Mathura	2.45	8.44	10.88	5.68	5.20
1978	Dheemari	Mathura	2.33	3.66	5.99	5.08	0.91
1979	Gadi Bhima	Mathura	1.83	2.55	4.38	3.85	0.53
1980	Ranhera	Mathura	0.58	6.05	6.62	4.55	2.07
1981	Undi	Mathura	1.23	4.90	6.13	3.68	2.44
1982	Bahravali	Mathura	0.80	6.44	7.24	5.57	1.67
1983	Annoda	Mathura	1.86	3.38	5.24	3.36	1.88
1984	Peerpur	Mathura	0.96	4.95	5.91	5.24	0.67
1985	Machil Zamin	Mau	0.25	3.62	3.87	2.22	1.66
1986	Ladhuai	Mau	0.40	3.14	3.54	2.70	0.85
1987	Naimdad	Mau	0.33	6.22	6.55	5.04	1.51
1988	Padrathpur	Mau	0.52	3.40	3.91	3.17	0.74
1989	Saudi	Mau	0.07	1.30	1.37	1.30	0.07
1990	Bhatauli	Mau	0.22	2.36	2.57	1.99	0.59
1991	Kurhani Badraon	Mau	1.59	2.10	3.69	0.90	2.80
1992	Atarsawan	Mau	1.48	6.54	8.01	6.20	1.82
1993	Chandrapar	Mau	0.31	4.23	4.54	2.58	1.95
1994	Kandrapur	Mau	0.69	2.17	2.86	2.10	0.76
1995	Manikpur Asna	Mau	0.31	2.58	2.89	1.81	1.08
1996	Badraon	Mau	0.58	3.74	4.32	2.18	2.14
1997	Jamuari	Mau	0.21	5.32	5.52	3.57	1.96
1998	Sarain Ganesh	Mau	0.64	4.48	5.11	3.64	1.47
1999	Ragholi	Mau	1.23	5.29	6.52	5.86	0.66
2000	Baroli	Mau	0.83	2.62	3.45	2.48	0.97
2001	Rasadi	Mau	0.51	5.68	6.19	3.38	2.82
2002	Baruha	Mau	0.05	2.60	2.65	2.05	0.61
2003	Majhwara	Mau	1.81	5.77	7.58	4.91	2.67
2004	Nasipur Kasaha	Mau	3.30	0.93	4.23	3.84	0.38
2005	Maufpur	Mau	0.41	3.99	4.40	2.95	1.45
2006	Maidipur	Mau	0.24	7.89	8.13	7.20	0.93
2007	Ammabhaleur	Mau	0.37	3.93	4.30	3.00	1.29
2008	Lowasath	Mau	0.95	3.62	4.58	3.92	0.66
2009	Bijpura	Mau	0.13	0.83	0.96	0.82	0.15
2010	Sarain Sadi	Mau	1.72	2.95	4.67	2.15	2.51
2011	Chak bhagwandas	Mau	0.82	2.14	2.96	1.10	1.86
2012	Usari Bujurag	Mau	1.16	2.17	3.34	2.08	1.26
2013	Jamdeih	Mau	0.45	1.70	2.15	1.18	0.97
2014	Khajipar	Mau	0.40	2.23	2.63	1.48	1.15
2015	Zamalpur Mirzapur	Mau	2.03	2.27	4.30	2.74	1.57
2016	Nadwasarain	Mau	1.70	6.11	7.81	3.67	4.14
2017	Dadi	Mau	0.80	1.35	2.15	0.89	1.26
2018	Ramaupur	Mau	1.53	2.21	3.74	2.83	0.91
2019	Kuchhara	Mau	0.76	3.15	3.91	3.24	0.67
2020	Rajpura	Mau	0.76	3.14	3.91	1.67	2.24
2021	Misrauli	Mau	0.10	4.25	4.35	3.29	1.06

2022	Heera	Mau	0.84	3.35	4.19	1.86	2.33
2023	Bikharipur	Mau	1.65	2.08	3.73	1.85	1.88
2024	Sarbaspur	Mau	0.58	4.36	4.94	3.19	1.74
2025	Cheuntidad	Mau	2.19	2.20	4.39	2.04	2.35
2026	M.Sipaha	Mau	2.32	3.66	5.98	3.79	2.19
2027	Raiyain	Mau	1.62	4.72	6.34	3.19	3.15
2028	Madidullh	Mau	0.52	1.35	1.87	0.82	1.05
2029	Hardholi	Mau	1.02	2.30	3.32	1.80	1.52
2030	Dubari	Mau	4.06	19.11	23.17	14.92	8.25
2031	Suwaha	Mau	0.24	1.74	1.98	1.52	0.46
2032	Gagaupur	Mau	0.27	3.37	3.64	2.84	0.80
2033	Vishnupura	Mau	1.43	7.55	8.98	7.81	1.16
2034	Bhattia	Mau	0.24	2.19	2.43	1.92	0.51
2035	Molnapur	Mau	3.33	2.50	5.83	5.12	0.71
2036	Lokiya	Mau	0.10	1.52	1.62	1.14	0.47
2037	Medvaramal	Mau	0.16	1.54	1.71	1.56	0.15
2038	Paharipur	Mau	0.11	3.54	3.64	2.92	0.72
2039	Pawani Ghosi	Mau	0.46	2.19	2.65	0.71	1.93
2040	Lakhnipur Mubrak	Mau	1.07	10.43	11.50	8.31	3.19
2041	Semri Jamalpur	Mau	0.60	7.88	8.48	4.74	3.74
2042	Pakdi Bujurg	Mau	0.07	6.34	6.41	3.65	2.76
2043	Kandeli	Mau	0.72	2.22	2.94	2.45	0.49
2044	Pakdi Khurd	Mau	0.54	3.43	3.97	2.68	1.28
2045	Bikkampur	Mau	0.07	0.73	0.80	0.31	0.49
2046	Lakhnor	Mau	2.05	6.21	8.25	6.63	1.62
2047	Dumri	Mau	0.20	1.88	2.08	1.55	0.53
2048	Gharoli	Mau	0.48	1.69	2.18	1.32	0.86
2049	Gorideh	Mau	0.89	1.36	2.25	0.94	1.32
2050	Somari Deh	Mau	0.28	1.46	1.74	1.07	0.67
2051	Sarai Khawaja	Mau	0.62	1.91	2.53	0.91	1.62
2052	Kathiyari	Mau	0.23	4.70	4.94	2.61	2.33
2053	Khantiya	Mau	0.56	1.78	2.33	0.96	1.37
2054	Tekreubar	Mau	0.82	1.83	2.65	0.77	1.88
2055	Palia Mehmoodpur	Mau	2.89	2.13	5.01	1.59	3.43
2056	Saddopur Vasudev	Mau	0.72	3.24	3.96	2.15	1.81
2057	Tarai Deh	Mau	0.21	2.71	2.91	1.94	0.97
2058	Chamariyam	Mau	0.22	2.42	2.63	2.15	0.48
2059	Ramaupur	Mau	1.53	2.21	3.74	2.83	0.91
2060	Blagdayan patti	Mau	0.91	3.60	4.52	3.90	0.61
2061	Sarai meva giri	Mau	0.18	2.22	2.39	2.34	0.05
2062	Dadhwal pathrav	Mau	0.28	2.14	2.42	1.97	0.45
2063	Paraspur	Mau	0.72	2.20	2.92	1.71	1.21
2064	Tinhari	Mau	1.98	1.23	3.21	1.94	1.27
2065	Parsi Naharpur	Mau	0.22	5.85	6.07	5.05	1.02
2066	Bhainsaya	Mau	0.12	3.57	3.70	2.80	0.89
2067	Mohammadpur	Mau	0.62	2.07	2.70	1.50	1.20
2068	Neveda Gopalpur	Mau	2.49	8.48	10.96	8.93	2.04
2069	Phoolpur	Mau	0.67	1.84	2.51	1.31	1.20
2070	Belauli	Mau	0.38	3.67	4.05	1.41	2.64
2071	Kath Tarav	Mau	3.08	5.06	8.14	2.95	5.19
2072	Bastibar	Mau	1.35	3.06	4.41	3.59	0.82
2073	Kamal Sagar	Mau	0.84	5.54	6.38	2.49	3.89

2074	Singhasan	Mau	1.18	3.39	4.58	3.36	1.21
2075	Mungmas	Mau	0.21	3.49	3.70	2.95	0.75
2076	Adampur	Mau	0.86	2.51	3.37	2.32	1.05
2077	Bela sultanpur	Mau	0.34	1.97	2.31	0.30	2.02
2078	Luduhi	Mau	0.27	2.67	2.93	1.85	1.09
2079	Kerma	Mau	0.92	2.40	3.32	2.34	0.98
2080	Nadval	Mau	0.61	2.42	3.03	2.99	0.04
2081	Bhatuli	Mau	0.09	1.86	1.94	1.49	0.45
2082	Hirdiya patti	Mau	0.29	3.63	3.92	2.54	1.38
2083	Malkoli	Mau	0.09	3.98	4.08	3.35	0.73
2084	Alipur	Mau	0.91	1.94	2.85	2.60	0.25
2085	Jawaharpur	Mau	1.06	3.10	4.15	2.42	1.73
2086	Bahadurpur	Mau	0.21	1.09	1.30	0.76	0.54
2087	Khaira Nasir	Mau	0.71	3.53	4.25	2.76	1.48
2088	Moiuddin pur	Mau	0.76	4.88	5.63	3.98	1.66
2089	Kutub pur	Mau	0.50	3.08	3.59	3.13	0.46
2090	Pardaha	Mau	0.11	2.63	2.74	2.04	0.70
2091	Baundih	Mau	0.66	2.92	3.58	2.26	1.31
2092	Bhavan pur	Mau	0.44	1.15	1.59	1.35	0.25
2093	Khanpur bujurg	Mau	0.32	1.24	1.56	0.79	0.77
2094	Araisi	Mau	0.25	1.80	2.05	0.80	1.25
2095	Kalasan pur	Mau	0.75	2.14	2.89	2.85	0.04
2096	Sarhara Zamin	Mau	0.68	1.36	2.04	1.46	0.58
2097	Maida Samastpur	Mau	0.49	1.36	1.85	0.93	0.92
2098	Kari sath	Mau	0.91	2.29	3.20	1.96	1.24
2099	Mungesar	Mau	1.03	3.08	4.11	2.74	1.37
2100	Keshav pur	Mau	0.85	6.74	7.59	6.11	1.48
2101	Rasulpur	Mau	2.13	6.29	8.43	5.30	3.13
2102	Meerpur	Mau	0.75	6.74	7.49	5.33	2.16
2103	Gharaunda	Mau	0.17	2.85	3.02	2.66	0.36
2104	Banpokhra	Mau	0.25	5.46	5.72	4.46	1.25
2105	Kunda	Mau	0.27	6.52	6.79	6.54	0.25
2106	Lallanpur	Mau	0.10	4.36	4.46	4.25	0.21
2107	Sipah	Mau	0.62	5.00	5.62	4.08	1.54
2108	Dariya bad	Mau	0.25	1.49	1.74	1.37	0.37
2109	Makhmal pur	Mau	0.65	0.59	1.24	0.35	0.89
2110	Murar pur	Mau	0.35	2.74	3.09	2.02	1.07
2111	ethora Khurd	Mau	0.23	1.36	1.58	1.03	0.55
2112	Dhrampur	Mau	0.13	1.13	1.26	0.77	0.49
2113	Akhholi	Mau	0.41	1.56	1.97	1.35	0.61
2114	Bibipur	Mau	0.28	2.46	2.74	2.57	0.17
2115	Madina	Mau	0.47	3.14	3.61	2.13	1.48
2116	Kaiyali	Meerut	0.05	5.66	5.71	5.68	0.03
2117	Karimpur	Meerut	1.10	4.05	5.14	3.77	1.37
2118	Ganeshpur	Meerut	4.27	7.48	11.75	6.85	4.90
2119	Makhan Nagar	Meerut	0.62	5.73	6.35	4.04	2.31
2120	Rehmapur	Meerut	0.27	6.01	6.28	4.90	1.38
2121	Dudhlikhadar	Meerut	0.91	8.20	9.11	7.20	1.91
2122	Alipur Morna	Meerut	1.90	6.64	8.54	8.08	0.47
2123	Nidawali	Meerut	1.82	5.04	6.86	3.45	3.41
2124	Bahorpur	Meerut	0.12	5.58	5.70	4.40	1.31
2125	Rani Nagla	Meerut	0.65	3.01	3.65	2.82	0.83

2126	Palda	Meerut	0.52	7.10	7.62	3.65	3.97
2127	Pali	Meerut	1.61	5.11	6.71	4.58	2.13
2128	S.pur Kramchand	Meerut	0.71	6.77	7.48	6.32	1.17
2129	Gagsona	Meerut	2.13	3.68	5.82	4.50	1.32
2130	Nagori	Meerut	0.16	2.54	2.70	1.81	0.89
2131	Pillona	Meerut	0.20	4.75	4.95	3.41	1.54
2132	Ahmadpur	Meerut	0.06	3.84	3.89	3.58	0.31
2133	Bana	Meerut	0.92	4.98	5.90	5.04	0.86
2134	Kishanpur Virna	Meerut	1.03	5.12	6.15	4.88	1.27
2135	Jhunjuni	Meerut	0.02	2.50	2.52	1.50	1.02
2136	Assa	Meerut	0.91	5.43	6.35	5.90	0.44
2137	Kaul	Meerut	0.17	4.31	4.48	3.98	0.50
2138	Rahawati	Meerut	0.35	4.52	4.86	3.98	0.89
2139	Togri	Meerut	0.41	3.58	3.99	3.35	0.64
2140	Kulanjan	Meerut	0.68	4.29	4.97	1.43	3.54
2141	Dehraki	Meerut	0.10	5.88	5.98	4.49	1.49
2142	Madiyahi	Meerut	0.35	3.80	4.15	3.16	0.98
2143	Zafarnagar	Meerut	0.33	3.25	3.59	2.89	0.69
2144	Kheda	Meerut	0.31	1.84	2.16	2.11	0.05
2145	Nahli	Meerut	0.08	3.56	3.64	3.40	0.23
2146	Aterna	Meerut	0.09	7.07	7.16	4.99	2.18
2147	Khawajapur	Meerut	0.29	8.66	8.95	5.81	3.14
2148	Salawa	Meerut	0.03	13.33	13.37	7.64	5.73
2149	Dadri	Meerut	2.39	5.38	7.77	4.86	2.92
2150	Nangli Sadharan	Meerut	0.59	1.93	2.52	2.45	0.07
2151	Mandoora	Meerut	0.43	2.57	2.99	2.90	0.09
2152	Shahpur Zadid	Meerut	0.25	3.39	3.63	3.52	0.11
2153	Chhabediya	Meerut	0.16	4.10	4.26	3.86	0.40
2154	Julheda	Meerut	0.73	3.54	4.27	3.72	0.55
2155	Jhitkari	Meerut	0.68	3.48	4.16	2.04	2.12
2156	Sakoti	Meerut	0.57	7.05	7.62	7.13	0.49
2157	BastausNarang	Meerut	0.38	3.51	3.88	3.42	0.46
2158	Maanpur	Meerut	1.24	4.23	5.47	5.47	0.00
2159	S.pur Firozpur	Meerut	0.78	20.64	21.42	19.83	1.59
2160	Badawali	Meerut	0.90	3.90	4.80	4.08	0.72
2161	Mathaura	Meerut	0.71	7.29	8.00	7.56	0.44
2162	Akbarpur Ghari	Meerut	0.42	3.92	4.34	4.21	0.14
2163	Kishorpur	Meerut	0.95	5.60	6.55	5.20	1.36
2164	Modh Khurd	Meerut	1.83	8.04	9.87	6.30	3.57
2165	Shahpur	Meerut	2.05	5.18	7.23	5.17	2.06
2166	Meeva	Meerut	0.35	8.08	8.43	7.85	0.57
2167	Himaiyupur	Meerut	0.02	7.26	7.29	6.76	0.53
2168	Jalalpur Jora	Meerut	0.27	3.18	3.45	2.91	0.54
2169	Khesrari	Mehrajganj	1.87	10.30	12.16	8.90	3.27
2170	Bahuaar	Mirazpur	0.34	6.68	7.03	5.28	1.74
2171	Zamalpur Milki	Mirazpur	0.53	2.05	2.58	1.75	0.83
2172	Jamuhar	Mirazpur	3.22	4.95	8.16	6.47	1.69
2173	Gopalpur	Mirazpur	0.07	4.24	4.31	3.99	0.32
2174	Kalwari Mafi	Mirzapur	3.52	4.14	7.67	4.79	2.88
2175	Vishunpur	Mirzapur	0.55	10.69	11.24	8.89	2.35
2176	Rajapur	Mirzapur	0.39	7.71	8.10	6.27	1.82
2177	Rampur	Mirzapur	1.05	1.83	2.88	1.50	1.38

2178	Dhoraha	Mirzapur	3.65	8.81	12.46	6.75	5.71
2179	Pakri	Mirzapur	1.32	2.67	3.99	3.09	0.90
2180	Sakrodi	Mirzapur	0.40	2.56	2.96	2.35	0.61
2181	Raiupur	Mirzapur	0.41	4.37	4.78	1.19	3.60
2182	Jogvan	Mirzapur	0.41	8.69	9.10	3.79	5.31
2183	Dhanawal	Mirzapur	2.85	2.28	5.13	3.17	1.96
2184	Dadramurampur	Mirzapur	1.30	3.63	4.93	2.46	2.47
2185	Lahora	Mirzapur	1.40	7.59	8.98	6.94	2.05
2186	Chittampur	Mirzapur	1.41	4.98	6.38	3.63	2.75
2187	Pachokhra	Mirzapur	4.33	2.03	6.35	4.65	1.71
2188	Kaima Rasulpur	Mirzapur	0.30	2.62	2.92	1.93	1.00
2189	Visesherpur Mafi	Mirzapur	0.82	4.57	5.39	2.88	2.51
2190	Chainpura	Mirzapur	1.52	2.44	3.96	3.52	0.43
2191	Achitpur	Mirzapur	0.61	1.99	2.60	1.54	1.06
2192	Bari Salahapur	Mirzapur	0.87	1.58	2.45	1.56	0.89
2193	Taiteriya	Mirzapur	0.37	2.30	2.67	0.88	1.79
2194	Gauri	Mirzapur	0.49	2.42	2.91	2.12	0.79
2195	Sikendpur	Mirzapur	0.64	2.96	3.60	1.29	2.31
2196	Zamalpur	Mirzapur	0.75	2.16	2.91	1.74	1.17
2197	Pidkhir	Mirzapur	0.85	1.81	2.67	1.98	0.69
2198	Madewal	Mirzapur	0.51	2.82	3.33	1.87	1.46
2199	Oenava	Mirzapur	0.63	3.33	3.96	1.39	2.57
2200	Karoda	Mirzapur	1.20	5.08	6.29	3.18	3.11
2201	Dharwaha	Mirzapur	0.17	4.18	4.34	2.01	2.34
2202	Madra	Mirzapur	0.67	1.71	2.38	1.72	0.66
2203	Rasulpur Zamalpur	Mirzapur	0.80	2.91	3.72	2.40	1.32
2204	Madnapur Zamal	Mirzapur	0.33	2.98	3.31	2.20	1.12
2205	Pashe	Mirzapur	1.23	3.85	5.08	3.82	1.27
2206	Zafarpura	Mirzapur	1.08	5.87	6.95	3.12	3.83
2207	Dohri	Mirzapur	0.44	6.23	6.67	2.08	4.59
2208	Jagdishpur	Mirzapur	0.40	2.23	2.62	2.16	0.46
2209	Bhagoti	Mirzapur	0.38	7.33	7.71	4.59	3.12
2210	Kuba Khurd	Mirzapur	0.56	5.48	6.04	5.75	0.29
2211	Golhanpur	Mirzapur	0.80	9.37	10.17	10.14	0.03
2212	Lusa	Mirzapur	3.88	3.76	7.63	5.21	2.42
2213	sarso	Mirzapur	1.90	7.17	9.07	2.70	6.37
2214	Indrakura	Mirzapur	0.67	3.04	3.72	2.93	0.79
2215	Jogarh	Mirzapur	0.94	4.69	5.63	3.46	2.17
2216	Juawa	Mirzapur	2.57	3.37	5.95	2.96	2.99
2217	Bahera	Mirzapur	0.62	2.85	3.47	1.47	2.00
2218	Deoria	Mirzapur	0.77	3.52	4.30	1.60	2.70
2219	Khutari	Mirzapur	0.59	4.62	5.21	3.99	1.22
2220	Gobardaha	Mirzapur	0.02	5.68	5.70	0.57	5.13
2221	Kundruf	Mirzapur	0.37	3.45	3.82	1.82	2.00
2222	Khanjadi pur	Mirzapur	1.25	2.28	3.53	2.52	1.00
2223	Daranagar	Mirzapur	2.54	2.51	5.05	3.00	2.05
2224	Madfa	Mirzapur	2.96	4.69	7.64	5.31	2.33
2225	Sonvarsa Khurd	Mirzapur	0.22	4.36	4.58	1.83	2.75
2226	Sahiva Maheva	Mirzapur	0.67	1.31	1.98	1.40	0.58
2227	Garnthara	Mirzapur	2.97	4.67	7.64	4.25	3.39
2228	Bhagauti dae	Mirzapur	1.38	6.33	7.71	4.59	3.12
2229	Kuba Khurd	Mirzapur	0.56	5.48	6.04	5.75	0.29

2230	Golhanpur	Mirzapur	0.80	9.37	10.17	10.14	0.03
2231	Lusa	Mirzapur	3.88	3.76	7.63	5.21	2.42
2232	Sarso	Mirzapur	1.90	7.17	9.07	2.70	6.37
2233	Indrakus	Mirzapur	0.67	3.04	3.72	2.93	0.79
2234	Jogarh	Mirzapur	0.94	4.69	5.63	3.46	2.17
2235	Nuwan	Mirzapur	2.57	3.37	5.95	2.96	2.99
2236	Bahera	Mirzapur	0.62	2.85	3.47	1.47	2.00
2237	Khutari	Mirzapur	0.59	4.62	5.21	3.99	1.22
2238	Gobardaha	Mirzapur	0.02	5.68	5.70	5.69	0.01
2239	Khanjadi pur	Mirzapur	1.25	2.28	3.53	2.52	1.00
2240	Kundruf	Mirzapur	0.37	3.45	3.82	1.82	2.00
2241	Deoria	Mirzapur	0.77	3.52	4.30	1.60	2.70
2242	Achitpur	Mirzapur	0.61	1.99	2.60	1.54	1.06
2243	Bari Sallahapur	Mirzapur	0.87	1.58	2.45	1.56	0.89
2244	Gorthara	Mirzapur	2.97	4.67	7.64	4.25	3.39
2245	Saheva Maheva	Mirzapur	0.67	1.31	1.98	1.40	0.58
2246	Baijnathpur	Moradabad	0.34	2.21	2.55	0.94	1.61
2247	Rajpur Tilak	Moradabad	0.40	1.99	2.39	2.26	0.13
2248	Rani Nagal	Moradabad	0.40	4.48	4.88	3.77	1.12
2249	Ramuwala Saikh	Moradabad	0.30	5.35	5.66	4.61	1.04
2250	Karnawala Khalsa	Moradabad	0.37	5.44	5.81	5.09	0.72
2251	Malhapura	Moradabad	0.26	3.46	3.72	3.10	0.62
2252	Budhnagar	Moradabad	0.26	3.01	3.27	2.79	0.48
2253	Madarpur	Moradabad	0.53	5.30	5.83	4.26	1.57
2254	Shareefnagar	Moradabad	1.68	12.69	14.37	12.40	1.97
2255	Sahbazpur kala	Moradabad	0.20	2.94	3.14	2.78	0.36
2256	Saijni	Moradabad	0.05	3.92	3.97	3.36	0.61
2257	Dilari Changairi	Moradabad	0.65	6.16	6.81	5.10	1.71
2258	Gkharpur	Moradabad	0.40	3.50	3.90	3.46	0.43
2259	Sihali Khaddar	Moradabad	0.34	3.42	3.76	3.34	0.42
2260	Adalpur	Moradabad	0.40	2.71	3.11	2.43	0.67
2261	Sarkathakhas	Moradabad	0.38	4.21	4.59	3.71	0.88
2262	Fareedpur Kasam	Moradabad	0.24	2.24	2.48	2.04	0.44
2263	Mahmoodpur Lal	Moradabad	0.27	5.42	5.69	2.16	3.53
2264	Rajpur Kesriya	Moradabad	0.37	4.13	4.50	3.47	1.03
2265	Rehtamafi	Moradabad	0.43	4.14	4.57	3.84	0.73
2266	Dharupur Fazatpur	Moradabad	0.21	2.11	2.33	2.07	0.26
2267	Madhowala	Moradabad	0.26	2.29	2.56	2.14	0.41
2268	Kishanpur Mewadi	Moradabad	0.15	2.13	2.28	2.18	0.10
2269	Manpur Duttaram	Moradabad	0.78	6.36	7.14	5.95	1.19
2270	Palikpur	Moradabad	0.21	2.97	3.18	3.06	0.12
2271	Longikala	Moradabad	0.36	6.01	6.37	5.68	0.69
2272	Faridnagar	Moradabad	0.70	7.33	8.02	6.59	1.43
2273	Gopiwala	Moradabad	0.54	5.08	5.62	3.36	2.26
2274	Raghunathpur	Moradabad	0.22	3.27	3.49	3.02	0.46
2275	Kamalपुरi Khalsa	Moradabad	0.26	6.03	6.30	4.14	2.16
2276	Kalajhanda	Moradabad	0.26	2.18	2.44	2.05	0.39
2277	Pasiyapur Padarth	Moradabad	0.66	2.34	3.00	2.36	0.65
2278	Manoharpur	Moradabad	0.29	2.57	2.87	2.82	0.05
2279	Ginnore Demafi	Moradabad	0.40	4.42	4.83	4.14	0.68
2280	Umari	Moradabad	0.26	2.68	2.94	2.53	0.41
2281	Madhupuri	Moradabad	0.32	1.74	2.06	1.59	0.47

2282	Begumpur	Moradabad	0.62	7.03	7.65	6.02	1.63
2283	Gindora	Moradabad	0.41	2.00	2.42	1.81	0.60
2284	Ahmadpur	Moradabad	5.50	1.70	7.20	2.83	4.37
2285	Khalilpur Kaddim	Moradabad	0.43	3.69	4.12	3.28	0.84
2286	Rasulpur chauraha	Moradabad	0.45	2.82	3.27	2.73	0.54
2287	Mahmoodpur Mafi	Moradabad	0.49	4.75	5.24	3.89	1.35
2288	Bagadpur	Moradabad	0.98	4.03	5.01	2.73	2.28
2289	Dadupur	Moradabad	0.47	1.70	2.17	1.74	0.43
2290	Kafiabad	Moradabad	0.21	2.12	2.32	2.27	0.06
2291	Bhaisle	Moradabad	0.34	2.85	3.19	2.17	1.03
2292	Mallupura	Moradabad	1.25	2.75	4.00	2.52	1.48
2293	Nagla Bankar	Moradabad	0.88	1.85	2.73	2.22	0.51
2294	Samathal	Moradabad	0.68	8.52	9.20	6.81	2.39
2295	Mishri pur	Moradabad	0.50	6.30	6.79	5.28	1.51
2296	Khanpur Kasba	Moradabad	1.35	1.61	2.96	2.48	0.47
2297	Phoolpur Mithanpur	Moradabad	0.68	2.12	2.80	1.94	0.86
2298	Hasanpur gopalpur	Moradabad	0.73	2.35	3.08	2.37	0.72
2299	Baikainia Mafi	Moradabad	0.44	2.16	2.59	1.96	0.64
2300	Sikandrabad	Moradabad	0.68	3.60	4.28	3.49	0.79
2301	Ghadi	Moradabad	1.18	6.72	7.90	7.59	0.31
2302	Rajipur Khaddar	Moradabad	0.63	4.10	4.73	3.54	1.19
2303	Modi Hajratpur	Moradabad	1.58	7.83	9.41	7.23	2.17
2304	Didhori	Moradabad	1.89	1.35	3.24	2.56	0.68
2305	Mohabbatpur	Moradabad	0.26	3.03	3.29	2.90	0.39
2306	Rai	Muzaffar Nagar	1.41	6.44	7.85	6.58	1.27
2307	Dheerahadi	Muzaffar Nagar	0.35	3.17	3.52	3.14	0.38
2308	Bhupa	Muzaffar Nagar	3.73	9.02	12.75	12.69	0.06
2309	Beileda	Muzaffar Nagar	0.16	5.32	5.48	5.22	0.26
2310	Sikandarpur	Muzaffar Nagar	0.19	3.94	4.13	3.72	0.41
2311	Rahmatpur	Muzaffar Nagar	0.27	3.88	4.15	3.66	0.49
2312	Gadala	Muzaffar Nagar	0.18	5.23	5.40	4.25	1.15
2313	Badiwala	Muzaffar Nagar	0.77	2.65	3.42	2.40	1.02
2314	Bijopura	Muzaffar Nagar	0.70	3.15	3.85	2.72	1.13
2315	Khampur	Muzaffar Nagar	0.67	10.71	11.38	9.51	1.87
2316	Rampur	Muzaffar Nagar	2.38	8.63	11.01	5.47	5.53
2317	Bagowali	Muzaffar Nagar	3.68	10.13	13.81	6.10	7.71
2318	Sisowna	Muzaffar Nagar	1.28	13.93	15.21	12.37	2.83
2319	Paraie	Muzaffar Nagar	0.21	4.20	4.41	3.81	0.60
2320	Datiyana	Muzaffar Nagar	5.43	11.32	16.76	7.91	8.85
2321	Bihari	Muzaffar Nagar	1.49	5.87	7.35	5.36	1.99
2322	Roodkali	Muzaffar Nagar	0.22	0.95	1.18	0.83	0.34
2323	Nanheda	Muzaffar Nagar	1.37	2.59	3.96	3.75	0.21
2324	Habibpur Sikri	Muzaffar Nagar	1.29	1.61	2.90	2.14	0.76
2325	Mandwara	Muzaffar Nagar	0.34	2.37	2.71	1.46	1.25
2326	Mandwara	Muzaffar Nagar	1.38	4.25	5.63	4.78	0.84
2327	Alipur	Muzaffar Nagar	0.91	4.72	5.63	4.93	0.70
2328	Sahadabbar	Muzaffar Nagar	0.28	4.10	4.38	3.88	0.50
2329	Rasulpur Madi	Muzaffar Nagar	0.34	3.22	3.57	1.64	1.93
2330	Kuralasi	Muzaffar Nagar	0.35	9.51	9.86	7.88	1.98
2331	Parasoli	Muzaffar Nagar	0.63	11.30	11.93	11.84	0.09
2332	Mohd.pur Ramsingh	Muzaffar Nagar	1.13	5.49	6.61	5.37	1.24
2333	GhariNoabad	Muzaffar Nagar	1.42	4.85	6.27	4.68	1.59

2334	Sikarpur	Muzaffar Nagar	0.04	1.56	1.60	0.79	0.80
2335	Laccheda	Muzaffar Nagar	0.97	7.65	8.62	6.00	2.62
2336	Tigre	Muzaffar Nagar	0.48	7.80	8.28	6.26	2.02
2337	Jadoda	Muzaffar Nagar	3.07	16.78	19.86	15.32	4.54
2338	Jhatmujhera	Muzaffar Nagar	0.56	7.25	7.81	7.30	0.51
2339	Kukda	Muzaffar Nagar	2.16	18.72	20.87	12.69	8.19
2340	Bahadur pur	Muzaffar Nagar	1.17	7.71	8.88	6.10	2.79
2341	Nirana	Muzaffar Nagar	0.50	5.50	6.00	3.79	2.21
2342	Almaspur	Muzaffar Nagar	0.12	5.44	5.56	3.70	1.86
2343	Durshanpur ghari	Muzaffar Nagar	0.13	2.45	2.58	1.67	0.91
2344	Bhelaikalan	Rae Bareli	1.17	5.44	6.61	4.56	2.05
2345	Sarrora	Rae Bareli	0.77	5.54	6.32	3.53	2.78
2346	Dostpur	Rae Bareli	0.53	4.71	5.24	3.92	1.32
2347	Amawa	Rae Bareli	0.45	6.03	6.47	5.30	1.17
2348	Jalalpur	Rae Bareli	0.35	6.66	7.02	5.53	1.49
2349	Rasulpur	Rae Bareli	0.41	6.69	7.10	4.66	2.45
2350	Pallyaveer singhpur	Rae Bareli	0.47	3.93	4.40	3.07	1.33
2351	Behrampur	Rae Bareli	0.90	4.51	5.41	2.49	2.92
2352	Belhani	Rae Bareli	1.15	4.75	5.90	5.47	0.43
2353	Rajaoli	Rae Bareli	0.90	5.47	6.37	3.09	3.29
2354	Kannawan	Rae Bareli	0.61	8.09	8.69	7.25	1.45
2355	Bannawan	Rae Bareli	0.93	11.32	12.25	8.84	3.42
2356	Bannamau	Rae Bareli	0.99	5.36	6.35	2.94	3.41
2357	Mirzapur Taudhakpur	Rae Bareli	0.79	3.34	4.13	2.18	1.95
2358	Khairhani	Rae Bareli	1.04	7.85	8.88	7.58	1.30
2359	Govindpur Balloli	Rae Bareli	0.49	5.73	6.22	2.86	3.36
2360	Mainahaar Katra	Rae Bareli	0.54	8.89	9.43	4.82	4.61
2361	Rampur Sudauli	Rae Bareli	2.67	13.16	15.83	9.71	6.12
2362	Sabzi	Rae Bareli	0.60	5.82	6.42	5.17	1.25
2363	Belvanhasanpur	Rae Bareli	0.48	5.32	5.80	2.94	2.86
2364	Satgavan	Rae Bareli	0.17	4.94	5.11	2.32	2.79
2365	Kamai	Rae Bareli	1.26	6.27	7.53	4.27	3.26
2366	Viraj	Rae Bareli	0.95	9.03	9.98	7.19	2.79
2367	Saimrota	Rae Bareli	4.22	8.37	12.59	5.42	7.17
2368	Basantpur	Rae Bareli	1.02	3.29	4.31	2.74	1.58
2369	Thokarpur	Rae Bareli	1.24	4.41	5.65	3.01	2.64
2370	Akabarpur Farsi	Rae Bareli	2.49	8.07	10.56	7.25	3.30
2371	Ramnagar	Rae Bareli	0.30	4.53	4.83	3.56	1.27
2372	Madsata	Rae Bareli	0.18	4.21	4.39	2.71	1.69
2373	Madyar	Rae Bareli	0.88	5.19	6.07	4.60	1.47
2374	Chinrahi	Rae Bareli	0.79	3.91	4.71	3.70	1.00
2375	Ramai	Rae Bareli	0.39	4.82	5.21	4.01	1.20
2376	Madarkhera	Rae Bareli	0.55	6.91	7.46	5.76	1.69
2377	Kurrie	Rae Bareli	1.24	9.77	11.00	8.77	2.24
2378	Kundooli	Rae Bareli	1.58	11.30	12.88	9.33	3.55
2379	Todarpur	Rae Bareli	0.58	4.86	5.44	3.41	2.03
2380	Tilenda	Rae Bareli	0.77	5.36	6.14	4.44	1.70
2381	Bahadurnagar	Rae Bareli	2.71	15.05	17.76	12.47	5.29
2382	Ranikhera	Rae Bareli	0.65	6.01	6.65	5.52	1.13
2383	Bhaghirathpur	Rae Bareli	0.43	1.89	2.32	1.56	0.76
2384	Kura	Rae Bareli	0.68	7.67	8.34	5.05	3.29
2385	Shahmau	Rae Bareli	0.47	4.60	5.08	3.82	1.25

2386	Janapur	Rae Bareli	2.31	0.91	3.23	1.77	1.45
2387	Umarpur	Rae Bareli	0.44	4.88	5.32	4.98	0.34
2388	Karnpur	Rae Bareli	3.48	10.31	13.78	8.94	4.85
2389	Neemtikar	Rae Bareli	1.79	11.82	13.61	10.32	3.29
2390	Chanda Thikar	Rae Bareli	1.87	6.64	8.51	6.26	2.25
2391	Vishnupur	Rae Bareli	13.84	2.07	15.91	10.45	5.47
2392	Maidaimau	Rae Bareli	0.48	2.52	3.01	2.57	0.44
2393	Baghai	Rae Bareli	3.05	15.19	18.25	8.48	9.77
2394	Jamuwava	Rae Bareli	3.37	9.83	13.19	9.78	3.42
2395	Tiloie	Rae Bareli	2.81	15.98	18.79	13.99	4.80
2396	Devkali	Rae Bareli	1.07	7.06	8.14	5.86	2.28
2397	Chaura	Rae Bareli	1.12	4.24	5.36	3.84	1.52
2398	Vadhona	Rae Bareli	0.56	3.91	4.47	3.21	1.27
2399	Bermakha	Rae Bareli	3.08	3.84	6.92	1.04	5.88
2400	Uttarpara	Rae Bareli	0.63	4.32	4.95	3.64	1.32
2401	Ariyank	Rae Bareli	1.09	5.50	6.59	4.66	1.93
2402	Ahuri	Rae Bareli	1.84	6.71	8.55	4.62	3.93
2403	Todhanpur	Rae Bareli	0.67	1.92	2.59	1.87	0.72
2404	Asne	Rae Bareli	1.67	2.40	4.07	2.18	1.88
2405	Hasak	Rae Bareli	1.37	4.11	5.48	2.85	2.63
2406	Umarpur	Rae Bareli	0.44	4.88	5.32	4.98	0.34
2407	Karanpur	Rae Bareli	3.48	10.31	13.78	8.94	4.85
2408	Neemtekar	Rae Bareli	1.79	11.82	13.61	10.32	3.29
2409	Chandatekar	Rae Bareli	1.87	6.64	8.51	6.26	2.25
2410	Vishunpur	Rae Bareli	2.41	13.50	15.91	10.45	5.47
2411	Maidemau	Rae Bareli	0.58	2.42	3.01	2.57	0.44
2412	Bahai	Rae Bareli	3.05	15.19	18.25	8.48	9.77
2413	Jamubaba	Rae Bareli	3.37	9.83	13.19	9.78	3.42
2414	Teloie	Rae Bareli	2.81	15.98	18.79	13.99	4.80
2415	Devkali	Rae Bareli	1.07	7.06	8.14	5.86	2.28
2416	Ashapur Ruru	Rae Bareli	1.15	3.95	5.10	3.79	1.32
2417	Sambasi	Rae Bareli	1.29	6.75	8.04	4.95	3.08
2418	Barkot	Rae Bareli	1.31	6.31	7.62	6.18	1.44
2419	Chetra Bujurg	Rae Bareli	1.04	9.06	10.11	9.03	1.07
2420	Pakar goan	Rae Bareli	2.77	12.08	14.85	7.05	7.80
2421	Dandgarh	Rae Bareli	1.76	4.38	6.14	3.06	3.08
2422	Thuladi	Rae Bareli	5.73	10.69	16.42	8.81	7.61
2423	Padorakalan	Rae Bareli	0.24	10.43	10.67	9.22	1.46
2424	Ashan Jagatpur	Rae Bareli	0.86	17.31	18.17	13.51	4.67
2425	Uchauri	Rae Bareli	0.87	5.89	6.76	5.18	1.58
2426	Datauli	Rae Bareli	1.24	8.52	9.75	5.51	4.25
2427	Usufpur	Rae Bareli	0.96	5.70	6.66	4.03	2.63
2428	Rangoan	Rae Bareli	1.01	3.78	4.79	2.70	2.09
2429	Gigon	Rae Bareli	0.55	9.37	9.92	6.90	3.02
2430	Eseiya	Rae Bareli	2.44	10.36	12.80	6.95	5.85
2431	Narsinghpur	Rae Bareli	0.79	3.00	3.78	2.84	0.95
2432	Dhanabad	Rae Bareli	0.70	4.05	4.75	2.93	1.82
2433	Dagabhat	Rae Bareli	0.78	6.03	6.81	4.61	2.20
2434	Dhannipur	Rae Bareli	0.96	4.18	5.14	3.78	1.36
2435	Mathena	Rae Bareli	0.80	3.18	3.98	2.46	1.52
2436	Saimbasi	Rae Bareli	0.81	5.76	6.57	5.70	0.87
2437	Rain	Rae Bareli	1.21	4.87	6.09	3.48	2.61

2438	Mubarakpur	Rae Bareli	0.32	3.55	3.87	3.49	0.38
2439	Sobh vapur	Rae Bareli	0.24	3.14	3.39	2.66	0.73
2440	Jhabbar Hardopati	Rae Bareli	0.12	2.89	3.01	2.23	0.78
2441	Semarpatta	Rae Bareli	3.12	13.41	16.53	13.36	3.18
2442	Baraha	Rae Bareli	0.43	3.23	3.66	2.89	0.77
2443	Bishunkhera	Rae Bareli	0.49	3.00	3.49	2.93	0.56
2444	Alampur	Rae Bareli	1.02	6.75	7.77	3.08	4.69
2445	Udvamau	Rae Bareli	0.59	3.70	4.29	3.03	1.27
2446	Jagatpur Mithkora	Rae Bareli	0.53	3.89	4.41	3.11	1.30
2447	Sarai Bairehakhera	Rae Bareli	0.67	4.47	5.14	3.36	1.77
2448	Kasrawan	Rae Bareli	0.95	10.12	11.07	8.82	2.25
2449	Devpuri	Rae Bareli	0.60	6.20	6.80	6.06	0.74
2450	Sehgon Purabgav	Rae Bareli	0.46	5.16	5.61	3.19	2.42
2451	S.Paschimgoan	Rae Bareli	0.92	10.90	11.82	10.45	1.38
2452	Tamanpur	Rae Bareli	1.70	7.30	8.99	5.45	3.54
2453	Gadhari	Rae Bareli	1.03	7.62	8.65	5.19	3.46
2454	Rajamau	Rae Bareli	0.80	5.30	6.10	3.27	2.84
2455	Middhona	Rae Bareli	1.33	7.46	8.80	4.24	4.55
2456	Iecholi	Rae Bareli	2.05	13.69	15.74	11.15	4.58
2457	Raja Mau	Rae Bareli	0.88	12.34	13.22	10.43	2.79
2458	Pastora	Rae Bareli	1.99	3.86	5.85	5.10	0.75
2459	Kalie Khera	Rae Bareli	0.89	4.45	5.34	4.64	0.70
2460	Sekhpur Samodha	Rae Bareli	1.33	13.27	14.60	11.93	2.67
2461	Alliepur	Rae Bareli	1.37	5.99	7.36	5.14	2.22
2462	Ondieh	Rae Bareli	0.92	6.47	7.40	5.53	1.87
2463	Kotva	Rae Bareli	0.44	3.11	3.54	3.05	0.49
2464	Ashapur Ghari	Rae Bareli	0.59	4.29	4.88	4.27	0.61
2465	Mithapur Badiya	Rae Bareli	1.52	5.12	6.64	2.96	3.68
2466	Khajur Goan	Rae Bareli	3.08	10.25	13.33	5.37	7.96
2467	Gaigaso	Rae Bareli	1.34	8.44	9.78	5.02	4.76
2468	Maduri	Rae Bareli	1.17	4.29	5.46	4.75	0.71
2469	Haripur	Rae Bareli	1.02	3.04	4.06	2.20	1.86
2470	Kumahroa	Rae Bareli	1.87	3.14	5.01	2.57	2.44
2471	Gahieri	Rae Bareli	1.04	9.94	10.98	6.56	4.42
2472	Gogapur Varigoan	Rae Bareli	0.96	5.94	6.90	3.70	3.21
2473	Sakatpur	Rae Bareli	0.62	5.63	6.25	3.49	2.77
2474	Rampur Mohideen	Rae Bareli	0.39	7.69	8.07	6.01	2.06
2475	Pehnasa	Rae Bareli	1.85	4.73	6.58	3.58	3.00
2476	Malpur	Rae Bareli	0.79	7.02	7.81	4.75	3.06
2477	Hansva	Rae Bareli	0.74	5.77	6.51	6.32	0.19
2478	Mahakhera	Rae Bareli	1.53	4.34	5.87	4.39	1.48
2479	Rewari Pasia kher	Rae Bareli	0.74	5.09	5.83	4.22	1.61
2480	Uttra Gori	Rae Bareli	1.23	6.36	7.59	4.09	3.50
2481	Ambra Paschim	Rae Bareli	1.45	10.46	11.90	8.23	3.67
2482	Chillola	Rae Bareli	1.26	8.16	9.41	5.82	3.59
2483	Sodasi	Rae Bareli	0.88	6.27	7.15	3.94	3.21
2484	Lalumau	Rae Bareli	0.44	3.80	4.24	2.59	1.64
2485	Gora Rupai	Rae Bareli	0.81	9.36	10.18	6.42	3.75
2486	Beheta Kala	Rae Bareli	1.66	4.45	6.11	4.38	1.74
2487	Vibhora Mahesh	Rae Bareli	0.77	4.09	4.86	2.65	2.21
2488	Vandie	Rae Bareli	0.90	5.20	6.10	4.30	1.80
2489	Anwarpur Barovi	Saharanpur	0.07	2.27	2.34	2.12	0.22

2490	Bhulni	Saharanpur	0.05	3.39	3.44	2.74	0.70
2491	Sansarpur	Saharanpur	2.10	14.60	16.70	16.06	0.64
2492	Azampur kala	Saharanpur	0.25	2.84	3.09	2.74	0.35
2493	Mazipur	Saharanpur	0.02	3.45	3.48	2.21	1.27
2494	Naurangpur	Saharanpur	0.22	2.74	2.97	2.49	0.48
2495	Ganeshpur	Saharanpur	1.30	5.10	6.40	5.53	0.87
2496	Kotdi Behlolpur	Saharanpur	0.69	4.37	5.05	3.81	1.24
2497	Muzaffarabad	Saharanpur	0.17	13.31	13.49	11.80	1.69
2498	Khujnavar	Saharanpur	0.67	2.91	3.59	3.35	0.24
2499	Sherpur	Saharanpur	0.94	9.98	10.91	7.89	3.02
2500	Aurangabad	Saharanpur	0.19	3.48	3.67	2.24	1.43
2501	Takipur	Saharanpur	0.63	3.38	4.01	2.58	1.43
2502	Bhattpura	Saharanpur	0.43	2.19	2.62	2.54	0.08
2503	Dayalpur	Saharanpur	0.44	4.00	4.44	4.03	0.42
2504	Lakhnor	Saharanpur	0.01	4.25	4.27	1.52	2.74
2505	Rasulpur	Saharanpur	0.21	3.08	3.29	3.10	0.19
2506	Kolki Kalan	Saharanpur	1.88	7.23	9.11	8.03	1.08
2507	Sekhpura Kadim	Saharanpur	1.88	25.59	27.46	26.69	0.78
2508	Khazuri Akbarpur	Saharanpur	0.13	8.48	8.62	7.77	0.84
2509	Balliakhedi	Saharanpur	0.42	3.35	3.77	3.11	0.66
2510	Hariyabaans	Saharanpur	0.05	4.19	4.23	3.75	0.48
2511	Hasanpur Bhalsava	Saharanpur	0.38	7.82	8.20	7.94	0.26
2512	Beritaga	Saharanpur	0.29	2.65	2.94	2.02	0.92
2513	Nlheaida Ghazi	Saharanpur	0.23	2.55	2.78	2.49	0.30
2514	Ghoghariki	Saharanpur	1.57	6.06	7.63	4.19	3.44
2515	Pairagpur	Saharanpur	0.02	3.30	3.32	3.21	0.11
2516	Rasulpur Kalan	Saharanpur	0.37	6.71	7.08	6.68	0.41
2517	Aata Bujurg	Shajahanpur	0.36	4.21	4.57	4.47	0.10
2518	Kahalia	Shajahanpur	0.77	7.20	7.97	7.51	0.46
2519	Chakmithas	Shajahanpur	0.99	7.59	8.58	7.89	0.69
2520	Hatoda Bujurg	Shajahanpur	0.41	10.40	10.81	9.96	0.85
2521	Hussainpur R.pur	Shajahanpur	0.16	3.76	3.91	3.81	0.11
2522	Katia Kammu	Shajahanpur	0.69	1.96	2.65	2.32	0.32
2523	Lagholi	Shajahanpur	0.23	3.47	3.70	3.51	0.19
2524	Mau wasak	Shajahanpur	0.50	3.40	3.90	3.05	0.85
2525	Firozpur	Shajahanpur	0.22	6.53	6.75	5.32	1.43
2526	Jamuka	Shajahanpur	0.05	4.44	4.49	4.39	0.10
2527	Rehdeva	Shajahanpur	0.17	3.82	3.99	3.32	0.68
2528	Satva Bujurg	Shajahanpur	0.32	4.34	4.67	4.51	0.16
2529	Jujharpur	Shajahanpur	0.37	4.47	4.84	3.97	0.87
2530	Nahila	Shajahanpur	1.29	9.02	10.31	7.95	2.36
2531	Karnapur Vitoni	Shajahanpur	0.32	4.66	4.98	4.97	0.01
2532	Gangsara	Shajahanpur	0.80	7.73	8.53	8.39	0.15
2533	Dideriya Bujurg	Shajahanpur	2.71	4.30	7.00	6.91	0.09
2534	Pakdia Haqi	Shajahanpur	1.30	6.81	8.11	7.99	0.13
2535	Gudhni	Shajahanpur	0.19	3.09	3.28	3.10	0.18
2536	Kahmara	Shajahanpur	0.26	3.86	4.11	4.07	0.05
2537	Ghanshyampur	Shajahanpur	0.39	4.05	4.44	4.38	0.06
2538	Saklanpur	Sitapur	0.32	4.99	5.31	5.24	0.07
2539	Pachera N.pur	Sitapur	1.25	6.18	7.43	5.10	2.33
2540	Nonair	Sitapur	1.17	7.57	8.74	6.93	1.81
2541	Beniraj Dashrath	Sitapur	0.66	5.03	5.70	3.70	1.99

2542	Bikhpur	Sitapur	0.74	4.46	5.20	4.12	1.07
2543	Kyorikalan	Sitapur	1.41	9.53	10.94	6.80	4.13
2544	Persehara S.pur	Sitapur	0.86	7.75	8.61	4.20	4.41
2545	Salelmau	Sitapur	1.88	5.73	7.60	5.62	1.98
2546	Surjipara	Sitapur	0.03	3.70	3.73	2.69	1.03
2547	Mudrasan	Sitapur	0.25	5.28	5.53	4.10	1.42
2548	Salalpur	Sitapur	0.77	7.12	7.89	7.21	0.69
2549	Bhadeva	Sitapur	1.91	9.91	11.82	11.15	0.67
2550	Jalalipur Dehat	Sitapur	0.79	11.36	12.15	10.89	1.26
2551	Rikshein	Sitapur	0.74	5.86	6.60	5.85	0.75
2552	Badkherva	Sitapur	0.40	4.25	4.65	2.49	2.16
2553	Omr-salempur	Sitapur	1.30	5.61	6.92	3.91	3.00
2554	Garhrasi	Sitapur	0.52	5.00	5.52	4.36	1.16
2555	Katyara	Sitapur	2.23	8.52	10.75	7.53	3.22
2556	Mazigoanvan	Sitapur	0.19	3.30	3.50	2.57	0.93
2557	Peetpur	Sitapur	0.75	3.79	4.54	3.43	1.11
2558	Daudpur	Sitapur	0.40	3.86	4.26	0.92	3.34
2559	Sarora Kalan	Sitapur	2.61	5.56	8.18	2.79	5.39
2560	Sultanpur Maruf	Sitapur	0.20	2.73	2.93	1.15	1.78
2561	Mumtazpur	Sitapur	0.72	6.46	7.18	5.68	1.50
2562	Sultanpur	Sitapur	0.76	3.18	3.95	2.22	1.72
2563	Dahaia	Sitapur	0.34	4.05	4.39	1.91	2.48
2564	Dahawa	Sitapur	0.59	2.36	2.95	1.70	1.25
2565	Basantpur	Sitapur	1.16	3.32	4.48	0.73	3.75
2566	Chajan	Sitapur	0.38	3.20	3.58	1.99	1.59
2567	Adhana	Sitapur	0.20	2.77	2.96	1.08	1.88
2568	Kaima	Sitapur	0.88	6.35	7.23	2.92	4.31
2569	Deirama	Sitapur	1.66	1.55	3.21	2.17	1.04
2570	Sekhapur	Sitapur	0.69	6.71	7.40	6.95	0.44
2571	Amitia	Sitapur	0.19	5.86	6.05	5.16	0.89
2572	Armi	Sitapur	0.95	6.33	7.29	6.03	1.25
2573	Jarthua	Sitapur	1.27	2.78	4.05	2.71	1.34
2574	Mahadev Atra	Sitapur	2.11	6.11	8.22	5.40	2.81
2575	Mohrasa	Sitapur	1.03	2.21	3.24	1.93	1.32
2576	Pokhra	Sitapur	0.04	3.70	3.74	2.74	1.00
2577	S.Baldev Singh	Sitapur	0.05	2.10	2.15	2.00	0.16
2578	Kasmanda	Sitapur	0.33	5.35	5.68	1.82	3.86
2579	Koknamau	Sitapur	0.23	4.79	5.02	2.09	2.93
2580	Gadhikrondi	Sitapur	1.18	3.33	4.51	2.70	1.81
2581	Charasi	Sitapur	0.37	1.57	1.94	0.70	1.24
2582	Ashodhan	Sitapur	0.25	4.37	4.62	3.04	1.58
2583	Dularpur	Sitapur	0.78	3.91	4.69	2.76	1.92
2584	Naya Goan	Sitapur	0.69	7.00	7.68	4.67	3.02
2585	Kurda	Sitapur	0.24	2.13	2.37	1.30	1.08
2586	Jugoora	Sitapur	0.30	2.37	2.68	1.90	0.78
2587	Barethi	Sitapur	0.17	2.85	3.02	1.04	1.98
2588	Jagdishpur	Sitapur	0.22	2.32	2.54	0.17	2.37
2589	Budhanpur	Sitapur	0.22	3.58	3.80	2.94	0.86
2590	Bhatpurva	Sitapur	0.39	3.92	4.31	3.91	0.40
2591	Kalayanpur	Sitapur	0.39	6.33	6.72	5.90	0.82
2592	Madnapur	Sitapur	0.48	4.46	4.93	3.83	1.10
2593	Ussra	Sitapur	0.31	3.01	3.32	3.05	0.27

2594	Haiderpur	Sitapur	1.60	8.84	10.44	3.00	7.44
2595	Belamaukala	Sitapur	0.65	4.59	5.24	3.49	1.75
2596	Doliekala	Sitapur	0.46	6.11	6.57	3.46	3.11
2597	Katka	Sitapur	0.90	3.38	4.28	2.98	1.29
2598	Baloiya	Sitapur	0.46	5.41	5.86	4.71	1.15
2599	Mangrora	Sitapur	2.10	2.58	4.69	2.91	1.78
2600	Hurriya	Sitapur	0.05	3.95	4.00	3.81	0.18
2601	Newada	Sitapur	1.65	5.56	7.21	4.90	2.31
2602	Sujolia	Sitapur	0.27	2.85	3.12	1.82	1.30
2603	Harirampur	Sitapur	0.01	4.03	4.04	2.76	1.28
2604	Kakrahi	Sitapur	1.25	3.65	4.90	3.59	1.31
2605	Jyoti Shah	Sitapur	0.53	4.99	5.52	2.80	2.72
2606	Lalva	Sitapur	0.16	2.30	2.46	0.90	1.57
2607	Polia	Sitapur	0.21	2.26	2.47	1.36	1.10
2608	Basaideh	Sitapur	0.91	7.84	8.74	2.29	6.45
2609	Barosa	Sitapur	0.40	3.60	4.01	2.53	1.48
2610	Rajepur	Sitapur	0.87	6.02	6.89	5.09	1.80
2611	Dadwara	Sitapur	0.37	5.45	5.82	4.91	0.91
2612	Gurdhapa	Sitapur	0.88	9.01	9.88	8.78	1.11
2613	Paitla	Sitapur	0.49	5.87	6.36	6.21	0.15
2614	Udnapur Kariya	Sitapur	1.87	9.24	11.11	7.79	3.32
2615	Vazirpur	Sitapur	0.81	4.49	5.30	3.99	1.31
2616	Variya Deh	Sitapur	2.36	6.25	8.61	7.48	1.14
2617	Katesar	Sitapur	0.09	8.45	8.54	4.58	3.95
2618	Koriya Gangadas	Sitapur	0.35	5.43	5.78	4.39	1.40
2619	Koriya Jagdishpur	Sitapur	0.35	5.43	5.78	4.39	1.40
2620	Navin Nagar	Sitapur	0.98	8.81	9.79	8.52	1.27
2621	Rauri	Sitapur	0.62	3.98	4.60	1.65	2.95
2622	Beripur	Sitapur	0.18	3.60	3.78	3.02	0.76
2623	Negoha	Sitapur	1.25	4.11	5.36	4.47	0.89
2624	Semeri Bhag	Sitapur	0.11	4.01	4.13	3.45	0.68
2625	Sairekhpur Bhure	Sitapur	0.39	3.59	3.98	3.74	0.25
2626	Narhapur	Sitapur	0.56	2.92	3.49	3.03	0.45
2627	Jharia	Sitapur	0.59	8.36	8.95	7.46	1.49
2628	Persai Harnath	Sitapur	0.59	4.18	4.77	4.44	0.33
2629	Badeliya	Sitapur	0.30	6.97	7.27	5.63	1.64
2630	Dhuans	Sonebhadra	0.70	5.70	6.40	5.40	1.00
2631	Bharoli	Sonebhadra	0.22	5.27	5.49	4.45	1.04
2632	Madar	Sonebhadra	0.21	2.65	2.87	2.22	0.65
2633	Shivkhati	Sonebhadra	0.97	3.29	4.26	2.41	1.85
2634	Vamtauli	Sonebhadra	0.45	1.78	2.23	1.37	0.86
2635	Judvariya	Sonebhadra	0.05	3.89	3.94	2.50	1.44
2636	Silhata	Sonebhadra	0.67	3.57	4.24	2.41	1.83
2637	Kakroli	Sonebhadra	0.61	7.20	7.81	4.29	3.52
2638	Kushmaha	Sonebhadra	0.15	5.48	5.64	4.19	1.44
2639	Kuthan	Sonebhadra	1.38	9.00	10.38	4.60	5.78
2640	Navgavan	Sonebhadra	3.57	0.13	3.70	2.35	1.35
2641	Bhawna	Sonebhadra	0.48	4.57	5.05	3.51	1.54
2642	Koldiha	Sonebhadra	0.20	4.20	4.41	3.60	0.80
2643	Deeva	Sonebhadra	0.19	4.75	4.94	4.09	0.85
2644	Madhka	Sonebhadra	0.36	7.10	7.46	5.85	1.61
2645	Popi	Sonebhadra	0.78	5.36	6.14	5.38	0.76

2646	Katwaria	Sonebhadra	0.25	3.03	3.29	2.03	1.25
2647	Odoli	Sonebhadra	0.16	3.71	3.88	3.00	0.88
2648	Mahuraser	Sonebhadra	0.17	4.17	4.34	2.80	1.54
2649	Umarikala	Sonebhadra	0.18	3.56	3.74	2.75	0.99
2650	Butbedbva	Sonebhadra	4.24	14.12	18.36	9.15	9.20
2651	Saliyadeh	Sonebhadra	0.19	6.80	6.99	4.97	2.02
2652	Dhannora	Sonebhadra	1.75	8.54	10.29	6.90	3.39
2653	Khajuri	Sonebhadra	0.27	4.08	4.34	3.44	0.90
2654	Jabar	Sonebhadra	0.85	6.71	7.55	3.39	4.16
2655	Teda	Sonebhadra	0.31	7.30	7.61	4.74	2.86
2656	Harpura	Sonebhadra	0.24	9.74	9.98	4.53	5.45
2657	Bairkhad	Sonebhadra	0.34	9.06	9.40	6.01	3.39
2658	Mahuli	Sonebhadra	1.78	8.53	10.31	6.91	3.40
2659	Phulwar	Sonebhadra	1.27	7.91	9.18	6.95	2.23
2660	Lasda	Sonebhadra	0.51	3.41	3.92	3.08	0.83
2661	Kamhari	Sonebhadra	0.17	3.04	3.20	2.48	0.72
2662	Konga	Sonebhadra	0.03	6.81	6.84	3.55	3.29
2663	Dhanarvot	Sonebhadra	1.10	6.14	7.24	4.34	2.90
2664	Chainpur	Sonebhadra	0.43	4.03	4.46	3.19	1.27
2665	Dhanvar	Sonebhadra	0.74	6.35	7.09	4.75	2.34
2666	Bachra	Sonebhadra	0.03	7.86	7.88	5.97	1.91
2667	Rahand	Sonebhadra	0.52	3.54	4.06	2.07	1.98
2668	Khotomahua	Sonebhadra	0.17	7.30	7.48	5.53	1.95
2669	Bajia	Sonebhadra	0.68	8.67	9.35	5.44	3.91
2670	Gaghra	Sonebhadra	0.25	6.68	6.93	4.10	2.84
2671	Bhisur	Sonebhadra	0.28	4.75	5.03	3.31	1.72
2672	Chona	Sonebhadra	0.01	8.73	8.74	4.92	3.82
2673	Bhanwar	Sonebhadra	0.00	9.88	9.89	4.37	5.52
2674	Sashi tola	Sonebhadra	0.22	5.41	5.63	3.56	2.07
2675	Hatiyar	Sonebhadra	0.81	10.45	11.25	8.52	2.74
2676	Gohda	Sonebhadra	0.98	7.81	8.80	5.63	3.17
2677	Sundari	Sonebhadra	1.24	6.25	7.49	5.63	1.85
2678	Jorukhad	Sonebhadra	0.37	9.49	9.85	6.06	3.79
2679	Karhiya	Sonebhadra	0.05	11.26	11.31	6.05	5.26
2680	Maldeva	Sonebhadra	0.65	5.99	6.64	4.61	2.04
2681	Vider	Sonebhadra	2.05	14.38	16.43	10.08	6.35
2682	Behradol	Sonebhadra	3.16	9.32	12.49	5.06	7.42
2683	Rajkhad	Sonebhadra	1.60	9.82	11.41	6.34	5.08
2684	Hathwani	Sonebhadra	0.40	7.41	7.81	4.73	3.08
2685	Dumhan	Sonebhadra	1.90	8.40	10.30	4.88	5.43
2686	Jharokala	Sonebhadra	1.31	12.11	13.42	9.69	3.72
2687	Dumardiha	Sonebhadra	6.09	11.23	17.32	13.39	3.93
2688	Kattoli	Sonebhadra	2.47	8.50	10.98	6.56	4.42
2689	Devri Khurd	Sonebhadra	0.60	4.46	5.05	3.25	1.80
2690	Bannora II	Sonebhadra	0.38	3.06	3.44	1.87	1.57
2691	Duraval kala	Sonebhadra	0.15	3.64	3.79	2.34	1.45
2692	Jait	Sonebhadra	2.22	4.87	7.09	5.69	1.39
2693	Dehri Kala	Sonebhadra	0.15	3.23	3.38	1.68	1.70
2694	Unchdeh	Sonebhadra	1.00	4.32	5.32	3.18	2.14
2695	Maanpur	Sonebhadra	0.83	2.89	3.73	1.47	2.26
2696	Panwar	Sonebhadra	0.02	3.72	3.75	2.08	1.67
2697	Babhnoli	Sonebhadra	0.25	3.45	3.69	2.70	0.99

2698	Dhobbie	Sonebhadra	0.86	2.95	3.81	2.49	1.32
2699	Keveta	Sonebhadra	0.46	5.27	5.73	3.47	2.26
2700	Aahrora	Sonebhadra	0.97	6.58	7.56	4.08	3.47
2701	Visundhari	Sonebhadra	1.19	5.03	6.22	4.88	1.34
2702	Guruval	Sonebhadra	0.54	4.99	5.54	3.73	1.80
2703	Pandey Pokhar	Sonebhadra	0.30	3.93	4.23	3.45	0.78
2704	Patehra	Sonebhadra	1.38	3.33	4.71	4.01	0.70
2705	Hinduari	Sonebhadra	0.75	3.65	4.40	2.26	2.13
2706	Magurahi	Sonebhadra	0.11	2.36	2.46	2.24	0.23
2707	Sersia Jaithe	Sonebhadra	0.71	3.16	3.87	3.75	0.12
2708	Pagiya	Sonebhadra	5.46	2.87	8.33	4.03	4.30
2709	Saranga	Sonebhadra	0.04	4.61	4.65	3.21	1.44
2710	Jadreaua	Sonebhadra	1.00	5.61	6.61	4.70	1.90
2711	Gordihe	Sonebhadra	0.49	2.04	2.53	1.36	1.18
2712	Saindhuri	Sonebhadra	1.65	2.41	4.06	2.90	1.16
2713	Barak	Sonebhadra	0.94	4.98	5.92	3.33	2.58
2714	Basoli	Sonebhadra	0.65	2.78	3.42	1.64	1.78
2715	Muthair	Sonebhadra	0.19	2.56	2.75	1.88	0.87
2716	Bajuaare	Sonebhadra	3.35	5.00	8.35	5.30	3.05
2717	Lodi	Sonebhadra	0.59	3.90	4.48	2.98	1.51
2718	Basva Nisf	Sonebhadra	0.78	3.14	3.92	3.24	0.68
2719	Dehri	Sonebhadra	0.93	4.41	5.34	2.11	3.23
2720	Kakrahi	Sonebhadra	0.16	3.14	3.30	2.26	1.03
2721	Pashe kala	Sonebhadra	1.13	5.17	6.31	3.47	2.84
2722	Orgaie	Sonebhadra	0.97	2.83	3.80	2.96	0.84
2723	Sehraiya	Sonebhadra	0.89	6.04	6.94	5.91	1.03
2724	Tendua	Sonebhadra	0.01	5.51	5.52	2.50	3.02
2725	Servit	Sonebhadra	1.62	6.86	8.48	6.07	2.41
2726	Pakri	Sonebhadra	1.30	4.52	5.82	4.39	1.42
2727	Sirpalpur	Sonebhadra	0.64	2.65	3.29	2.67	0.61
2728	Jalalpur Sarvan	Sonebhadra	1.39	3.82	5.21	2.66	2.55
2729	Maruha	Sonebhadra	0.59	3.64	4.23	2.74	1.49
2730	Karki	Sonebhadra	0.66	3.77	4.43	3.58	0.85
2731	Khairahi	Sonebhadra	0.72	3.19	3.91	3.42	0.49
2732	Vahera	Sonebhadra	0.35	5.88	6.23	4.35	1.88
2733	Bar	Sonebhadra	0.88	4.90	5.78	3.77	2.01
2734	Petrahi	Sonebhadra	1.55	3.32	4.87	3.00	1.86
2735	Sajor	Sonebhadra	0.19	2.33	2.52	1.92	0.60
2736	Badoli	Sonebhadra	0.68	4.63	5.30	3.35	1.96
2737	Rajpur	Sonebhadra	2.06	6.04	8.11	2.84	5.27
2738	Karma	Sonebhadra	0.67	5.37	6.04	4.21	1.83
2739	Gadaigad	Sonebhadra	0.52	5.14	5.66	4.02	1.64
2740	Ahrora	Sonebhadra	0.97	6.58	7.56	4.08	3.47
2741	Bisundhari	Sonebhadra	1.19	5.03	6.22	4.88	1.34
2742	Ballole	Sonebhadra	0.98	3.14	4.12	3.37	0.74
2743	Bhaisavar	Sonebhadra	0.30	6.82	7.12	5.49	1.64
2744	Ummarpur preetam	Unnao	0.91	2.59	3.49	1.79	1.71
2745	Dabauli	Unnao	1.73	9.94	11.67	6.09	5.59
2746	Gadai	Unnao	1.28	9.31	10.59	7.71	2.88
2747	Lakhnapur	Unnao	0.27	3.17	3.44	2.47	0.97
2748	Samaspur	Unnao	1.56	3.99	5.55	3.65	1.89
2749	Tanda satan	Unnao	0.22	5.96	6.18	3.98	2.20

2750	Gorimau	Unnao	0.73	4.48	5.22	3.24	1.98
2751	Mikkhanpur G.pur	Unnao	0.08	3.02	3.10	1.91	1.19
2752	Harai pur	Unnao	0.77	2.46	3.24	0.71	2.53
2753	Abaik	Unnao	0.43	6.14	6.57	3.97	2.60
2754	Beheta Muzavar	Unnao	0.22	11.13	11.35	6.74	4.61
2755	Rosnabad	Unnao	0.39	2.56	2.96	1.42	1.54
2756	Amirpur	Unnao	0.78	3.43	4.22	3.21	1.01
2757	Ruri Sadikpur	Unnao	2.83	13.49	16.32	13.73	2.58
2758	Asasyas	Unnao	0.34	7.64	7.98	5.66	2.32
2759	Rasulpur Ruri	Unnao	1.36	6.91	8.27	7.18	1.09
2760	FatehpurKhalsa	Unnao	0.87	2.89	3.76	1.19	2.57
2761	Sultanpur	Unnao	0.72	2.67	3.40	2.91	0.49
2762	Jahangirabad	Unnao	0.12	4.80	4.92	4.49	0.43
2763	Mehmdabad	Unnao	2.06	4.68	6.74	4.27	2.47
2764	Khanpur Kuroli	Unnao	0.02	1.60	1.61	0.64	0.97
2765	Shahpur Khurd	Unnao	1.17	2.65	3.82	2.57	1.25
2766	Ahmadabad Mathar	Unnao	1.98	4.21	6.19	4.73	1.46
2767	Baruaghat	Unnao	0.43	7.00	7.43	5.50	1.93
2768	Jaitpur	Unnao	0.54	2.90	3.43	2.58	0.85
2769	Jajmau Ahatmali	Unnao	2.04	7.44	9.48	6.92	2.56
2770	Shivpuri	Unnao	0.87	2.67	3.54	2.40	1.14
2771	Katri Gadanpur	Unnao	0.17	4.75	4.91	2.80	2.11
2772	Sindhupur	Unnao	1.09	4.35	5.44	4.06	1.38
2773	Jogikot	Unnao	1.51	5.60	7.10	3.93	3.17
2774	Byoli Islamabad	Unnao	1.65	18.41	20.06	11.97	8.09
2775	Jirikpur	Unnao	1.31	5.52	6.83	5.03	1.81
2776	Bangarmau	Unnao	1.82	9.43	11.25	7.43	3.82
2777	Madarnagar	Unnao	2.34	5.28	7.63	4.95	2.68
2778	Saipur Sagora	Unnao	0.86	6.09	6.94	4.85	2.09
2779	Haibatpur	Unnao	1.12	6.40	7.52	5.68	1.84
2780	Latifpur	Unnao	1.04	7.52	8.56	6.16	2.40
2781	Asav Nahiddipur	Unnao	0.92	2.99	3.91	2.33	1.58
2782	Sursaini	Unnao	2.20	6.63	8.83	7.16	1.67
2783	Chahlaha	Unnao	0.05	3.48	3.53	3.14	0.39
2784	Matha pur	Unnao	0.66	5.11	5.77	3.43	2.34
2785	Parsuraram pur	Unnao	0.29	4.64	4.92	3.76	1.17
2786	Sakrauli	Unnao	0.07	4.62	4.68	4.15	0.53
2787	Attardhanni	Unnao	0.18	6.13	6.31	3.95	2.36
2788	Hariyaware	Unnao	0.99	5.76	6.75	4.93	1.82
2789	Armupur	Unnao	0.37	6.93	7.29	5.54	1.76
2790	Gauriakala	Unnao	5.03	3.91	8.94	4.30	4.64
2791	Shadipur	Unnao	6.93	10.01	16.94	10.81	6.12
2792	Kursath	Unnao	7.78	34.50	42.28	18.53	23.75
2793	Godri	Unnao	0.07	4.62	4.68	4.15	0.53
2794	Asivan taraf	Unnao	0.06	2.25	2.31	1.78	0.53
2795	Malhi Mau	Unnao	0.07	2.67	2.74	1.53	1.21
2796	Muzaffarpur sari	Unnao	0.11	7.95	8.06	6.08	1.98
2797	Asivan taraf Nagar	Unnao	0.59	1.83	2.41	1.85	0.57
2798	Godva	Unnao	0.38	2.77	3.16	2.64	0.52
2799	Addora	Unnao	1.63	7.66	9.29	7.42	1.87
2800	Rampur Khajadi	Unnao	1.77	2.33	4.10	3.92	0.18
2801	Makhdumpur safi	Unnao	0.08	4.34	4.41	3.30	1.11

2802	Katra Tarona	Unnao	0.67	4.58	5.25	5.01	0.24
2803	Mavie	Unnao	2.27	6.80	9.08	7.30	1.77
2804	Dhamiyana	Unnao	1.93	4.20	6.13	4.11	2.02
2805	Bhurkundi	Unnao	0.88	4.55	5.44	4.16	1.28
2806	Naserpur samad	Unnao	1.53	3.35	4.88	3.97	0.91
2807	Kulha Attora	Unnao	1.40	12.86	14.25	10.92	3.34
2808	Khanpur Pariali	Unnao	1.11	1.32	2.43	0.77	1.66
2809	Bezimau	Unnao	0.38	3.30	3.68	1.97	1.71
2810	Galrapur	Unnao	0.59	3.00	3.59	2.66	0.94
2811	Bobira	Unnao	0.25	1.22	1.47	1.44	0.03
2812	Gobra	Unnao	0.53	4.21	4.75	3.66	1.08
2813	Kharwal	Unnao	0.63	3.74	4.37	3.85	0.52
2814	Lochaie	Unnao	0.68	3.96	4.64	3.47	1.18
2815	Purchava	Unnao	1.59	11.78	13.37	9.57	3.80
2816	Anikhurd	Unnao	0.19	3.32	3.50	1.69	1.82
2817	Chak baresar	Unnao	1.70	4.45	6.15	5.35	0.80
2818	Himmatkhera	Unnao	0.99	5.03	6.02	4.63	1.39
2819	Balla pur	Unnao	3.80	6.44	10.24	6.38	3.85
2820	Sirdhar pur	Unnao	0.95	8.23	9.18	3.21	5.97
2821	Barauki	Unnao	1.86	5.54	7.41	5.43	1.97
2822	Kusraj pur	Unnao	1.68	4.79	6.47	3.68	2.78
2823	Jasra pur	Unnao	0.52	2.90	3.40	3.16	0.24
2824	Bheergava	Unnao	3.67	5.90	9.57	8.31	1.26
2825	Maholia Shivpar	Unnao	3.06	3.10	6.16	2.10	4.06
2826	Naya gav Habibpur	Unnao	0.79	6.01	6.79	4.21	2.58
2827	Barsohia	Unnao	0.88	5.84	6.71	3.74	2.98
2828	Bikhari pur	Unnao	2.84	10.63	13.47	11.52	1.95
2829	Jansa	Varanasi	0.83	2.86	3.69	2.61	1.08
2830	Gaharpur	Varanasi	1.02	2.63	3.64	3.59	0.05
2831	Mahmoodpur	Varanasi	0.65	2.02	2.67	0.29	2.38
2832	Basantpur	Varanasi	0.52	3.80	4.32	2.90	1.42
2833	Matsar	Varanasi	1.66	4.44	6.10	3.23	2.87
2834	Kursato	Varanasi	0.31	1.21	1.52	1.48	0.04
2835	Jalalpur	Varanasi	0.71	1.79	2.50	1.97	0.53
2836	Deendasapur	Varanasi	1.08	3.30	4.38	2.75	1.63
2837	Kaithi	Varanasi	1.56	6.60	8.17	7.86	0.31
2838	Parsadpur	Varanasi	0.45	2.75	3.21	2.43	0.78
2839	Ahrak	Varanasi	0.92	3.93	4.84	2.97	1.87
2840	Lallapur	Varanasi	0.44	0.45	0.88	0.03	0.85
2841	Bhatpurva Khurd	Varanasi	0.69	1.48	2.18	0.89	1.29
2842	Harpur	Varanasi	0.53	0.95	1.48	0.84	0.64
2843	Rakhona	Varanasi	0.53	0.84	1.37	0.49	0.88
2844	Sakhanpur	Varanasi	0.26	2.97	3.23	2.38	0.85
2845	Ganeshpur	Varanasi	1.03	1.67	2.71	2.20	0.51
2846	Kundriya	Varanasi	0.47	1.85	2.31	1.91	0.41
2847	Kallipur	Varanasi	1.62	4.14	5.77	3.41	2.36
2848	Chaukhandi	Varanasi	0.71	1.69	2.40	1.51	0.89
2849	Abbunagar	Varanasi	0.05	1.43	1.48	0.50	0.98
2850	Phulpur	Varanasi	0.67	12.55	13.22	11.34	1.88
2851	Samogra	Varanasi	3.75	2.16	5.91	3.66	2.25
2852	Bindra	Varanasi	1.58	1.63	3.21	1.80	1.41
2853	Asbalpur	Varanasi	3.69	1.51	5.20	2.75	2.45

2854	Ajaipur	Varanasi	1.34	0.65	1.99	1.63	0.37
2855	Jamapur	Varanasi	0.62	0.77	1.39	1.11	0.29
2856	Fattepur	Varanasi	0.78	2.18	2.95	2.69	0.26
2857	Roh	Varanasi	1.25	2.17	3.42	2.17	1.25
2858	Rampur	Varanasi	3.73	3.49	7.23	5.24	1.99
2859	Chintapur	Varanasi	0.49	0.31	0.80	0.32	0.48
2860	Korout	Varanasi	0.43	1.18	1.61	1.02	0.60
2861	Khaiwasipur	Varanasi	0.43	0.74	1.17	0.72	0.45
2862	Dhatapur	Varanasi	0.69	1.38	2.07	1.88	0.18
2863	Bikharipur	Varanasi	0.97	0.64	1.61	0.73	0.88
2864	Mehndipur	Varanasi	3.72	2.12	5.84	1.59	4.25
2865	Behlori	Varanasi	0.66	1.47	2.13	1.63	0.50
2866	Parnandapur	Varanasi	0.86	1.31	2.17	0.53	1.64
2867	Chandapur	Varanasi	1.46	3.13	4.58	2.82	1.76
2868	Nagepur	Varanasi	0.52	1.76	2.28	2.05	0.22
2869	Ayodhayapur	Varanasi	0.85	0.97	1.82	1.17	0.66
2870	Lohrapur	Varanasi	0.56	0.64	1.20	0.61	0.59
2871	Chakhrawan	Varanasi	0.79	2.57	3.36	1.75	1.61
2872	Kharawan	Varanasi	2.19	5.44	7.63	3.25	4.38
2873	Kusumura	Varanasi	1.15	3.85	5.00	2.68	2.32
2874	Sarawana	Varanasi	0.48	4.11	4.59	2.35	2.25
2875	Lal Mankot	Varanasi	0.18	1.50	1.68	1.26	0.42
2876	Paranapur	Varanasi	0.87	2.06	2.93	1.50	1.43
2877	Chittampur	Varanasi	0.84	2.69	3.53	1.89	1.64
2878	Azab	Varanasi	0.83	2.61	3.43	2.31	1.12
2879	Bartharra Khurd	Varanasi	1.45	4.19	5.65	3.33	2.31
2880	Hadiadeh	Varanasi	1.32	3.74	5.06	2.79	2.27
2881	Bela	Varanasi	0.77	5.04	5.81	4.14	1.67
2882	Azmara	Varanasi	3.56	7.83	11.39	9.75	1.65
2883	Deidara	Varanasi	0.13	1.38	1.51	0.88	0.63
2884	Dholapur	Varanasi	0.59	0.79	1.38	0.77	0.61
2885	Gazapur	Varanasi	0.90	0.79	1.69	0.81	0.88
2886	Jagardev pur	Varanasi	0.67	1.38	2.04	1.59	0.45
2887	Kashipur	Varanasi	0.35	0.27	0.62	0.39	0.23
2888	Bhem Chandi	Varanasi	0.78	0.86	1.65	1.11	0.54
2889	Aswari	Varanasi	0.81	0.92	1.73	0.99	0.74
2890	Parjanpur	Varanasi	0.64	3.19	3.83	0.62	3.21
2891	Karna Dadi	Varanasi	0.78	1.72	2.50	1.38	1.12
2892	Tetrapur	Varanasi	0.21	1.27	1.48	0.69	0.79
2893	Gadar	Varanasi	1.86	2.59	4.45	2.67	1.78
2894	Kashipur	Varanasi	0.29	0.92	1.21	0.70	0.51
2895	Kaneri	Varanasi	0.47	1.35	1.82	0.30	1.53
2896	Parampur	Varanasi	0.49	0.95	1.44	0.73	0.71
2897	Saroni	Varanasi	6.21	7.23	13.44	3.62	9.82
2898	Sajoi	Varanasi	0.61	1.41	2.03	0.99	1.04
2899	Sihokha	Varanasi	1.29	0.46	1.75	1.28	0.47
2900	Kurona	Varanasi	0.49	1.04	1.54	0.94	0.60
2901	Ghoghli	Varanasi	0.96	0.57	1.53	0.95	0.58
2902	Ghoghati	Varanasi	3.87	1.42	5.30	3.63	1.67
2903	Surhe	Varanasi	2.20	3.54	5.74	4.12	1.62
2904	Bhani	Varanasi	0.85	0.83	1.68	1.47	0.22
2905	Baikhuntpur	Varanasi	1.66	2.77	4.43	3.06	1.38

2906	Bhaie	Varanasi	1.26	1.32	2.58	2.03	0.55
2907	Kathiravn	Varanasi	1.53	14.35	15.88	10.31	5.57
2908	Mahimapur	Varanasi	0.32	3.30	3.62	1.74	1.88
2909	Gadar	Varanasi	1.86	2.59	4.45	2.67	1.78
Total			2495.80	10947.83	13443.63	8943.07	4500.56

Appendix-9

(Reference: Paragraph 1.9; page 11)

Budgeting and budgetary process

(Budget not prepared by Kshetra Panchayats)

Sl.No.	Name of Kshetra Panchayats
1	Chaundaus (Aligarh)
2	Masaudha (Faizabad)
3	Tanda (Ambadker Nagar)
4	Wah (Agra)
5	Rohania (Raibareily)
6	Rahi (Raibareily)
7	Har Hua (Varanasi)
8	Araziline (Varanasi)

Appendix-10

(Reference: Paragraph 1.10.2; page 12)

Preparation of annual accounts

(Monthly accounts not prepared by Kshetra Panchayats)

Sl.No.	Name of Kshetra Panchayats
1	Khairabad (Agra)
2	Rajepur (Farrukhabad)
3	Saurikh (Kannauj)
4	Haseran (Kannauj)
5	Vikramjote (Basti)
6	Deoband (Saharanpur)
7	Baskhari (Ambedkernagar)
8	Jhangeerganj (Ambedkernagar)
9	Masudha (Faizabad)
10	Haswa (Fatehpur)
11	Tanda (Ambadkernagar)
12	Kapatangang (Basti)
13	Wah (Agra)
14	Bhichpuri (Agra)
15	Baldeo (Mathura)
16	Badraon (Mau)
17	Kopaganj (Mau)
18	Araziline (Varanasi)
19	Jamalpur (Mirzapur)

Appendix-11
(Reference: Paragraph 1.10.3; page 13)
Non-reconciliation of Cash Balances
(Non-reconciliation of Cash Balances in Zila Panchayats)
(Rs in lakh)

Sl. No.	Name of Zila Panchayats	Period of Audit	Balance as on 31.3.2006		Difference
			As per Cashbook	As per Passbook	
1.	Mahamaya Nagar	2005-06	293.10	210.75	82.35
2.	Auria	2005-06	37.46	67.84	30.38
3.	Mahoba	2005-06	292.70	352.24	59.54
4.	Ghaziabad	2005-06	136.16	189.52	53.36
5.	Raibareilly	2005-06	622.45	707.21	84.76
6.	Kannauj	2005-06	102.27	108.55	6.28
7.	Pilibhit	2005-06	21.39	78.73	57.54
8.	Chandauli	2005-06	273.96	378.76	104.80
9.	Farukhabad	2005-06	477.89	518.58	40.69
10.	Meerut	2005-06	497.73	504.83	7.10
11.	Badaun	2005-06	842.73	875.66	32.93
12.	Muzzafer Nagar	2005-06	268.48	282.52	14.04
13.	Chitrakoot	2005-06	529.04	559.76	30.72
14.	Kanpur Dehat	2005-06	383.47	431.33	47.86
15.	Banda	2005-06	1084.10	934.96	149.14
16.	Mau	2005-06	575.14	597.62	22.48
17.	Hardoi	2005-06	863.95	817.73	51.99
18.	Ambedkar Nagar	2005-06	584.27	583.26	1.01
Total					876.97

Appendix-12
(Reference: Paragraph 1.10; page 13)
Non-reconciliation of Cash Balances
(Non-reconciliation of Cash Balances in Kshetra Panchayats)
(Rs in lakh)

Sl. No.	Name of Kshetra Panchayat	Period of Audit	Balance as on 31.3.2006		Difference
			As per Cashbook	As per Passbook	
1	Wah (Agra)	2005-06	13.97	26.74	12.77
2	Zamalpur (Mirzapur)	2005-06	59.65	64.48	4.83
3	Hastnainapur (Meerut)	2005-06	14.33	23.15	8.82
4	Harriya (Basti)	2005-06	33.45	27.84	5.61
5	Gulawati (Bulandshahar)	2005-06	16.80	29.08	12.28
6	Jahangirganj (AmbedkerNager)	2005-06	42.25	21.10	21.15
7	Amapur(Etah)	2005-06	19.62	20.16	0.54
8	Baskhari (AmbedkarNagar)	2005-06	33.51	41.35	07.84
9	Malwa(FatehPur)	2005-06	24.85	35.33	10.48
10	BaHua(FatehPur)	2005-06	24.36	32.71	8.35
11	Miyaganj(unnao)	2005-06	6.27	6.28	0.01
12	Haswa(FetehPur)	2005-06	35.80	36.58	0.78
13	Trivediganj (Barabanki)	2005-06	73.24	104.66	31.41
14	Dehagavan (Badaun)	2005-06	27.06	30.85	3.81
15	Hadergarh (Barabanki)	2005-06	44.77	68.08	23.31
16	Tappal (Aligarh)	2005-06	18.52	33.71	15.18
17	Bhiyaun (Ambedkarnagar)	2005-06	45.98	52.64	6.66

18	Sohawal (Faizabad)	2005-06	79.46	72.58	6.88
19	RampuManisaran (Saharanpur)	2005-06	4.24	10.39	6.15
20	Bakul (Saharanpur)	2005-06	16.55	25.91	9.36
21	Mavana (Meerut)	2005-06	7.26	12.29	5.03
22	Devrala (Meerut)	2005-06	6.11	25.49	19.38
23	Mazgavan (Bareilly)	2005-06	15.42	25.42	10.00
24	Kadar Chowk (Badaun)	2005-06	43.28	39.92	3.35
25	Satavaon (Raibareilly)	2005-06	46.49	49.40	2.91
26	Arniya (Bulandshahar)	2005-06	31.23	36.00	4.77
27	Ashapur (Badaun)	2005-06	47.27	42.04	5.52
28	Kadhora (Jalon)	2005-06	34.57	42.99	8.41
29	Saiyana (Bulandshahar)	2005-06	9.94	12.32	2.37
30	Sardhana (Meerut)	2005-06	5.27	6.42	1.60
31	Rahi (Raibareilly)	2005-06	53.35	74.93	21.58
32	Badroan (Mau)	2005-06	31.39	38.63	7.24
33	Kopaganj (Mau)	2005-06	37.28	33.33	3.95
34	Zamalpur (Varanasi)	2005-06	59.65	64.47	4.82
35	Mohmadabad (Ghazipur)	2005-06	29.01	31.04	2.03
36	Pawasa (Moradabad)	2005-06	26.88	43.76	16.88
37	Kashvidhyapith (Varanasi)	2005-06	22.63	24.70	2.07
38	Lalganj (Pratapgarh)	2005-06	26.55	37.91	11.36
39	Ghatampur (kanpur Nagar)	2005-06	13.58	15.47	1.89
40	Kunda (Pratapgarh)	2005-06	31.83	73.73	41.90
41	Dankaur (Gautambudh Nagar)	2005-06	13.39	26.73	13.34
42	Gangeshwari(J.P.Nagar)	2005-06	30.76	33.63	2.87
43	Rajgarh (Mirzapur)	2005-06	170.10	171.93	1.83
44	Malvan(Fatehpur)	2005-06	24.85	35.32	10.47
45	Masauda (Faizabad)	2005-06	41.08	32.52	11.44
46	Badlapur (Jaunpur)	2005-06	20.45	3.90	16.55
47	Jaswant Nagar (Etawah)	2005-06	45.90	55.78	9.88
48	Barthna (Etawah)	2005-06	13.11	34.21	21.10
Total					460.76

Appendix- 13
(Reference: Paragraph 1.16; page 16)
Utilization of Twelfth Finance commission grant
(Delay in release of 1st installment of 12th FC grant 2005-06)

Name of PRIs	Name of units/districts	Date of release of grant by Government of India	Date of credit to a/c of Government of Uttar Pradesh (GO UP)	Date of sanction of grant by Panchayat Raj Department Government of Uttar Pradesh		Date of release of grant by DPROs in case of KPs & GPs	Date of credit to treasury/bank accounts of the units	Delay in days
				Directly to ZPs	Authorized District Panchayat Raj Officers (DPROs) for KPs & GPs			
Zila Panchayat (ZP)	Lalitpur	28-11-2005	28-11-2005	8-12-2005	--	--	09-01-2006	28
	Mahamayanagar (Hathras)	28-11-2005	28-11-2005	8-12-2005	--	--	03-01-2006	22
	Ghaziabad	28-11-2005	28-11-2005	8-12-2005	--	--	15-12-2005	03
	Jyoti Ba Phule Nagar	28-11-2005	28-11-2005	8-12-2005	--	--	30-12-2005	17
	Jhansi	28-11-2005	28-11-2005	8-12-2005	--	--	14-12-2005	04
	Chitrakut	28-11-2005	28-11-2005	8-12-2005	--	--	24-12-2005	14
Kshetra Panchayats (KPs)	Ghotawal (Sonbhadra)	28-11-2005	28-11-2005	--	8-12-2005	--	14-12-2005	02
	Jhangirganj (Ambedkar Nagar)	28-11-2005	28-11-2005	--	8-12-2005	--	26-12-2005	14
	Bahnu (Fatehpur)	28-11-2005	28-11-2005	--	8-12-2005	--	06-02-2006	56
	Malwan (Fatehpur)	28-11-2005	28-11-2005	--	8-12-2005	--	12-01-2006	31
	Jalalpur (Ambedkar Nagar)	28-11-2005	28-11-2005	--	8-12-2005	--	12-12-2005	00
	Bhiyaw (Ambedkar Nagar)	28-11-2005	28-11-2005	--	8-12-2005	--	15-12-2005	03
	Mayabazar (Faizabad)	28-11-2005	28-11-2005	--	8-12-2005	--	15-12-2005	03
	Sohawal (Faizabad)	28-11-2005	28-11-2005	--	8-12-2005	--	30-12-2005	18
	Aurash (Unnao)	28-11-2005	28-11-2005	--	8-12-2005	--	25-01-2006	44
	Pura (Faizabad)	28-11-2005	28-11-2005	--	8-12-2005	--	06-01-2006	25
	Dankaur (Gautambudhnagar)	28-11-2005	28-11-2005	--	8-12-2005	--	14-12-2005	02
	Gulawati (Bulandshahar)	28-11-2005	28-11-2005	--	8-12-2005	--	27-12-2005	15
	Gangeshwari (J.P.Nagar)	28-11-2005	28-11-2005	--	8-12-2005	--	20-03-2006	98
	Miyaganj (Fatehpur)	28-11-2005	28-11-2005	--	8-12-2005	--	23-12-2005	11
	Masaudha (Faizabad)	28-11-2005	28-11-2005	--	8-12-2005	--	27-12-2005	15
	Mawai (Barabanki)	28-11-2005	28-11-2005	--	8-12-2005	--	29-12-2005	17
	Banki (Barabanki)	28-11-2005	28-11-2005	--	8-12-2005	--	20-12-2005	8

	Sarojani Nagar (Lucknow)	28-11-2005	28-11-2005	--	8-12-2005	--	12-12-2005	7
	Chhachhlait (Moradabad)	28-11-2005	28-11-2005	--	8-12-2005	--	21-12-2005	9
	Moradabad (Moradabad)	28-11-2005	28-11-2005	--	8-12-2005	--	12-12-2005	7
	Rudauli (Barabanki)	28-11-2005	28-11-2005	--	8-12-2005	--	03-01-2006	22
	Karvi (Chitrakut)	28-11-2005	28-11-2005	--	8-12-2005	--	23-12-2005	11
	Mohan Lal Ganj (Lucknow)	28-11-2005	28-11-2005	--	8-12-2005	--	22-12-2005	10
	Harakh (Barabanki)	28-11-2005	28-11-2005	--	8-12-2005	--	28-02-2006	78
	Pahadi (Chitrakut)	28-11-2005	28-11-2005	--	8-12-2005	--	23-12-2005	11
	Manikpur (Chitrakut)	28-11-2005	28-11-2005	--	8-12-2005	--	31-12-2005	19
	Bisanda (Banda)	28-11-2005	28-11-2005	--	8-12-2005	--	29-12-2005	17
	Sirouli Gauspur (Barabanki)	28-11-2005	28-11-2005	--	8-12-2005	--	23-02-2006	73
	Dewa (Barabanki)	28-11-2005	28-11-2005	--	8-12-2005	--	25-02-2006	75

Appendix- 14

(Reference: Paragraph 1.16; page 16)

Utilization of Twelfth Finance commission grant (Delay in release of 2nd installment of 12th FC grant 2005-06)

Name of PRI	Name of units/districts	Date of release of grant by Government of India	Date of credit to a/c of Government of Uttar Pradesh (GO UP)	Date of sanction of grant by Panchayat Raj Department Government of Uttar Pradesh		Date of release of grant by DPROs in case of KPs & GPs	Date of credit to treasury/ bank accounts of the units	Delay in days
				Directly to ZPs	Authorized District Panchayat Raj Officers (DPROs) for KPs & GPs			
Zila Panchayats (ZPs)	Lalitpur	02-03-2006	02-03-2006	10-03-2006	--	--	28-03-2006	12
	Mahamayanagr (Hatras)	02-03-2006	02-03-2006	10-03-2006	--	--	31-03-2006	15
	Ghaziabad	02-03-2006	02-03-2006	10-03-2006	--	--	25-03-2006	09
	Jyoti Ba Phule Nagar	02-03-2006	02-03-2006	10-03-2006	--	--	31-03-2006	15
	Jhansi	02-03-2006	02-03-2006	10-03-2006	--	--	25-03-2006	09
	Chitrakut	02-03-2006	02-03-2006	10-03-2006	--	--	29-03-2006	13
Kshetra Panchayats (KPs)	Ghotawal (Sonbhadra)	02-03-2006	02-03-2006	--	10-03-2006	--	23-03-2006	06
	Jhangirganj (Ambedkar Nagar)	02-03-2006	02-03-2006	--	10-03-2006	--	31-03-2006	15
	Bahnua (Fatehpur)	02-03-2006	02-03-2006	--	10-03-2006	--	15-04-2006	30
	Malwan (Fatehpur)	02-03-2006	02-03-2006	--	10-03-2006	--	20-06-2006	96
	Jalalpur	02-03-2006	02-03-2006	--	10-03-2006	--	22-03-2006	06

(Ambedkar Nagar)								
Bhiyaw (Ambedkar Nagar)	02-03-2006	02-03-2006	--	10-03-2006	--	30-03-2006	14	
Mayabazar (Faizabad)	02-03-2006	02-03-2006	--	10-03-2006	--	23-03-2006	06	
Sohawal (Faizabad)	02-03-2006	02-03-2006	--	10-03-2006	--	13-04-2006	28	
Aurash (Unnao)	02-03-2006	02-03-2006	--	10-03-2006	--	19-05-2006	64	
Pura (Faizabad)	02-03-2006	02-03-2006	--	10-03-2006	--	13-04-2006	28	
Dankaur (Gautambudh Nagar)	02-03-2006	02-03-2006	--	10-03-2006	--	31-03-2006	15	
Gulawati (Bulandshahar)	02-03-2006	02-03-2006	--	10-03-2006	--	07-04-2006	22	
Gangeshwari (J.P.Nagar)	02-03-2006	02-03-2006	--	10-03-2006	--	18-04-2006	33	
Miyaganj (Fatehpur)	02-03-2006	02-03-2006	--	10-03-2006	--	14-06-2006	90	
Mausaudha (Faizabad)	02-03-2006	02-03-2006	--	10-03-2006	--	31-03-2006	15	
Mawai (Barabanki)	02-03-2006	02-03-2006	--	10-03-2006	--	20-04-2006	35	
Banki (Barabanki)	02-03-2006	02-03-2006	--	10-03-2006	--	27-03-2006	11	
Sarojani Nagar (Lucknow)	02-03-2006	02-03-2006	--	10-03-2006	--	11-04-2006	26	
Chhachhlait (Moradabad)	02-03-2006	02-03-2006	--	10-03-2006	--	31-03-2006	15	
Moradabad (Moradabad)	02-03-2006	02-03-2006	--	10-03-2006	--	31-03-2006	15	
Rudauli (Barabanki)	02-03-2006	02-03-2006	--	10-03-2006	--	21-04-2006	36	
Karvi (Chitrakut)	02-03-2006	02-03-2006	--	10-03-2006	--	31-03-2006	15	
Mohan Lal Ganj (Lucknow)	02-03-2006	02-03-2006	--	10-03-2006	--	31-05-2006	76	
Harakh (Barabanki)	02-03-2006	02-03-2006	--	10-03-2006	--	27-04-2006	42	
Pahadi (Chitrakut)	02-03-2006	02-03-2006	--	10-03-2006	--	28-03-2006	13	
Manikpur (Chitrakut)	02-03-2006	02-03-2006	--	10-03-2006	--	12-04-2006	27	
Bisanda (Banda)	02-03-2006	02-03-2006	--	10-03-2006	--	21-04-2006	36	
Sirouli Gauspur (Barabanki)	02-03-2006	02-03-2006	--	10-03-2006	--	28-04-2006	43	
Dewa (Barabanki)	02-03-2006	02-03-2006	--	10-03-2006	--	28-04-2006	43	

Appendix-15

(Reference: Paragraph 1.16; page 16)

**Utilization of Twelfth Finance Commission grant
(Utilization of 12th FC grant 2005-06 in Zila Panchayats)**

(Rs in Lakh)

Sl.No.	Name of Zila Panchayat	Date of Audit	Amount received	Expenditure	Balance
1	Lalitpur	January 2007	101.90	0	101.90
2	Mahoba	January 2007	65.58	29.75	35.83
3	Pilibhit	January 2007	120.64	30.73	89.91
4	Badaun	November 2006	217.84	0	217.84
5	B.Shahar	December 2006	194.42	20.53	173.89
6	Sonbhadra	December 2006	153.42	57.26	96.15
7	Mathura	December 2006	137.04	0	137.04
8	Aligarh	November 2006	185.04	0	185.04
9	Varanasi	November 2006	146.4	0	146.40
10	Moradabad	January 2007	216.68	37.71	178.97
11	Ballia	December 2006	197.94	89.39	108.55
12	Kannauj	December 2006	94.86	41.36	53.50
13	Mahamaya Nagar	January 2007	91.36	0	91.36
14	Ghaziabad	February 2007	145.22	71.16	74.06
15	J P Nagar	February 2007	101.90	21.82	80.08
16	Farrukhabad	November 2006	105.40	0	105.40
17	Ghazipur	November 2006	227.22	0	227.22
18	Barabanki	October 2006	217.84	0	217.84
19	Firozabad	October 2006	113.60	0	113.60
20	Mirzapur	October 2006	195.60	0	195.60
21	Jaunpur	October 2006	292.80	0	292.80
22	Chitrakoot	March 2007	74.96	0	74.96
23	Jhansi	February 2007	114.78	0	114.78
Total			3512.44	399.71	3112.72

Appendix-16

(Reference: Paragraph 1.16; page 16)

**Utilization of Twelfth Finance Commission grant
(Utilization of 12th FC grant 2005-06 in Kshetra Panchayats)**

Sl.No.	Name of Kshetra Panchayats	District	Date of Audit	Amount received	Expenditure	Balance
1	Baskhari	Ambedkar Nagar	January 2007	7.34	0	7.34
2	Jahangirganj	Ambedkar Nagar	January 2007	7.76	0	7.76
3	Jalalpur	Ambedkar Nagar	January 2007	10.8	0	10.8
4	Mieyaon	Ambedkar Nagar	January 2007	7.42	3.59	3.83
5	Kheragarh	Agra	November 2006	2.22	0	2.22
6	Jawan	Aligarh	November 2006	8.92	0	8.92
7	Khair	Aligarh	November 2006	7.32	0	7.32
8	Tappal	Aligarh	October 2006	7.92	0	7.92
9	Chandaus	Aligarh	October 2006	7.78	0	7.78
10	Arania	Bulandshahar	December 2006	5.78	2.94	2.84

11	Sayana	Bulandshahar	December 2006	4.2	4.1	0.1
12	Gulawati	Bulandshahar	March 2007	1.84	0	1.84
13	Dahgwan	Badaun	November 2006	6.66	0	6.66
14	Sahaswan	Badaun	November 2006	7.84	0	7.84
15	Ashafpur	Badaun	November 2006	6.3	0	6.3
16	Kadarchauk	Badaun	November 2006	5.7	0	5.7
17	Chilkahar	Ballia	December 2006	6.36	0.77	5.59
18	Nawanagar	Ballia	December 2006	5.68	1.79	3.89
19	Bisanda	Banda	March 2007	7.54	0	7.54
20	Trivediganj	Barabanki	October 2006	5.78	0	5.78
21	Haidergarh	Barabanki	October 2006	6.32	0	6.32
22	Mawai	Barabanki	March 2007	5.56	0	5.56
23	Banki	Barabanki	March 2007	7.04	0.81	6.23
24	Rudauli	Barabanki	February 2007	8.2	3.91	4.29
25	Deva	Barabanki	March 2007	6.52	4.01	2.51
26	Sirauli Gauspur	Barabanki	March 2007	5.58	0	5.58
27	Harakh	Barabanki	March 2007	5.96	0.95	5.01
28	Khurja	Buland sh.	December 2006	8.88	4.13	4.75
29	Anup Shahr	Bulandsh.	December 2006	6.86	0	6.86
30	Karvi	Chitrakoot	March 2007	9.5	6.2	3.3
31	Manikpur	Chitrakoot	March 2007	8.78	0	8.78
32	Pahadi	Chitrakoot	March 2007	8.36	0	8.36
33	Amapur	Etah	November 2006	5.52	0	5.52
34	Mayabazar	Faizabad	February 2007	8.52	0	8.52
35	Sohawal	Faizabad	February 2007	9.14	6.92	2.22
36	Purabazar	Faizabad	February 2007	8.42	0	8.42
37	Masaudha	Faizabad	February 2007	9.1	8.72	0.38
38	Rajepur	Farrukhabad	November 2006	6.18	0	6.18
39	Haswa	Fatehpur	January 2007	7.96	0	7.96
40	Malwa	Fatehpur	February 2007	8.4	2.16	6.24
41	Wahwua	Fatehpur	January 2007	7.98	6.65	1.33
42	Tundla	Firozabad	October 2006	6.96	0	6.96
43	Jasrana	Firozabad	October 2006	3.58	0	3.58
44	Narkhee	Firozabad	October 2006	6.78	0	6.78
45	Madanpur	Firozabad	October 2006	7.06	0	7.06
46	Dankaur	G.B.Nagar	March 2007	7.02	0	7.02
47	Mohamdabad	Ghazipur	November 2006	7.18	0	7.18
48	Jakhania	Ghazipur	November 2006	3.78	0	3.78
49	Saidpur	Ghazipur	November 2006	4.05	0	4.05
50	Manihari	Ghazipur	November 2006	7.58	0	7.58
51	Gangeshwari	J.P.Nagar	March 2007	7.96	0	7.96
52	Ram Nagar	Jaunpur	October 2006	7.38	0	7.38
53	Kannauj	Kannauj	December 2006	6.6	1.36	5.24
54	Talgram	Kannauj	November 2006	6.38	0	6.38
55	Haseran	Kannauj	November 2006	4.1	0	4.1
56	Srojani Nagar	Lucknow	March 2007	13.88	12.13	1.75
57	Mohanlal Ganj	Lucknow	March 2007	10.92	5.46	5.46
58	Baldeo	Mathura	December 2006	7.06	6.19	0.87
59	Chhata	Mathura	December 2006	7	0	7
60	Raya	Mathura	December 2006	7.14	1.02	6.12
61	Nandgoan	Mathura	December 2006	2.62	0	2.62

62	Badraon	Mau	September 2006	6.9	0	6.9
63	Koyaganj	Mau	September 2006	7.86	0	7.86
64	Mawana	Meerut	September 2006	6.02	0	6.02
65	Daurala	Meerut	September 2006	6.56	0	6.56
66	Sardhana	Meerut	September 2006	6.1	0	6.1
67	Hastinapur	Meerut	September 2006	7.14	0	7.14
68	Rajgarh	Mirzapur	October 2006	11.42	0	11.42
69	Jamalpur	Mirzapur	October 2006	9.62	0	9.62
70	Chhajalait	Moradabad	March 2007	8.44	5.67	2.77
71	Moradabad	Moradabad	March 2007	6.88	5.04	1.84
72	Rohania	Raebareli	September 2006	2.94	0	2.94
73	Deenshahgaura	Raebareli	September 2006	4.1	0	4.1
74	Rahi	Raebareli	September 2006	7.96	0	7.96
75	Rampur	Saharanpur	September 2006	6.3	0	6.3
76	Nakud	Saharanpur	September 2006	8.54	0	8.54
77	Ballia Khedi	Saharanpur	September 2006	11.02	0	11.02
78	Deoband	Saharanpur	September 2006	8.3	0	8.3
79	Robertsganj	Sonebhadra	December 2006	12.06	3.4	8.66
80	Ghorawal	Sonebhadra	December 2006	12.78	0	12.78
81	Auras	Unnao	February 2007	6.3	0	6.3
82	Mianganj	Unnao	March 2007	6.98	6.45	0.53
83	K.V.Peeth	Varanasi	December 2006	11.34	9.41	1.93
84	Harhua	Varanasi	December 2006	7.92	3.96	3.96
85	RG Line	Varanasi	November 2006	11.18	8.51	2.67
87	Pindra	Varanasi	November 2006	9.4	0	9.4
Total				629.03	126.25	502.78

Appendix-17

(Reference: Paragraph 1.16; page 16)

Utilization of Twelfth Finance Commission grant
(Utilization of 12th FC grant 2005-06 in Gram Panchayats)

Sl. No.	Name of Gram Panchayats	District/Kshetra Panchayat	Date of Audit	Amount received	Expenditure	Balance
1	Tilauli	Ballia/Nawa Nagar	December 2006	37522	0	37522
2	Chakpuroshottam	Ballia/Nawa Nagar	December 2006	37341	2646	34695
3	Chakdaji	Ballia/Nawa Nagar	December 2006	35386	0	35386
4	Lilkar	Ballia/Nawa Nagar	December 2006	223036	102000	121036
5	Kishore Chetan	Ballia/Nawa Nagar	December 2006	74768	0	74768
6	Karmauta	Ballia/Nawa Nagar	December 2006	52402	0	52402
7	Nawa Nagar	Ballia/Nawa Nagar	December 2006	64722	0	64722
8	Turk Ballia	Ballia/Nawa Nagar	December 2006	53877	0	53877
9	Majh Ballia	Ballia/Nawa Nagar	December 2006	67661	8090	59571
10	Hadsar	Ballia/Nawa Nagar	December 2006	63654	0	63654
11	Chadi	Ballia/Nawa Nagar	December 2006	42296	0	42296
12	Kathauda	Ballia/Nawa Nagar	December 2006	178485	0	178485
13	Jamaui	Ballia/Nawa Nagar	December 2006	94252	0	94252
14	Rudrawar	Ballia/Nawa Nagar	December 2006	61966	4648	57318

15	Hussainpur	Ballia/Nawa Nagar	December 2006	110663	0	110663
16	Rajpur	B.Shahar/Anup Shah	December 2006	33366	0	33366
17	Dabla	B.Shahar/Anup Shah	December 2006	37153	0	37153
18	Harchandpur	B.Shahar/Anup Shah	December 2006	68313	0	68313
19	Sauharkha	B.Shahar/Anup Shah	December 2006	60792	0	60792
20	Patrampur	B.Shahar/Anup Shah	December 2006	41621	0	41621
21	Raura	B.Shahar/Anup Shah	December 2006	76222	0	76222
22	Khanauda	B.Shahar/Anup Shah	December 2006	84251	0	84251
23	Darura	B.Shahar/Anup Shah	December 2006	83427	0	83427
24	Barpura	B.Shahar/Anup Shah	December 2006	46717	0	46717
25	Bichaula	B.Shahar/Anup Shah	December 2006	29966	0	29966
26	Dogra Jogi	B.Shahar/Anup Shah	December 2006	52950	0	52950
27	Jattapura	B.Shahar/Anup Shah	December 2006	72628	0	72628
28	Sadiapur Bangar	Kannauj/Kannauj	December 2006	72932	42640	30292
29	Khurrampur	Kannauj/Kannauj	December 2006	64600	0	64600
30	Teramull	Kannauj/Kannauj	December 2006	52411	0	52411
31	Tikhwa	Kannauj/Kannauj	December 2006	40308	7636	32672
32	Daipur	Kannauj/Kannauj	December 2006	80695	0	80695
33	Rampur Muderik Hu	Kannauj/Kannauj	December 2006	39562	0	39562
34	Rampur Muderiraja	Kannauj/Kannauj	December 2006	40880	17000	23880
35	Kapurpur	Kannauj/Kannauj	December 2006	44211	0	44211
36	Mausampur Garaura	Kannauj/Kannauj	December 2006	55655	0	55655
37	Kannauj Kachhoha	Kannauj/Kannauj	December 2006	114940	0	114940
38	Dariapur Chandai	Kannauj/Kannauj	December 2006	68242	0	68242
39	Udaitapur	Kannauj/Kannauj	December 2006	114941	0	114941
40	Gukhuru	Kannauj/Kannauj	December 2006	85958	0	85958
41	Nera	Kannauj/Kannauj	December 2006	62848	0	62848
42	Kirra	B.Shahar/Khurja	December 2006	119916	9092	110824
43	Hasangarh	B.Shahar/Khurja	December 2006	112282	0	112282
44	Deenol	B.Shahar/Khurja	December 2006	83403	13030	70373
45	B.Sujanpur	B.Shahar/Khurja	December 2006	103630	15661	87969
46	Akhtiarpur	B.Shahar/Khurja	December 2006	39796	0	39796
47	Dastura	B.Shahar/Khurja	November 2006	126837	0	126837
48	Hasanpur Laduki	B.Shahar/Khurja	November 2006	0		0
49	Sanaita Safipur	B.Shahar/Khurja	November 2006	74203	0	74203
50	Khurja Dehat	B.Shahar/Khurja	November 2006	329593	0	329593
51	Bidhepur	B.Shahar/Khurja	November 2006	55891	0	55891
52	Gothani	B.Shahar/Khurja	November 2006	151053	0	151053
53	Firojpur	B.Shahar/Khurja	November 2006	71708	3052	68656
54	Radnol Azizpur	Badaun/Dahgwan	November 2006	62064	0	62064
55	Bhogajit Nagaria	Badaun/Dahgwan	November 2006	22501	0	22501
56	Nainol Bagtala	Badaun/Dahgwan	November 2006	84694	0	84694
57	Silhari	Badaun/Dahgwan	November 2006	59989	14157	45832
58	Madarpur	Badaun/Dahgwan	November 2006	57306	0	57306
59	Kamalpur Jallanagar	Badaun/Dahgwan	November 2006	36281	0	36281
60	Kankasi	Badaun/Dahgwan	November 2006	50877	0	50877
61	Bhoyas	Badaun/Dahgwan	November 2006	64313	0	64313
62	Dhowar Kheda	Badaun/Dahgwan	November 2006	46408	4906	41502
63	Usmanpur	Badaun/Dahgwan	November 2006	63405	0	63405
64	Mustafabad Jaraita	Badaun/Dahgwan	November 2006	55489	0	55489
65	Bhawanipur Kharu	Badaun/Dahgwan	November 2006	99482	0	99482
66	Sujawali	Badaun/Dahgwan	November 2006	79095	0	79095

67	Rasulpur Tappa Mals	Badaun/Dahgwan	November 2006	43652	0	43652
68	Sirsaul	Badaun/Dahgwan	November 2006	41539	7317	34222
69	RasulpurKala	Badaun/Dahgwan	November 2006	129711	0	129711
70	Jarif Nagar	Badaun/Dahgwan	November 2006	104124	0	104124
71	Meerpur	B.Shahar/Khurja	December 2006	69137	3306	65831
72	Balrau	B.Shahar/Khurja	December 2006	82508	1566	80942
73	Nagla Mahiuddinpur	B.Shahar/Khurja	December 2006	37965	0	37965
74	Nagla Shekhu	B.Shahar/Khurja	December 2006	86118	0	86118
75	Mansoorpur	B.Shahar/Khurja	December 2006	40019	5182	34837
76	Dharaun	B.Shahar/Khurja	December 2006	77831	0	77831
77	Achegha Khurd	B.Shahar/Khurja	December 2006	67578	33950	33628
78	Borauli	B.Shahar/Khurja	December 2006	136814	0	136814
79	Dharpa Choocharpur	B.Shahar/Khurja	December 2006	71873	0	71873
80	Khalisma Choocharpur	B.Shahar/Khurja	December 2006	35801	0	35801
81	Agwal	B.Shahar/Khurja	December 2006	48814	804	48010
82	Hajratpur	B.Shahar/Khurja	December 2006	50646	0	50646
83	Anauda	Mathura/Raya	December 2006	71659	0	71659
84	Nagauda	Mathura/Raya	December 2006	28726	0	28726
85	Nunaura	Mathura/Raya	December 2006	21501	0	21501
86	Tu. Dhanua	Mathura/Raya	December 2006	30000	0	30000
87	Achera	Mathura/Raya	December 2006	48522	0	48522
88	Gajoo	Mathura/Raya	December 2006	30358	0	30358
89	Birhana	Mathura/Raya	December 2006	36221	0	36221
90	Bisawali	Mathura/Raya	December 2006	44355	0	44355
91	R.pura T.Riponai	Badaun/Sahaswan	November 2006	45803	8845	36958
92	Kayawali	Badaun/Sahaswan	November 2006	38006	12902	25104
93	Abboo Nagar	Badaun/Sahaswan	November 2006	43157	0	43157
94	Reonai Kundan	Badaun/Sahaswan	November 2006	40907	0	40907
95	Ghooranpur	Badaun/Sahaswan	November 2006	52066	0	52066
96	Zarifpur Gadhia	Badaun/Sahaswan	November 2006	51019	3867	47152
97	Aurangabad TapaJam	Badaun/Sahaswan	November 2006	68348	0	68348
98	Hardatpur	Badaun/Sahaswan	November 2006	60095	0	60095
99	Sithollia Pukhta	Badaun/Sahaswan	November 2006	48265	0	48265
100	Naglawas	Badaun/Sahaswan	November 2006	82844	0	82844
101	Ikarapukhta	Badaun/Sahaswan	November 2006	103952	0	103952
102	Rasulpur Bela	Badaun/Sahaswan	November 2006	40584	8354	32230
103	Khitoura Bhagwant	Badaun/Sahaswan	November 2006	112915	0	112915
104	Khitoura Kundan	Badaun/Sahaswan	November 2006	61451	0	61451
105	K.Manpur Pukhta	Badaun/Sahaswan	November 2006	51826	0	51826
106	Bala Kishanpur	Badaun/Sahaswan	November 2006	41514	0	41514
107	G.Patti Tasoul	Badaun/Sahaswan	November 2006	53984	11544	42440
108	Rampur	Aligarh/Janwa	November 2006	55240	54172	1068
109	Jetpura	Aligarh/Janwa	November 2006	27620	0	27620
110	Barheti	Aligarh/Janwa	November 2006	43921	0	43921
111	Kithara	Aligarh/Janwa	November 2006	25355	0	25355
112	Nagaula	Aligarh/Janwa	November 2006	48428	0	48428
113	Bhimgadhi	Aligarh/Janwa	November 2006	19496	0	19496
114	Jarouthi	Aligarh/Janwa	November 2006	20418	0	20418
115	Tamkouli	Aligarh/Janwa	November 2006	29574	28352	1222
116	Daupur	Aligarh/Janwa	November 2006	27903	23500	4403
117	Malikpura	Aligarh/Janwa	November 2006	33134	32390	744
118	Saugarha	Aligarh/Janwa	November 2006	44677	44650	27

119	Gavari	Aligarh/Janwa	November 2006	41235	38950	2285
120	Barauli	Aligarh/Janwa	November 2006	95336	95232	104
121	Khurdkheda	Aligarh/Janwa	November 2006	26652	15000	11652
122	Raipurdaheli	Aligarh/Janwa	November 2006	16285	16000	285
123	Baraula	Aligarh/Janwa	November 2006	29149	0	29149
124	Ushram	Aligarh/Khair	November 2006	86016	0	86016
125	Arani	Aligarh/Khair	November 2006	73611	0	73611
126	Bamani	Aligarh/Khair	November 2006	34579	0	34579
127	Cheetee	Aligarh/Khair	November 2006	52656	0	52656
128	Mahgaura	Aligarh/Khair	November 2006	165889	0	165889
129	Diva Hameedpur	Aligarh/Khair	November 2006	75034	0	75034
130	Mada Habibpur	Aligarh/Khair	November 2006	90685	0	90685
131	Meerpur Dahong	Aligarh/Khair	November 2006	144909	0	144909
132	Kheda	Aligarh/Khair	November 2006	44803	0	44803
133	Sofa	Aligarh/Khair	November 2006	67775	0	67775
134	Narainpur	Aligarh/Khair	November 2006	35389	0	35389
135	Mohsanpur	Aligarh/Khair	November 2006	45147	0	45147
136	Rajpur	Aligarh/Khair	November 2006	154211	0	154211
137	Sujanpur	Aligarh/Khair	November 2006	141816	0	141816
138	Shiwala	Aligarh/Khair	November 2006	148790	0	148790
139	Dhumra	Aligarh/Khair	November 2006	42486	0	42486
140	Madanpur	Aligarh/Khair	November 2006	47604	0	47604
141	Chaundauri	Mathura/Chata	December 2006	97908	0	97908
142	Badha	Mathura/Chata	December 2006	72245	0	72245
143	Karhari	Mathura/Chata	December 2006	63082	0	63082
144	Gauhari	Mathura/Chata	December 2006	61466	0	61466
145	Husaini	Mathura/Chata	December 2006	85768	0	85768
146	Jakhari	Mathura/Chata	December 2006	112404	0	112404
147	Graheta Napirwa	Mathura/Chata	December 2006	59162	0	59162
148	Sahjadpur	Mathura/Chata	December 2006	119769	0	119769
149	Guheta Dasbiswa	Mathura/Chata	December 2006	74696	0	74696
150	Karhala	Mathura/Chata	December 2006	56676	0	56676
151	Ujhani	Mathura/Chata	December 2006	71362	0	71362
152	Umraba	Mathura/Chata	December 2006	108829	0	108829
153	Basai Shergarh	Mathura/B.Shergarh	December 2006	57059	0	57059
154	Shergarh	Mathura/B.Shergarh	December 2006	335387	0	335387
155	Peerpur	Mathura/B.Shergarh	December 2006	80753	0	80753
156	Dhimari	Mathura/B.Shergarh	December 2006	91944	0	91944
157	Garhi Bhima	Mathura/B.Shergarh	December 2006	76818	0	76818
158	Bahrawali	Mathura/B.Shergarh	December 2006	71249	0	71249
159	Ladpur	Mathura/B.Shergarh	December 2006	91719	0	91719
160	Unadi	Mathura/B.Shergarh	December 2006	90782	0	90782
161	Ranhera	Mathura/B.Shergarh	December 2006	150694	0	150694
162	Ranwari	Mathura/B.Shergarh	December 2006	237528	0	237528
163	Sarawi	Mathura/B.Shergarh	December 2006	83483	0	83483
164	Garhara	B.Shahar/Anup Shah	December 2006	51363	0	51363
165	Maujpur	B.Shahar/Anup Shah	December 2006	53334	4441	48893
166	Hasanpur Wangar	B.Shahar/Anup Shah	December 2006	62397	0	62397
167	Bachhi Kheda	B.Shahar/Anup Shah	December 2006	62254	0	62254
168	Siraurabagar	B.Shahar/Anup Shah	December 2006	180738	0	180738
169	Bachdeora	B.Shahar/Anup Shah	December 2006	45858	4194	41664
170	Torai	B.Shahar/Anup Shah	December 2006	54577	0	54577

171	Malakpur	B.Shahar/Anup Shah	December 2006	142166	0	142166
172	Shahjahanpur	B.Shahar/Anup Shah	December 2006	60696	0	60696
173	Aichora	B.Shahar/Anup Shah	December 2006	71137	0	71137
174	Mohd..purwangan	B.Shahar/Anup Shah	December 2006	97857	0	97857
175	Wagsara	B.Shahar/Anup Shah	December 2006	129065	0	129065
176	Hisawari	B.Shahar/Anup Shah	December 2006	29136	10788	18348
177	Shikoi	B.Shahar/Anup Shah	December 2006	87058	0	87058
178	Khalilabad Dugrajat	B.Shahar/Anup Shah	December 2006	147692	0	147692
179	Darawar	B.Shahar/Anup Shah	December 2006	115769	0	115769
180	Salgawan	B.Shahar/Anup Shah	December 2006	63884	0	63884
181	Sunai	B.Shahar/Anup Shah	December 2006	49074	0	49074
182	Kishanpur,K.Kheda	B.Shahar/Anup Shah	December 2006	44822	0	44822
183	Pipaira	B.Shahar/Anup Shah	December 2006	45104	0	45104
184	Bhaipur	B.Shahar/Anup Shah	December 2006	49284	0	49284
185	Pota Badshahpur	B.Shahar/Anup Shah	December 2006	42677	0	42677
186	Mauharsha	B.Shahar/Anup Shah	December 2006	85288	0	85288
187	Salamatpur	B.Shahar/Anup Shah	December 2006	70529	26679	43850
188	Beerbal	Mathura/Raya	December 2006	34294	0	34294
189	Shiwali	Mathura/Raya	December 2006	45578	0	45578
190	Shihora	Mathura/Raya	December 2006	53222	0	53222
191	Gayara	Mathura/Raya	December 2006	74356	0	74356
192	Pirsua	Mathura/Raya	December 2006	30485	0	30485
193	Daudpur Kota	Aligarh/Janwa	November 2006	27625	20411	7214
194	Subham	Aligarh/Janwa	November 2006	49331	0	49331
195	Lahtoi	Aligarh/Janwa	November 2006	35180	35180	0
196	Pokar Gadhi	Aligarh/Janwa	November 2006	24667	16725	7942
197	Tatar gadhi	Aligarh/Janwa	November 2006	18562	15000	3562
198	Pauhina	Aligarh/Janwa	November 2006	21375	14880	6495
199	Kastali Vais	Aligarh/Janwa	November 2006	37921	18718	19203
200	Sikandarpur Kota	Aligarh/Janwa	November 2006	33566	29868	3698
201	Pauthi	Aligarh/Janwa	November 2006	33264	23965	9299
202	Gokulpur Pipkaith	Aligarh/Janwa	November 2006	32525	25880	6645
203	Kota Khas	Aligarh/Janwa	November 2006	24923	16790	8133
204	Samastpur Kota	Aligarh/Janwa	November 2006	19017	19017	0
205	Sumerpur	Aligarh/Janwa	November 2006	17909	17909	0
206	Fatehgarhi	Aligarh/Khair	November 2006	115232	0	115232
207	Aidalpur	Aligarh/Khair	November 2006	104508	0	104508
208	Ahraula	Aligarh/Khair	November 2006	122488	0	122488
209	Resari	Aligarh/Khair	November 2006	78441	0	78441
210	Kheda Sattu	Aligarh/Khair	November 2006	93215	0	93215
211	Kaurah Kastampur	Aligarh/Khair	November 2006	69575	0	69575
212	Sujapur	Aligarh/Khair	November 2006	61059	0	61059
213	Palasaloo	Aligarh/Khair	November 2006	47865	0	47865
214	Palachand	Aligarh/Khair	November 2006	87046	0	87046
215	Chaumuha	Aligarh/Khair	November 2006	58502	0	58502
216	Bhogpur	Aligarh/Khair	November 2006	38628	0	38628
217	Rapat	Aligarh/Khair	November 2006	84492	0	84492
218	Napela	Aligarh/Khair	November 2006	40208	0	40208
219	Wajidpur	Aligarh/Khair	November 2006	42610	0	42610
220	Sajana	Aligarh/Khair	November 2006	37795	0	37795
221	Sabhapur	Aligarh/Khair	November 2006	56966	0	56966
222	Veerampur	Aligarh/Khair	November 2006	41461	0	41461

223	Sarai Sanwal	Badaun/Sahaswan	November 2006	77283	17201	60082
224	Tigra	Badaun/Sahaswan	November 2006	44275	0	44275
225	Bhesali	Badaun/Sahaswan	November 2006	68373	0	68373
226	Lahraashdullapur	Badaun/Sahaswan	November 2006	72449	0	72449
227	Khandak	Badaun/Sahaswan	November 2006	57189	0	57189
228	Anadipur	Badaun/Sahaswan	November 2006	43429	0	43429
229	Kaulhai	Badaun/Sahaswan	November 2006	106086	0	106086
230	Jahidpur Alampur	Badaun/Sahaswan	November 2006	53684	0	53684
231	Dariapur	Badaun/Sahaswan	November 2006	51437	0	51437
232	Mudsana	Badaun/Sahaswan	November 2006	45229	0	45229
233	Samaspur Babloo	Badaun/Sahaswan	November 2006	34186	1428	32758
234	Rasoola	Badaun/Sahaswan	November 2006	59352	3108	56244
235	Rafinagar	Badaun/Sahaswan	November 2006	49943	8627	41316
236	Katiya Bhagwanti	Badaun/Sahaswan	November 2006	76074	7020	69054
237	Hasanpur Lodha	Badaun/Sahaswan	November 2006	51885	18236	33649
238	Mahanagar	Badaun/Sahaswan	November 2006	69827	0	69827
239	Ratanpur Pamaraan	Farrukhabad/Rajepur	November 2006	17149	0	17149
240	Chapra	Farrukhabad/Rajepur	November 2006	49109	0	49109
241	Hussainpur Rajpur	Farrukhabad/Rajepur	November 2006	24916	0	24916
242	Kolasota	Farrukhabad/Rajepur	November 2006	41517	0	41517
243	Bhawan	Farrukhabad/Rajepur	November 2006	31922	0	31922
244	Bharkha	Farrukhabad/Rajepur	November 2006	45197	0	45197
245	Khandausi	Farrukhabad/Rajepur	November 2006	37832	0	37832
246	Pithanapur	Farrukhabad/Rajepur	November 2006	139967	0	139967
247	Darapur	Farrukhabad/Rajepur	November 2006	58925	0	58925
248	Pattidarapur	Farrukhabad/Rajepur	November 2006	31357	0	31357
249	Naglakewal	Farrukhabad/Rajepur	November 2006	23663	0	23663
250	Badanpur	Farrukhabad/Rajepur	November 2006	26852	0	26852
251	Chachupur Jatpura	Farrukhabad/Rajepur	November 2006	39713	0	39713
252	Gandhita Amritpur	Farrukhabad/Rajepur	November 2006	31791	0	31791
253	Kisdi Jagdishpur	Kannauj/Saurikh	December 2006	103210	0	103210
254	Kutubpur	Kannauj/Saurikh	December 2006	51553	5000	46553
255	Kausia	Kannauj/Saurikh	December 2006	41198	17651	23547
256	Sarifpur	Kannauj/Saurikh	December 2006	52435	0	52435
257	Muri	Kannauj/Saurikh	December 2006	70421	0	70421
258	Mukhra	Kannauj/Saurikh	December 2006	36673	0	36673
259	Ishabpur	Kannauj/Saurikh	December 2006	63519	0	63519
260	Rausen	Kannauj/Saurikh	December 2006	107890	0	107890
261	Sheosinghpur	Kannauj/Saurikh	December 2006	53279	0	53279
262	Bahadurpur	Kannauj/Saurikh	December 2006	184629	0	184629
263	Mahmoodpur Gadhia	Farrukhabad Rajepur	November 2006	23537	0	23537
264	Kadamma	Farrukhabad Rajepur	November 2006	43158	0	43158
265	Kamaluddinpur	Farrukhabad Rajepur	November 2006	29378	0	29378
266	Kuberpur Kudra	Farrukhabad Rajepur	November 2006	41330	0	41330
267	Kharagpur	Farrukhabad Rajepur	November 2006	21502	0	21502
268	Bilalpur Turkitta	Farrukhabad Rajepur	November 2006	32389	0	32389
269	Sherakhar Gauria	Farrukhabad Rajepur	November 2006	39159	0	39159
270	Sidhe Chakarpur	Farrukhabad Rajepur	November 2006	23708	0	23708
271	Rajhepur Rathaori	Farrukhabad Rajepur	November 2006	40950	0	40950
272	Aligarh Mohaddi Nag.	Farrukhabad Rajepur	November 2006	25126	0	25126
273	Jainapur Maheshpur	Farrukhabad Rajepur	November 2006	38561	0	38561
274	Tushaur	Farrukhabad Rajepur	November 2006	22270	0	22270

275	Ajaramau Nayagaon	Farrukhabad Rajepur	November 2006	28770	0	28770
276	Dabri	Farrukhabad Rajepur	November 2006	18460	0	18460
277	Guria bheda	Farrukhabad Rajepur	November 2006	26141	0	26141
278	Rampur Jograjpur	Farrukhabad Rajepur	November 2006	21199	0	21199
279	Kanchanpur	Farrukhabad Rajepur	November 2006	22247	0	22247
280	Sakrawa	Kannauj/Saurikh	December 2006	185778	0	185778
281	Salempur	Kannauj/Saurikh	December 2006	88314	0	88314
282	Devipur	Kannauj/Saurikh	December 2006	57497	0	57497
283	Saurikh Dehat	Kannauj/Saurikh	December 2006	73068	0	73068
284	Kaveerpur	Kannauj/Saurikh	December 2006	77094	0	77094
285	Alhadapur	Kannauj/Saurikh	December 2006	38975	0	38975
286	Kayampur	Kannauj/Saurikh	December 2006	59913	0	59913
287	Gorakhpur H.Pur	Kannauj/Saurikh	December 2006	105212	0	105212
288	Khadni	Kannauj/Saurikh	December 2006	138953	0	138953
289	Rooppur	Kannauj/Saurikh	December 2006	103326	0	103326
290	Ambarpur	Farrukhabad Rajepur	November 2006	26907	0	26907
291	Kuberpur Kutlupur	Farrukhabad Rajepur	November 2006	31006	0	31006
292	Nagaria Jawahar	Farrukhabad Rajepur	November 2006	39664	0	39664
293	Bhaupur Chaurasi	Farrukhabad Rajepur	November 2006	19188	0	19188
294	Hameerpur S.wansi	Farrukhabad Rajepur	November 2006	24178	0	24178
295	Daulatpur Chakai	Farrukhabad Rajepur	November 2006	19874	0	19874
296	Naglahusa	Farrukhabad Rajepur	November 2006	36753	0	36753
297	Walipatti Raniganj	Farrukhabad Rajepur	November 2006	26637	0	26637
298	Akarpur	Farrukhabad Rajepur	November 2006	21760	0	21760
299	Partappur Kalan	Farrukhabad Rajepur	November 2006	25396	0	25396
300	Asampur	Farrukhabad Rajepur	November 2006	31370	0	31370
301	Veersinghpur	Farrukhabad Rajepur	November 2006	28079	0	28079
302	Waripur Hariharpur	Farrukhabad Rajepur	November 2006	33020	0	33020
303	Sikandarpur Baheta	Farrukhabad Rajepur	November 2006	20928	0	20928
304	Amritpur	Farrukhabad Rajepur	November 2006	66019	0	66019
305	Karanpur dutta	Farrukhabad Rajepur	November 2006	50772	0	50772
306	Husainpur Hadai	Farrukhabad Rajepur	November 2006	21856	0	21856
307	Malikpur	Kannauj/Saurikh	December 2006	54967	0	54967
308	Bautham	Kannauj/Saurikh	December 2006	42080	0	42080
309	Gathiapaha	Kannauj/Saurikh	December 2006	63745	0	63745
310	Roor	Kannauj/Saurikh	December 2006	63403	0	63403
311	Veerpur	Kannauj/Saurikh	December 2006	69118	0	69118
312	Bibipur	Kannauj/Saurikh	December 2006	60679	0	60679
313	Machhoopur	Kannauj/Saurikh	December 2006	39434	0	39434
314	Daulatpur	Kannauj/Saurikh	December 2006	67354	0	67354
315	Arifpur	Kannauj/Saurikh	December 2006	60029	0	60029
316	Bandhanagaria	Kannauj/Saurikh	December 2006	52550	0	52550
317	Sultanpur	Kannauj/Saurikh	December 2006	55274	0	55274
318	Dilawarpur	Kannauj/Saurikh	December 2006	77901	0	77901
319	Sarifabad	Kannauj/Saurikh	December 2006	108311	0	108311
320	Nasrapur	Kannauj/Kannauj	December 2006	78200	0	78200
321	Rampur Majra G.pur	Kannauj/Kannauj	December 2006	17529	0	17529
322	Panwara	Kannauj/Kannauj	December 2006	38949	0	38949
323	Jallapur Amra	Kannauj/Kannauj	December 2006	43079	39079	4000
324	Jalalpur Panchma	Kannauj/Kannauj	December 2006	34125	0	34125
325	Bhaganipur Pratap	Kannauj/Kannauj	December 2006	36978	0	36978
326	Mahmoodapur	Kannauj/Kannauj	December 2006	46228	0	46228

327	Sahillapur	Kannauj/Kannauj	December 2006	80473	0	80473
328	Najarapur	Kannauj/Kannauj	December 2006	58550	0	58550
329	Pachor	Kannauj/Kannauj	December 2006	55700	0	55700
330	Goa	Kannauj/Kannauj	December 2006	50613	0	50613
331	Tahseepur	Kannauj/Kannauj	December 2006	72801	0	72801
332	Sarai Meeradehat	Kannauj/Kannauj	December 2006	98935	0	98935
333	Gadnapur	Kannauj/Kannauj	December 2006	48902	0	48902
334	Miwasin	Kannauj/Kannauj	December 2006	41712	20000	21712
335	Narai	Etah/Amapur	November 2006	73290	0	73290
336	Nadarmai	Etah/Amapur	November 2006	96153	0	96153
337	Jarai	Etah/Amapur	November 2006	53772	0	53772
338	Barsauda	Etah/Amapur	November 2006	57795	0	57795
339	Fakauta	Etah/Amapur	November 2006	71725	0	71725
340	Arjunpur Nawabad	Etah/Amapur	November 2006	122264	0	122264
341	Semra Morcha	Etah/Amapur	November 2006	47989	0	47989
342	Nawgaon	Etah/Amapur	November 2006	37806	0	37806
343	Karsana	Etah/Amapur	November 2006	116216	112216	4000
344	Lakhmipur	Etah/Amapur	November 2006	37911	33911	4000
345	Deori	Etah/Amapur	November 2006	43284	39284	4000
346	Mahdwa	Etah/Amapur	November 2006	85570	81570	4000
347	Raslua Sulahpur	Etah/Amapur	November 2006	59333	53344	5989
348	Abhaipura	Etah/Amapur	November 2006	57747	23300	34447
349	Jatau Ashopur	Etah/Amapur	November 2006	107056	46120	60936
350	Sikandarabad	Etah/Amapur	November 2006	61178	25750	35428
351	Bhrigwasani	Etah/Amapur	November 2006	69704	28910	40794
352	Nahata	Aligarh/Atrauli	October 2006	55106	0	55106
353	Bhaipur	Aligarh/Atrauli	October 2006	13961	0	13961
354	Kunwarpur	Aligarh/Atrauli	October 2006	18060	0	18060
355	Khanpur Khitauli	Aligarh/Atrauli	October 2006	32888	0	32888
356	Rajat Usaiupur	Aligarh/Atrauli	October 2006	22957	0	22957
357	Kirbhala	Aligarh/Atrauli	October 2006	16830	11500	5330
358	Khediarafatpur	Aligarh/Atrauli	October 2006	25672	22720	2952
359	Jamanpur	Aligarh/Atrauli	October 2006	26129	12500	13629
360	Nagla Harji	Aligarh/Atrauli	October 2006	20563	20500	63
361	Gijrauli	Aligarh/Atrauli	October 2006	66634	61500	5134
362	Koura	Ballia/Chilkahar	December 2006	68375	0	68375
363	Pandeypur	Ballia/Chilkahar	December 2006	77604	0	77604
364	Sanwara	Ballia/Chilkahar	December 2006	123875	21340	102535
365	Gurgujpur	Ballia/Chilkahar	December 2006	42977	20000	22977
366	Khalilpur	Ballia/Chilkahar	December 2006	40301	0	40301
367	Taddipur	Ballia/Chilkahar	December 2006	40329	0	40329
368	Fatehpur	Ballia/Chilkahar	December 2006	44512	0	44512
369	Gaura	Ballia/Chilkahar	December 2006	55417	16000	39417
370	Ucheda	Ballia/Chilkahar	December 2006	66355	0	66355
371	Hajauli	Ballia/Chilkahar	December 2006	183176	2434	180742
372	Asanwar	Ballia/Chilkahar	December 2006	87083	16000	71083
373	Basanwar	Ballia/Chilkahar	December 2006	50476	13600	36876
374	Raghunathpur	Ballia/Chilkahar	December 2006	79958	16000	63958
375	Panchhua	Ballia/Chilkahar	December 2006	56810	0	56810
376	Sawan	Ballia/Chilkahar	December 2006	104881	51542	53339
377	Dhel	Badaun/Dahgawan	November 2006	40706	1157	39549
378	Rampur Tappa vais	Badaun/Dahgawan	November 2006	35869	60	35809

379	Dahgawan	Badaun/Dahgawan	November 2006	183823	123	183700
380	Hindore	Badaun/Dahgawan	November 2006	62207	0	62207
381	Mohd.pur Kudai	Badaun/Dahgawan	November 2006	46069	0	46069
382	Wajidpur	Badaun/Dahgawan	November 2006	34660	0	34660
383	Nadha	Badaun/Dahgawan	November 2006	111502	0	111502
384	Kubrikam Sahai	Badaun/Dahgawan	November 2006	73984	0	73984
385	Kotha	Badaun/Dahgawan	November 2006	73454	0	73454
386	Alhadapur Dhawai	Badaun/Dahgawan	November 2006	67647	0	67647
387	Mirzapur Mausampur	Badaun/Dahgawan	November 2006	49436	0	49436
388	Badhuli Sagarpur	Badaun/Dahgawan	November 2006	56475	0	56475
389	Vairpur Maanpur	Badaun/Dahgawan	November 2006	37686	1383	36303
390	Hamupura Chamar P	Badaun/Dahgawan	November 2006	72122	27433	44689
391	Amanpura	Badaun/Dahgawan	November 2006	42798	0	42798
392	N.Pur Tappa Malsai	Badaun/Dahgawan	November 2006	23194	0	23194
393	Totpur Karsari	Badaun/Dahgawan	November 2006	98634	37089	61545
394	Aanty	Kannauj/Kannauj	December 2006	67583	30812	36771
395	Jasauli	Kannauj/Kannauj	December 2006	63725	0	63725
396	Basramau	Kannauj/Kannauj	December 2006	41699	0	41699
397	Jalalpur Sarwan	Kannauj/Kannauj	December 2006	72232	0	72232
398	Sahjapur	Kannauj/Kannauj	December 2006	66619	2900	63719
399	Bahadurpur Ujaina	Kannauj/Kannauj	December 2006	36319	0	36319
400	Manimau	Kannauj/Kannauj	December 2006	55086	0	55086
401	Madharpur	Kannauj/Kannauj	December 2006	52498	0	52498
402	Ritukala	Kannauj/Kannauj	December 2006	69952	0	69952
403	Salempur Tarabangar	Kannauj/Kannauj	December 2006	52368	0	52368
404	Shekhpur Hunda	Etah/Amapur	November 2006	88245	0	88245
405	Mandari	Etah/Amapur	November 2006	53868	0	53868
406	Sarsawan	Etah/Amapur	November 2006	51258	23500	27758
407	Sailai	Etah/Amapur	November 2006	66685	0	66685
408	Sujanpur	Etah/Amapur	November 2006	53652	50500	3152
409	Kashipur Bihari	Etah/Amapur	November 2006	81403	32200	49203
410	Samaspur Degri	Etah/Amapur	November 2006	89403	43900	45503
411	Sigahi	Varanasi/Aragiline	November 2006	38355	0	38355
412	Krishanaduttpur	Varanasi/Aragiline	November 2006	48536	0	48536
413	Bikhampur	Varanasi/Aragiline	November 2006	36975	0	36975
414	Dhadhorepur	Varanasi/Aragiline	November 2006	73886	0	73886
415	Veersinghpur	Varanasi/Aragiline	November 2006	65865	0	65865
416	Gajapur	Varanasi/Aragiline	November 2006	35991	0	35991
417	Dholapur	Varanasi/Aragiline	November 2006	38301	0	38301
418	Dehra	Varanasi/Aragiline	November 2006	40331	0	40331
419	Jagrekhpur	Varanasi/Aragiline	November 2006	50999	0	50999
420	Kashipur	Varanasi/Aragiline	November 2006	28239	0	28239
421	Bheemchandi	Varanasi/Aragiline	November 2006	51007	0	51007
422	Aswari	Varanasi/Aragiline	November 2006	67972	0	67972
423	Karnadadi	Varanasi/Aragiline	November 2006	70672	0	70672
424	Korauti	Varanasi/Aragiline	November 2006	37972	0	37972
425	Parjanpur	Varanasi/Aragiline	November 2006	54297	0	54297
426	Ayodhyapur	Varanasi/Aragiline	November 2006	66790	0	66790
427	Lohrapur	Varanasi/Aragiline	November 2006	38755	0	38755
428	Deori Khurd	Sonbhadra/R.Ganj	December 2006	56617	0	56617
429	Unchdih	Sonbhadra/R.Ganj	December 2006	60052	0	60052
430	Panwar	Sonbhadra/R.Ganj	December 2006	56623	0	56623

431	Bamnauli	Sonbhadra/R.Ganj	December 2006	69215	0	69215
432	Maanpur	Sonbhadra/R.Ganj	December 2006	52200	0	52200
433	Dhobahi	Sonbhadra/R.Ganj	December 2006	52608	0	52608
434	Durawalkalam	Sonbhadra/R.Ganj	December 2006	69120	0	69120
435	Jait	Sonbhadra/R.Ganj	December 2006	68966	0	68966
436	Dehri Kalan	Sonbhadra/R.Ganj	December 2006	58236	0	58236
437	Banaura -II	Sonbhadra/R.Ganj	December 2006	48955	0	48955
438	Umrikalan	Sonbhadra/R.Ganj	December 2006	66294	0	66294
439	Mahureshar	Sonbhadra/R.Ganj	December 2006	72009	0	72009
440	Odauli	Sonbhadra/R.Ganj	December 2006	58067	0	58067
441	Katwaria	Sonbhadra/R.Ganj	December 2006	51287	0	51287
442	Panpi	Sonbhadra/R.Ganj	December 2006	60664	0	60664
443	Patehara	Sonbhadra/R.Ganj	December 2006	66768	0	66768
444	Karki	Sonbhadra/R.Ganj	December 2006	73327	0	73327
445	Bhasha	Sonbhadra/R.Ganj	December 2006	67360	0	67360
446	Khairahi	Sonbhadra/R.Ganj	December 2006	62353	0	62353
447	Waswanispa	Sonbhadra/R.Ganj	December 2006	64775	0	64775
448	Dehri	Sonbhadra/R.Ganj	December 2006	63885	0	63885
449	Kakrahi	Sonbhadra/R.Ganj	December 2006	64669	0	64669
450	Pashikala	Sonbhadra/R.Ganj	December 2006	95353	0	95353
451	Orgai(P)	Sonbhadra/R.Ganj	December 2006	62416	0	62416
452	Hinduari	Sonbhadra/R.Ganj	December 2006	74042	0	74042
453	Barvan	Sonbhadra/R.Ganj	December 2006	84515	0	84515
454	Bamnaulikala	Sonbhadra/R.Ganj	December 2006	43913	0	43913
455	Shivkhari	Sonbhadra/R.Ganj	December 2006	60199	0	60199
456	Madar	Sonbhadra/R.Ganj	December 2006	50977	0	50977
457	Magudahi	Sonbhadra/R.Ganj	December 2006	52815	0	52815
458	Sarwanpur	Varanasi/Aragiline	November 2006	37957	0	37957
459	Kordut	Varanasi/Aragiline	November 2006	33527	0	33527
460	Khewasipur	Varanasi/Aragiline	November 2006	43060	0	43060
461	Cheetapur	Varanasi/Aragiline	November 2006	42094	0	42094
462	Rakhauna	Varanasi/Aragiline	November 2006	86239	0	86239
463	Dhanapur	Varanasi/Aragiline	November 2006	51698	0	51698
464	Bhikharipur	Varanasi/Aragiline	November 2006	46283	0	46283
465	Mehandiganj	Varanasi/Aragiline	November 2006	176138	0	176138
466	Kaneri	Varanasi/Aragiline	November 2006	56676	0	56676
467	Harpur	Varanasi/Aragiline	November 2006	51155	0	51155
468	Belaudi	Varanasi/Aragiline	November 2006	72014	0	72014
469	Parmandapur	Varanasi/Aragiline	November 2006	110582	0	110582
470	Parampur	Varanasi/Aragiline	November 2006	53316	0	53316
471	Sarauni	Varanasi/Aragiline	November 2006	52653	0	52653
472	Sajoi	Varanasi/Aragiline	November 2006	97400	0	97400
473	Sihorwan (North)	Varanasi/Aragiline	November 2006	59518	0	59518
474	Kurauna	Varanasi/Aragiline	November 2006	49926	0	49926
475	Bhai	Varanasi/Pindari	November 2006	39881	0	39881
476	Baikunthpur	Varanasi/Pindari	November 2006	40703	0	40703
477	Mani	Varanasi/Pindari	November 2006	38580	0	38580
478	Surahi	Varanasi/Pindari	November 2006	70349	0	70349
479	Ghoghari	Varanasi/Pindari	November 2006	62265	0	62265
480	Ghoghali	Varanasi/Pindari	November 2006	36095	0	36095
481	Phulpur	Varanasi/Pindari	November 2006	132053	0	132053
482	Bar	Sonbhadra/Ghorawalj	December 2006	91275	35790	55485

483	Bahera	Sonbhadra/Ghorawalj	December 2006	78082	0	78082
484	Tendua	Sonbhadra/Ghorawalj	December 2006	68328	10000	58328
485	Sirwit	Sonbhadra/Ghorawalj	December 2006	111196	0	111196
486	Jaderua	Sonbhadra/Ghorawalj	December 2006	82295	0	82295
487	Karma	Sonbhadra/Ghorawalj	December 2006	85039	0	85039
488	Gadai Gad	Sonbhadra/Ghorawalj	December 2006	96863	0	96863
489	SaudeiaVaidad	Sonbhadra/Ghorawalj	December 2006	89856	0	89856
490	Saranga	Sonbhadra/Ghorawalj	December 2006	85331	0	85331
491	Pagia	Sonbhadra/Ghorawalj	December 2006	63480	15000	48480
492	Sirsia Jethi	Sonbhadra/Ghorawalj	December 2006	66728	0	66728
493	Karkoli	Sonbhadra/Ghorawalj	December 2006	60741	0	60741
494	Silhata	Sonbhadra/Ghorawalj	December 2006	72619	0	72619
495	Jadwaria	Sonbhadra/Ghorawalj	December 2006	64846	0	64846
496	Khodrai	Firojabad/Madanpur	October 2006	48317	0	48317
497	Todasi	Firojabad/Madanpur	October 2006	44095	0	44095
498	Kutubpur	Firojabad/Madanpur	October 2006	88005	43068	44937
499	Bhadari	Firojabad/Madanpur	October 2006	95696	31900	63796
500	Salempur Karkha	Firojabad/Madanpur	October 2006	56761	26862	29899
501	Lakhnai	Firojabad/Madanpur	October 2006	48317	0	48317
502	Nanemau	Firojabad/Madanpur	October 2006	55823	0	55823
503	Rajaur	Firojabad/Madanpur	October 2006	56761	26862	29899
504	Keshari	Firojabad/Madanpur	October 2006	52539	0	52539
505	Syarmau Harganpur	Firojabad/Madanpur	October 2006	53008	25086	27922
506	Rampur	Varanasi/Pindra	November 2006	121232	0	121232
507	Bindra	Varanasi/Pindra	November 2006	63338	0	63338
508	Roh	Varanasi/Pindra	November 2006	65115	0	65115
509	Samogara	Varanasi/Pindra	November 2006	65344	0	65344
510	Ajaipur	Varanasi/Pindra	November 2006	42122	0	42122
511	Asbalpur	Varanasi/Pindra	November 2006	51850	0	51850
512	Jamapur	Varanasi/Pindra	November 2006	25887	0	25887
513	Fattepur	Varanasi/Pindra	November 2006	55386	0	55386
514	Guruwal	Sonbhadra/Ghorawal	December 2006	86573	31726	54847
515	Ahrora	Sonbhadra/Ghorawal	December 2006	113155	0	113155
516	Pandey Pokhar	Sonbhadra/Ghorawal	December 2006	72293	0	72293
517	Bisundhari	Sonbhadra/Ghorawal	December 2006	103139	49594	53545
518	Gadar	Varanasi/Pindra	November 2006	76183	0	76183
519	Ahrak	Varanasi/Pindra	November 2006	0	0	0
520	Bhatpurwa Khurd	Varanasi/Pindra	November 2006	68646	0	68646
521	Lallapur	Varanasi/Pindra	November 2006	32063	0	32063
522	Parsadpur	Varanasi/Pindra	November 2006	28425	0	28425
523	Kasipur	Varanasi/Pindra	November 2006	35227	0	35227
524	Bakauli	Sonbhadra/Ghorawal	December 2006	60671	16772	43899
525	Bhaiswar	Sonbhadra/Ghorawal	December 2006	113109	29200	83909
526	Kusumha	Sonbhadra/Ghorawal	December 2006	72131	0	72131
527	Khuthan	Sonbhadra/Ghorawal	December 2006	120447	51000	69447
528	Naugawan	Sonbhadra/Ghorawal	December 2006	58022	28950	29072
529	Bhawana	Sonbhadra/Ghorawal	December 2006	62098	20300	41798
530	Koldiha	Sonbhadra/Ghorawal	December 2006	55752	14100	41652
531	Bharauli	Sonbhadra/Ghorawal	December 2006	83628	29400	54228
532	Purna	Sonbhadra/Ghorawal	December 2006	120591	0	120591
533	Kewta	Sonbhadra/Ghorawal	December 2006	81120	14600	66520
534	Deewa	Sonbhadra/Ghorawal	December 2006	68567	26267	42300

535	Madka	Sonbhadra/Ghorawal	December 2006	68533	22988	45545
536	Parsauna	Sonbhadra/Ghorawal	December 2006	146655	0	146655
537	Dhuas	Sonbhadra/Ghorawal	December 2006	92819	45500	47319
538	Gutwan	Jaunpur/Ramnagar	October 2006	46037	46037	0
539	Lakhapur	Jaunpur/Ramnagar	October 2006	19640	0	19640
540	Nayakpur	Jaunpur/Ramnagar	October 2006	28698	0	28698
541	Duhawar	Jaunpur/Ramnagar	October 2006	35467	35467	0
542	Vidauri	Jaunpur/Ramnagar	October 2006	31223	0	31223
543	Madhupur	Jaunpur/Ramnagar	October 2006	31463	0	31463
544	Horaia	Jaunpur/Ramnagar	October 2006	36186	349	35837
545	Baraikala	Jaunpur/Ramnagar	October 2006	61382	1170	60212
546	Ram Nagar-I	Jaunpur/Ramnagar	October 2006	50552	0	50552
547	Kuntupur	Jaunpur/Ramnagar	October 2006	63622	4494	59128
548	Budhipur	Jaunpur/Ramnagar	October 2006	26092	0	26092
549	Vasirpur	Jaunpur/Ramnagar	October 2006	46540	24135	22405
550	Nokara	Jaunpur/Ramnagar	October 2006	40551	0	40551
551	Vasapur	Jaunpur/Ramnagar	October 2006	14513	14513	0
552	Bahari	Jaunpur/Ramnagar	October 2006	19602	0	19602
553	Jethpura	Jaunpur/Ramnagar	October 2006	28473	0	28473
554	Alhadadpur	Aligarh/Gagiri	October 2006	29860	29860	0
555	Mudhail	Aligarh/Gagiri	October 2006	17453	17453	0
556	Khersa	Aligarh/Gagiri	October 2006	24842	22617	2225
557	Phuswali	Aligarh/Gagiri	October 2006	33903	33093	810
558	Mamaina	Aligarh/Gagiri	October 2006	76816	36000	40816
559	Hasanpur	Aligarh/Gagiri	October 2006	71595	33150	38445
560	Sikharna	Aligarh/Gagiri	October 2006	42626	41200	1426
561	Satrapur	Aligarh/Gagiri	October 2006	28848	24848	4000
562	Puraini Ismailpur	Aligarh/Gagiri	October 2006	46018	44315	1703
563	Bhudiarampur	Aligarh/Gagiri	October 2006	25504	25504	0
564	Bahadurpur	Aligarh/Gagiri	October 2006	18469	0	18469
565	Waikhurd	Aligarh/Gagiri	October 2006	20315	0	20315
566	Varauni	Aligarh/Gagiri	October 2006	50539	23920	26619
567	Habibpur	Aligarh/Gagiri	October 2006	14713	11425	3288
568	Maunai	Aligarh/Gagiri	October 2006	15083	14500	583
569	Salgawan	Aligarh/Gagiri	October 2006	40419	13366	27053
570	Chharra Raphatpur	Aligarh/Gagiri	October 2006	44553	38440	6113
571	Ghalibpur	Aligarh/Gagiri	October 2006	14324	0	14324
572	Nausa	Aligarh/Gagiri	October 2006	31340	31019	321
573	Dorai	Aligarh/Gagiri	October 2006	23048	23048	0
574	Sardahan	Azamgarh/Maharajganj	January 2007	36286	0	36286
575	MahajiDewaraJadid	Azamgarh/Maharajganj	January 2007	63732	0	63732
576	Bahuapur	Azamgarh/Maharajganj	January 2007	53033	0	53033
577	Khiridiha	Azamgarh/Maharajganj	January 2007	73502	0	73502
578	Arjeeamani	Azamgarh/Maharajganj	January 2007	149794	0	149794
579	Gondapur	Azamgarh/Maharajganj	January 2007	54894	0	54894
580	Dewara Jadid	Azamgarh/Maharajganj	January 2007	186080	0	186080
581	Bhilampur	Azamgarh/Maharajganj	January 2007	32564	0	32564
582	Awsanpur	Azamgarh/Maharajganj	January 2007	37216	0	37216
583	Mahruppur	Azamgarh/Maharajganj	January 2007	43729	0	43729
584	Pratappur	Azamgarh/Maharajganj	January 2007	56754	0	56754
585	Tihura	Faizabad/PuraBajar	February 2007	156023	39680	116343
586	Sarethi	Faizabad/PuraBajar	February 2007	121524	34620	86904

587	Baisingh	Faizabad/PuraBajar	February 2007	112770	0	112770
588	Ram DuttAtrawan	Faizabad/PuraBajar	February 2007	127706	15135	112571
589	Rahimpur Dugwa	Faizabad/PuraBajar	February 2007	45524	0	45524
590	Bans Ka Khurd	J.P.Nagar/Gangeswari	March 2007	49573	5056	44517
591	Fattepur Khadar	J.P.Nagar/Gangeswari	March 2007	50034	13612	36422
592	Daulatpur Kala	J.P.Nagar/Gangeswari	March 2007	60019	19152	40867
593	Matipura	J.P.Nagar/Gangeswari	March 2007	47545	19760	27785
594	Kokapur	J.P.Nagar/Gangeswari	March 2007	70153	19170	50983
595	Deogarh	Faizabad/PuraBajar	February 2007	58919	0	58919
596	Datauli	Faizabad/PuraBajar	February 2007	56460	0	56460
597	Rajepur	Faizabad/PuraBajar	February 2007	110013	0	110013
598	Mudadeeha	Faizabad/PuraBajar	February 2007	99273	0	99273
599	Nara	Faizabad/PuraBajar	February 2007	93351	80332	13019
600	BahadurpurKhajari	Unnao/Aurans	February 2007	58700	26051	32649
601	Gobra	Unnao/Aurans	February 2007	260080	25273	234807
602	Khadwal	Unnao/Aurans	February 2007	57400	0	57400
603	Lothai	Unnao/Aurans	February 2007	48100	20370	27730
604	Purthyawan	Unnao/Aurans	February 2007	75100	55146	19954
605	Ainikhurd	Unnao/Miyanganj	February 2007	69800	0	69800
606	ChakBaresar	Unnao/Miyanganj	February 2007	63700	31900	31800
607	Galrapur	Unnao/Miyanganj	March 2007	47800	24843	22957
608	Gobari	Unnao/Miyanganj	March 2007	225300	20546	204754
609	Himmat Kheda	Unnao/Miyanganj	March 2007	76800	37950	38850
610	Shrinagar	Mahoba/Kawrai	February 2007	373971	368376	5595
611	Bilrahi	Mahoba/Kawrai	February 2007	73726	69858	3868
612	Dhikwaha	Mahoba/Kawrai	February 2007	74220	72840	1380
613	Kaimaha	Mahoba/Kawrai	February 2007	80945	79332	1613
614	Bilkihi	Mahoba/Kawrai	February 2007	78191	75632	2559
615	Urwara	Mahoba/Kawrai	February 2007	98351	98300	51
616	Atrarmaf	Mahoba/Kawrai	February 2007	84621	83220	1401
617	Chhiwon	Chitrakoot/Ramnagar	February 2007	135055	0	135055
618	Khujrihakhurd	Chitrakoot/Ramnagar	February 2007	35618	0	35618
619	Dhadhwar	Chitrakoot/Ramnagar	February 2007	58715	0	58715
620	Nadinkurmiyan	Chitrakoot/Ramnagar	February 2007	131146	0	131146
621	Chauraha	Chitrakoot/Ramnagar	February 2007	40016	0	40016
622	Ramnagar	Chitrakoot/Ramnagar	February 2007	101014	0	101014
623	Baria	Chitrakoot/Ramnagar	February 2007	58648	0	58648
624	Rekwa	Chitrakoot/Ramnagar	February 2007	48510	0	48510
625	Ufrauli	Chitrakoot/Ramnagar	February 2007	43138	20412	22726
626	Suhaita	Chitrakoot/Ramnagar	February 2007	33915	0	33915
627	Kataia Khadar	Chitrakoot/Ramnagar	February 2007	27481	0	27481
628	Hanna Vinaika	Chitrakoot/Ramnagar	February 2007	45749	0	45749
629	Pipraundh	Chitrakoot/Ramnagar	February 2007	27799	0	27799
630	Sirawal Maphi	Chitrakoot/Ramnagar	February 2007	33677	0	33677
631	Barua	Chitrakoot/Ramnagar	February 2007	41317	0	41317
632	Atarsui	Chitrakoot/Ramnagar	February 2007	26782	0	26782
633	Rupauli	Chitrakoot/Ramnagar	February 2007	34503	0	34503
634	Sikari	Chitrakoot/Ramnagar	March 2007	35503	0	35503
635	Pimaria Maphi	Chitrakoot/Ramnagar	March 2007	19698	0	19698
636	Tonia Biharipur	Faizabad/Masaudha	February 2007	123547	122558	989
637	Naipura	Faizabad/Masaudha	February 2007	81789	59321	22468
638	Vanveerapur	Faizabad/Masaudha	February 2007	147852	40792	107060

639	Mumtajnagar	Faizabad/Masaudha	March 2007	128039	20874	107165
640	Mau Yaduvanspur	Faizabad/Masaudha	March 2007	141312	117672	23640
641	Palar	Jhansi/Badagaon	March 2007	91403	16850	74553
642	Parsar	Jhansi/Badagaon	March 2007	87579	26872	60707
643	Ranguan	Jhansi/Badagaon	March 2007	55373	0	55373
644	Taidhol	Jhansi/Badagaon	March 2007	98916	0	98916
645	Gadhmau	Jhansi/Badagaon	March 2007	103650	0	103650
646	Takauri	Jhansi/Badagaon	March 2007	92565	15000	77565
647	Veerguan	Jhansi/Badagaon	March 2007	69065	0	69065
648	Bahwal	Jhansi/Badagaon	March 2007	43424	0	43424
649	FuteraBaruasagar	Jhansi/Badagaon	March 2007	86911	0	86911
650	Vanguan	Jhansi/Badagaon	March 2007	123964	0	123964
651	Niriyawali	J.P.Nagar/Gangeswari	March 2007	122507	0	122507
652	Pateikhather	J.P.Nagar/Gangeswari	March 2007	70332	0	70332
653	Gangwar	J.P.Nagar/Gangeswari	March 2007	76967	0	76967
654	Bans ka Kala	J.P.Nagar/Gangeswari	March 2007	56278	0	56278
655	Burawali	J.P.Nagar/Gangeswari	March 2007	127821	0	127821
656	Basipur	J.P.Nagar/Dhanaura	February 2007	71441	0	71441
657	Baseda Kanjar	J.P.Nagar/Dhanaura	February 2007	54158	0	54158
658	Pelitaga	J.P.Nagar/Dhanaura	February 2007	67939	0	67939
659	Kuankheda	J.P.Nagar/Dhanaura	February 2007	83357	0	83357
660	Daraula	J.P.Nagar/Dhanaura	February 2007	77067	0	77067
661	Kaurala	J.P.Nagar/Dhanaura	February 2007	59915	0	59915
662	Arifpur	J.P.Nagar/Dhanaura	February 2007	39557	0	39557
663	Maleshia	J.P.Nagar/Dhanaura	February 2007	45043	0	45043
664	Saidpur	J.P.Nagar/Dhanaura	February 2007	40211	0	40211
665	Bakharpur Maphi	J.P.Nagar/Dhanaura	February 2007	51854	0	51854
666	Basi Mustkam	J.P.Nagar/Dhanaura	February 2007	86581	0	86581
667	Sherpur	J.P.Nagar/Dhanaura	February 2007	172121	0	172121
668	Mohsanpur	J.P.Nagar/Dhanaura	March 2007	136912	0	136912
669	Kakarkheda	J.P.Nagar/Amroha	February 2007	40521	16922	23599
670	khaitapur jahagirpur	J.P.Nagar/Amroha	January 2007	50481	0	50481
671	Panjusarai	J.P.Nagar/Amroha	January 2007	61812	19754	42058
672	Daudsarai	J.P.Nagar/Amroha	January 2007	49538	25311	24227
673	NajarpurKala	J.P.Nagar/Amroha	January 2007	55006	10454	44552
674	Jalalpur Narain	J.P.Nagar/Amroha	January 2007	48586	2208	46378
675	Hadipur Kalan	J.P.Nagar/Amroha	January 2007	64644	0	64644
676	Mithanpur Kalan	J.P.Nagar/Amroha	January 2007	47313	10440	36873
677	Jabalpur Sultan	J.P.Nagar/Amroha	January 2007	56059	0	56059
678	Adalpur Samad	J.P.Nagar/Amroha	January 2007	51262	9802	41460
679	Kalampur	J.P.Nagar/Amroha	January 2007	33664	0	33664
680	Kailbakari	J.P.Nagar/Amroha	February 2007	88861	0	88861
681	GopalpurGhaghaura	Fatehpur/Khajuha	February 2007	193231	89821	103410
682	Rewari	Fatehpur/Khajuha	February 2007	75020	69822	5198
683	Bara	Fatehpur/Khajuha	February 2007	92599	81197	11402
684	Sijauli	Fatehpur/Khajuha	February 2007	236799	223600	13199
685	Dhauhara	Fatehpur/Khajuha	February 2007	82487	77909	4578
686	Baniani	Fatehpur/Khajuha	February 2007	43303	14956	28347
687	Ajmatpur	Fatehpur/Khajuha	February 2007	65213	0	65213
688	Maduri	Fatehpur/Khajuha	February 2007	42795	18260	24535
689	Gadhi	Fatehpur/Khajuha	February 2007	112071	48330	63741
690	Tenduli Laxhipur	Fatehpur/Khajuha	February 2007	55893	24420	31473

691	Bhikampur	Fatehpur/Khajuha	February 2007	42638	0	42638
692	Salaia Khalsa	Mahoba/Panwari	February 2007	56809	22750	34059
693	Rurikala	Mahoba/Panwari	February 2007	104222	35859	68363
694	Amanpura	Mahoba/Panwari	February 2007	65930	73857	-7927
695	Dhurai	Mahoba/Panwari	February 2007	100207	19700	80507
696	Riwai	Mahoba/Panwari	February 2007	57049	29700	27349
697	Dhawar	Mahoba/Panwari	February 2007	76463	0	76463
698	Umrai	Mahoba/Panwari	February 2007	88628	0	88628
699	Kaunia	Mahoba/Panwari	February 2007	67075	31692	35383
700	Laulara	Mahoba/Panwari	February 2007	59536	0	59536
701	Teia	Mahoba/Panwari	February 2007	80550	8500	72050
702	Bamhori Kurmin	Mahoba/Panwari	March 2007	73148	0	73148
703	Silalpura	Mahoba/Panwari	March 2007	78024	35600	42424
704	Chandpur Matora	Azamgarh/Maharajganj	January 2007	33029	9290	23739
705	Itora Dayal	Azamgarh/Maharajganj	January 2007	68850	0	68850
706	Motipur	Azamgarh/Maharajganj	January 2007	43264	0	43264
707	Harakpura Khas	Azamgarh/Maharajganj	January 2007	54428	0	54428
708	Badhar Dih	Azamgarh/Maharajganj	January 2007	34890	29839	5051
709	Gorakhpur	Azamgarh/Maharajganj	January 2007	40007	0	40007
710	Araji Malahpurwa	Azamgarh/Maharajganj	January 2007	49776	0	49776
711	Paikoli	Azamgarh/Maharajganj	January 2007	73502	0	73502
712	Araji Hathiagarh	Azamgarh/Maharajganj	January 2007	55824	0	55824
713	Mahawi Sherpur	Azamgarh/Maharajganj	January 2007	54428	13703	40725
714	Chandpur	Azamgarh/Maharajganj	January 2007	107461	0	107461
715	Badhiachak	Azamgarh/Maharajganj	January 2007	81410	0	81410
716	Maeudia	Azamgarh/Maharajganj	January 2007	36286	0	36286
717	Mudilpur	Azamgarh/Maharajganj	January 2007	42333	0	42333
718	Saidpur	Azamgarh/Maharajganj	January 2007	65123	0	65123
719	Chaknaik	Azamgarh/Maharajganj	January 2007	49813	0	49813
720	Dewara Churk Chara	Azamgarh/Maharajganj	January 2007	37240	0	37240
721	Gopalpur	Azamgarh/Maharajganj	January 2007	70205	0	70205
722	Dewara Harakhpur	Azamgarh/Maharajganj	January 2007	46985	15845	31140
723	Kudihi	Azamgarh/Maharajganj	January 2007	63267	0	63267
724	Nagwa Maida	Azamgarh/Maharajganj	January 2007	63732	0	63732
725	Madrepur	Azamgarh/Maharajganj	January 2007	48846	0	48846
726	Himmatpur	Fatehpur/Khajuha	February 2007	38741	15400	23341
727	Dariabad	Fatehpur/Khajuha	February 2007	47131	0	47131
728	Khurmabad	Fatehpur/Khajuha	February 2007	51945	0	51945
729	Naraia	Fatehpur/Khajuha	February 2007	97970	22200	75770
730	Benu	Fatehpur/Khajuha	February 2007	58052	18516	39536
731	Tapani	Fatehpur/Khajuha	February 2007	132802	48400	84402
732	Chhichha	Fatehpur/Khajuha	February 2007	52705	0	52705
733	Korwan	Fatehpur/Khajuha	February 2007	114391	36300	78091
734	Alamganj	Fatehpur/Khajuha	February 2007	80364	0	80364
735	Khuta	Fatehpur/Khajuha	February 2007	120680	0	120680
736	Pipauri	Fatehpur/Khajuha	February 2007	53098	13266	39832
737	Kasakheda	Fatehpur/Khajuha	February 2007	86000	32250	53750
738	Madraon	Fatehpur/Khajuha	February 2007	205546	4208	201338
739	Sarkandi	Fatehpur/Khajuha	February 2007	64842	34543	30299
740	Amena	Fatehpur/Khajuha	February 2007	75747	33607	42140
741	Pratappur	Fatehpur/Khajuha	February 2007	65687	43054	22633
742	Chak hata	Fatehpur/Khajuha	February 2007	60451	55829	4622

743	Sahbajpur	Fatehpur/Khajuha	February 2007	93345	84150	9195
744	Kewai	Fatehpur/Khajuha	February 2007	37869	36833	1036
745	Mansoorpur	Fatehpur/Khajuha	February 2007	64237	58437	5800
746	Bharatpur	Fatehpur/Khajuha	February 2007	49506	44952	4554
747	Vehata	Fatehpur/Khajuha	February 2007	41836	37960	3876
748	Danda Amauli	Fatehpur/Khajuha	February 2007	76943	71225	5718
749	Ranmastpur	Fatehpur/Khajuha	February 2007	67407	58424	8983
750	Sultangarh	Fatehpur/Khajuha	February 2007	111468	99445	12023
751	Gaura	Fatehpur/Khajuha	February 2007	78931	74920	4011
752	Firozpur	Faizabad/Masaudha	February 2007	46801	43893	2908
753	Kail	Faizabad/Masaudha	February 2007	80212	63876	16336
754	Mahoba	Faizabad/Masaudha	February 2007	94398	92650	1748
755	Gahania	Faizabad/Masaudha	February 2007	57222	0	57222
756	Hansapur	Faizabad/Masaudha	February 2007	52183	0	52183
757	Milakhakhtiyarpur	J.P.Nagar/Dhanaura	February 2007	49179	23434	25745
758	Khawadi	J.P.Nagar/Dhanaura	February 2007	121396	49398	71998
759	Mundakheda Kadar	J.P.Nagar/Dhanaura	February 2007	101159	43078	58081
760	Visawali Mustakam	J.P.Nagar/Dhanaura	February 2007	59658	23212	36446
761	Jathpura Shomali	J.P.Nagar/Dhanaura	February 2007	37339	0	37339
762	Chuchaila Kalan	J.P.Nagar/Dhanaura	February 2007	253598	0	253598
763	Chuchaila Khurd	J.P.Nagar/Dhanaura	February 2007	91236	44990	46246
764	Ahiraula Mafi	J.P.Nagar/Dhanaura	February 2007	68681	0	68681
765	Dehrachak	J.P.Nagar/Dhanaura	February 2007	77749	19066	58683
766	Para Khalsa	J.P.Nagar/Dhanaura	February 2007	53626	17760	35866
767	Phanderi	J.P.Nagar/Dhanaura	February 2007	134834	33036	101798
768	Rampur Taga	J.P.Nagar/Dhanaura	March 2007	95604	38569	57035
769	Nilikhedi	J.P.Nagar/Dhanaura	March 2007	80108	10648	69460
770	Beelna	J.P.Nagar/Amroha	February 2007	77853	0	77853
771	Jajroo	J.P.Nagar/Amroha	February 2007	81377	0	81377
772	Alipur Kalan	J.P.Nagar/Amroha	February 2007	47064	0	47064
773	Mustafapur	J.P.Nagar/Amroha	February 2007	64451	0	64451
774	Bohara	J.P.Nagar/Amroha	January 2007	49715	0	49715
775	Naugawantaga	J.P.Nagar/Amroha	January 2007	92026	0	92026
776	Beejada	J.P.Nagar/Amroha	January 2007	60263	0	60263
777	Faridpurimma	J.P.Nagar/Amroha	January 2007	60675	0	60675
778	Khedka	J.P.Nagar/Amroha	January 2007	39840	0	39840
779	Phoolpur Adalpur	J.P.Nagar/Amroha	January 2007	49534	0	49534
780	Shadipur	J.P.Nagar/Amroha	January 2007	33294	0	33294
781	Narainpur	J.P.Nagar/Amroha	February 2007	41128	0	41128
782	Dehrakadar Baksh	J.P.Nagar/Dhanaura	February 2007	75529	0	75529
783	Sahpur Rajedha	J.P.Nagar/Dhanaura	February 2007	95108	6284	88824
784	Kamelhpur	J.P.Nagar/Dhanaura	February 2007	54445	13172	41273
785	Kaisara	J.P.Nagar/Dhanaura	February 2007	79501	11110	68391
786	Nadnaurmafi	J.P.Nagar/Dhanaura	February 2007	53645	7046	46599
787	Berkheda	J.P.Nagar/Dhanaura	February 2007	75679	5372	70307
788	Malakpur Bhood	J.P.Nagar/Dhanaura	February 2007	81808	3172	78636
789	Lahdabar	J.P.Nagar/Dhanaura	February 2007	116062	0	116062
790	Sungarh mafi	J.P.Nagar/Dhanaura	February 2007	53671	22486	31185
791	Sairakpur	J.P.Nagar/Dhanaura	February 2007	50628	0	50628
792	Chakanwala M.	J.P.Nagar/Dhanaura	March 2007	94761	0	94761
793	Chauhadpur Bagad	J.P.Nagar/Dhanaura	March 2007	61597	17280	44317
794	Chakanwala Etmali.	J.P.Nagar/Dhanaura	March 2007	57947	0	57947

795	Sanethoo	Faizabad/Purabazar	February 2007	97623	0	97623
796	Saraikashi	Faizabad/Purabazar	February 2007	154653	0	154653
797	Rampur Halwara	Faizabad/Purabazar	February 2007	115771	0	115771
798	Sisinda	Faizabad/Purabazar	February 2007	66610	4142	62468
799	Samaisa	Faizabad/Purabazar	February 2007	36504	0	36504
800	Aamsin	Faizabad/Mayabazar	February 2007	166078	68114	97964
801	Bidhipur	Faizabad/Mayabazar	February 2007	64300	27504	36796
802	Chirkitha	Faizabad/Mayabazar	February 2007	47305	46086	1219
803	Ramapur	Faizabad/Mayabazar	February 2007	111810	109683	2127
804	Kasba	Faizabad/Mayabazar	February 2007	451310	80604	370706
805	Rampur Baihari	Faizabad/Mayabazar	February 2007	77710	0	77710
806	Ramnagar Misrauli	Faizabad/Mayabazar	February 2007	45502	0	45502
807	Anapur Saraia	Faizabad/Mayabazar	February 2007	88558	56792	31766
808	Ankariapur	Faizabad/Mayabazar	February 2007	179498	98398	81100
809	Barishahpur	Faizabad/Mayabazar	February 2007	49408	18636	30772
810	Jagdishpur Arvat	Faizabad/Mayabazar	February 2007	40345	0	40345
811	Balliasahbadi	Faizabad/Masaudha	February 2007	116339	25684	90655
812	Khojhanpur	Faizabad/Masaudha	February 2007	137485	40022	97463
813	Birauli	Faizabad/Masaudha	February 2007	73079	59696	13383
814	Bhbhangawan	Faizabad/Masaudha	February 2007	45545	40432	5113
815	Antpur	Faizabad/Masaudha	February 2007	44858	39140	5718
816	Dawatpur	Fatehpur/Malwa	February 2007	21470	7292	14178
817	Saunakheda	Fatehpur/Malwa	February 2007	41090	17686	23404
818	Kotia	Fatehpur/Malwa	February 2007	63578	61227	2351
819	Chakmada	Fatehpur/Malwa	February 2007	46446	19852	26594
820	Dehri Khurram	J.P.Nagar/Amroha	January 2007	68635	5688	62947
821	Umrisadat	J.P.Nagar/Amroha	January 2007	76841	0	76841
822	Nanak Nagli	J.P.Nagar/Amroha	January 2007	50196	24988	25208
823	Beewadakalan	J.P.Nagar/Amroha	January 2007	64378	4424	59954
824	Jaleelpur Bakkal	J.P.Nagar/Amroha	January 2007	74893	0	74893
825	Jamnakhass	J.P.Nagar/Amroha	January 2007	138249	9984	128265
826	Awwalpur	J.P.Nagar/Amroha	January 2007	55737	30547	25190
827	Dehra	J.P.Nagar/Amroha	January 2007	53557	24070	29487
828	Rasoolpur Gawadi	J.P.Nagar/Amroha	February 2007	40647	0	40647
829	Makdoompur	J.P.Nagar/Amroha	January 2007	49437	49437	0
830	Pahiapur	J.P.Nagar/Amroha	January 2007	63286	62406	880
831	Peelakund	J.P.Nagar/Amroha	January 2007	45684	45684	0
832	Rampur Junardar	J.P.Nagar/Amroha	January 2007	51227	51227	0
833	Akbarpur Patti	J.P.Nagar/Amroha	January 2007	82095	82095	0
834	Gajana	J.P.Nagar/Amroha	January 2007	42898	42898	0
835	Bangarpur Kalan	J.P.Nagar/Amroha	January 2007	53758	53758	0
836	Alhedadpur	J.P.Nagar/Amroha	January 2007	43724	43724	0
837	Shahidpur	J.P.Nagar/Amroha	January 2007	46072	46072	0
838	Dhakka	J.P.Nagar/Amroha	January 2007	36339	36339	0
839	Khandsal Kalan	J.P.Nagar/Amroha	January 2007	47793	47793	0
840	Kaural	J.P.Nagar/Amroha	February 2007	86446	86446	0
841	Jabdi	J.P.Nagar/Amroha	January 2007	78248	0	78248
842	Dhanaurimeer	J.P.Nagar/Amroha	January 2007	78459	0	78459
843	Prithivpur Khurd	J.P.Nagar/Amroha	January 2007	105218	0	105218
844	Gajasthal	J.P.Nagar/Amroha	January 2007	60463	0	60463
845	Naseernagla	J.P.Nagar/Amroha	January 2007	52012	0	52012
846	Banskhedi	J.P.Nagar/Amroha	January 2007	84371	0	84371

847	Barkheda Sadat	J.P.Nagar/Amroha	January 2007	56086	0	56086
848	Alampur Kainch	J.P.Nagar/Amroha	January 2007	71295	0	71295
849	Kheda	J.P.Nagar/Amroha	January 2007	77179	0	77179
850	Apraula Mambag	J.P.Nagar/Amroha	January 2007	99002	0	99002
851	Rajakpur	J.P.Nagar/Amroha	February 2007	62877	0	62877
852	Phulaich	Azamgarh/Mehrnagar	January 2007	65248	16309	48939
853	Ramgarh	Azamgarh/Mehrnagar	January 2007	33704	21300	12404
854	Umarpur	Azamgarh/Mehrnagar	January 2007	33704	32559	1145
855	Siswa	Azamgarh/Mehrnagar	January 2007	54046	54046	0
856	Bhopalpur Bhadia	Azamgarh/Mehrnagar	January 2007	36296	34231	2065
857	Karnehua	Azamgarh/Mehrnagar	January 2007	75185	0	75185
858	Deoria	Azamgarh/Mehrnagar	January 2007	57901	15150	42751
859	Deokali	Azamgarh/Mehrnagar	January 2007	59630	55500	4130
860	Ghinhapur	Azamgarh/Mehrnagar	January 2007	66598	30000	36598
861	Serra	Azamgarh/Mehrnagar	January 2007	44507	18990	25517
862	Amari	Azamgarh/Mehrnagar	January 2007	63087	31010	32077
863	Kharagpur	Azamgarh/Mehrnagar	January 2007	73890	33700	40190
864	Ghatia	Azamgarh/Mehrnagar	January 2007	47099	41330	5769
865	Gurehatha	Azamgarh/Mehrnagar	January 2007	57470	27750	29720
866	Kanjhari	Azamgarh/Mehrnagar	January 2007	54013	42000	12013
867	Karaundi	A.Nagar/Jalalpur	January 2007	41591	37400	4191
868	Astabad	A.Nagar/Jalalpur	January 2007	55782	51700	4082
869	Kishunpur Kabirha	A.Nagar/Bhiaon	January 2007	88983	78692	10291
870	Bandipur	A.Nagar/Bhiaon	January 2007	103642	87244	16398
871	Mundehara	A.Nagar/Bhiaon	January 2007	122159	103426	18733
872	Mirzapur	A.Nagar/Bhiaon	January 2007	67619	55090	12529
873	Jamirsurjapur	A.Nagar/Bhiaon	January 2007	71176	70948	228
874	Shahpur	A.Nagar/Bhiaon	January 2007	37445	0	37445
875	Mathia	A.Nagar/Bhiaon	January 2007	41980	39760	2220
876	Chaudahpras	A.Nagar/Bhiaon	January 2007	25852	23400	2452
877	Mahmadpur Odarpur	A.Nagar/Bhiaon	January 2007	20405	20000	405
878	Sehdi	A.Nagar/Bhiaon	January 2007	48665	42200	6465
879	Pratappur Kalan	A.Nagar/Bhiaon	January 2007	51598	33404	18194
880	Sawargar	A.Nagar/Bhiaon	January 2007	18640	15500	3140
881	Sheopal	A.Nagar/Bhiaon	January 2007	37090	30000	7090
882	Makdoompur	A.Nagar/Bhiaon	January 2007	21975	18750	3225
883	Dhakha	A.Nagar/Bhiaon	January 2007	21540	17600	3940
884	Mansoorpur	A.Nagar/Jalalpur	January 2007	53769	49500	4269
885	Dihbhiaon	A.Nagar/Jalalpur	January 2007	74327	70100	4227
886	Chilwania	A.Nagar/Jalalpur	January 2007	62160	57780	4380
887	Maheshpur Nempur	A.Nagar/Jalalpur	January 2007	56643	52530	4113
888	Rampur Chadidiha	A.Nagar/Jalalpur	January 2007	39838	35600	4238
889	Brahimpur	A.Nagar/Jalalpur	January 2007	41316	37280	4036
890	Sakrayusufpur	A.Nagar/Jalalpur	January 2007	101943	97700	4243
891	Sultanpur Goitha	A.Nagar/Jalalpur	January 2007	50569	46440	4129
892	Dudhai	A.Nagar/Jalalpur	January 2007	52982	48610	4372
893	Songaon	A.Nagar/Jalalpur	January 2007	59067	54955	4112
894	Mujahidpur	A.Nagar/Baskhari	January 2007	76587	0	76587
895	Barahi adilpur	A.Nagar/Baskhari	January 2007	263955	0	263955
896	Fareedpur Saifan	A.Nagar/Baskhari	January 2007	65405	0	65405
897	Modigarpur	A.Nagar/Baskhari	January 2007	73791	0	73791
898	Baskhari	A.Nagar/Baskhari	January 2007	206831	0	206831

899	Varibujurg	A.Nagar/Baskhari	January 2007	71875	0	71875
900	Vishunpur Bajdaha	A.Nagar/Baskhari	January 2007	64452	0	64452
901	Deochandpur	A.Nagar/Baskhari	January 2007	38683	0	38683
902	Hardiajalal	A.Nagar/Baskhari	January 2007	60375	0	60375
903	Shayampur Alhapur	A.Nagar/Baskhari	January 2007	40197	0	40197
904	Shahipur	Fatehpur/Haswa	January 2007	45817	41817	4000
905	Chakrasulabad	Fatehpur/Haswa	January 2007	45426	19204	26222
906	Thathebara	Mahoba/Jaitpur	January 2007	54894	0	54894
907	Kanmalpura	Mahoba/Jaitpur	January 2007	54687	51432	3255
908	Mauhari	Mahoba/Jaitpur	January 2007	57829	49867	7962
909	Bhatewarakhurd	Mahoba/Jaitpur	January 2007	64604	51385	13219
910	Sirmaur	Mahoba/Jaitpur	January 2007	74086	0	74086
911	Salaia Maph	Mahoba/Jaitpur	January 2007	68458	61327	7131
912	Bhagari	Mahoba/Jaitpur	January 2007	44994	0	44994
913	Nagara Dang	Mahoba/Jaitpur	January 2007	84499	0	84499
914	Bijauri Ghaghara	Mahoba/Jaitpur	January 2007	55511	0	55511
915	Kamauar	Mahoba/Jaitpur	January 2007	50977	0	50977
916	Bachher Kalan	Mahoba/Jaitpur	January 2007	63881	57656	6225
917	Bachher Khurd	Mahoba/Jaitpur	February 2007	49550	46400	3150
918	FatehnagarKarsuma	Fatehpur/Bahua	January 2007	87879	0	87879
919	Mahamadpur	Fatehpur/Bahua	January 2007	59240	25085	34155
920	Manipur	Fatehpur/Bahua	January 2007	47843	29776	18067
921	Panrauli	Fatehpur/Bahua	January 2007	61121	0	61121
922	Sonbarsha	Fatehpur/Bahua	January 2007	48267	0	48267
923	Sarai Mohan S.pur	Fatehpur/Haswa	January 2007	64011	0	64011
924	Rasulpur Vasapur	Fatehpur/Haswa	January 2007	42979	1000	41979
925	Sujanpur	Fatehpur/Bahua	January 2007	110008	21477	88531
926	Rasulur	Fatehpur/Bahua	January 2007	88356	42740	45616
927	Ladigua	Fatehpur/Bahua	January 2007	48913	5800	43113
928	Korari	Fatehpur/Bahua	January 2007	64980	6734	58246
929	Dhanipur	Fatehpur/Bahua	January 2007	53229	18354	34875
930	Baroha	Fatehpur/Bahua	January 2007	105666	49167	56499
931	Churiani	Fatehpur/Bahua	January 2007	108102	0	108102
932	Samiana	Fatehpur/Bahua	January 2007	95716	47390	48326
933	Phulwamau	Fatehpur/Bahua	January 2007	135808	66585	69223
934	Dundara	Fatehpur/Bahua	January 2007	90465	38054	52411
935	Dharmour Sato	Fatehpur/Haswa	January 2007	234236	0	234236
936	Hasimpur Bhedpur	Fatehpur/Haswa	January 2007	83410	43410	40000
937	Sangaon	Fatehpur/Haswa	January 2007	122455	0	122455
938	Chitampur	Fatehpur/Haswa	January 2007	72335	72335	0
939	Asana Bakhspur	Fatehpur/Haswa	January 2007	56044	56044	0
940	Abdulapur Dhuri	Fatehpur/Bhtoura	January 2007	22890	0	22890
941	Ambi	Fatehpur/Bhtoura	January 2007	22240	0	22240
942	K.chandrapur Sanda	Fatehpur/Bhtoura	January 2007	15930	0	15930
943	Beti Sadat	Fatehpur/Bhtoura	January 2007	28520	0	28520
944	Latif Pur	Fatehpur/Bhtoura	January 2007	31940	0	31940
945	Bahmrauli	Fatehpur/Bhtoura	January 2007	29710	9000	20710
946	Lakhpura	Fatehpur/Bhtoura	January 2007	37765	0	37765
947	Saraila	Fatehpur/Bhtoura	January 2007	46134	0	46134
948	Narkata Bairagipur	A.Nagar/Baskhari	January 2007	65883	0	65883
949	Makoia	A.Nagar/Baskhari	January 2007	46621	0	46621
950	Dodo-a-Dilpur	A.Nagar/Baskhari	January 2007	69357	0	69357

951	Padria Fauladpur	A.Nagar/Baskhari	January 2007	44893	0	44893
952	Daulatpur Hajarapatti	A.Nagar/Baskhari	January 2007	95352	0	95352
953	Deoria Lala	A.Nagar/Jahangirganj	January 2007	37599	18330	19269
954	Kharu Banw	A.Nagar/Jahangirganj	January 2007	62906	2120	60786
955	Karaundi Mishra	A.Nagar/Jahangirganj	January 2007	55213	27850	27363
956	Itauri Bujurg	A.Nagar/Jahangirganj	January 2007	47955	0	47955
957	Deoria Pandit	A.Nagar/Jahangirganj	January 2007	47736	0	47736
958	Masada Mohanpur	A.Nagar/Baskhari	January 2007	103972	0	103972
959	Biwipur	A.Nagar/Baskhari	January 2007	53932	0	53932
960	Lakhanpur	A.Nagar/Baskhari	January 2007	72423	0	72423
961	Umrapur Meenapur	A.Nagar/Baskhari	January 2007	60138	0	60138
962	Ekdalla	A.Nagar/Baskhari	January 2007	87882	0	87882
963	Udharanpur	A.Nagar/Jahangirganj	January 2007	88930	0	88930
964	Akthara Narainpur	A.Nagar/Jahangirganj	January 2007	59807	0	59807
965	Tilaktanda	A.Nagar/Jahangirganj	January 2007	60475	0	60475
966	Kakrapar	A.Nagar/Jahangirganj	January 2007	36898	0	36898
967	Jagdishpur Karipur	A.Nagar/Jahangirganj	January 2007	45825	32571	13254
968	Mau	Chitrakoot/Mau	January 2007	430585	0	430585
969	Mawai Kalan	Chitrakoot/Mau	January 2007	86986	0	86986
970	Mandaur	Chitrakoot/Mau	January 2007	113239	0	113239
971	Barbar	Chitrakoot/Mau	January 2007	42526	0	42526
972	Ahiri	Chitrakoot/Mau	January 2007	80537	0	80537
973	Sesashubhkara	Chitrakoot/Mau	January 2007	113458	0	113458
974	Pardwan	Chitrakoot/Mau	January 2007	30760	0	30760
975	Barha Kotra	Chitrakoot/Mau	January 2007	29556	0	29556
976	Gadhwa	Chitrakoot/Mau	January 2007	30503	0	30503
977	Bariarikalan	Chitrakoot/Mau	January 2007	95539	0	95539
978	Chhiwalaha	Chitrakoot/Mau	January 2007	73410	0	73410
979	Neebee	Chitrakoot/Mau	January 2007	83320	0	83320
980	Khandeha	Chitrakoot/Mau	January 2007	340104	0	340104
981	Vilaulee	Chitrakoot/Mau	January 2007	75820	0	75820
982	Vamburi	Chitrakoot/Mau	January 2007	43272	0	43272
983	Dewara	Chitrakoot/Mau	January 2007	59461	0	59461
984	Khaptiha	Chitrakoot/Mau	January 2007	62381	0	62381
985	Tikara	Chitrakoot/Mau	January 2007	56543	0	56543
986	Mankunwar	Chitrakoot/Mau	January 2007	50570	0	50570
987	Viyawal	Chitrakoot/Mau	January 2007	98151	0	98151
988	Kalchiha	Chitrakoot/Mau	January 2007	43035	0	43035
989	Barain	Mahova/Charkhari	January 2007	74256	0	74256
990	Pahretha	Mahova/Charkhari	January 2007	88485	0	88485
991	Dawari	Mahova/Charkhari	January 2007	56014	0	56014
992	Gudha	Mahova/Charkhari	January 2007	170172	70300	99872
993	Sagua	Mahova/Charkhari	January 2007	94095	34060	60035
994	Chandauli	Mahova/Charkhari	January 2007	80510	35358	45152
995	Jarauli	Mahova/Charkhari	January 2007	71646	31000	40646
996	Kudar	Mahova/Charkhari	January 2007	71683	29838	41845
997	Andhaura	Mahova/Charkhari	January 2007	82022	0	82022
998	Bapretha	Mahova/Charkhari	January 2007	56709	25730	30979
999	Ballap	Mahova/Charkhari	January 2007	50971	0	50971
1000	Bamrara	Mahova/Charkhari	January 2007	127168	12500	114668
1001	Sauhjana	Mahova/Charkhari	January 2007	80300	0	80300
1002	Aiwana	Mahova/Charkhari	January 2007	78764	0	78764

1003	Nausara	Mahova/Charkhari	January 2007	44370	6106	38264
1004	Gorkha	Mahova/Charkhari	January 2007	79615	0	79615
1005	Riwai	Mahova/Charkhari	January 2007	182135	0	182135
1006	Luhari	Mahova/Charkhari	January 2007	75555	0	75555
1007	Kanera	Mahova/Charkhari	January 2007	42854	0	42854
1008	Soopa	Mahova/Charkhari	January 2007	273511	0	273511
1009	Natarra	Mahova/Charkhari	January 2007	71968	0	71968
1010	Barda	Mahova/Charkhari	February 2007	41777	0	41777
1011	Alampur Narhi	Fatehpur/Bhtoura	January 2007	59848	0	59848
1012	Unnour	Fatehpur/Bhtoura	January 2007	100520	0	100520
1013	Mohd. Pur Kalan	Fatehpur/Bhtoura	January 2007	73055	0	73055
1014	Badgaon	Fatehpur/Bhtoura	January 2007	67766	0	67766
1015	Katherwan	Fatehpur/Bhtoura	January 2007	69655	0	69655
1016	Mahoi	Fatehpur/Bhtoura	January 2007	113732	0	113732
1017	Kaewain	Fatehpur/Bhtoura	January 2007	107902	0	107902
1018	Keshav Pur	Fatehpur/Bhtoura	January 2007	50170	0	50170
1019	Dhakauli	Fatehpur/Bhtoura	January 2007	65237	0	65237
1020	Rarachandpur	Fatehpur/Bhtoura	January 2007	130078	0	130078
1021	Basudeo Pur	Faizabad/Bikapur	February 2007	47798	0	47798
1022	Umadini Pipri	Faizabad/Bikapur	February 2007	86645	0	86645
1023	Sonkhari	Faizabad/Bikapur	February 2007	88868	0	88868
1024	Harinathpur	Faizabad/Bikapur	February 2007	68575	0	68575
1025	Rampur Bhagan	Faizabad/Bikapur	February 2007	95966	0	95966
1026	Kodaila	Faizabad/Bikapur	February 2007	67833	0	67833
1027	Mahawan	Faizabad/Bikapur	February 2007	110202	0	110202
1028	Manapur	Faizabad/Bikapur	February 2007	91446	0	91446
1029	Karanpur	Faizabad/Bikapur	February 2007	53623	0	53623
1030	Karandi	Faizabad/Bikapur	February 2007	70943	0	70943
1031	Khajurhatt	Faizabad/Bikapur	February 2007	116429	0	116429
1032	Devapur	Faizabad/Bikapur	February 2007	87670	0	87670
1033	MaruiSahaiSingh	Faizabad/Bikapur	March 2007	99535	0	99535
1034	Gobindpur	Faizabad/Bikapur	March 2007	82287	0	82287
1035	Puhanpi	Faizabad/Bikapur	February 2007	99333	0	99333
1036	Khewali	Faizabad/Bikapur	February 2007	46034	0	46034
1037	Sarai Manouli	Faizabad/Bikapur	February 2007	132969	0	132969
1038	Dhenu Banwa	Faizabad/Bikapur	February 2007	70121	0	70121
1039	Dharheta Dasarathpur	Faizabad/Bikapur	February 2007	71851	0	71851
1040	Jalalpur Mafi	Faizabad/Bikapur	February 2007	95515	0	95515
1041	Lutfabad Bachhouli	Faizabad/Bikapur	February 2007	103127	0	103127
1042	Malethu Kanak	Faizabad/Bikapur	February 2007	107620	0	107620
1043	Patupur	Faizabad/Bikapur	February 2007	153924	0	153924
1044	Toromafi	Faizabad/Bikapur	March 2007	191370	0	191370
1045	Ahroula Tejvan	J.P.Nagar/Gajraula	February 2007	61852	56841	5011
1046	Faridpur Garhi	J.P.Nagar/Gajraula	February 2007	77858	32209	45649
1047	Bhikanpur Sumali	J.P.Nagar/Gajraula	February 2007	78571	73514	5057
1048	Swihali Gosai	J.P.Nagar/Gajraula	February 2007	81292	60943	20349
1049	Sultanpur Maulvi	J.P.Nagar/Gajraula	February 2007	82882	78690	4192
1050	Dariapur Bujurg	J.P.Nagar/Gajraula	February 2007	64003	31639	32364
1051	Vajirpur/Agapur	J.P.Nagar/Gajraula	February 2007	59267	55512	3755
1052	Jalalpur Kalan	J.P.Nagar/Gajraula	February 2007	63568	58249	5319
1053	Maheshra	J.P.Nagar/Gajraula	February 2007	69572	62317	7255
1054	Dehra Ghanshyam	J.P.Nagar/Gajraula	February 2007	53381	48183	5198

1055	Pakbagdi	J.P.Nagar/Gajraula	March 2007	55544	51371	4173
1056	Salempur Gosai	J.P.Nagar/Gajraula	March 2007	91826	63406	28420
1057	Lauhari Khadar	J.P.Nagar/Hasanpur	March 2007	71436	67329	4107
1058	Bhadaura	J.P.Nagar/Hasanpur	March 2007	77846	73510	4336
1059	Begpur Munda	J.P.Nagar/Hasanpur	March 2007	47625	42380	5245
1060	Jeehal	J.P.Nagar/Hasanpur	March 2007	56008	51326	4682
1061	Chakori	J.P.Nagar/Hasanpur	March 2007	64260	60260	4000
1062	Tigdi	J.P.Nagar/Hasanpur	March 2007	111220	0	111220
1063	Khayalipur	J.P.Nagar/Hasanpur	March 2007	69720	0	69720
1064	Kakather	J.P.Nagar/Hasanpur	March 2007	104044	0	104044
1065	Kudenachak	J.P.Nagar/Hasanpur	March 2007	38074	0	38074
1066	Lathira	J.P.Nagar/Hasanpur	March 2007	57609	0	57609
1067	Phondapur	J.P.Nagar/Hasanpur	March 2007	71131	0	71131
1068	Moharwapatti	J.P.Nagar/Hasanpur	March 2007	129382	0	129382
1069	Lakhmeepa	J.P.Nagar/Hasanpur	March 2007	49949	0	49949
1070	Khai Kheda	J.P.Nagar/Hasanpur	March 2007	66242	0	66242
1071	Nagalia Mev	J.P.Nagar/Hasanpur	March 2007	55857	0	55857
1072	Basaili	J.P.Nagar/Hasanpur	March 2007	55835	0	55835
1073	Sahbajpur Dor	J.P.Nagar/Hasanpur	March 2007	102448	0	102448
1074	Dayawali Khalsa	J.P.Nagar/Hasanpur	March 2007	63796	0	63796
1075	Soharka	J.P.Nagar/Hasanpur	March 2007	76225	0	76225
1076	Rampur Mudh	J.P.Nagar/Hasanpur	March 2007	77198	0	77198
1077	Machharai	J.P.Nagar/Hasanpur	March 2007	89691	0	89691
1078	Deepur	J.P.Nagar/Hasanpur	March 2007	62930	0	62930
1079	Dhawarsi	J.P.Nagar/Gangeswari	March 2007	113945	34750	79195
1080	Tigaria Nadirshah	J.P.Nagar/Gangeswari	March 2007	91511	0	91511
1081	Chandan Kota	J.P.Nagar/Gangeswari	March 2007	102521	0	102521
1082	Santhalpur	J.P.Nagar/Gangeswari	March 2007	124051	38566	85485
1083	Sahbajpur Dhola	J.P.Nagar/Gangeswari	March 2007	82955	0	82955
1084	Sakrauli	Chitrakoot/Chitrakoot karvi	March 2007	72251	0	72251
1085	Ramaipur	Chitrakoot/Chitrakoot karvi	March 2007	41921	0	41921
1086	Gadhi Ghat	Chitrakoot/Chitrakoot karvi	March 2007	51162	0	51162
1087	Taranw	Chitrakoot/Chitrakoot karvi	March 2007	55750	0	55750
1088	Raipurwa Maphi	Chitrakoot/Chitrakoot karvi	March 2007	54941	0	54941
1089	Bhuihari Maphi	Chitrakoot/Pahari	March 2007	31647	0	31647
1090	Chak Japhar Maphi	Chitrakoot/Pahari	March 2007	37970	0	37970
1091	Ashoh	Chitrakoot/Pahari	March 2007	98185	47000	51185
1092	Pachokhar	Chitrakoot/Pahari	March 2007	69749	0	69749
1093	Kalwara Bujurg	Chitrakoot/Pahari	March 2007	69717	30000	39717
1094	Bhikhi Ka Purwa	Faizabad/Amaniganj	March 2007	57370	0	57370
1095	Chandoura	Faizabad/Amaniganj	March 2007	114534	0	114534
1096	Taldholi	Faizabad/Amaniganj	February 2007	61948	0	61948
1097	Raipattee	Faizabad/Amaniganj	February 2007	190297	0	190297
1098	Gahnag	Faizabad/Amaniganj	February 2007	56939	0	56939
1099	Jairajpur	Faizabad/Amaniganj	February 2007	72976	0	72976
1100	Padakeea	Faizabad/Amaniganj	February 2007	81156	0	81156
1101	Sarouli	Faizabad/Amaniganj	February 2007	53035	0	53035
1102	Tindouli	Faizabad/Amaniganj	February 2007	100772	0	100772
1103	Bhakhouli	Faizabad/Amaniganj	February 2007	136895	0	136895

1104	Atesar	Faizabad/Amaniganj	February 2007	94398	0	94398
1105	Dndi	Faizabad/Amaniganj	February 2007	81686	0	81686
1106	Vinayakpur	Faizabad/Amaniganj	February 2007	104562	0	104562
1107	Kotia	Faizabad/Amaniganj	February 2007	208126	0	208126
1108	Tandwa	Faizabad/Amaniganj	February 2007	87884	0	87884
1109	Kandaikala	Faizabad/Amaniganj	February 2007	62969	0	62969
1110	Kotdeeh	Faizabad/Amaniganj	February 2007	81445	0	81445
1111	Bodepur	Faizabad/Amaniganj	February 2007	55364	0	55364
1112	Kandurkha Kalan	Faizabad/Amaniganj	February 2007	72995	0	72995
1113	Ibrahimpur	Faizabad/Amaniganj	February 2007	61274	0	61274
1114	Kithawan	Faizabad/Amaniganj	February 2007	66397	0	66397
1115	Khandasa	Faizabad/Amaniganj	February 2007	126375	0	126375
1116	Pakadpur	Faizabad/Amaniganj	February 2007	72530	0	72530
1117	Katghara	Faizabad/Amaniganj	February 2007	59257	0	59257
1118	Barauli	Faizabad/Amaniganj	February 2007	96096	0	96096
1119	Tikatee	Faizabad/Amaniganj	February 2007	60366	0	60366
1120	Vakchuna	Faizabad/Amaniganj	February 2007	114534	0	114534
1121	Palpur	Faizabad/Amaniganj	February 2007	162073	0	162073
1122	Ranikpur	Faizabad/Amaniganj	February 2007	87628	0	87628
1123	Ghodbal	Faizabad/Amaniganj	February 2007	85287	0	85287
1124	Imamganj	Faizabad/Amaniganj	February 2007	50947	0	50947
1125	Rasulpur Lilha	Faizabad/Amaniganj	February 2007	91817	0	91817
1126	Adeelpur	Faizabad/Amaniganj	February 2007	54891	0	54891
1127	Purelalkhan	Faizabad/Amaniganj	February 2007	64231	0	64231
1128	Devgaon	Faizabad/Amaniganj	February 2007	123326	0	123326
1129	Hasanpur Gopal	Moradabad/Moradabad	March 2007	69102	65102	4000
1130	Vkainia Maphi	Moradabad/Moradabad	March 2007	63763	63763	0
1131	Dadupur	Moradabad/Moradabad	March 2007	49815	20400	29415
1132	Gindaura	Moradabad/Moradabad	March 2007	59138	55138	4000
1133	Kaphiabad	Moradabad/Moradabad	March 2007	60046	56046	4000
1134	Ahmadpur	Moradabad/Chajlaith	March 2007	82329	0	82329
1135	Madhupuri	Moradabad/Chajlaith	March 2007	42987	0	42987
1136	Khalilpur Kaddeem	Moradabad/Chajlaith	March 2007	79119	0	79119
1137	Rasulpur Chauhara	Moradabad/Chajlaith	March 2007	74765	0	74765
1138	Bhaisali Jamalpur	Moradabad/Chajlaith	March 2007	48707	0	48707
1139	Phulpur Mithanpur	Moradabad/Chajlaith	March 2007	50849	45851	4998
1140	Begampur	Moradabad/Chajlaith	March 2007	108684	104684	4000
1141	Mishripur	Moradabad/Chajlaith	March 2007	70186	66186	4000
1142	Mahmoodpur Maphi	Moradabad/Chajlaith	March 2007	99983	95983	4000
1143	Chaidari Akbarpur	Moradabad/Chajlaith	March 2007	85418	81422	3996
1144	Samathal	Moradabad/Moradabad	March 2007	114626	110626	4000
1145	Nagla Banveer	Moradabad/Moradabad	March 2007	43560	39560	4000
1146	Pallu Puraghosi	Moradabad/Moradabad	March 2007	65724	61724	4000
1147	Khanpur Kaswa	Moradabad/Moradabad	March 2007	59157	55157	4000
1148	Bangadpur	Moradabad/Moradabad	March 2007	75203	71203	4000
1149	Harakh	Barabanki/Harakh	March 2007	79871	34226	45645
1150	Galhamau	Barabanki/Harakh	March 2007	70811	0	70811
1151	Nanmau	Barabanki/Harakh	March 2007	53914	25230	28684
1152	Bandagipur	Barabanki/Harakh	March 2007	39549	0	39549
1153	Narauli	Barabanki/Harakh	March 2007	46413	0	46413
1154	Sahelia	Barabanki/Harakh	March 2007	55807	0	55807
1155	Garhi Rakhmau	Barabanki/Harakh	March 2007	79904	0	79904

1156	Bhagwanpur	Barabanki/Harakh	March 2007	34263	0	34263
1157	Genhdawan	Barabanki/Harakh	March 2007	74644	0	74644
1158	Sarai Prasanda	Barabanki/Harakh	March 2007	58175	0	58175
1159	Gulriha	Barabanki/Harakh	March 2007	83855	36402	47453
1160	Katka	Barabanki/Sirauli Gausr	March 2007	60791	0	60791
1161	Bikauli	Barabanki/Sirauli Gausr	March 2007	40472	0	40472
1162	Durjanpur	Barabanki/Sirauli Gausr	March 2007	44459	0	44459
1163	Sondhawa	Barabanki/Sirauli Gausr	March 2007	53261	0	53261
1164	Chaukhandi	Barabanki/Sirauli Gausr	March 2007	56923	22154	34769
1165	Turkani	Barabanki/Sirauli Gausr	March 2007	61375	0	61375
1166	Alinagar	Barabanki/Sirauli Gausr	March 2007	59392	38780	20612
1167	Ashrafpur	Barabanki/Mawai	February 2007	63721	0	63721
1168	Dullapur	Barabanki/Mawai	February 2007	46082	0	46082
1169	Bhatmau Narainpur	Barabanki/Mawai	February 2007	83694	0	83694
1170	Kushari	Barabanki/Mawai	March 2007	74828	0	74828
1171	Majanpur	Barabanki/Mawai	March 2007	66536	0	66536
1172	Gogava	Barabanki/Rudauli	March 2007	52249	0	52249
1173	Jaliipur	Barabanki/Rudauli	March 2007	59350	0	59350
1174	Matauli	Barabanki/Rudauli	March 2007	66548	0	66548
1175	Nauti	Barabanki/Rudauli	March 2007	34641	22000	12641
1176	Purayan	Barabanki/Rudauli	March 2007	98348	0	98348
1177	Tahseenpur	Faizabad/Sohawal	March 2007	86155	0	86155
1178	Dewai	Barabanki/Sohawal	March 2007	84670	41656	43014
1179	Theaunga	Barabanki/Sohawal	March 2007	62959	0	62959
1180	Dakshinpara	Barabanki/Sohawal	February 2007	46796	43370	3426
1181	Chirimohammadpur	Barabanki/Sohawal	February 2007	137183	0	137183
1182	Mahmoodabad	Barabanki/Sirauli Gausr	February 2007	91598	0	91598
1183	Bardari	Barabanki/Sirauli Gausr	February 2007	58922	0	58922
1184	Madiadih	Barabanki/Sirauli Gausr	February 2007	35162	0	35162
1185	Sevdhara	Barabanki/Mawai	February 2007	57771	0	57771
1186	Mohammadpur D.pur	Barabanki/Mawai	February 2007	67380	0	67380
1187	Sahjana	Barabanki/Mawai	February 2007	49717	0	49717
1188	Vasaudi	Barabanki/Mawai	February 2007	86979	0	86979
1189	Hunhuna	Barabanki/Mawai	February 2007	39717	0	39717
1190	Ichaulia	Barabanki/Rudauli	February 2007	52634	0	52634
1191	Vichala	Barabanki/Rudauli	February 2007	47271	0	47271
1192	Meesa Askaspur	Barabanki/Rudauli	February 2007	94846	0	94846
1193	Pastamaphi	Barabanki/Rudauli	February 2007	64201	0	64201
1194	Ganauli	Barabanki/Rudauli	February 2007	121287	0	121287
1195	Pilkhawan	Faizabad/Sohawal	February 2007	257913	0	257913
1196	Katrauli	Faizabad/Sohawal	February 2007	83657	0	83657
1197	Gaura Brahamnan	Faizabad/Sohawal	February 2007	48241	0	48241
1198	Mustafabad	Faizabad/Sohawal	February 2007	183342	0	183342
1199	Kapasi	Faizabad/Sohawal	February 2007	65834	0	65834
1200	Kareroo	Faizabad/Sohawal	February 2007	131711	0	131711
1201	Rasoolpur Sakrawal	Faizabad/Sohawal	February 2007	58472	0	58472
1202	Sarainamu	Faizabad/Sohawal	February 2007	62177	0	62177
1203	Saravishunpur	Faizabad/Sohawal	February 2007	131924	0	131924
1204	Raunahi	Faizabad/Sohawal	February 2007	222756	0	222756
1205	Pardri	Chitrakoot/Karvi	March 2007	43350	0	43350
1206	Kalla	Chitrakoot/Karvi	March 2007	50560	0	50560
1207	Shivrampur	Chitrakoot/Karvi	March 2007	113251	0	113251

1208	Machriha	Chitrakoot/Karvi	March 2007	46431	0	46431
1209	Pathraudi	Chitrakoot/Karvi	March 2007	54815	0	54815
1210	Balapur Khalsa	Chitrakoot/Pahadi	March 2007	38169	0	38169
1211	Kharseda	Chitrakoot/Pahadi	March 2007	40188	0	40188
1212	Hasta	Chitrakoot/Pahadi	March 2007	37539	0	37539
1213	Sikrisani	Chitrakoot/Pahadi	March 2007	64320	0	64320
1214	Vilas	Chitrakoot/Pahadi	March 2007	38433	0	38433
1215	Unchadih	Chitrakoot/Manikpur	March 2007	180516	178200	2316
1216	Gipuraha	Chitrakoot/Manikpur	March 2007	37102	35304	1798
1217	Madian	Chitrakoot/Manikpur	March 2007	160937	159942	995
1218	Ranipurkalyangarh	Chitrakoot/Manikpur	March 2007	63207	58888	4319
1219	Sariya	Chitrakoot/Manikpur	March 2007	201101	198850	2251
1220	Singhpur	Banda/Bisanda	March 2007	220132	100339	119793
1221	Sahpur Sani	Banda/Bisanda	March 2007	82049	81491	558
1222	Itwan	Banda/Bisanda	March 2007	61536	59432	2104
1223	Ranipur	Banda/Bisanda	March 2007	167601	45409	122192
1224	Utarwan	Banda/Bisanda	March 2007	120072	96156	23916
1225	Bagdari	Chitrakoot/Manikpur	January 2007	70781	0	70781
1226	Cherihakhurd	Chitrakoot/Manikpur	January 2007	91768	0	91768
1227	Dadrimaphi	Chitrakoot/Manikpur	March 2007	71216	0	71216
1228	Amchurnerua	Chitrakoot/Manikpur	March 2007	58367	0	58367
1229	Nihee	Chitrakoot/Manikpur	March 2007	63951	0	63951
1230	Manoharpur	Moradabad/M.Sadar	March 2007	92697	0	92697
1231	Ginnaudemaphi	Moradabad/M.Sadar	March 2007	69737	0	69737
1232	Umari	Moradabad/M.Sadar	March 2007	59482	0	59482
1233	Didauri	Moradabad/M.Sadar	March 2007	65554	0	65554
1234	Mohabbatpur	Moradabad/M.Sadar	March 2007	57185	33718	23467
1235	Maudhihashratpur	Moradabad/Chajlait	March 2007	125719	121719	4000
1236	Rajipur Khaddar	Moradabad/Chajlait	March 2007	85826	81826	4000
1237	Sikandrabad	Moradabad/Chajlait	March 2007	64305	60305	4000
1238	Gadhi	Moradabad/Chajlait	March 2007	165496	161496	4000
1239	Kasampur	Moradabad/Chajlait	March 2007	76560	72560	4000
1240	Bagwala	Bulandshahr/Gulawati	March 2007	46763	35000	11763
1241	Ajeetpur	Bulandshahr/Gulawati	March 2007	27534	0	27534
1242	Khagawali	Bulandshahr/Gulawati	March 2007	58216	0	58216
1243	Bheerpur	Bulandshahr/Gulawati	March 2007	72787	72787	0
1244	Babupur	Bulandshahr/Agauta	March 2007	47761	38092	9669
1245	Darveshpur	Fatehpur/Malwa	March 2007	58617	0	58617
1246	Alipur	Fatehpur/Malwa	March 2007	22803	0	22803
1247	Somaura	Fatehpur/Bhitaure	January 2007	33136	0	33136
1248	Beragadhiwa	Fatehpur/Bhitaure	January 2007	94335	0	94335
1249	Haibatpur	Fatehpur/Bhitaure	January 2007	63420	0	63420
1250	Audhera	Fatehpur/Bhitaure	January 2007	79537	0	79537
1251	Ahewa	Fatehpur/Bhitaure	January 2007	33676	0	33676
1252	Padari	Fatehpur/Bhitaure	January 2007	46554	0	46554
1253	Mohammadi	Fatehpur/Bhitaure	January 2007	34551	0	34551
1254	Haidarpur Kataili	Fatehpur/Bhitaure	January 2007	42747	0	42747
1255	Rampur Khajadi	Unnao/Auras	February 2007	61900	28638	33262
1256	Godwa	Unnao/Auras	February 2007	55100	25800	29300
1257	Adaura	Unnao/Auras	February 2007	131800	41224	90576
1258	Bijimau	Unnao/Miaganj	February 2007	70900	30030	40870
1259	Khanpur peer Ali	Unnao/Miaganj	March 2007	46000	23264	22736

1260	Kulha Atura	Unnao/Miaganj	March 2007	153200	50000	103200
1261	Chikhara	Mahoba/Kharai	February 2007	159345	0	159345
1262	Nathupura	Mahoba/Kharai	February 2007	55519	0	55519
1263	Barat Pahadi	Mahoba/Kharai	February 2007	47753	0	47753
1264	Bilbai	Mahoba/Kharai	February 2007	146048	0	146048
1265	Surauara	Mahoba/Kharai	February 2007	74139	0	74139
1266	Pahara	Mahoba/Kharai	February 2007	152827	0	152827
1267	Kiaimaha Billee Utar	Mahoba/Kharai	February 2007	49470	0	49470
1268	Dharaun	Mahoba/Kharai	February 2007	94674	0	94674
1269	Raipura Khurd	Mahoba/Kharai	February 2007	60884	0	60884
1270	Utia	Mahoba/Kharai	February 2007	82468	0	82468
1271	Ganj	Mahoba/Kharai	February 2007	109026	0	109026
1272	Bamhaurikaji	Mahoba/Kharai	February 2007	44821	0	44821
1273	Jujhar	Mahoba/Kharai	February 2007	47526	0	47526
1274	Damaura	Mahoba/Kabrai	February 2007	75879	40332	35547
1275	Beejanagar	Mahoba/Kabrai	February 2007	47759	45170	2589
1276	Rauvara	Mahoba/Kabrai	February 2007	40096	0	40096
1277	Kharka	Mahoba/Kabrai	February 2007	65041	63425	1616
1278	Lilavahi	Mahoba/Kabrai	February 2007	94950	93840	1110
1279	Barwai	Mahoba/Kabrai	March 2007	99808	96123	3685
1280	Chamrua	Mahoba/Jaitpur	January 2007	67027	0	67027
1281	Budhvara	Mahoba/Jaitpur	January 2007	97053	0	97053
1282	Baghoura	Mahoba/Jaitpur	January 2007	109471	0	109471
1283	Tikaria Jaitpur	Mahoba/Jaitpur	January 2007	65114	0	65114
1284	Jailwara	Mahoba/Jaitpur	January 2007	46425	0	46425
1285	Budhaura	Mahoba/Jaitpur	January 2007	83332	0	83332
1286	Seegon	Mahoba/Jaitpur	January 2007	47577	0	47577
1287	Ladpur	Mahoba/Jaitpur	January 2007	78988	0	78988
1288	Sugira	Mahoba/Jaitpur	January 2007	193266	0	193266
1289	Kul Pahad Gramin	Mahoba/Jaitpur	January 2007	163330	0	163330
1290	Pachara	Mahoba/Jaitpur	January 2007	57692	0	57692
1291	Chhitarwara	Mahoba/Jaitpur	January 2007	41907	0	41907
1292	Gidrapur	Barabanki/Serauli Gaus	March 2007	58688	0	58688
1293	Seerauli Gauspur	Barabanki/Serauli Gaus	March 2007	82853	0	82853
1294	Akbarpur	Barabanki/Serauli Gaus	March 2007	41098	0	41098
1295	Rasulpur	Barabanki/Serauli Gaus	March 2007	61111	0	61111
1296	MohammadpurBahu	Barabanki/Serauli Gaus	March 2007	41875	0	41875
1297	Pachlo	Barabanki/Mawai	March 2007	88277	0	88277
1298	Makhdumpur	Barabanki/Mawai	March 2007	133037	0	133037
1299	Mairamau	Barabanki/Mawai	March 2007	55422	22900	32522
1300	Nurpur	Barabanki/Mawai	February 2007	61945	0	61945
1301	Sultanpur	Barabanki/Mawai	February 2007	70339	23569	46770
1302	Tandakhulasa	Barabanki/Rudauli	February 2007	48788	0	48788
1303	Saraintha	Barabanki/Rudauli	February 2007	94783	0	94783
1304	Rauja Gaon	Barabanki/Rudauli	February 2007	80003	0	80003
1305	Sarai Mugal	Barabanki/Rudauli	February 2007	83245	0	83245
1306	Mangi Chandpur	Barabanki/Rudauli	February 2007	74484	0	74484
1307	Naseerpur Samad	Unnao/Auras	February 2007	78800	30032	48768
1308	Dhamiana	Unnao/Auras	February 2007	70600	34532	36068
1309	Murkundi	Unnao/Auras	February 2007	91100	44381	46719
1310	Mawai	Unnao/Auras	February 2007	110100	54024	56076
1311	Katra Tarauna	Unnao/Auras	February 2007	62100	26090	36010

1312	MakhdumpurSahsafi	Unnao/Miaganj	February 2007	51900	26000	25900
1313	Malhimau	Unnao/Miaganj	February 2007	49200	22455	26745
1314	Mujafarpur Sarra	Unnao/Miaganj	March 2007	86400	42632	43768
1315	A.Taraf Jarullahnagar	Unnao/Miaganj	March 2007	50600	24000	26600
1316	A.TarafKadeerpur	Unnao/Miaganj	March 2007	65300	25542	39758
1317	Pahur	Fatehpur/Malwa	February 2007	87267	0	87267
1318	Karanpur	Fatehpur/Malwa	February 2007	18184	7862	10322
1319	Okhara Kuarpur	Fatehpur/Malwa	February 2007	107930	39610	68320
1320	Korea	Fatehpur/Malwa	February 2007	71884	33681	38203
1321	Pawaia	Banda/Bisanda	March 2007	155091	0	155091
1322	Amlohra	Banda/Bisanda	March 2007	111564	0	111564
1323	Bisandee	Banda/Bisanda	March 2007	100558	0	100558
1324	Jarohara	Banda/Bisanda	March 2007	86047	0	86047
1325	Marauli	Banda/Bisanda	March 2007	109564	0	109564
Total				93302781	17250903	76051878

Appendix-18
(Reference: Paragraph 1.17; page 16)
Arrears in tax collection

(Rs.in lakh)

Name of Zila Panchayats	Type	Arrear	Arrear for more than 10 years	Current Demand For the Year 2005-06	Total	Recovery during the Year	Balance
1	2	3	4	5	6(3+5)	7	8(6-7)
Etah	Sampatti and Vibhav Kar	8.14	*	31.00	39.14	12.16	26.98
	License Fee	1.24	*	13.00	14.24	12.20	2.04
	Boat Ghat	00.00	*	0.10	00.10	00.00	00.10
	Agriculture	2.00	*	1.00	3.00	1.36	1.64
	Carcasses and Bones of dead Animals	8.40	*	10.00	18.40	11.32	7.08
Mirzapur	Boat Ghat	4.63	3.49	1.12	5.75	0.94	4.81
Muzaffer Nagar	Sampatti and Vibhav Kar	14.21	*	50.00	64.21	47.63	16.58
	Boat Ghat	5.09	*	1.50	6.59	2.72	3.87
	Agriculture	1.42	*	5.24	6.66	4.23	2.43
	Carcasses and Bones of dead Animals	19.36	*	23.18	42.54	20.39	22.15
	Tehbazari	106.44	*	41.34	147.78	48.51	99.27
Allahabad	Tehbazari	53.83	17.47	00.00	53.83	3.80	50.03
Moradabad	Licence fees etc.	112.58	76.46	235.73	348.31	119.17	229.14
Basti	Sampatti and Vibhav Kar	7.06	*	8.00	15.06	7.80	7.26
	License Fee	5.56	*	10.00	15.56	9.02	6.54
	Agriculture	0.20	*	0.23	0.43	0.05	0.38
	Tehzabazari	0.00	*	10.00	10.00	4.67	5.33
	Shops/ Buldings	44.01	*	15.00	59.01	9.19	49.82
Total		223.24	97.42	278.96	502.20	153.70	348.50

Appendix -19**(Reference: Paragraph 1.18; page 17)****Non transfer of income share to GPs****(Rupees in lakh)**

Sl.No.	Name of Zila Panchayat	Date of Audit	Period	Income earned from disposal of dead animals	Share of Gram Panchayats not transferred
1	Buland Shahar	December 2006	2004-05	16.64	08.32
			2005-06	25.96	12.98
2	Farrukhabad	November 2006	2004-05	04.30	02.15
			2005-06	04.80	02.40
3	Ghaziabad	February 2007	2001-02	14.58	07.29
			2002-03	19.46	09.73
			2003-04	22.32	11.16
			2004-05	23.95	11.97
			2005-06	26.34	13.17
4	Barabanki	October 2006	2005-06	36.12	18.06
5	Hardoi	June 2006	2005-06	24.50	12.25
6	Maharaj Ganj	May 2006	2001-02	01-02	00.51
			2002-03	00.74	00.37
			2003-04	00.44	00.22
			2004-05	00.50	00.25
			2005-06	00.82	00.41
7	Orai	September 2006	2000-01	05.02	02.51
			2001-02	12.06	06.03
			2002-03	07.28	03.64
			2003-04	07.04	03.52
			2004-05	10.00	05.00
			2005-06	08.40	04.20
8	Chitrakoot	March 2007	2005-06	56.54	28.27
9	Unnao	June 2006	2002-03	12.30	06.15
			2003-04	08.92	04.46
			2004-05	12.65	06.33
			2005-06	14.04	07.02
Total				376.74	188.37

Say Rs 1.88 crore

Appendix-20
(Reference: Paragraph 2.5; page 25)
Misappropriation of funds

Sl. No.	Name of Gram Panchayat	Period of Audit	Name of Yojna	Name of work in which labourers were shown present on same date	Period	Man days	Amount of expenditure
1	2	3	4	5	6	7	8
	Sarai Talfi. KP-Kyara Distt. Bareilly	October 2006	SFC SGRY	1.Construction of boundary wall in Junior High school 2.Earth work in J.H.Sarai Talfi	21-3-2006 to 27-3-2006 -do-	42 200	3006 11600
2	Etowa Sukhdevpur KP-Kyara Distt.Bareilly	October 2006	SGRY SFC	1Earth work from Hari Ram to Ganpat Ki Fatak 2. Kharanja repair from Haveli to Sarvesh's house	5-2-2006 to 8-2-2006 -do-	180 47	10440 3068
3	Mehgoan urf Unchagoan, KP-Kyara Distt. Bareilly	October 2006	SGRY SFC	1. Dismantling of Kharanja/earthwork and again kharanja work in front of Panchayat Bhawan 2.Construction of nali from the house of Tularam to the house of Baburam	5-1-2005 to 11-1-2005 -do-	108 84	6844 5684
4	Sudanpur KP- Kyara Distt. Bareilly	October 2006	SFC	1.Kharanja from the house of Ramashwar to the house of Tarachand 2.Earthwork from the house of Chetram 3.Kharanja from Mentha Plant Gujar High School Nagar Palika Road 4.Construction of kitchen shed	17-3-2006 to 27-3-2006 17-3-2006 to 23-3-2006 20-3-2006 to 26-3-2006 21-3-2006 to 27-3-2006	84 63 49 42	7448 3654 3130 3724
5	Sujawali KP- Dehgava, Distt Badaun	November 2006	SGRY	1.Earthwork from mainroad to the house of Ramlal 2.Earthwork from the shop of Rajeshwar to the house of Girwar	23-3-2006 to 27-3-2006 24-3-2006 to 27-3-2006	42 27	9596 4002
6	Moyas KP- Dehgava Distt Badaun	November 2006	SGRY	1.Earthwork from the house of Prempal to the house of Rajbeer 2.Earthwork from Pipal tree to canal	4-1-2006 to 10-1-2006 -do-	119 105	6902 6090
Total							85188

PREFACE

1. This report has been prepared for submission to the Government of Uttar Pradesh in accordance with the terms of Technical Guidance and Supervision (TGS) of the audit of accounts of Urban Local Bodies (ULBs) by the Comptroller and Auditor General of India as envisaged by the Eleventh Finance Commission.
2. This report has two chapters. CHAPTER I contains a brief introduction of functioning of various levels of the ULBs in the state with the observations and comments on accounts and CHAPTER II deals with audit comments based on inspection.
3. The cases mentioned in the report are those, which came to notice in the course of test audit/inspection of accounts during the year 2006-07. During the period from April 2006 to March 2007, accounting and other records of 7 Nagar Nigams, 23 Nagar Palika Parishads and 37 Nagar Panchayats were inspected.

Chapter-I

An overview of Urban Local Bodies

1.1 Introduction

1.1.1 The State of Uttar Pradesh implemented the system of democratic governance up to grass root level in Urban Local Bodies (ULBs) through UP Municipal Corporation Act 1959 and UP Nagar Palika Act, 1916. The objective of implementation of these Acts was to make the ULBs self reliant, and to provide better civic facilities to their residents against taxes, fees, fines etc. collected from the tax payers. Further, the 74th Constitutional Amendment paved the way for decentralization of powers, transfer and devolution of more functions and funds to the urban local bodies. Consequently, more diversified responsibilities were devolved upon the three tier structure; Nagar Nigams¹ (NNs), Nagar Palika Parishads² (NPPs) and Nagar Panchyats³ (NPs). To incorporate the provisions of the 74th Constitutional Amendment, the legislature of Uttar Pradesh enacted the Uttar Pradesh Urban Local Self Government Laws (Amendment) Act, 1994.

The Nagar Nigams are governed by UP Municipal Corporation Act, 1959 whereas both the Nagar Palika Parishads and Nagar Panchayats are governed by UP Nagar Palika Act, 1916.

1.1.2 Population profile

The population profile of Urban Local bodies (ULBs) of the State as on 31 March 2007 was as under:-

Sl. No	Types of ULBs	Number of ULBs	Area (Sq.Km)	Average area/ULB (Sq Km.)	Population (as per census 2001)	Average population of ULBs	Density of population
1	NNs	12	1426.56	118.88	13149882	1095823.50	9217.90
2	NPPs	194	1980.76	10.21	13398815	69066.06	6764.48
3	NPs	421	1700.42	4.04	6053844	14379.68	3560.21
Total		627	5107.74	133.13	32602541	1179269.24	19542.59

The ULBs are governed by the elected board of its members. The tenure of the elected Board is normally five years. The last election to 627 ULBs was held in the year 2006.

¹ Represents the ULBs, having the population of more than five lakh.

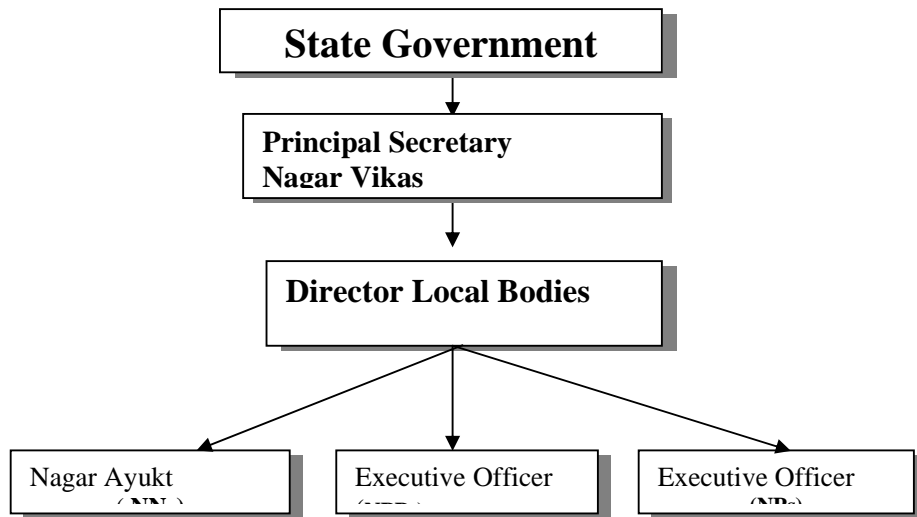
² Represents the ULBs, having the population between 20 thousand and five lakh.

³ Represents the ULBs having the population below 20 thousand.

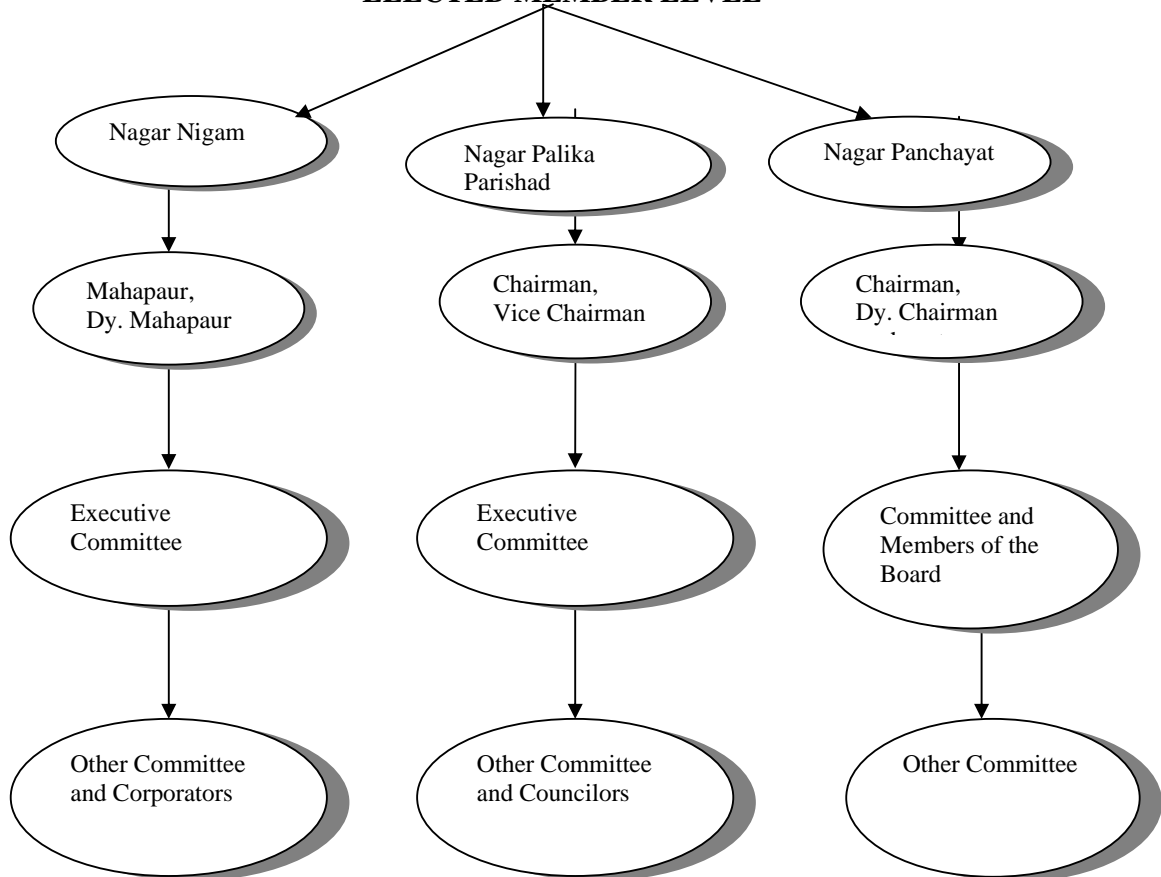
1.2 Organizational set-up

ADMINISTRATIVE ORGANISATION OF URBAN LOCAL BODIES

EXECUTIVE LEVEL



ELECTED MEMBER LEVEL



While a Mahapaur heads the Nagar Nigam, a Chairman heads both Nagar Palika Parishads and Nagar Panchayats. The elected representatives exercise their

powers and discharge the duties through the committees of elected members. Nagar Ayukt in case of Nagar Nigam and Executive Officers in case of Nagar Palika Parishads and Nagar Panchayats are the administrative heads.

1.3 Database on finances

The Eleventh Finance Commission (11th FC) recommended that a networked database on the finances of the ULBs should be developed at the district, state and central government level and be easily accessible by computerizing it and linking it through V-SAT⁴. The data were to be collected and compiled in standard formats prescribed by the C&AG of India. This would have facilitated comparison of performance of local bodies among the states at the GOI level and the Government at the state level. The maintenance of the database was felt necessary by the 12th FC also to keep accurate information on the finances of the ULBs for need based assessment of their requirements. Database was, however, not developed as of May 2008. As a result, allocation of funds to the ULBs was not being made on a rational basis. Thus, release of grants to the ULBs without reviewing their actual needs and fiscal performance was not transparent.

1.4 Sources of revenue

For execution of various developmental works, the Government of India and State Government provide funds in the form of grants. The funds of ULBs are availed from the following sources:-

- Grants assigned under the recommendations of the Eleventh Finance Commission (**11th FC**) for the period 2000-05 and Twelfth Finance Commission (**12th FC**) for the period 2005-10.
- Devolution of 7.5 *per cent* of net proceeds of total tax revenue of the State Government under the recommendations of the Second State Finance Commission (**2nd SFC**).
- Funds remitted by the respective departments for functions transferred to the ULBs.

⁴ Very Small Aperture Terminal

- Revenue earned by the ULBs out of their own resources i.e. taxes, rent, fees, issue of licenses, tehbazari⁵, taxi stands etc.

1.4.1 The aggregate receipts of grants by the ULBs under the recommendation of Eleventh Finance Commission (11th FC)/ Twelfth Finance Commission (12th FC), State Finance Commission (SFC) and revenue realized from their own resources during 2003-06 were as under:-

(Rs in crore)

SI No	Year	11 th FC/ 12 th FC	SFC	Own resources	Total
1	2003-04	45.58	825.00	360.07	1230.65
2	2004-05	22.79	877.00	412.33	1312.12
3	2005-06	51.70	911.25	475.98	1438.93
Total		120.07	2613.25	1248.38	3981.70

Position of utilization of grants against the allocations under 11th FC, 12th FC, SFC and revenue realized from their own resources of the ULBs are discussed in the succeeding paragraphs.

1.4.1.1 11th /12th FC Grant

As per information furnished by Director, Local Bodies, Lucknow, position of funds available and expenditure against 11th FC/ 12th FC grants during 2003-06 were as under:-

(Rs.in crore)

Year	Name of the grant	Funds Available	Expenditure	Balance
2003-04	11 th FC	45.58	45.58	--
2004-05	11 th FC	22.79	22.79	--
2005-06	12 th FC	51.70	51.70	--

The information made available by the Director Local Bodies regarding the utilization of the 11th and 12th FC grants was not reliable as there was no data base on finances at the district and state level to support it. The transfer of funds to the ULBs was treated as final expenditure in the accounts of the Director Local Bodies instead of treating it as advance and adjusting in accounts only

⁵ Tax on trades and callings carried on within the municipal limits.

after getting the expenditure statements from the ULBs. Further, test check in two NNs⁶, 12 NPPs⁷ and 14 NPs⁸ revealed that grants amounting to Rs. 7.59 crore out of Rs. 7.71 crore released during 2005-06 remained unutilized (March 2007) although it was treated fully utilized in the records of the Director Local bodies.

Thus, despite low pace of utilization of the grants at the grass root level, the Director Local Bodies misreported the position of financial performance of the ULBs to the Government.

1.4.1.2 State Finance Commission Grant

Similarly, the Director Local Bodies had shown the grants released to ULBs during 2003-06 under the recommendations of SFC as fully utilized in their books as details in the following table;-

(Rs in crore)

Year	Funds available	Expenditure	Balance
2003-04	825.00	825.00	-----
2004-05	877.00	877.00	-----
2005-06	911.25	911.25	-----

However, the Directorate had no feedback of the actual expenditure from the ULBs. Thus, the expenditure of the ULBs shown in the accounts of the Director Local Bodies was unrealistic in the absence of any supporting data from them. It was corroborated by the fact that no separate account of SFC grant was maintained in any of the test checked ULBs.

1.4.1.3 Revenue realized from own resources

The State Government fixes the target for ULBs revenue realization from their own sources for each year. The position of revenue realized by the NNs, NPPs and NPs from their own resources during 2003-06 against the target fixed by the State Government were as under:

⁶ Gorakhpur and Gaziabad.

⁷ Bilaspur, Pihani, Mainpuri, Thaharpur, Mungra Badshahpur, Marhara, Modaha, Pukhrayan, Rudauli, Mahmudabad, Suar, Konch

⁸ Jiyampur, Patiyali, Dibiyapur, Mahrajanj, Kursath, Fafund, Bhargain, Bilariyaganj, Kchouna Pur, Atraulia, Hariya, Awagarh, Nidhauri Kalan, Gohan

(Rs. in crore)

Sl. No.	Name of ULBs	Number of ULBs	2003-04		2004-05		2005-06	
			Target	Achievement	Target	Achievement	Target	Achievement
1	NNs	12	263.37	219.02	318.87	272.52	261.52	299.88
2	NPPs	194	125.22	108.36	147.73	116.83	158.92	132.10
3	NPs	421	43.93	32.69	52.28	22.98	19.81	44.00
Total (per cent)		627	432.52	360.07 (83.25)	518.88	412.33 (79.46)	440.25	475.98 (108.11)

The revenue realized by the NNs, NPPs and NPs from their own resources during 2003-06 ranged between 79.46 per cent and 108.11 per cent against the target fixed by the State Government. However, an analytical review of revenue realization by these ULBs indicated that the position of revenue collection in NPPs improved significantly during 2005-06 over the previous year and having more than two fold increase, steeply went up to Rs44.crore against the target of Rs19.81 crore.

1.5 Allocation and utilization of 11th FC, 12th FC and SFC grants

The Central Finance Commission is appointed by the President of India for allocation of resources between the GOI and the state governments. The local bodies were brought within the purview of the 11th FC grants to augment the consolidated fund of the states to enable them to supplement the resources of the local bodies. Similar terms of reference were also made for the 12th FC. Accordingly the 11th and 12th FC made recommendations to the GOI for release of grants to the state governments for the ULBs. The State Government released 11th FC and 12th FC grants to the ULBs after their receipt from the GOI through Director, Local Bodies. Similarly, the State Government also released the SFC grant to the ULBs. The Director, Local Bodies allocated these grants among the NNs, NPPs and NPs on the basis of population, percentage of Scheduled Caste/ Scheduled Tribe, socially backwards in total population and revenue earned from their own resources.

1.5.1 As per recommendation of 11th FC, the GOI released Rs 203.52 crore⁹ to the State Government during 2000-05 for development work e.g. road, water supply and sanitation etc. The grant included Rs 49.41 lakh allocated for creation of database on finances in Local Bodies. However, the State Government spent the entire amount on purpose other than creation of database. Thus, the objective of creation of the database was not fulfilled.

1.5.2 Devolution of SFC grant

As per recommendations of the 2nd SFC, 7.50 *per cent* of the net proceeds of the tax revenue are to be devolved to the ULBs. The devolution of the funds and actual funds released by the State Government during 2003-06 were as under:-

(Rs in crore)

Year	Net proceeds of tax revenue of State Government	Funds required to be devolved	Actual funds released by the State Government	Short release of funds
2003-04	13601	1020	825	195
2004-05	15693	1177	877	300
2005-06	18858	1414	911	503
Total	48152	3611	2613	998

The table indicates that non-devolution of funds as per norms prescribed by 2nd SFC, resulted in short release of Rs 998 crore to the ULBs during 2003-06.

1.6 Financial position of the ULBs

The 12th FC observed that the quality of data at the grass root level of ULBs was poor and as a result, accurate information on the finances of the ULBs was missing at the State level. The 12th FC also stressed the need to introducing a proper accounting system for ensuring credible data to facilitate realistic assessment of the needs of the ULBs. Despite these recommendations of the 12th FC, there was no system in place at the Directorate as well as at the ULBs level to provide accurate information on finances of the ULBs. It was mainly due to non creation of database on finances and absence of networking of the Directorate with the ULBs.

⁹ 2000-01:Rs 44.54 crore, 2001-02:Rs 45.03 crore, 2002-03:Rs45.58 crore, 2003-04 Rs 45.58crore and 2004-05 Rs 22.79 crore

Financial position of the test checked NNs, NPPs and NPs during 2003--06 is detailed in the following table:-

(Rs. in crore)

Name of Unit	Number of Units	Opening Balance	Received	Total	Expenditure	Closing Balance
Year 2003-04 (Appendix 1, 2 and 3)						
NNs	5	43.27	223.33	266.60	227.96	38.64
NPPs	19	12.23	39.71	51.94	36.32	15.62
NPs	27	2.65	8.85	11.50	8.37	3.13
Total (Per cent)	61	58.15	271.89	330.04	272.65	57.39 (17 per cent)
Year 2004-05 (Appendix 4, 5 and 6)						
NNs	7	65.63	321.21	386.84	323.07	63.77
NPPs	23	22.76	63.67	86.43	62.05	24.38
NPs	37	3.79	16.71	20.50	14.26	6.24
Total (Per cent)	67	92.18	401.59	493.77	399.38	94.39 (19 per cent)
Year 2005-06 (Appendix 7, 8 and 9)						
NNs	7	63.77	416.82	480.59	351.90	128.69
NPPs	23	24.38	82.56	106.94	77.47	29.47
NPs	37	6.24	21.68	27.92	20.90	7.02
Total (Per cent)	67	94.39	521.06	615.45	450.27	165.18 (27 per cent)

Source: Inspection report of the audited units.

The table revealed that expenditure did not keep pace with the release of grants during 2003-06. Although the unspent balances increased from 17 per cent to 27 per cent during the period, the Director, Local Bodies continued to exhibit the full utilization of grants released to the ULBs, as brought out in paragraph 1.4.1.1 and 1.4.1.2 above. The unspent balances of grants were indicative of poor planning for utilization of funds towards the intended objectives in a time bound manner.

1.7 Budgeting and Budgetary Process

Excess expenditure over budget

Financial Rules provide that the expenditure should be limited to the budget provisions.

The NN, Agra incurred an excess expenditure of Rs 12.98 crore during 2004-06 over the budget provision under certain heads (*Appendix 10*) without making necessary provisions and also did not regularize the same during subsequent years.

Expenditure in excess of budget provisions indicated weaknesses of the budgetary control.

1.8 Accounting arrangements

1.8.1 The Government should nominate an officer to ensure transparent accounting and financial reporting and preparation of an annual consolidated report at State level. In ULBs, the Accounts Officers were responsible for maintaining the accounts of NNs whereas the Accountants and Accounts clerks were responsible for maintaining the accounts of NPPs and NPs respectively. As the State Government had not considered nominating an authorized officer for the purpose, neither the accounts were being compiled at State level nor was any consolidated report being submitted to the State Government and Assembly. Moreover, most of the ULBs were maintaining their accounts on cash basis and preparing only receipts and payment accounts. In the absence of Balance sheet on accounts, true and fair assessment of their financial viability could not be ascertained.

1.8.2 Adoption of account formats prescribed by C&AG

On recommendation of 11th FC, the C&AG of India prescribed the Budget and Accounting formats on accrual basis for ULBs. These formats were circulated by Ministry of Urban Development (June 2003) to the State Government for their acceptance and implementation in all the three tiers of ULBs. Acceptance of the formats by the State Government was awaited (May 2008). This contributed to the poor accounting and financial reporting by ULBs. Moreover, non-adoption of the standard formats in preparation of the accounts led to a situation under which assessment of the position of assets and liabilities of the ULBs was not possible.

1.8.3 Non reconciliation of cash balances

The balances as per treasury/ bank pass book and cash book should be reconciled at the end of each month to ensure accuracy of accounts.

In two NNs, two NPPs and 26 NPs test checked, the balances of treasury/bank pass books were not reconciled with the cash book. As a result, difference of Rs 4.24 crore between the cash book and treasury/ bank pass book (*Appendix II*) remained un-reconciled as of 31 March 2006. In the absence of reconciliation of cash balances, authenticity of the accounts of these Local

Bodies could not be verified in audit. Moreover, incidence of fraud/ embezzlement/ misappropriation of fund could also not be ruled out.

1.8.4 Amount drawn not shown in Cash Book

1.8.4.1 In Nagar Nigam Kanpur, a sum of Rs. 81380 paid to the contractor vide cheque No. 424634 dated 29-03-2005 from Allahabad Bank (Account No. 3447), was not entered in the Cash Book as of May 2006. This reflected weaknesses in the internal control system of the NN.

1.8.4.2 In Nagar Panchayat Daurala, Meerut (NP), Cash Book was not closed after May 2005. Rs 44710 and Rs 28111 received in February 2004 and March 2005 respectively as 11th FC grant and Rs 1,25,000 received in March 2006 as 12th FC grant were not recorded in the Cash Book as of September 2006. The NP replied (September 2006) that necessary corrections shall be made in cash book. Information to this effect was awaited (May 2008).

1.8.4.3 In Nagar Panchayat Bilram (Etah), there was a closing balance of Rs 613514 at the end of March 2004. However, Rs 644192 were shown as opening balance in April 2004 for the year 2004-05. Difference of Rs 30678 was not reconciled as of May 2006. In the absence of account details of expenditure, possibilities of embezzlement and misuse of fund could not be ruled out. This calls for investigation by the concerned authorities.

1.9 Audit arrangement

Uttar Pradesh Municipal Corporation Act, 1959 provides appointment of Mukhya Nagar Lekha Parikshak as Auditor who would have access to all the accounts and to all the records of first tier (Nagar Nigams). Second and third tiers (Nagar Palika Parishads and Nagar Panchayats) have no such provisions in the Uttar Pradesh Nagar Palika Act, 1916. However, Director Local Fund Audit (DLFA) conducts audit of these bodies as primary auditor under provisions of Uttar Pradesh Local Fund Audit Act, 1984. The DLFA is assisted by one joint Director, five Deputy Directors, 46 Assistant Directors, and 65 District Audit Officers.

The 11th FC recommended that the C&AG of India shall be responsible for exercising control and supervision over the proper maintenance of the accounts and their audit for all three tiers/levels of ULBs. Accordingly, the State Government has entrusted the work of exercising control and supervision over

the proper maintenance of accounts of ULBs and their audit to the C&AG under Section 20(1) of the C&AG's (Duties, Powers and Conditions of Service) Act, 1971.

1.10 Primary audit arrears

Being primary auditor, DLFA is required to audit all the units of ULBs in the State. The arrears of primary audit of ULBs during the period 2004-07 ranged between 3.37 per cent and 9.15 per cent as per the following details:-

Year	Number of units to be audited	Number of units actually audited	Units in arrear	Arrear in per cent
2004-05	623	602	21	3.37
2005-06	623	596	27	4.33
2006-07	623	566	57	9.15

Source: Information furnished by Director Local Fund Audit

DLFA stated (September 2007) that the arrears were due to shortage of manpower in his organization.

1.11 Outstanding paragraphs of DLFA

As per information collected (September 2007) from DLFA, position of outstanding paragraphs at the end of 2006-07 was as under

Name of units	Number of paragraphs up to 2006-07	Number of paragraphs settled during 2006-07	Number of paragraphs outstanding at end of the year
NNs	21556	151	21405
NPPs	141893	5216	136677
NPs	131300	8487	122813
Total	294749	13854 (In per cent 4.70)	280895

It is evident from the table that only 4.70 per cent of the audit paragraphs could be settled during 2006-07. The DLFA stated (September 2007) that remaining paragraphs could not be settled due to reluctance of the ULBs in submission of the compliance reports on audit paragraphs. This indicated that ULBs were not responsive to their responsibilities for primary audit.

1.12 Annual Audit Report of the DLFA

Under section 8(3) of Uttar Pradesh Local Fund Audit Act, 1984, the DLFA was required to prepare a consolidated audit report on the accounts of ULBs audited

by him and send it to the Government for placing it before the Legislative Assembly. As per information collected (May 2008) from DLFA, the last such annual audit report was prepared for the year 2003-04. The report up to the year 2001-02 was submitted before the Legislative Assembly. On being pointed out as to why the annual audit reports of the subsequent years were not prepared, the DLFA did not make any reply.

1.13 Position of entrustment of audit / TGS to C&AG

The 11th FC had recommended exercising of Technical Guidance and Supervision (TGS) over the proper maintenance of Accounts of ULBs and their audit by the C&AG of India. Consequently, the State Government has entrusted the audit of local bodies to C&AG in October 2001 under section 20(1) of the C&AG's (Duties, Powers and Conditions of Service) Act, 1971.

1.14 Audit coverage

Test audit of the accounts of seven NNs (*Appendix 12*), 23 NPPs (*Appendix 13*) and 37 NPs (*Appendix 14*) for the year 2005-06 was conducted during 2006-07. The important findings are discussed in the succeeding paragraphs and chapters.

1.15 Utilization of Twelfth Finance Commission Grants

The Twelfth Finance Commission (12th FC) had earmarked Rs 517.00 crore for the ULBs of Uttar Pradesh for the period 2005-2010 with the recommendation to provide at least 50 *per cent* of the grants-in-aid for Solid Waste Management. According to the recommendation, it is mandatory for the State government to transfer the grants released by the GOI to the ULBs within 15 days of its receipt and simultaneously ensure that grants are credited to their bank accounts. Position of grants released by the Government of India to the State Government and from State Government to ULBs is as under:-

(Rs in crore)

Year	Amount of grants received from Central Government	Date of receipt of the grants from Central Government	Total allocation of grant by the Govt. to ULBs	Amount of grant released to ULBs by the Government	Date of release of grants by the State Government
2005-06	51.70 (1 st installment)	28-11-2005	51.70	51.70	27-1-2006
	51.70 (2 nd installment)	02-03-2006	51.70	51.70	16-9-2006
2006-07	51.70 (1 st Installment)	13-9-2006	51.70	51.70	27-10-2006
	51.70 (2 nd installment)	18-5-2007	51.65	51.65	28-5-2007

Source: Information furnished by Urban Development Department, Government of Uttar Pradesh.

During test check (2006-07) of 18 ULBs, it was noticed that crediting the 1st and 2nd installment of 12th FC grant (2005-06) to the treasury/ bank account was delayed up to 109 days and 148 days respectively (**Appendix 15 and 16**). The State Government paid Rs.26.35 lakh as interest on the delayed transfer of the 1st installment of 12th FC grant (2005-06). However, no interest was paid for the delay in transfer of 2nd installment.

In three NNs, eight NPPs and 12 NPs test checked (2006-07), grants/ funds amounting to Rs 6.34 crore, out of Rs 7.71 crore were provided for the year 2005-06 on the recommendations of 12th FC remained unutilized (**Appendix 17**). Non-utilization of about 82 *per cent* of the 12th FC grant indicated the reluctance of the ULBs towards the objectives of providing civic amenities e.g. roads, sanitation, water supply etc. to the population of their area.

1.16 Recommendations of Second State Finance Commission

The 2nd SFC was constituted in February 2000 for the period 2001-2006. Recommendations of the 2nd SFC, comprising 245 paragraphs in five parts, on Panchayati Raj and Urban Local Bodies was tabled (June 2002) before the Governor for approval. Details of the paragraphs are as under:-

Number of parts	Particulars	Number of paragraphs
1	General	11
2	Panchayati Raj Institutions	93
3	Urban Local Bodies	107
4	District Planning Committees and State Finance Commission Cell	5
5	Principles of transformation and share of Local Bodies	29

Source: Finance Department, Government of Uttar Pradesh

The Government had fully accepted 74 out of 107 paragraphs of the 2nd SFC recommendations relating to ULBs which relate mainly to transfer of fixed shares of the net proceeds of the State to ULBs, formation of functional District Planning Committees and imposing of development tax and advertisement tax to NPPs and NPs as in NNs, to improve their resources through license fee etc. and to implement e-governance and computerization in ULBs. The Government had in principle/ partly accepted 12 paragraphs relating mainly to preparation of bye-laws on the basis of area and financial position, imposition and realization of full cost pricing of service tax, creation of special purpose institution for capital requirement of the ULBs etc. and remaining 21 paragraphs of the recommendations mainly on imposing of profession tax, vacant land tax and transferring half of the share of income to ULBs by way of converting Nazul land into free hold land etc were not accepted.

1.17 Arrears in tax collection

ULBs earn revenue out of their own resources through taxes, rent, fees, issue of licenses, tehbazari, taxi stand etc.

In six NNs, six NPPs and 10 NPs demand for Rs 41.90 crore including arrears of Rs 16.64 crore was raised for 2005-06. Out of this, a sum of Rs 19.51 crore only was recovered. A sum of Rs 22.39 crore was outstanding against the tenants, licenses and contractors on accounts of rents, license fees etc. for more than one year as detailed in *Appendix 18, 19 and 20*. As the age wise breakup of the unrecovered dues was not maintained by the test checked ULBs, the periodicity of the dues pending for recovery could not be assessed in audit

1.18 Internal control

The main objectives of a sound internal control system in an organization are :

- ❖ Promoting orderly, economical, efficient and effective operations and delivery quality products and services consistent with the organization's missions;
- ❖ Safeguarding resources against loss due to waste, abuse, mismanagement, errors, fraud and irregularities;
- ❖ Adhering to laws, regulations, and management directives; and
- ❖ Developing and maintaining reliable financial and management data and fairly disclosing that data in timely reports.

Test check of accounts of ULBs for the year 2006-07, revealed that 890 paragraphs on poor financial management and financial irregularities resulting in excess payment, unfruitful expenditure, irregular expenditure and avoidable liabilities etc were communicated through the Audit Inspection Reports of the Senior Deputy Accountant General (Local Bodies) Uttar Pradesh Allahabad. However, the compliance of these paragraphs was extremely poor and indicated that the apathy of the ULBs to take remedial measures to improve their accounting system and strengthen their internal control system to prevent the financial irregularities.

1.19 Conclusion

The objectives to create networked database on finances beginning from the grass root level to the GOI level to make need based assessment of the financial requirements of the ULBs had not been fulfilled. As a result, reliability of the demands could not be ascertained. Government was yet to frame Budget and Accounts Rules to give effect to the C&AG's standard accounting formats. The Government did not devolve funds as per norms prescribed by the 2nd SFC resulting in short allocation of Rs998 crore to the ULBs. The response of the ULBs to the audit observations of the Director Local Funds was extremely poor. More over, the position of settlement of the Paragraphs submitted to the ULBs under technical guidance and supervision of the C&AG was far from satisfactory. The ULBs had not yet taken remedial measures to improve their financial management and utilization of public funds in a prudent manner.

1.20 Recommendation

- Government should take effective steps to develop networked database on finances of the ULBs for making need based assessment of their requirements at the Government level.
- The Government should adopt the norms prescribed by the 2nd FC for devolution of funds to the ULBs.
- Government should ensure that the C&AG's standard Budget/Account formats are adopted by the ULBs.
- The ULBs should be made accountable towards the primary audit by the DLFA and responsive to the Audit Inspection Reports prepared under the technical guidance and supervision of the C&AG of India.

Chapter-II

Audit of Transactions

2.1 Excess payment on Cement Concrete road works

Payment of cement concrete road works at higher rates without verification from PWD facilitated excess payment of Rs 34.72 lakh to the contractor by the Nagar Palika Parishad, Sambhal, Moradabad.

As per financial rules, Drawing and Disbursing Officers should constantly remind themselves that the expenditure from public moneys is incurred with the same vigilance as a person of ordinary prudence exercises in incurring of his own expenditure. Further, the management is responsible to review and ensure that an inbuilt mechanism of internal control has been so devised as to prevent fraud, pilferage of public money and misuse of the authority at all levels.

Scrutiny (August 2006 and May 2007) of the records of the Nagar Palika Parishad Sambhal, Moradabad (NPP) revealed that without getting the rates verified by the Public Works Department (PWD), the Junior Engineer (JE) NPP prepared the analysis of rates according to which the rate for the construction of Cement Concrete (CC) roads¹⁰ was Rs 2759 per cubic metre for laying a ten centimetre thick slab over prepared sub grade as per S.I.No. 773 of Public Works Specification. Ignoring the fact that neither the rate worked out by the JE was sent officially to the nodal division¹¹ of PWD for verification nor verified rates were authenticated by the Superintending Engineer, the NPP constructed 143 number of CC roads during 2000-2003 on the basis of an informal checking of the rates by a JE of the Construction Division-I, PWD, Moradabad in his individual capacity and made payments at this rate (Rs 2759 per cubic metre) during 2000-2003 for 6501.76 cubic metre of CC works. The rate of CC works of the same specification approved (December 2001) by the Superintending Engineer, Moradabad circle, PWD, Moradabad at the request of the Chief Development Officer, Moradabad was only Rs 2225 per cubic metre. The payment at the higher rates resulted in excess payment of Rs. 34.72 lakh¹² to the contractors surreptitiously in collusion with

¹⁰ Cement, coarse sand and approved 4 cm gauge stone ballast in the ratio of 1:2:4

¹¹ Provincial Division PWD Moradabad

¹² (Rs 2759- Rs 2225)X 6501.76 cubic metre= Rs 34.72 lakh.

the JEs of the NPP and PWD. Of this, Rs. 24.19 lakh were paid for 4529.23 cum even after the SE, PWD has approved the lower rate of Rs. 2225.

The NPP in its reply admitted (May 2007) the facts and intimated that disciplinary action had been initiated against the concerned JEs of NPP.

The matter was referred to the Government (September 2007); reply had not been received (May 2008).

2.2 Unfruitful expenditure on purchase of Refuse Collectors

The Bulk Refuse collectors procured at a cost of Rs 22.10 lakh for the disposal of garbage and solid waste of the municipal area could not be put to use for more than four years due to non construction of transfer station (Ramp) for want of site.

As per financial rules, goods as well as tools and plant should be purchased only when actually required. Blocking of the funds on these purchases without ensuring their utilization and allowing them to remain dumped for an indefinite period is an indicator of the laxity in observance of the cardinal principles of the State to spend government money in a prudent manner. Diversion of funds without the approval of the competent authority is also a grave financial irregularity under the financial rules.

With a view to overcome the problems of collection of the garbage and solid waste from the various ends of the city and reduce transportation cost and speedy disposal of garbage, Nagar Nigam (NN), Varanasi decided (December 1998) to construct a transfer station (to be used as dumping ground) at a cost of Rs 15 lakh and also to purchase two long Chassis tipper trucks at an estimated cost of Rs 24 lakh for use as Bulk Refuse Collector (capacity:21 Cusec meter each) out of grants received under the recommendations of the Tenth Finance Commission.

Scrutiny (May 2006) of records and further information collected (August 2007) from NN, Varanasi revealed that the NN purchased (June 2000) two trucks of long chassis at a cost of Rs 13.40 lakh and incurred an expenditure of Rs 8.70 lakh on fabrication of their bodies. These Bulk Refuse Collectors were however lying unused since January 2003 as the transfer station (Ramp) could not be constructed (August 2007) due to non availability of the site. The amount of Rs 15 lakh allocated for construction of the transfer station were unauthorizedly diverted and spent on other unwarranted works.

The NN in its reply admitted (August 2007) that the transfer station could not be constructed due to none availability of site and funds sanctioned for its construction

were diverted for other essential works with the approval of the Committee headed by the Divisional Commissioner.

Thus, procurement of Refuse Collectors without assessing the immediate need and even without the construction of the transfer station rendered the expenditure of Rs 22.10 lakh unfruitful. Besides, diversion of Rs 15 lakh for other works without the approval of the Government was a violation of the financial rules.

The matter was referred to the Government (April 2007); reply is awaited (May 2008).

2.3 Irregular expenditure on deployment of doctors

Continuance of the services of the doctors in disregard to the government orders in Nagar Nigam, Kanpur led to irregular expenditure of Rs. 23.26 lakh.

Government issued (September 1990) instructions that no appointment would be made in the centralized services of the Nagar Nigams without prior approval of the State Government and services of those appointed earlier in this category, without the approval of the Government, shall be terminated immediately. In case any appointment is made on any post of the centralized services on daily wages in the Nagar Nigam, the Chief Municipal Officer shall be personally held responsible.

Scrutiny (May 2006) of the records and further information collected (June 2007) from Nagar Nigam, Kanpur (NN) revealed that the Nigam had appointed ten doctors¹³ in centralized services on daily wages in various clinics/maternity centers between July 1985 and October 1990 without approval of the Government. The services of those doctors were liable to be terminated in compliance of the above orders. However, Nigam did not terminate the services of those working doctors as of August 2006. Thus, NN incurred an irregular expenditure of Rs. 23.26 lakh during June 1996 to August 2006 on their wages and bonus as detailed in *Appendix 21*. However, no payment was made thereafter (June 2007).

The NN stated (May 2006) that the Chief Municipal Officer had ordered the appointment of the doctors already working on daily wages on that date. The reply was not tenable as daily wages appointment can be done only for unforeseen and emergent nature of work. Further, running of dispensaries with ad hoc arrangements instead of appointment of doctors on regular basis for over 18 years indicated that the NN was and even failed to provide proper health care facilities to its residents.

¹³ Allopathic: 2, Homeopathy:3, Ayurvedic:4 and Unani: 1

The matter was referred to the Government (May 2007); reply is awaited (May 2008).

2.4 Irregular expenditure on deployment of individual sweepers on agreement

Nagar Nigam, Kanpur incurred an irregular expenditure of Rs 2.86 crore on deployment of individual sweepers on agreement.

With a view to effect curtailment of two *per cent* posts every year, Government's instructions (January 2001) provided *inter alia* that works arising due to vacant posts should be managed through a third party on contract basis. The direct appointment of the employees/workers on contracts/ agreements was, however, prohibited. These instructions were applicable on Local Bodies as well.

Scrutiny (April 2006) of records of Nagar Nigam, Kanpur (NN) revealed that the Commissioner of the NN accorded sanction for the appointment of sweepers by executing agreements with individual sweepers in piecemeal (for the duration of one month in each sanction) to cover the period 2004-06 contrary to the provisions of the Government orders. Accordingly, Chief Health Officer NN employed sweepers directly through the agreements for sweeping in the municipal area and transporting the collected waste to the waste centres. The NN incurred an expenditure of Rs 2.86 crore during 2004-06 on deployment of sweepers through the agreement as detailed below

(Rs in lakh)

Period	No. of sweepers deployed on agreement	Rate per sweeper per 30 days	Amount paid
April 2004	779	1000	7.79
May/2004 to August/2004	779	1500	46.74
September/2004	802	1500	12.03
October/2004 to March/2006	811	1500	218.97
Total	3171		285.53

The deployment of sweepers directly on individual contract instead of involving a third party by execution of the contract bond was not only in violation of the government orders but also led to the irregular expenditure of Rs2.86 crore.

The NN stated (April 2006) that due to protest of Staff Association, the instructions of the Government could not be implemented. The reply was not tenable as taking cognizance of the staff agitation the matter should have been referred to the Government for regularization/ relaxation of the said instructions, which was not done by the NN.

The matter was referred to the Government (April 2007); reply is awaited (May 2008).

2.5 Avoidable Liabilities

Delayed deposit of Provident Fund subscription resulted in avoidable liabilities of Rs. 8.18 lakh on account of interest payable to the subscribers of Nagar Nigam, Agra

Article 14 of the Nagar Nigam Employees' Retirement and Gratuity Rules envisages that the subscriptions of Provident Fund (PF) shall be deposited in Bank before 4th day of each month to earn interest.

Scrutiny (August 2006) of records of Nagar Nigam, Agra (NN) revealed that the PF deduction of subscriptions from salary bills of the officers/ officials made between September 2003 and August 2004 of Rs. 1.92 crore was deposited in Bank during the period from April 2005 to August 2005. Delay of one to two years in deposit of subscriptions into the bank led to the loss of interest on PF.

The NN stated that the subscriptions of PF could not be deposited in the bank in time due to paucity of funds. The reply was not tenable as the NN had its own receipts of Rs. 33.38 crore including grants received on recommendation of the SFC during 2003-04 whereas expenditure on establishment and pension was only Rs. 25.73 crore. Thus, NN had sufficient funds to deposit the PF subscription in time.

Delayed deposit of PF subscriptions resulted in avoidable liabilities of Rs 8.18 lakh on account of interest payable to the subscribers.

The matter was reported to the Government (May 2007); reply is awaited (May 2008).

Allahabad
The

**Sr. Dy.Accountant General
(Local Bodies)**

Countersigned

Allahabad
The

Principal Accountant General (Civil Audit), UP

Appendix-1

(Reference: Paragraph 1.6.; page 7)

Financial position of Nagar Nigams for the Year 2003-04

(Rs in lakh)

Sl. No.	Name of Nagar Nigam	Opening Balance	Receipt	Total	Expenditure	Closing Balance
1	Agra	990.18	4078.27	5068.45	3905.75	1162.70
2	Moradabad	973.13	2123.01	3096.14	2277.31	818.83
3	Jhansi	298.13	1239.11	1537.24	1150.39	386.85
4	Kanpur	1413.11	11614.18	13027.29	12378.08	649.21
5	Aligarh	652.48	3278.90	3931.38	3085.00	846.38
Total		4327.03	22333.47	26660.50	22796.53	3863.97

Appendix- 2

(Reference: Paragraph 1.6; page 7)

Financial position of Nagar Palika Parishads for the year 2003-04

(Rs in lakh)

Sl.No.	Name of Nagar Palika Parishad	District	Opening Balance	Receipt	Total	Expenditure	Closing Balance
1	Shamli	Muzaffar Nagar	95.07	446.95	542.02	507.50	34.52
2	Bilgram	Hardoi	12.01	98.60	110.61	108.38	2.23
3	Utraula	Balrampur	70.70	122.26	192.96	118.55	74.41
4	Mohmadi	Lakhimpur kheri	33.80	136.70	170.50	103.12	67.38
5	Pilibhit	Pilibhit	132.74	352.53	485.27	371.31	113.96
6	Devband	Saharanpur	155.15	265.16	420.31	260.18	160.13
7	Soro	Etah	16.01	89.94	105.95	78.22	27.73
8	Wah	Agra	26.77	49.70	76.47	54.36	22.11
9	Kairana	Muzaffar Nagar	117.40	195.90	313.30	208.43	104.87
10	Sambhal	Moradabad	71.22	971.14	1042.36	545.10	497.26
11	Misrikh	Sitapur	19.98	71.31	91.29	67.90	23.39
12	Sardhna	Meerut	91.62	192.10	283.72	216.38	67.34
13	Khair	Aligarh	39.40	103.41	142.81	127.37	15.44
14	Fatehpur Sikhri	Agra	37.81	112.03	149.84	110.20	39.64
15	Kausikala	Mathura	17.29	149.16	166.45	146.18	20.27
16	Sayana	Buland Shahar	113.51	159.46	272.97	104.15	168.82
17	Chirgoan	Jhansi	44.56	44.26	88.82	57.66	31.16
18	Barua Sagar	Jhansi	61.65	86.22	147.87	105.13	42.74
19	Chandausi	Moradabad	66.35	324.21	390.56	341.76	48.80
Total			1223.04	3971.04	5194.08	3631.88	1562.20

Appendix- 3
(Reference: Paragraph 1.6; page 7)
Financial position of Nagar Panchayats for the year 2003-04

(Rupees in lakh)

Sl. No.	Name of Nagar Panchayat	District	Opening Balance	Receipt	Total	Expenditure	Closing Balance
1	Bilsanda	Pilibhit	17.56	18.91	36.47	35.25	1.22
2	Nuriya Hussainpur	Pilibhit	14.23	29.04	43.27	37.79	5.48
3	Mankkapur	Gonda	12.7	54.88	67.58	46.77	20.81
4	Mailani	Lakhimpur kheri	5.34	33.96	39.30	25.41	13.89
5	Meerapur	Muzaffar Nagar	16.56	38.62	55.18	33.79	21.39
6	Madhogarh	Jalaun	13.19	22.11	35.30	27.83	7.47
7	Amraudha	Kanpur Dehat	14.29	19.21	33.50	21.25	12.25
8	Jhinhak	Kanpur Dehat	4.84	33.03	37.87	29.51	8.36
9	Behat	Saharanpur	11.59	51.05	62.64	45.62	17.02
10	Daurala	Meerut	2.80	23.11	25.91	20.71	5.20
11	Tambourcum	Sitapur	6.44	43.26	49.70	28.21	21.49
12	Paitanpur	Sitapur	15.94	18.63	34.57	27.03	7.54
13	Narauli	Moradabad	15.27	22.11	37.38	33.04	4.34
14	Bhojpur	Moradabad	1.50	45.28	46.78	38.17	8.61
15	Fatehabad	Agra	9.92	38.75	48.67	28.31	20.36
16	Penahat	Agra	11.20	40.40	51.60	31.28	20.32
17	Zaithra	Etah	5.64	16.38	22.02	19.02	3.00
18	Bilram	Etah	14.24	20.24	34.48	28.35	6.13
19	Katera	Jhansi	5.41	9.67	15.08	13.03	2.05
20	Pali	Lalitpur	2.75	10.26	13.01	10.40	2.61
21	Garotha	Jhansi	3.51	16.28	19.79	15.22	4.57
22	Ranipur	Jhansi	6.35	25.50	31.85	28.64	3.21
23	Kithor	Meerut	4.56	71.64	76.20	44.46	31.74
24	Kunderki	Moradabad	17.53	41.59	59.12	53.81	5.31
25	Sirshi	Moradabad	12.85	60.99	73.84	35.75	38.09
26	Harduaganj	Aligarh	3.67	41.72	45.39	35.15	10.24
27	Chharra	Aligarh	15.23	38.38	53.61	43.07	10.54
Total			265.11	885.00	1150.11	836.87	313.24

Appendix-4

(Reference: Paragraph 1.6; page 7)

Financial position of Nagar Nigams for the Year-2004-05

(Rs in lakh)

Sl. No.	Name of Nagar Nigam	Opening Balance	Receipt	Total	Expenditure	Closing Balance
1	Agra	1162.70	5416.80	6579.50	5004.91	1574.59
2	Moradabad	818.83	2186.96	3005.79	2448.12	557.67
3	Jhansi	386.85	1441.65	1828.5	1104.26	724.24
4	Kanpur	649.21	12382.90	13032.11	12651.86	380.25
5	Varanasi	1420.26	4162.59	5582.85	4410.67	1172.18
6	Aligarh	846.38	3402.48	4248.86	3271.56	977.30
7	Bareilly	1278.85	3127.56	4406.41	3415.33	991.08
Total		6563.08	32120.94	38684.02	32306.71	6377.31

Appendix-5*(Reference: Paragraph 1.6; page 7)***Financial position of Nagar Palika Parishads for the year 2004-05****(Rs in lakh)**

Sl.No.	Name of Nagar Palika Parishad	District	Opening Balance	Receipt	Total	Expenditure	Closing Balance
1	Shamli	Muzaffar Nagar	34.52	559.14	593.66	548.58	45.08
2	Bilgram	Hardoi	2.23	118.50	120.73	106.26	14.47
3	Utraula	Balrampur	74.41	140.33	214.74	140.12	74.64
4	Mohmadi	Lakhimpur	67.38	156.12	223.50	111.40	112.10
5	Balrampur	Balrampur	171.01	459.72	630.73	480.33	150.40
6	Pilibhit	Pilibhit	113.96	418.90	532.86	399.07	133.79
7	Devband	Saharanpur	160.13	335.15	495.28	373.01	122.27
8	Soro	Etah	27.73	95.92	123.65	93.94	29.71
9	L.Kheri	L.Kheri	106.67	558.32	664.99	538.29	126.70
10	Wah	Agra	22.11	52.65	74.76	56.28	18.48
11	Mugal Sarain	Chandausi	174.32	473.90	648.22	366.01	282.21
12	Kairana	Muzaffar Nagar	104.87	265.63	370.50	183.94	186.56
13	Sambhal	Moradabad	497.26	646.61	1143.87	932.63	211.24
14	Misrikh	Sitapur	23.39	72.40	95.79	70.71	25.08
15	Sardhna	Meerut	67.34	234.96	302.30	257.22	45.08
16	Orai	Jalaun	262.00	603.94	865.94	490.93	375.01
17	Khair	Aligarh	15.44	131.84	147.28	118.45	28.83
18	Fatehpur Sikhri	Agra	39.64	124.79	164.43	139.72	24.71
19	Kausikala	Mathura	20.27	186.81	207.08	153.98	53.10
20	Sayana	Buland Shahar	168.82	197.59	366.41	135.11	231.30
21	Chirgoan	Jhansi	31.16	58.02	89.18	72.64	16.54
22	Barua Sagar	Jhansi	42.74	135.55	178.29	133.45	44.84
23	Chandausi	Moradabad	48.80	340.17	388.97	303.44	85.53
Total			2276.20	6366.96	8643.16	6205.51	2437.67

Appendix- 6

(Reference: Paragraph 1.6; page 7)

Financial position of Nagar Panchayats for the year 2004-05

(Rs in lakh)

Sl. No.	Name of Nagar Panchayat	District	Opening Balance	Receipt	Total	Expenditure	Closing Balance
1	Bilsanda	Pilibhit	1.22	21.32	22.54	21.29	1.25
2	Nuriya Hussainpur	Pilibhit	5.48	73.68	79.16	48.53	30.63
3	Mankkapur	Gonda	20.81	62.93	83.74	56.95	26.79
4	Mailani	Lakhimpur Kheri	13.89	46.68	60.57	34.84	25.73
5	Meerapur	Muzaffar Nagar	21.39	63.94	85.33	45.13	40.20
6	Chakiya	Chandauli	11.13	32.50	43.63	32.43	11.20
7	Chandauli	Chandauli	8.26	32.15	40.41	31.94	8.47
8	Madhogarh	Jalaun	7.47	17.87	25.34	20.94	4.40
9	Amraudha	Kanpur Dehat	12.25	66.34	78.59	24.59	54.00
10	Jhinhak	Kanpur Dehat	8.36	32.68	41.04	30.23	10.81
11	Behat	Saharanpur	17.02	56.53	73.55	52.86	20.69
12	Raja ka Rampur	Etah	9.41	30.13	39.54	33.82	5.72
13	Sahawar	Etah	1.21	38.41	39.62	28.53	11.09
14	Daurala	Meerut	5.20	18.39	23.59	21.21	2.38
15	Tambourcum	Sitapur	21.49	53.71	75.20	31.41	43.79
16	Paitanpur	Sitapur	7.54	77.62	85.16	58.80	26.36
17	Narauli	Moradabad	4.34	26.72	31.06	25.69	5.37
18	Bhojpur	Moradabad	8.61	45.69	54.30	49.50	4.80
19	Fatehabad	Agra	20.36	29.29	49.65	29.04	20.61
20	Penahat	Agra	20.32	35.11	55.43	40.12	15.31
21	Katra	Gonda	11.17	64.89	76.06	74.22	1.84
22	Barbar	Lakhimpur Kheri	2.79	76.19	78.98	41.41	37.57
23	Zaithra	Etah	3.00	37.66	40.66	33.30	7.36
24	Amapur	Etah	2.29	32.72	35.01	7.03	27.98
25	Mohanpur	Etah	3.83	30.79	34.62	17.27	17.35
26	Bilram	Etah	6.44	16.47	22.61	19.44	3.47
27	Sayad Raja	Chandauli	11.65	38.46	50.11	28.57	21.54
28	Katera	Jhansi	2.05	14.25	16.30	10.92	5.38
29	Pali	Lalitpur	2.61	17.23	19.84	12.81	7.03
30	Talbehat	Lalitpur	4.01	69.30	73.31	62.59	10.72
31	Garotha	Jhansi	4.57	16.84	21.41	15.96	5.45
32	Ranipur	Jhansi	3.21	88.35	91.56	51.07	40.49
33	Kithor	Meerut	31.74	103.53	135.27	113.1	22.17
34	Kunderki	Moradabad	5.31	57.99	63.30	52.62	10.68
35	Sirshi	Moradabad	38.09	35.55	73.64	66.31	7.33
36	Harduaganj	Aligarh	10.24	66.77	77.01	56.90	20.11
37	Chharra	Aligarh	10.54	42.34	52.88	44.76	8.12
Total			379.30	1671.02	2050.02	1426.13	624.19

Appendix-7

(Reference: Paragraph 1.6; page 7)

Financial position of Nagar Nigams for the Year-2005-06

(Rs in lakh)

Sl. No.	Name of Nagar Nigam	Opening Balance	Receipt	Total	Expenditure	Closing Balance
1	Agra	1574.59	7412.91	8987.50	5647.91	3339.59
2	Moradabad	557.67	2719.01	3276.68	2329.68	947.00
3	Jhansi	724.24	2610.37	3334.61	1462.66	1871.95
4	Kanpur	380.25	15152.20	15532.45	12883.22	2649.23
5	Varanasi	1172.18	5900.71	7072.89	5175.65	1897.24
6	Aligarh	977.30	3999.15	4976.45	3881.98	1094.47
7	Bareilly	991.08	3887.51	4878.59	3809.30	1069.29
	Total	6377.31	41681.86	48059.17	35190.40	12868.77

Appendix-8
(Reference: Paragraph 1.6; page 7)
Financial position of Nagar Palika Parishads for the year 2005-06

(Rs in lakh)

Sl.No.	Name of Nagar Palika Parishad	District	Opening Balance	Receipt	Total	Expenditure	Closing Balance
1	Shamli	Muzaffar Nagar	45.08	709.41	754.49	623.14	131.35
2	Bilgram	Hardoi	14.47	127.98	142.45	122.35	20.10
3	Utraula	Balrampur	74.64	132.39	207.03	157.15	49.88
4	Mohmadi	Lakhimpur kheri	112.10	191.46	303.56	198.24	105.32
5	Balrampur	Balrampur	150.40	639.94	790.34	600.12	190.22
6	Pilibhit	Pilibhit	133.79	502.32	636.11	460.16	175.95
7	Devband	Saharanpur	122.27	458.38	580.65	364.35	216.30
8	Soro	Etah	29.71	101.36	131.07	97.49	33.58
9	L.Kheri	Lakhimpur Kheri	126.70	596.47	723.17	665.21	57.96
10	Wah	Agra	18.48	71.79	90.27	79.71	10.56
11	Mugal Sarain	Chandausi	282.21	675.79	958.00	582.77	375.23
12	Kairana	Muzaffar Nagar	186.56	310.77	497.33	390.82	106.51
13	Sambhal	Moradabad	211.24	705.48	916.72	753.05	163.67
14	Misrikh	Sitapur	25.08	88.09	113.17	95.16	18.01
15	Sardhna	Meerut	45.08	314.05	359.13	250.10	109.03
16	Orai	Jalaun	375.01	774.04	1149.05	719.09	429.96
17	Khair	Aligarh	28.83	265.99	294.82	159.28	135.54
18	Fatehpur Sikhri	Agra	24.71	174.34	199.05	91.18	107.87
19	Kausikala	Mathura	53.10	441.00	494.1	373.21	120.89
20	Sayana	Buland Shahr	231.30	173.88	405.18	305.04	100.14
21	Chirgoan	Jhansi	16.54	84.18	100.72	53.20	47.52
22	Barua Sagar	Jhansi	44.84	212.19	257.03	181.95	75.08
23	Chandausi	Moradabad	85.53	504.65	590.18	424.09	166.09
Total			2437.67	8255.95	10693.62	7746.86	2946.76

Appendix- 9
(Reference: graph 1.6; page 7)
Financial position of Nagar Panchayats for the year 2005-06

(Rs in lakh)

Sl. No.	Name of Nagar Panchayat	District	Opening Balance	Receipt	Total	Expenditure	Closing Balance
1	Bilsanda	Pilibhit	1.25	65.88	67.13	61.52	5.61
2	Nuriya Hussainpur	Pilibhit	30.63	58.43	89.06	74.38	14.68
3	Mankkapur	Gonda	26.79	37.11	63.90	62.81	1.09
4	Mailani	L.Kheri	25.73	40.98	66.71	56.83	9.88
5	Meerapur	Muzaffar Nagar	40.20	111.19	151.39	93.06	58.33
6	Chakiya	Chandauli	11.20	80.89	92.09	66.99	25.10
7	Chandauli	Chandauli	8.47	41.47	49.94	33.53	16.41
8	Madhogarh	Jalaun	4.40	30.03	34.43	17.29	17.14
9	Amraudha	Kanpur Dehat	54.00	96.99	150.99	74.21	76.78
10	Jhinhak	Kanpur Dehat	10.81	73.86	84.67	57.53	27.14
11	Behat	Saharanpur	20.69	63.21	83.90	63.91	19.99
12	Raja ka Rampur	Etah	5.72	70.67	76.39	67.97	8.42
13	Sahawar	Etah	11.09	51.25	62.34	46.85	15.49
14	Daurala	Meerut	2.38	32.34	34.72	27.51	7.21
15	Tambourcum	Sitapur	43.79	60.51	104.30	86.94	17.36
16	Paitanpur	Sitapur	26.36	83.91	110.27	58.06	52.21
17	Narauli	Moradabad	5.37	68.08	73.45	57.15	16.30
18	Bhojpur	Moradabad	4.80	81.46	86.26	66.17	20.09
19	Fatehabad	Agra	20.61	63.36	83.97	67.64	16.33
20	Penahat	Agra	15.31	58.67	73.98	54.70	19.28
21	Katra	Gonda	1.84	43.80	45.64	42.20	3.44
22	Barbar	Lakhimpur Kheri	37.57	37.71	75.28	65.75	9.53
23	Zaithra	Etah	7.36	30.01	37.37	31.48	5.89
24	Amapur	Etah	27.98	21.73	49.71	42.81	6.90
25	Mohanpur	Etah	17.35	14.74	32.09	28.92	3.17
26	Bilram	Etah	3.47	20.03	23.50	20.03	3.47
26	Sayad Raja	Chandauli	21.54	56.15	77.69	59.18	18.51
27	Katera	Jhansi	5.38	23.85	29.23	17.90	11.33
28	Pali	Lalitpur	7.03	22.65	29.68	21.28	8.40
29	Talbehat	Lalitpur	10.72	58.63	69.35	57.25	12.10
30	Garotha	Jhansi	5.45	34.09	39.54	22.50	17.04
31	Ranipur	Jhansi	40.49	79.66	120.15	82.33	37.82
32	Kithor	Meerut	22.18	86.42	108.60	95.95	12.65
33	Kunderki	Moradabad	10.68	145.10	155.78	103.7	52.08
34	Sirshi	Moradabad	7.33	64.03	71.36	50.53	20.83
35	Harduaganj	Aligarh	20.11	62.15	82.26	68.15	14.11
36	Chharra	Aligarh	8.11	96.47	104.58	84.26	20.32
Total			624.19	2167.51	2791.70	2089.27	702.43

Appendix-10
(Reference: Paragraph 1.7; page 8)
Budgeting and Budgetary Process
(Excess expenditure over budget)

(Rs in lakh)

Year	Budget item No.	Description	Budget provision	Actual expenditure	Excess expenditure
2004-05 (Revenue Head)	2(3)(a)	Sanitation including spraying of water on roads latrine and others-establishment	1700.00	1711.48	11.48
	2(3)(a-1)	Contractor-drain and regional sweeping	95.75	100.57	4.82
	2(3)(d)	Tools and contingent	264.00	327.73	63.73
	4(1)(b)	Public protection and facilities-light purchase of materials	30.00	45.53	15.53
	4(1)(d)	New construction works	1.50	3.86	2.26
	4(6)(b)	Market and slaughter houses-others	50.00	51.91	1.91
	5(1)	Public Works-establishment	120.00	155.00	35.00
	9(4)(b)	Misc-expenditure or judicial cases-others	5.00	5.67	0.67
	9(5)(a)	Pension contributions	650.00	708.00	58.32
	9(13)	Others (Liveries)	40.00	56.95	16.95
	9(13)(d)	Expenditure on meeting of boards/committees	1.25	2.59	1.34
Capital Head		Road grant	50.00	281.36	231.36
2005-06 (Revenue Head)	2(3)(a)	Sanitation including spraying of water on roads latrine and others-establishment	1700.00	1923.37	223.37
	2(3)(d)	Tools and contingent	300.00	331.46	31.46
	3(2)(a)	Expenditure on Public health and animal husbandry-Expenditure on Nagar Swasthya Adhikari and Inspectors	42.25	46.45	4.20
	4(1)	Public protection and facilities-light	0.00	0.00	0.00
	4(1)(a)	Establishment	53.50	53.82	0.32
	4(1)(b)	Purchase of materials	45.00	64.93	19.93
	4(1)(d)	New construction works	10.00	39.72	29.72
	4(1)(e)	Repairs	10.00	21.86	11.86
	4(6)(a)	Establishment	11.80	21.93	11.93
	5(1)	Public Works-establishment	145.00	165.12	20.12
	5(3)(d)	Construct of roads	30.00	169.50	139.50
	9(5)(a)	Pension contributions	670.00	777.54	107.54
	9(5)©	Adjustment/transfer of Jal Sansthan	125.00	228.36	103.36
	9(13)	Others (Liveries)	50.00	84.74	34.74
	9(13)(d)	Expenditure on meeting of boards/committees	1.25	2.17	0.92
		12(5)	Cleansing Environment (TFC)	300.00	309.28
	16(1)	Road grants	50.00	68.01	18.01
	6	Revolving	300.00	388.25	88.25
Total			6851.3	8147.16	1297.88

Say Rs 12.98 crore

Appendix-11
(Reference: Paragraph 1.8.3; page 9)
Non-reconciliation of Cash Balances

(Rs in lakh)

Sl.No.	Name of unit	Balance as on 31-03-2006		Difference
		As per pass book	As per cash book	
Nagar Nigams				
1	Agra	3521.66	3339.60	182.06
2	Bareilly	1203.90	1069.29	134.61
Total				316.67
Nagar Palika Parishads				
/1	Soro (Etah)	18.22	33.58	15.36
2	Deoband (Saharanpur)	232.69	216.30	16.39
Total				31.75
Nagar Panchayats				
1	Meerapur (Muzaffar Nagar)	55.24	55.89	0.65
2	Jhijnjhak (Kanpur Dehat)	26.75	27.13	0.38
3	Tambore cum Ahmadabad (Sitapur)	17.98	17.36	0.62
4	Sahawar (Etah)	14.13	11.09	3.04
5	Raja ka Rampur (Etah)	4.34	8.42	0.91
6	Behat (Saharanpur)	20.69	19.99	0.70
7	Bilsanda (Pilibhit)	10.61	5.61	5.00
8	Chandauli (Chandauli)	18.32	16.40	1.92
9	Chakia (Chandauli)	25.25	25.10	0.14
10	Madhogarh (Jalaun)	17.14	17.68	0.54
11	Daurola (Meerut)	11.89	7.20	4.69
12	Pauli (Lalitpur)	9.73	8.40	1.33
13	Shahpur (Muzaffar Nagar)	13.58	13.56	0.02
14	Charra (Aligarh)	20.66	20.32	0.34
15.	Sirsi (Moradabad)	26.88	20.83	6.05
16	Kunderki (Moradabad)	52.25	52.09	0.16
17	Kithore (Meerut)	15.23	12.65	2.58
18	Talbehat (Lalitpur)	12.41	12.10	0.31
19	Ranipur (Jhansi)	22.43	22.41	0.02
20	Bhojpur Dharampur (Moradabad)	21.46	19.70	1.76
21	Mohanpur (Etah)	4.22	3.17	1.05
22	Berber (Lakhimpur Khiri)	27.06	9.53	17.53
23	Katara (Gonda)	3.13	3.44	0.31
24	Pinhat (Agra)	17.83	19.28	1.45
25	Fatehabad (Agra)	28.89	16.33	12.56
26	Nuria Hussainpur (Pilibhit)	26.68	14.68	12.00
Total				76.06
Grand Total				424.48

Appendix-12
(Reference: Paragraph 1.14; page 12)
List of Nagar Nigams inspected during 2006-07

Sl.No.	Name of Nagar Nigams
1	Agra
2	Moradabad
3	Jhansi
4	Kanpur
5	Varanasi
6	Aligarh
7	Bareilly

Appendix-13
(Reference: Paragraph 1.14; page 12)
List of Nagar Palika Parishads inspected during 2006-07

Sl.No.	Name of Nagar Palika Parishads	District
1	Shamli	Muzaffar Nagar
2	Bilgram	Hardoi
3	Utraula	Balrampur
4	Mohmadi	Lakhimpur khiri
5	Balrampur	Balrampur
6	Pilibhit	Pilibhit
7	Devband	Saharanpur
8	Soro	Etah
9	L.Kheri	Lakhimpur Khiri
10	Wah	Agra
11	Mugal Sarain	Chandausi
12	Kairana	Muzaffar Nagar
13	Sambhal	Moradabad
14	Misrikh	Sitapur
15	Sardhna	Meerut
16	Orai	Jalaun
17	Khair	Aligarh
18	Fatehpur Sikhri	Agra
19	Kausikala	Mathura
20	Sayana	Buland Shahar
21	Chirgoan	Jhansi
22	Barua Sagar	Jhansi
23	Chandausi	Moradabad

Appendix-14
(Reference: Paragraph 1.14; page 12)
List of Nagar Panchayats inspected during 2006-07

Sl. No.	Name of Nagar Panchayats	District
1	Bilsanda	Pilibhit
2	Nuriya Hussainpur	Pilibhit
3	Mankkapur	Gonda
4	Mailani	Lakhimpur Khiri
5	Meerapur	Muzaffar Nagar
6	Chakiya	Chandauli
7	Chandauli	Chandauli
8	Madhogarh	Jalaun
9	Amraudha	Kanpur Dehat
10	Jhinhak	Kanpur Dehat
11	Behat	Saharanpur
12	Raja ka Rampur	Etah
13	Sahawar	Etah
14	Daurala	Meerut
15	Tambourcum	Sitapur
16	Paitanpur	Sitapur
17	Narauli	Moradabad
18	Bhojpur	Moradabad
19	Fatehabad	Agra
20	Penahat	Agra
21	Katra	Gonda
22	Barbar	Lakhimpur Khiri
23	Zaithra	Etah
24	Amapur	Etah
25	Bilram	Etah
26	Mohanpur	Etah
27	Sayad Raja	Chandauli
28	Katera	Jhansi
29	Pali	Lalitpur
30	Talbehat	Lalitpur
31	Garotha	Jhansi
32	Ranipur	Jhansi
33	Kithor	Meerut
34	Kunderki	Moradabad
35	Sirshi	Moradabad
36	Harduaganj	Aligarh
37	Chharra	Aligarh

Appendix-15
(Reference: Paragraph 1.15; page 13)
Utilization of Twelfth Finance Commission grant
(Delay in release of 1st installment of TFC grant 2005-06)

Name of ULBs	Name of Units/District	Date of release of grant by Government of India	Date of credit to a/c of Government of Uttar Pradesh (GoUP)	Date of sanction and authorization by Urban Development Department to the Director Local Bodies Goup (LB)	Date of release of grant by the Director of LB	Date of credit to treasury/ bank accounts of ULBs	Delay in days
Nagar Nigam	Aligarh	28-11-2005	28-11-2005	12-01-2006	27-01-2006	27-03-2006	105
	Bareilly	28-11-2005	28-11-2005	12-01-2006	27-01-2006	22-03-2006	100
	Jhansi	28-11-2005	28-11-2005	12-01-2006	27-01-2006	22-03-2006	100
Nagar Palika Parish ads	Pilibhit	28-11-2005	28-11-2005	12-01-2006	27-01-2006	18-03-2006	96
	Chirgoaj (Jhansi)	28-11-2005	28-11-2005	12-01-2006	27-01-2006	31-03-2006	109
	Khair (Aligarh)	28-11-2005	28-11-2005	12-01-2006	27-01-2006	31-03-2006	109
	Chandausi (Moradabad)	28-11-2005	28-11-2005	12-01-2006	27-01-2006	31-03-2006	109
	Baruasagar (Jhansi)	28-11-2005	28-11-2005	12-01-2006	27-01-2006	30-03-2006	108
Nagar Panch ayats	Nuriya Hussainpur (Pilibhit)	28-11-2005	28-11-2005	12-01-2006	27-01-2006	29-03-2006	107
	Bilsanda (Pilibhit)	28-11-2005	28-11-2005	12-01-2006	27-01-2006	31-03-2006	109
	Charra (Aligarh)	28-11-2005	28-11-2005	12-01-2006	27-01-2006	21-03-2006	99
	Harduaganj (Aligarh)	28-11-2005	28-11-2005	12-01-2006	27-01-2006	22-02-2006	72
	Ranipur (Jhansi)	28-11-2005	28-11-2005	12-01-2006	27-01-2006	30-03-2006	108
	Talbehat (Lalitpur)	28-11-2005	28-11-2005	12-01-2006	27-01-2006	04-02-2006	54
	Katera (Jhansi)	28-11-2005	28-11-2005	12-01-2006	27-01-2006	30-03-2006	108
	Garautha (Jhansi)	28-11-2005	28-11-2005	12-01-2006	27-01-2006	30-03-2006	108
	Pali (Lalitpur)	28-11-2005	28-11-2005	12-01-2006	27-01-2006	23-02-2006	73
	Sirsi (Moradabad)	28-11-2005	28-11-2005	12-01-2006	27-01-2006	31-03-2006	109

Appendix-16
(Reference: Paragraph 1.15; page 13)
Utilization of Twelfth Finance Commission grant
(Delay in release of 2nd installment of TFC grants 2005-06)

Name of ULBs	Name of Units/ District	Date of release of grant by Government of India	Date of credit to a/c of Government of Uttar Pradesh (GoUP)	Date of sanction and authorization by Urban Development Department to the Director Local Bodies Goup (LB)	Date of release of grant by the Director of LB	Date of credit to treasury/ bank accounts of ULBs	Delay in days
Nagar Nigams	Aligarh	06-09-2006	06-09-2006	15-09-2006	16-09-2006	06-11-2006	47
	Bareilly	06-09-2006	06-09-2006	15-09-2006	16-09-2006	28-11-2006	69
	Jhansi	06-09-2006	06-09-2006	15-09-2006	16-09-2006	15-02-2007	148
Nagar Palika Parishads	Chirgoan (Jhansi)	06-09-2006	06-09-2006	15-09-2006	16-09-2006	18-11-2006	59
	Khair (Aligarh)	06-09-2006	06-09-2006	15-09-2006	16-09-2006	21-11-2006	62
	Chandausi (Moradabad)	06-09-2006	06-09-2006	15-09-2006	16-09-2006	18-12-2006	89
	Pilibhit	06-09-2006	06-09-2006	15-09-2006	16-09-2006	31-10-2006	41
Nagar Panchayats	Nuriya Hussainpur (Pilibhit)	06-09-2006	06-09-2006	15-09-2006	16-09-2006	16-09-2006	00
	Bilsanda (Pilibhit)	06-09-2006	06-09-2006	15-09-2006	16-09-2006	Treasury statement is not available	
	Charra (Aligarh)	06-09-2006	06-09-2006	15-09-2006	16-09-2006	30-10-2006	40
	Harduaganj (Aligarh)	06-09-2006	06-09-2006	15-09-2006	16-09-2006	22-10-2006	31
	Ranipur (Jhansi)	06-09-2006	06-09-2006	15-09-2006	16-09-2006	18-11-2006	59
	Talbehat (Lalitpur)	06-09-2006	06-09-2006	15-09-2006	16-09-2006	29-01-2007	131
	Katera (Jhansi)	06-09-2006	06-09-2006	15-09-2006	16-09-2006	20-12-2006	91
	Garautha (Jhansi)	06-09-2006	06-09-2006	15-09-2006	16-09-2006	18-11-2006	59
	Kithor (Meerut)	06-09-2006	06-09-2006	15-09-2006	16-09-2006	17-10-2006	27
	Kunderki (Moradabad)	06-09-2006	06-09-2006	15-09-2006	16-09-2006	29-12-2006	100
	Sirsi (Moradabad)	06-09-2006	06-09-2006	15-09-2006	16-09-2006	18-01-2007	120
	Pali (Lalitpur)	06-09-2006	06-09-2006	15-09-2006	16-09-2006	01-11-2006	42

Appendix-17

(Reference: Paragraph 1.15; page 13)

Utilization of Twelfth Finance Commission grant
(Unutilized TFC grant 2005-06 as of audit date)

(Rs in lakh)

Sl. No.	Name of Unit	Date of Audit	Amount received during 2005-06			Expenditure Incurred	Balance
			1st Instt.	2nd Instt.	Total		
Nagar Nigams							
1	Aligarh	February 2007	105.37	104.84	210.21	1.27	208.94
2	Bareilly	February 2007	122.23	121.56	243.79	0	243.79
3	Jhansi	February 2007	74.74	74.37	149.11	91.48	57.63
Total			302.34	300.77	603.11	92.75	510.36
Nagar Palika Parishads							
1	Fatehpur Sikiri (Agra)	November 2006	6.26	0	6.26	0	6.26
2	Khair (Aligarh)	February 2007	8.1	8.1	16.2	0	16.2
3	Siana (Buland Shahar)	November 2006	6.23	0	6.23	3.42	2.81
4	Barua Sagar (Jnansi)	February 2007	4.33	0	4.33	4.33	0
5	Chirgoan (Jnansi)	January 2007	2.83	2.83	5.66	1.58	4.08
6	Chandausi (Moradabad)	February 2007	16.28	16.28	32.56	0	32.56
7	Kosikalan (Mathura)	November 2006	13.58	0	13.58	6.29	7.29
8	Pilibhit(Pilibhit)	January 2007	18.26	18.26	36.52	15.93	20.59
Total			75.87	45.47	121.34	31.55	89.79
Nagar Panchayats							
1	Charra (Aligarh)	February 2007	2.88	2.89	5.77	0	5.77
2	Hardua ganj (Aligarh)	March 2007	2.22	2.22	4.44	0	4.44
3	Garautha (Jnansi)	March 2007	1.3	1.3	2.6	1.3	1.3
4	Katera (Jnansi)	February 2007	0.92	0.92	1.84	0.92	0.92
5	Ranipur (Jnansi)	February 2007	2.54	2.55	5.09	2.55	2.54
6	Pali (Lalitpur)	January 2007	0.9	0.9	1.8	0.9	0.9
7	Talbehat (Lalitpur)	January 2007	1.56	1.55	3.11	1.8	1.31
8	Kithor (Meerut)	March 2007	2.46	2.46	4.92	1.85	3.07
9	Kundarki (Moradabad)	March 2007	2.99	2.99	5.98	2.44	3.54
10	Sirsa (Moradabad)	February 2007	2.29	2.29	4.58	0	4.58
11	Bilsanda (Pilibhit)	January 2007	1.47	1.47	2.94	1.47	1.47
12	Neoria Husainpur (Pilibhit)	January 2007	1.85	1.85	3.7	0	3.7
Total			23.38	23.39	46.77	13.23	33.54
Grand Total			401.59	369.63	771.22	137.53	633.69

Note:- Audit of utilization of grants (2005-06) received on recommendation of Twelfth Finance Commission was conducted during November 2006 to March 2007.

Appendix-18
(Reference: Paragraph 1.17; page 15)
Arrears in Tax collection in NNs

(Rs.in lakh)

Nagar Nigam	Type	Arrear	Arrear for more than 10 years	Current Demand For the Year 2005-06	Total	Recovery during the Year	Balance
1	2	3	4	5	6(3+5)	7	8(6-7)
Kanpur	Show Tax	8.73	*	9.43	18.16	7.44	10.72
	Advertisement	80.90	*	135.72	216.62	122.70	93.92
	House Tax	150.08	*	250.00	400.08	196.88	203.20
Varanasi	House Tax	420.71	*	487.73	908.44	483.11	65.33
Jhansi	Shop Rent	13.66	*	17.10	30.76	7.93	22.83
Moradabad	Rent	25.39	*	16.49	41.88	17.73	24.15
	Advertisement	1.92	*	9.63	11.55	7.33	4.22
	Show Tax	0.80	*	2.12	2.92	2.33	0.59
	Tehbazari	21.64	*	95.06	116.70	88.67	28.03
	Water Charges	276.84	*	58.03	334.57	43.69	290.88
	Water Tax	61.26	*	192.10	253.36	180.08	73.28
	House Tax	64.87	*	270.00	334.87		64.31
Bareilly	House Tax	22.71	*	199.67	222.38	113.22	109.16
	Water Tax	1.40	*	215.16	216.56	120.76	95.80
	Show Tax	0.60	*	2.60	3.20	2.09	1.11
	Water Charges	1.05	*	50.49	51.54	10.00	41054
Aligarh	House Tax	86.35	*	300.00	386.35	304.76	81.59
	Water Tax	25.25	*	100.00	125.25	106.62	18.63
	Shop Rent	18.62	*	15.85	34.47	18.35	16.12
	Water Charges	452.32	*	250.00	702.32	255.22	447.10
	License	5.29	*	25.00	30.29	23.31	6.98
	Tehbazari	30.02	*	130.00	160.02	100.84	59.18
Total		1530.70	*	2437.03	3967.73	1886.04	2081.69

* Details not available in AIRs

Appendix-19
(Reference: Paragraph 1.17; page 15)
Arrear in Tax collection in NPPs

(Rs.in lakh)

Nagar Palika Parishad	Type	Arrear	Arrear for more than 10 years	Current Demand For the Year 2005-06	Total	Recovery during the Year	Balance
1	2	3	4	5	6(3+5)	7	8(6-7)
Koshi Kala (Mathura)	House Tax	9.17	*	10.07	19.24	8.06	11.18
	Water charges	18.38	*	20.42	38.80	16.01	22.79
Soro (Etah)	Rent	2.35	*	1.10	3.45	0.94	2.51
Mishrikh (Sitapur)	House Tax	2.81	*	1.06	3.87	1.04	2.83
	Water Tax	2.62	*	0.64	3.26	0.00	3.26
	Water Charges	3.55	*	3.50	7.05	0.95	6.10
Wah (Agra)	House Tax	3.72	*	3.41	7.13	0.98	6.15
	Water Charges	3.27	*	5.61	8.88	4.00	4.88
	Tehbazari	1.93	*	4.02	5.95	1.58	4.37
Utaraula (Balrampur)	HouseTax	11.18	*	3.61	14.79	4.71	10.08
	Water Charges	3.40	*	1.45	4.85	1.61	3.24
Mohammdi (Lakhimpur Khri)	HouseTax	4.16	*	2.14	6.30	2.29	4.01
	Water Charges	4.03	*	3.32	7.35	3.98	3.37
Total		43.02	*	29.86	72.88	22.08	50.80

* Details not available in AIRs.

Appendix-20
(Reference: Paragraph 1.17; page 15)
Arrear in Tax collection in NPs

(Rs.in lakh)

Nagar Panchayat	Type	Arrear	Arrear for more than 10 years	Current Demand For the Year 2005-06	Total	Recovery during the Year	Balance
1	2	3	4	5	6(3+5)	7	8(6-7)
Shahpur (Muzaffarnagar)	House Tax	3.41	*	2.85	6.26	2.36	3.90
	Rent	0.44	*	2.16	2.60	2.27	0.33
	Water Charges	3.81	*	2.30	6.11	2.54	3.57
Kitthor (Meerut)	House Tax	9.02	*	4.83	13.85	3.19	10.66
	Water Charges	5.84	*	1.75	7.59	0.90	6.69
	Tehbazari	8.50	*	9.69	18.19	10.87	7.32
	License	3.32	*	0.55	3.87	0.09	3.78
Palli (Ballia)	House Tax	1.27	*	0.63	1.90	0.46	1.44
	License	0.49	*	0.26	0.75	0.00	0.75
Charra (Aligarh)	Water Charges	2.95	*	2.49	5.44	1.45	3.99
	House Tax	6.58	*	2.87	9.45	0.80	8.65
Talbehat (Lalitpur)	House Tax	2.49	*	2.83	5.32	1.30	4.02
	Shop rent	0.31	*	0.49	0.80	0.54	0.26
	License	1.05	*	0.04	1.09	0.02	1.07
Mohanpur (Eath)	House Tax	2.35	*	1.06	3.41	0.33	3.08
	Water Charges	0.99	*	0.31	1.30	0.16	1.14
	Tehbazari	2.35	*	1.36	3.71	0.17	3.54
Ber Ber (Lakhimpur Khri)	House Tax	2.42	*	0.69	3.11	0.41	2.70
	Water Charges	1.37	*	1.18	2.55	0.69	1.86
	Tehbazari	0.24	*	0.84	1.08	0.56	0.52
Jaithera (Eath)	House Tax	9.13	*	2.59	11.72	2.16	9.56
	Water Charges	3.81	*	2.13	5.94	2.08	3.86
	Tehbazari	6.14	*	4.47	10.61	2.20	8.41
Penahat (Agra)	House Tax	1.18	*	2.76	3.94	2.06	1.88
	Water Charges	4.76	*	3.34	8.10	2.57	5.53
	Tehbazari	0.71	*	2.11	2.82	2.11	0.71
Nuria Hussainpur (Pilibhit)	House Tax	4.52	*	2.11	6.63	0.49	6.14
	Water Charges	0.54	*	0.32	0.86	0.21	0.65
Total		89.99		59.01	149.00	42.99	106.01

* Details not available in AIRs.

Appendix-21
(Reference: Paragraph 2.3; page 19)

Irregular expenditure on deployment of doctors

Year	Amount (in Rs.)
1996	134295
1997	228150
1998	229950
1999	229530
2000	230340
2001	229300
2002	225975
2003	225435
2004	228255
2005	227775
2006	137290
Total	2326295