



सत्यमेव जयते

GOVERNMENT OF NAGALAND

FINANCE ACCOUNTS

2000-2001



सत्पमेव जयते

GOVERNMENT OF NAGALAND

FINANCE ACCOUNTS

2000-2001




TABLE OF CONTENTS

	Page(s)
Certificate of the Comptroller and Auditor General of India	(v)
Introductory	1 - 4

PART I - SUMMARISED STATEMENTS

Statement No. 1-	Summary of Transactions	6-30
Statement No. 2-	Capital Outlay-Progressive Capital Outlay to end of 2000-2001	31-34
Statement No. 3-	Debt position -	
	(i) Statement of borrowings	35-36
	(ii) Other obligations	37
	(iii) Servicing of debt	38
Statement No. 4-	Loans and advances by the State Government -	
	(i) Statement of loans and advances	39
	(ii) Recoveries in arrears	40
Statement No. 5-	Guarantees given by the Government for repayment of loans, etc. raised by Statutory Corporations, Local Bodies and other Institutions	41-44
Statement No. 6-	Cash balance and investments of cash balances	45-46

PART I - SUMMARISED STATEMENTS-Concl.

		Page(s)
Statement No. 7-	Summary of balances under Consolidated Fund, Contingency Fund and Public Account	47-50

PART II - DETAILED ACCOUNT AND OTHER STATEMENTS

A - REVENUE AND EXPENDITURE

Statement No. 8-	Statement of revenue and expenditure under different heads for the year 2000-2001 expressed as a percentage of total revenue/total expenditure	52-54
Statement No. 9-	Statement showing the distribution between charged and voted expenditure	55
Statement No.10-	Detailed account of revenue by minor heads	56-80
Statement No.11-	Detailed account of expenditure by minor heads	81-124
Statement No.12-	Detailed statement of capital expenditure during and to end of 2000-2001	125-145
Statement No.13-	Statement showing details of investment of Government in Government Companies, other Joint Stock Companies, Co-operative Banks and Societies etc., to end of 2000-2001	146-159

PART II - DETAILED ACCOUNT AND OTHER STATEMENTS

Page(s)

A - REVENUE AND EXPENDITURE Concl'd.

Statement No.14-	Statement showing the capital and other expenditure (other than on revenue account) to end of 2000-2001 and the principal sources from which the funds were provided for that expenditure	160-162
------------------	---	---------

B - DEBT, CONTINGENCY FUND AND PUBLIC ACCOUNT

Statement No.15-	Detailed statement of receipts, disbursements and balances under heads of account relating to Debt, Contingency Fund and Public Account	164-187
Statement No.16-	Detailed statement of debt and other interest bearing obligations of Government	188-207
Statement No.17-	Detailed statement of loans and advances made by Government	208-219

APPENDICES

Appendix- I	Statement showing details of investments of Government to end of 1998-99, 1999-2000 and 2000-2001 and the amount of dividend received during these years	222-223
-------------	--	---------

APPENDICES

Appendix- II

Statement showing details/
information awaited from
Departmental Officers and
Treasury Officers for re-
conciliation of balances

224

**CERTIFICATE OF THE COMPTROLLER AND
AUDITOR GENERAL OF INDIA**


This compilation containing the Finance Accounts of the Government of Nagaland for the year 2000-2001 presents the accounts of the receipts and outgoings of the Government for the year, together with the financial results disclosed by the revenue and capital accounts, the accounts of the public debt and the liabilities and assets as worked out from the balances recorded in the accounts. The Appropriation Accounts of the Government for the year for Grants and Charged Appropriations, presented separately, supplement this compilation.

These accounts have been prepared and examined under my direction in accordance with the requirements of the Comptroller and Auditor General's (Duties, Powers and Conditions of Service) Act, 1971. According to the best of my information, as a result of audit of these accounts, the accounts now presented read with the observations in this compilation, are correct statements of receipts and out goings of the Government of Nagaland for the year 2000-2001. Points of interest arising out of the study of these accounts as well as test audit conducted during the year or earlier years are contained in my Report being presented separately for the year ended 31st March 2001, Government of Nagaland.

V. K. Shunglu

New Delhi,
The

(V.K. SHUNGLU)
Comptroller and Auditor General of India



INTRODUCTORY

1. The accounts of Government are kept in the following three parts :-

- | | |
|----------|---------------------|
| Part I | - Consolidated Fund |
| Part II | - Contingency Fund |
| Part III | - Public Account |

In Part I namely Consolidated Fund, there are two main divisions, viz :-

1. Revenue- consisting of sections for 'Receipt heads' (Revenue Account) and Expenditure heads' (Revenue Account);
2. Capital, Public Debt, Loans, etc.- consisting of sections for Receipt heads (Capital Account), Expenditure heads (Capital Account) and Public Debt, Loans and Advances, etc.

The Revenue division deals with the proceeds of taxation and other receipts classed as revenue and the expenditure met therefrom, the net result of which represents the revenue surplus or deficit for the year.

In Capital division, the section 'Receipt Heads (Capital Account)' deals with receipts of capital nature which cannot be applied as a set-off to capital expenditure.

The section 'Expenditure Heads (Capital Account)' deals with expenditure met usually from borrowed funds with the object of increasing concrete assets of a material and permanent character. It also includes receipts of a capital nature intended to be applied as a set-off against expenditure.

The section 'Public Debt, Loans and Advances, etc.' comprises loans raised and their repayments by Government such as 'Internal Debt' and 'Loans and Advances' made (and their recoveries) by Government. This section also includes certain special types of heads for transactions relating to Appropriation to the 'Contingency Fund' and 'Inter-State Settlement'.

In Part II, namely Contingency Fund, of the accounts, the transactions connected with the Contingency Fund established under Article 267 of the Constitution of India are recorded.

In Part III, namely Public Account, of the accounts, the transactions relating to 'Debt' (other than those included in Part I), 'Deposits', 'Advances', 'Remittances' and 'Suspense' are recorded. The transactions under 'Debt', 'Deposits', and 'Advances', in this part are those in respect of which Government incurs a liability to repay the moneys received or has a claim to recover the amounts paid, together with the repayments of the former ('Debt' and 'Deposits') and the recoveries of the latter ('Advances'). The transactions relating to 'Remittances' and 'Suspense' in this part embrace all merely adjusting heads under which appear such transactions as remittances of cash between treasuries and currency chests, transfers between different accounting circles, etc. The initial debits or credits to these heads will be cleared eventually by corresponding receipts or payments either within the same circle of account or in another account circle.

2. Sectors and Heads of Accounts-Within each of the sections in Part I mentioned above, the transactions are grouped into sectors such as 'Tax Revenue', 'Non-Tax Revenue' and 'Grants-in-aid and contributions' for the receipts heads (revenue account), and 'General Services', 'Social Services', 'Economic Services' and 'Grants-in-aid and contributions' for expenditure heads specific functions or services (such as Education, Sports, Art and Culture, Health and Family Welfare, Water Supply, Sanitation, Housing and Urban Development, etc. in respect of Social Services) are grouped in Sectors for expenditure heads. In Part III (Public Account) also, the transactions are grouped into sectors, such as 'Small Savings', 'Provident Funds', 'Reserve Funds', etc. The Sectors are sub-divided into major heads of account. In some cases, the Sectors are, in addition, sub-divided into sub-sectors before their division into major heads of account.

The major heads are divided into sub-major heads in some cases and minor heads, with a number of subordinate heads, generally known as sub-heads. The sub-heads are further divided into detailed heads. Under each of these heads, the expenditure is shown distributed between charged and voted. Sometimes major heads are also divided into sub-major heads before their further division into minor heads. Apart from the sectoral and sub-sectoral classification the Major Heads, Sub-Major Heads, Minor Heads, Sub-Heads, Detailed Heads and Object-Heads together constitute a six-tier arrangement of the classification structure of the Government Accounts. The major, minor and sub-heads prescribed for the classification of expenditure in the general accounts are not necessarily identical with the Grants sub-heads and other units of

allotments which are adopted by the Government for Demands for Grants presented to the Parliament or Legislatures but in general a certain degree of correlation is maintained between the Demands for Grants and the Finance Accounts.

The major heads of accounts, falling within the sectors for expenditure heads, generally correspond to functions of Government, while the minor heads, subordinate to them, identify the programmes undertaken to achieve the objectives of the function represented by the major head. The sub-head represents the scheme, the detailed head the sub-scheme and object head the object level of classification.

3. Coding Pattern

Major Heads

From 1st April 1987 a four digit Code has been allotted to the major heads, the first digit indicating whether the major head is a Receipt head or Revenue Expenditure head or Capital Expenditure head or a Loan head.

The first digit of Code for Revenue Receipt head is either 'O' or 'I'. Adding 2 to the first digit code of the Revenue Receipt head will give the number allotted to corresponding Revenue Expenditure head; adding another 2, the Capital Expenditure head; and another 2, the Loan head of Account. for example, for Crop Husbandry code 0401 represents the Receipt head, 2401, the revenue expenditure head, 4401, Capital Outlay head and 6401, Loan head.

Such a pattern is, however, not relevant for those departments which are not operating Capital/Loan heads of accounts e.g. Department of Supply. In a few cases, where receipt and expenditure are not heavy, certain functions have been combined under a single major head, the functions themselves forming sub-major heads under that Major head.

Sub-Major Heads

A two digit code has been allotted, the code starting from 01 under each Major Head. Where no sub-major head exists it is allotted a Code '00' The nomenclature 'General' has been allotted Code '80' so that even after further sub-major heads are introduced the Code for 'General' will continue to remain the last one.

Minor Heads

Those have been allotted a three digit code, the codes starting from '001' under each sub-major/major head (where there is no sub-major head). Codes from '001 to 100' and few codes '750' to '900' have been reserved for certain standard minor heads. The coding pattern for minor heads has been designed in such a way that in respect of certain minor heads having a common nomenclature under many major/sub-major heads, the same three digit code is adopted as far as possible.

Under this scheme of codification, the receipt major heads (revenue account) are assigned the block numbers from 0020 to 1606, expenditure major heads (revenue account) from 2011 to 3606, expenditure major heads (capital account) from 4046 to 5475 'major heads' under 'Public Debt' from 6001 to 6004 and those under 'Loans and Advances, Inter-State Settlement and Transfer to Contingency Fund' from 6075 to 7999. The code number 4000 has been assigned for Capital receipt major head. The only major head 'Contingency Fund' in Part II 'Contingency Fund' has been assigned the code number 8000. The major heads in the Public Account are assigned the code numbers from 8001 to 8999.

4. The transactions included in these accounts represent mainly the actual cash receipts and disbursements during the financial year April to March as distinguished from amounts due to or from Government during the same period. The cash basis system is, however, not entirely suitable for recording the transactions and presenting the true state of affairs of Government commercial undertakings run on commercial principles. The detailed accounts of this class of undertakings are, therefore, maintained outside the regular accounts in proper commercial form and are subject to test check by the Indian Audit and Accounts Department.

5. The figures of actuals shown in these accounts are net, after taking into account the recoveries, although the Demands for Grants presented to Legislature and the Appropriation Accounts are for gross expenditure and exclude credits and recoveries which are otherwise taken as reduction of expenditure.



PART I

SUMMARISED STATEMENTS

STATEMENT NO.1 - SUMMARY

Receipts		Actuals	
		1999-2000 (In lakh of rupees)	2000-2001
PART I -			
Receipt Heads (Revenue Account) -			
A.	Tax Revenue -		
(a)	Taxes on Income and Expenditure -		
0021.	Taxes on Income Other than Corporation Tax	29,96.00	(-)95,92.00 (a)
0023.	Hotel Receipt Tax	0.03	...
0028.	Other Taxes on Income and Expenditure	7,86.55	9,62.81
	Total - (a) Taxes on Income and Expenditure	37,82.58	(-)86,29.19
(b)	Taxes on Property and Capital Transactions -		
0029.	Land Revenue	25.68	34.66
0030.	Stamps and Registration Fees	1,85.13	1,76.96
	Total - (b) Taxes on Property and Capital Transactions	2,10.81	2,11.62
(c)	Taxes on Commodities and Services -		
0039.	State Excise	1,72.89	1,76.85
0040.	Sales Tax	23,04.50	27,29.98
0041.	Taxes on Vehicles	4,58.83	5,28.63

(a) Please see footnote (a) at Page 56.

OF TRANSACTIONS

Disbursements

Actuals

1999-2000
(In lakh of rupees)

2000-2001

CONSOLIDATED FUND

(I) Revenue

Expenditure Heads (Revenue Account) -

A. General Services -

(a) Organs of State -

2011.	Parliament/State/Union Territory Legislatures	4,21.12	4,75.98
2012.	President, Vice President/ Governor/Administrator of Union Territories	1,40.33	1,58.21
2013.	Council of Ministers	2,80.35	4,26.62
2014.	Administration of Justice	3,97.45	3,96.22
2015.	Elections	6,05.18	3,04.02
Total - (a) Organs of State		18,44.43	17,61.05

(b) Fiscal Services -

(ii) Collection of Taxes on Property and Capital Transactions -

2029.	Land Revenue	5,55.88	5,99.38
2030.	Stamps and Registration	9.55	9.00
Total - (ii) Collection of Taxes on Property and Capital Transactions		5,65.43	6,08.38

(iii) Collection of Taxes on Commodities and Services -

2039.	State Excise	3,49.20	3,82.86
2040.	Sales Tax	2,33.79	2,83.42
2041.	Taxes on Vehicles	1,26.86	1,53.97
Total - (iii) Collection of Taxes on Commodities and Services		7,09.85	8,20.25

STATEMENT

Receipts

Actuals

1999-2000 2000-2001
(In lakh of rupees)

PART I -

Receipt Heads (Revenue Account) - Contd.

A. TAX REVENUE - Concl'd.
(c) Taxes on Commodities and Services - Concl'd.

0043.	Taxes and Duties on Electricity	0.70	0.61
0045.	Other Taxes and Duties on Commodities and Services	15.29	14.18

Total - (c) Taxes on Commodities and Services

29,52.21 34,50.25

Total - A. Tax Revenue

69,45.60 (-)49,67.32

B. NON-TAX REVENUE -

(b) Interest Receipts, Dividends and Profits -
0049. Interest Receipts

4,58.70 3,50.44

Total - (b) Interest Receipts, Dividends and Profits

4,58.70 3,50.44

NO. 1 - Contd.

Disbursements		Actuals	
		1999-2000 (In lakh of rupees)	2000-2001
CONSOLIDATED FUND - Contd.			
(I) Revenue - Contd.			
Expenditure Heads (Revenue Account) - Contd.			
A. GENERAL SERVICES - Contd.			
(b)	Fiscal Services - Concl.		
(iv)	Other Fiscal Services -		
2047.	Other Fiscal Services	0.98	0.98
	Total-(iv) Other Fiscal Services	0.98	0.98
	Total - (b) Fiscal Services	12.76.26	14,29.61
(c)	Interest payment and Servicing of Debt -		
2049.	Interest Payments	1,52,28.38	1,77,08.70
	Total - (c) Interest payment and Servicing of Debt	1,52,28.38	1,77,08.70
(d)	Administrative Services -		
2051.	Public Service Commission	80.13	1,00.23
2052.	Secretariat - General Services	21,93.21	23,91.53
2053.	District Administration	21,76.60	27,12.88
2054.	Treasury and Accounts Administration	5,08.46	5,79.90
2055.	Police	1,84,56.81	1,89,70.21
2056.	Jails	5,72.14	5,64.07
2058.	Stationery and Printing	4,01.59	4,33.53
2059.	Public Works	45,79.95	56,31.36
2070.	Other Administrative Services	12,14.06	12,46.72
	Total - (d) Adminis- trative Services	3,01,82.95	3,26,30.43

STATEMENT

Receipts		Actuals	
		1999-2000 (In lakh of rupees)	2000-2001
PART I-			
Receipt Heads (Revenue Account) - Contd.			
B.	NON - TAX REVENUE - Contd.		
(c)	Other Non-Tax Revenue -		
(i)	General Services -		
0051.	Public Service Commission	2.54	3.22
0055.	Police	14.56	24.26
0056.	Jails	0.34	...
0058.	Stationery and Printing	0.67	0.48
0059.	Public Works	32.14	31.55
0070.	Other Administrative Services	6,10.70	1,85.32
0071.	Contributions and Recoveries towards Pension and Other Retirement Benefits	7.78	9.26
0075.	Miscellaneous General Services	79.03	1,22.39
	Total - (i) General Services	7,47.76	3,76.48
(ii)	Social Services -		
0202.	Education, Sports, Art and Culture	15.25	13.48
0210.	Medical and Public Health	2.09	6.82
0211.	Family Welfare	...	0.03
0215.	Water Supply and Sanitation	32.89	29.32
0216.	Housing	1,89.38	2,25.34
0217.	Urban Development	0.03	...
0220.	Information and Publicity	2.40	3.02

NO. 1 - Contd.

Disbursements		Actuals	
		1999-2000 (In lakh of rupees)	2000-2001
CONSOLIDATED FUND - Contd.			
(I) Revenue - Contd.			
Expenditure Heads (Revenue Account) - Contd.			
A.	GENERAL SERVICES - Concl'd.		
(e)	Pensions and Miscellaneous General Services -		
2071.	Pensions and other Retirement Benefits	58,83.72	87,56.24
2075.	Miscellaneous General Services	44.06	47.55
	Total - (e) Pensions and Miscellaneous General Services	59,27.78	88,03.79
	Total - A. General Services	5,44,59.80	6,23,33.58
B.	SOCIAL SERVICES -		
(a)	Education, Sports, Art and Culture -		
2202.	General Education	1,54,51.21	1,71,32.49
2203.	Technical Education	1,42.98	2,56.56
2204.	Sports and Youth Services	5,13.95	4,82.38
2205.	Art and Culture	2,06.85	3,12.67
	Total - (a) Education, Sports, Art and Culture	1,63,14.99	1,81,84.10
(b)	Health and Family Welfare -		
2210.	Medical and Public Health	63,01.10	67,97.54
2211.	Family Welfare	7,83.88	8,46.09
	Total - (b) Health and Family Welfare	70,84.98	76,43.63

STATEMENT

Receipts	Actuals		
	1999-2000 (In lakh of rupees)	2000-2001	
PART I -			
Receipt Heads (Revenue Account) - Contd.			
B. NON-TAX REVENUE - Contd.			
(c) Other Non-Tax Revenue - Contd.			
(ii) Social Services - Concl'd.			
0230.	Labour and Employment	2.06	3.91
0235.	Social Security and Welfare	0.50	1.39
Total - (ii) Social Services		2,44.60	2,83.31
(iii) Economic Services -			
0401.	Crop Husbandry	3.39	13.81
0403.	Animal Husbandry	20.55	16.88
0405.	Fisheries	0.16	1.17
0406.	Forestry and Wild Life	1,69.77	2,63.73
0407.	Plantation	0.04	0.03
0408.	Food Storage and Warehousing	7.54	5.97
0425.	Co-operation	8.46	8.11
0435.	Other Agricultural Programmes	3.05	4.13

NO. 1 - Contd.

Disbursements

Actuals

1999-2000 2000-2001
(In lakh of rupees)

CONSOLIDATED FUND - Contd.

(I) Revenue - Contd.

Expenditure Heads (Revenue Account) - Contd.

B. SOCIAL SERVICES - Contd.

(c) Water Supply, Sanitation, Housing and Urban Development -

2215.	Water Supply and Sanitation	19,28.93	18,50.63
2216.	Housing	26,82.40	16,47.48
2217.	Urban Development	5,40.73	5,04.52

Total - (c) Water Supply, Sanitation, Housing and Urban Development

51,52.06 40,02.63

(d) Information and Broadcasting -

2220.	Information and Publicity	6,20.85	7,18.05
-------	---------------------------	---------	---------

Total - (d) Information and Broadcasting

6,20.85 7,18.05

(e) Welfare of Scheduled Castes, Scheduled Tribes and Other Backward Classes -

2225.	Welfare of Scheduled Castes, Scheduled Tribes and Other Backward Classes	7,78.93	7,97.60
-------	--	---------	---------

Total - (e) Welfare of Scheduled Castes, Scheduled Tribes and Other Backward Classes

7,78.93 7,97.60

(f) Labour and Labour Welfare -

2230.	Labour and Employment	3,86.83	4,40.64
-------	-----------------------	---------	---------

Total - (f) Labour and Labour Welfare

3,86.83 4,40.64

STATEMENT

Receipts

Actuals

1999-2000 2000-2001
(In lakh of rupees)

PART I -

Receipt Heads (Revenue Account) - Contd.

B. NON-TAX REVENUE - Contd.

(c) Other Non-Tax Revenue - Contd.

(iii) Economic Services - Contd.

0515.	Other Rural Development Programmes	2.47	5.22
0552.	North Eastern Areas	0.22	0.65
0575.	Other Special Programme	0.01	...
0702.	Minor Irrigation	0.35	0.35
0801.	Power	17,85.14	19,87.01
0851.	Village and Small Industries	14.02	14.73
0853.	Non-ferrous Mining and Metallurgical Industries	1.27	9.42
1054.	Roads and Bridges	15.12	43.00
1055.	Road Transport	3,80.93	5,15.90
1425.	Other Scientific Research	...	8.68
1452.	Tourism	18.01	8.42

NO. 1 - Contd.

Disbursements		Actuals	
		1999-2000	2000-2001
		(In lakh of rupees)	
CONSOLIDATED FUND - Contd.			
(I) Revenue - Contd.			
Expenditure Heads (Revenue Account) - Contd.			
B.	SOCIAL SERVICES - Concl'd.		
(g)	Social Welfare and Nutrition -		
2235.	Social Security and Welfare	16,86.92	23,38.16
2236.	Nutrition	5,77.01	3,92.74
2245.	Relief on account of Natural Calamities	67.90	84.39
	Total - (g) Social Welfare and Nutrition	23,31.83	28,15.29
(h)	Others -		
2250.	Other Social Services	0.79	25.84
2251.	Secretariat - Social Services	3,67.79	4,86.95
	Total - (h) Others	3,68.58	5,12.79
	Total - B. Social Services	3,30,39.05	3,51,14.73
C.	ECONOMIC SERVICES -		
(a)	Agriculture and Allied Activities -		
2401.	Crop Husbandry	26,44.94	34,40.46
2402.	Soil and Water Conservation	10,48.67	12,35.47
2403.	Animal Husbandry	14,27.71	15,49.11
2404.	Dairy Development	16.33	1,34.26
2405.	Fisheries	4,01.91	4,94.37
2406.	Forestry and Wild Life	15,48.15	24,33.83

STATEMENT

Receipts

Actuals

1999-2000 2000-2001
(In lakh of rupees)

PART I -

Receipt Heads (Revenue Account) - Contd.

B. NON-TAX REVENUE - Concl.

(c) Other Non-Tax Revenue - Concl.

(iii) Economic Services - Concl.

1475. Other General Economic
Services

5.03

5.27

**Total - (iii) Economic
Services**

24,35.53

29,12.48

**Total - (c) Other Non-
Tax Revenue**

34,27.89

35,72.27

**Total - B. Non-Tax
Revenue**

38,86.59

39,22.71

NO. 1 - Contd.

Disbursements

Actuals

1999-2000 2000-2001
(In lakh of rupees)

CONSOLIDATED FUND - Contd.

(I) Revenue - Contd.

Expenditure Heads (Revenue Account) - Contd.

C. ECONOMIC SERVICES - Contd.

(a) Agriculture and Allied Activities - Concl'd.

2408.	Food, Storage and Warehousing	4,01.17	4,58.23
2415.	Agricultural Research and Education	2,22.38	2,95.56
2425.	Co-operation	3,25.69	4,60.75

Total - (a) Agriculture and Allied Activities

80,36.95 1,05,02.04

(b) Rural Development -

2501.	Special Programmes for Rural Development	1,42.50	94.98
2505.	Rural Employment	7,68.00	1,55.00
2515.	Other Rural Development Programmes	19,78.38	21,45.29

Total - (b) Rural Development

28,88.88 23,95.27

(c) Special Areas Programmes -

2552.	North Eastern Areas	1,76.30	1,77.60
2575.	Other Special Areas Programmes	4,71.96	8,14.06

Total - (c) Special Areas Programmes

6,48.26 9,91.66

(d) Irrigation and Flood Control -

2702.	Minor Irrigation	10,90.40	12,83.17
-------	------------------	----------	----------

Total - (d) Irrigation and Flood Control

10,90.40 12,83.17

(e) Energy -

2801.	Power	33,57.78	57,86.54
2810.	Non-Conventional Sources of Energy	54.70	46.68

Total - (e) Energy

34,12.48 58,33.22

STATEMENT

Receipt

Actuals

1999-2000
(In lakh of rupees)

2000-2001

PART I -

Receipt Heads (Revenue Account)-Concl.

C. GRANTS-IN-AID AND CONTRIBUTIONS -

1601.	Grants-in-aid from Central Government	5,27,06.25	10,72,14.85
1603.	States' Share of Union Excise Duties	4,96,08.00	1,92.40.00
	Total - C. Grants-in-Aid and Contributions	10,23,14.25	12,64,54.85
	Total - Receipt Heads (Revenue Account)	11,31,46.44	12,54,10.24
	Revenue Surplus(+)/ Deficit(-)	(-)9,33.97	(-)36,13.19

NO. 1 - Contd.

Disbursements

Actuals

1999-2000
(In lakh of rupees) 2000-2001

CONSOLIDATED FUND - Contd.

(I) Revenue - Contd.

Expenditure Heads (Revenue Account) - Contd.

C. ECONOMIC SERVICES - Concl'd.

(f) Industry and Minerals -

2851.	Village and Small Industries	26,15.28	24,59.26
2853.	Non-ferrous Mining and Metallurgical Industries	3,49.33	3,85.44

Total - (f) Industry and Minerals

29,64.61 28,44.70

(g) Transport -

3054.	Roads and Bridges	16,67.46	15,63.96
3055.	Road Transport	13,81.91	14,77.40

Total - (g) Transport

30,49.37 30,41.36

(i) Science, Technology and Environment -

3425.	Other Scientific Research	16.38	48.18
-------	---------------------------	-------	-------

Total - (i) Science, Technology and Environment

16.38 48.18

(j) General Economic services -

3451.	Secretariat - Economic Services	36,05.77	36,43.46
3452.	Tourism	2,55.12	2,38.54
3454.	Census, Surveys and Statistics	5,00.60	6,17.22
3475.	Other General Economic Services	1,12.74	1,36.30

Total - (j) General Economic Services

44,74.23 46,35.52

Total - C. Economic Services

2,65,81.56 3,15,75.12

STATEMENT

Receipts

Actuals

1999-2000 2000-2001
(In lakh of rupees)

PART I -

(2) Capital, Public Debt,

E. PUBLIC DEBT -

6003.	Internal Debt of the State Government	3,62,52.78	(a)	6,17,09.41
6004.	Loans and Advances from the Central Government	1,76,98.83	(a)	49,57.94

Total-E.Public Debt

5,39,51.61 6,66,67.35

**F. LOANS AND ADVANCES -
Loans and Advances**

15,98.42 6,44.48

Total - F.Loans and Advances

15,98.42 6,44.48

**TOTAL -PART I.
CONSOLIDATED FUND**

16,86,96.47 19,27,22.07

(a)

Details are given in Statement No. 16.

NO. 1 - Contd.

Disbursements		Actuals	
		1999-2000 (In lakh of rupees)	2000-2001
CONSOLIDATED FUND - Concl'd.			
(I) Revenue - Concl'd.			
Expenditure Heads (Revenue Account) - Concl'd.			
Total - Expenditure Heads (Revenue Account)		11,40,80.41	12,90,23.43
Loans, etc.			
Expenditure Heads (Capital Account)		1,79,33.42	2,24,39.71
(Figures for each Major head are given in Statement No.2)			
E. PUBLIC DEBT-			
6003.	Internal Debt of the State Government	3,76,06.48 (a)	3,62,17.15
6004.	Loans and Advances from the Central Government	66,67.54 (a)	20,52.90
Total-E. Public Debt		4,42,74.02	3,82,70.05
F. LOANS AND ADVANCES			
Loans and Advances		10,21.37	17,35.28
Total- F. Loans and Advances		10,21.37	17,35.28
TOTAL - PART I. CONSOLIDATED FUND		17,73,09.22	19,14,68.47

(a) *Details are given in Statement No. 16.*

STATEMENT

Receipts	Actuals	
	1999-2000 (In lakh of rupees)	2000-2001
		PART II -
8000.Contingency Fund		
TOTAL- PART II CONTINGENCY FUND		...
		PART III -
I. SMALL SAVINGS, PROVIDENT FUNDS, ETC.		
(b) Provident Funds	84,11.86	96,57.34
(c) Other Accounts	1,90.72	2,25.50
Total-I. Small Savings, Provident Funds, etc.	86,02.58 (a)	98,82.84
J. RESERVE FUNDS -		
(b) Reserve Funds not bearing Interest	57.90	84,39
Total-J. Reserve funds	57.90	84,39
K. DEPOSITS AND ADVANCES -		
(b) Deposits not bearing Interest	72,75.06	92,35.61
(c) Advances	6,39.38	7,74.82
Total - K. Deposits and Advances	79,14.44	1,00,10.43

(a) *Details are given in Statement No. 16.*

NO. 1 - Contd.

Disbursements

Actuals

1999-2000 2000-2001
(In lakh of rupees)

CONTINGENCY FUND

8000.Contingency Fund

... ...

**TOTAL- PART II
CONTINGENCY FUND**

... ...

PUBLIC ACCOUNT

I. SMALL SAVINGS, PROVIDENT FUNDS, ETC. -

(b) Provident Funds

49,62.23

64,74.25

(c) Other Accounts

1,43.11

1,66.40

**Total-I. Small Savings,
Provident Funds, etc.**

51,05.34 (a)

66,40.65

J. RESERVE FUNDS-

(b) Reserve Funds not
bearing Interest

3,99.56

1,11.67

Total-J. Reserve Funds

3,99.56

1,11.67

K. DEPOSITS AND ADVANCES -

(b) Deposits not bearing
Interest

14,45.29

86,78.67

(c) Advances

6,41.65

7,79.37

**Total -K. Deposits
and Advances**

20,86.94

94,58.04

(a) *Details are given in Statement No. 16.*

STATEMENT

Receipts	Actuals	
	1999-2000 (In lakh of rupees)	2000-2001
	PART III -	
L. SUSPENSE AND MISCELLANEOUS -		
(b) Suspense	99,66.92	46,85.01
(c) Other Accounts	22,70,99.43	22,93,06.03
Total - L. Suspense and Miscellaneous	23,70,66.35	23,39,91.04
M. REMITTANCES -		
(a) Money Orders and other Remittances	2,73,07.91	3,54,64.78
(b) Inter-Government Adjustment Account	20.80	59.99
Total - M. Remittances	2,73,28.71	3,55,24.77
TOTAL - PART III.PUBLIC ACCOUNT	28,09,69.98	28,94,93.47
TOTAL - PARTS I, II and III	44,96,66.45	48,22,15.54
Opening Cash Balance	(-)1,00,57.42	(-)86,16.93
GRAND TOTAL	43,96,09.03	47,35,98.61

NO. 1 - Contd.

Disbursements

Actuals

1999-2000 2000-2001
(In lakh of rupees)

PUBLIC ACCOUNT - Concl'd.

L. SUSPENSE AND MISCELLANEOUS -

(b) Suspense	1,02,71.05	61,11.56
(c) Other Accounts	22,64,86.69	23,58,20.93
Total-L. Suspense and Miscellaneous	23,67,57.74	24,19,32.49

M. REMITTANCES -

(a) Money Orders and Other Remittances	2,65,16.57	3,66,90.04
(b) Inter-Government Adjustment Account	50.59	35.64
Total - M. Remittances	2,65,67.16	3,67,25.68

**TOTAL - PART III
PUBLIC ACCOUNT**

27,09,16.74 29,48,68.53

**TOTAL - PARTS I, II
AND III**

44,82,25.96 48,63,37.00

Closing Cash Balance

(-)86,16.93 (-)1,27,38.39

GRAND TOTAL

43,96,09.03 47,35,98.61

(e) Represents balance as per Government account. It comprises Cash in Treasuries(Rs.17.43) and "Deposits with Reserve Bank of India (Rs.(-)1,27,55.82)". There was a net difference of Rs.4,24.75 lakh (debit) between the figures reflected in the accounts Rs.(-) 1,27,55.82) and that intimated by the Reserve Bank of India (Rs(-) 1,23,31.07) regarding "Deposits with Reserve Bank" included in the cash balance. The difference is under reconciliation (November 2001).

STATEMENT NO. 1 - Contd.

EXPLANATORY NOTES

1. The transactions in the Revenue account resulted in deficit of Rs 36.13 crores in -2000-2001 as against a deficit of Rs.9.34 crores in 1999-2000. Also taking into account the transactions outside the Revenue Account, Contingency Fund and Public Account, there was an overall surplus of Rs.11.22 crores during 2000-2001 as against an overall surplus of Rs.14.40 crores during 1999-2000. A comparative summary of transactions during 1999-2000 and 2000-2001 is given below :-

(1)	1999-2000 (2) (In crore of rupees)	2000-2001 (3)
Opening Cash Balance	(-)1,00.57	(-)86.17
Part I - Consolidated Fund -		
(a) Transactions on Revenue Account -		
Receipt Heads	11,31.46	12,54.10
Expenditure Heads	11,40.80	12,90.23
Net: Revenue Surplus (+)/ Deficit (-)	(-)9.34	(-)36.13
(b) Transactions other than Revenue Account -		
Capital Expenditure Payments (-)	(-)1,79.33	(-)2,24.40
Public Debt (Net) Payments (-)	(+)96.77	(+)2,83.97
Loans and Advances by State Government (Net) Payments (-)	(+)5.77	(-)10.91
Total-Consolidated Fund (Net)	(-)86.13	(+)12.53
Part II - Contingency Fund
Part III - Public Account (Net)	(+)1,00.53	(-)53.75
Overall Surplus (+)/Deficit (-)	(+)14.40	(-)41.22
Closing Cash Balance	(-)86.17	(-)1,27.38

STATEMENT NO. 1 - Contd.

EXPLANATORY NOTES-Contd.

2. Taxation changes during the year:-

Information awaited from the Government (November, 2001).

3. Receipts from the Government of India :-

The revenue receipts of Rs.12,54,10.24 lakh during -2000-2001 include Rs.11,68,62.85 lakh received from the Government of India as under :-

	Amount (In lakh of rupees)
(i) Share of net proceeds of divisible Union Taxes -	
(a) Taxes on Income other than Corporation Tax	(-)95,92.00
(b) Union Excise Duties	1,92,40.00
(ii) Grants under Proviso to Article 275 (1) of the Constitution	5,57,90.26
(iii) Other grants	5,14,24.59
Total	<hr/> 11,68,62.85 <hr/>

Receipt from the Government of India formed 93.18 per cent (as against 93.07 per cent during 1999-2000) of the total revenue receipts of the Government.

STATEMENT NO. 1 - Contd.

EXPLANATORY NOTES - Contd.

4. Revenue and other receipts :-

The receipts in 2000-2001 as compared to those in 1999-2000 are indicated below :-

	1999-2000	2000-2001	Increase(+) Decrease(-)
		(In lakh of rupees)	
(A) Revenue raised by the State Government -			
(a) Tax Revenue	39,49.60	(-)46,24.68	(+)6,75.08
(b) Non-Tax Revenue	38,86.59	39,22.71	(+)36.12
(B) Receipts from the Government of India -			
(a) States' share of divisible taxes	5,26,04.00	96,48.00	(-)4,29,56.00
(b) Grants from the Government of India -			
(i) Under Proviso to Article 275(1) of the Constitution	1,55.06	5,57,90.26	(+)5,56,35.20
(ii) Other grants	5,25,51.19	5,14,24.59	(-)11,26.60
(C) Public Debt-			
(a) Market Loans	1,13,65.00	1,04,95.58	(-)8,69.42
(b) Ways and Means Advances from the Reserve Bank of India	1,95,29.23	4,54,03.69	(+)2,58,74.46
(c) Other Loans	53,58.55	58,10.14	(+)4,51.59

STATEMENT NO. 1 - Contd.

EXPLANATORY NOTES - Contd.

4. Revenue and other receipts -Contd.

	1999-2000	2000-2001	Increase(+) Decrease(-)
	(In lakh of rupees)		
(C) Public Debt - Concl'd.			
(d) Loans and Advances from the Government of India	1,76,98.83	49,57.94	(-)1,27,40.89

During 2000-2001, the State Government received Rs 10,72,14.85 lakh as grants (85.49 per cent of the total revenue receipts) and Rs 49,57.94 lakh as loans from the Government of India. The corresponding figures for 1999-2000 were grants: Rs 5,27,06.25 lakh (46.58 per cent of total revenue receipts) and loans Rs 1,76,98.83 lakh.

The increase of Rs 1,22,63.80 lakh in revenue receipts from Rs 11,31,46.44 lakh during 1999-2000 to Rs.12,54,10.24 lakh during 2000-2001 was mainly under :-

Sl. No.	Major Head of Account	Increase (In lakh of rupees)	Main reasons for increase
(i)	0075. Miscellaneous General Services	43.36	Reasons have not yet been intimated by the Government/ Departments- (November 2001)
(ii)	0401. Crop Husbandry	10.42	
(iii)	0406. Forestry & Wildlife	93.96	
(iv)	0801. Power	2,01.87	
(v)	1054. Roads & Bridges	27.88	
(vi)	1055. Road and Transport	1,34.97	
(vii)	1425. Other Scientific Research	8.68	
(viii)	1601. Grants in Aid from Central Governments	5,45,08.60	

STATEMENT NO. 1 - Concl'd.

EXPLANATORY NOTES - Concl'd.

Expenditure on Revenue Account :-

The Increase of Rs.1,49,43.02 lakh in expenditure on revenue account from Rs 11,40,80.41 lakh during 1999-2000 to Rs 12,90,23.43 lakh during 2000-2001 was mainly under :-

Sl. No.	Major Head of Account	Increase (In lakh of rupees)	Main reasons for Increase
(i)	2049. Interest Payment	24,80.32	Reasons for increase are awaited from the Government (November 2001)
(ii)	2052. Secretariat General Services	1,98.32	
(iii)	2053. District Administration	5,36.28	
(iv)	2055. Police	5,13.40	
(v)	2059. Public Works	10,51.41	
(vi)	2071. Pension and Other Retirement benefits	28,72.52	
(vii)	2202. General Education	16,81.28	
(viii)	2235. Social Security & Welfare	6,51.24	
(ix)	2250. Other Social Services	25.05	
(x)	2401. Crop Husbandry	7,95.52	
(xi)	2403. Animal Husbandry	1,21.40	
(xii)	2406. Forestry and Wildlife	8,85.68	
(xiii)	2801. Power	24,92.24	
(xiv)	3055. Road Transport	95.49	
(xv)	3454. Census, Survey and Statistics	1,16.62	

**STATEMENT NO.2-CAPITAL OUTLAY-PROGRESSIVE
CAPITAL OUTLAY TO END OF 2000-2001**

Major Head of Account	Expenditure upto 1999-2000	Expenditure during 2000-2001	Expenditure to end of 2000-2001
(In lakh of rupees)			
4058. Capital Outlay on Stationery & Printing	23.30	...	23.30
4059. Capital Outlay on Public Works	1,63,57.31	28,51.17	1,92,08.48
4202. Capital Outlay on Education, Sports, Art & Culture	72,35.84	10,05.62	82,41.46
4210. Capital Outlay on Medical and Public Health	1,00,05.77	12,93.50	1,12,99.27
4211. Capital Outlay on Family Welfare	1,77.50	...	1,77.50
4215. Capital Outlay on Water Supply and Sanitation	2,18,10.51	41,89.78	2,60,00.29
4216. Capital Outlay on on Housing	1,30,05.24	10,58.48	1,40,63.72
4217. Capital Outlay on Urban Development	49,59.93	3,35.77	52,95.70
4220. Capital Outlay on Information and Publicity	1,38.84	...	1,38.84
4235. Capital Outlay on Social Security and Welfare	6,58.90	68.00	7,26.90
4250. Capital Outlay on Other Social Services	1,96.41	1,50.64	3,47.05
4401. Capital Outlay on Crop Husbandry	17,80.84	8,31.45	26,12.29
4402. Capital Outlay on Soil and Water Conservation	48.56	...	48.56
4403. Capital Outlay on Animal Husbandry	5,21.70	89.95	6,11.65

STATEMENT NO.2-Contd.

Major Head of Account	Expenditure upto 1999-2000	Expenditure during 2000-2001	Expenditure to end of 2000-2001
	(In lakh of rupees)		
4404. Capital Outlay on Dairy Development	59.48	...	59.48
4405. Capital Outlay on Fisheries	2,17.87	13.99	2,31.86
4406. Capital Outlay on Forestry and Wild life	...	89.25	89.25
4408. Capital Outlay on Food Storage and Warehousing	27,02.60	7,34.58	34,37.18
4415. Capital Outlay on Agricultural Research and Education	2,07.05	...	2,07.05
4425. Capital Outlay on Co-operation	16,36.02	2,69.08	19,05.10
4515. Capital Outlay on Other Rural Development Programme	1,24.78	12.57	1,37.35
4552. Capital Outlay on North Eastern Areas	89,32.79	13,66.18	1,02,98.97
4702. Capital Outlay on Minor Irrigation	187.35	...	1,87.35
4801. Capital Outlay on Power Projects	3,51,01.88	52,80.34	4,03,82.22
4851. Capital Outlay on Village and Small Industries	1,55.21	26.00	1,81.21
4853. Capital Outlay on Non-ferrous Mining and Metallurgical Industries	17,10.60	1,79.00	18,89.60
4859. Capital Outlay on Telecommunication and Electronic Industries	42.60	3.60	46.20
4860. Capital Outlay on Consumer Industries	76,28.64	7,06.26	83,34.90

STATEMENT NO.2-Contd.

Major Head of Account	Expenditure upto 1999-2000	Expenditure during 2000-2001	Expenditure to end of 2000-2001
(In lakh of rupees)			
5054. Capital Outlay on Roads & Bridges	3,68,23.74	16,85.38	3,85,09.12
5055. Capital Outlay on Road Transport	37,85.77	1,96.52	39,82.29
5425. Capital Outlay on Other Scientific and Environmental Research	12.62	...	12.62
5452. Capital Outlay on Tourism	2,82.86	...	2,82.86
5465. Investment in General Financial and Trading Institutions	3.75	...	3.75
5475. Capital Outlay on General Economic Service	7.05	2.60	9.65
Total	17,65,43.31	224,39.71	19,89,83.02

STATEMENT NO.2 - Concl.

EXPLANATORY NOTES

1. Further details of capital expenditure are given in Statement No.12. Details of investments of Government in the Shares of Statutory Corporation, Government Companies, Other Joint Stock Companies and Co-operative Banks and Societies etc. (booked under 4425 - Capital Outlay on Co-operation, 4860-Capital Outlay on Consumer Industries, 4853- Capital Outlay on Non-ferrous Mining and Metallurgical Industries) are given in Statement No.13.
2. During the year, the Government invested Rs.30.00 lakh in Govt. Companies and Rs. 269.07 lakh in Co-operatives. The total investment of Government in the shares of Government and other Companies and Co-operatives at the end of 1998-99, 1999-2000 and 2000-2001 and the dividend declared/received therefrom are detailed in Appendix-I.
3. Proforma accounts of trading activities relating to various departmentally managed Government commercial and quasi-commercial undertakings received and due are given in Chapter-VIII of the Report of the Comptroller and Auditor General of India for the year 2000-2001.

STATEMENT NO.3 - DEBT POSITION

(i) STATEMENT OF BORROWINGS

Nature of Debt	Balance on 1st April 2000	Receipts during the year	Repay-ments during the year	Balance on 31st March 2001	Net increase (+) decrease (-)
	(In crore of rupees)				
1 - Public Debt					
Market loans bearing interest	4,77.48	104.95	4.33	578.10	(+)100.62
Market loans not bearing interest	0.12	0.12	...
Ways and Means Advances from the Reserve Bank of India	45.25	454.04	330.70	168.59	(+)123.34
Loans and Advances from the Central Government	4,30.00	49.58	20.53	459.05	(+)29.05
Other Loans	1,93.11	58.10	27.14	224.07	(+)30.96
Total- Public Debt	11,45.96	666.67	382.70	1429.93	(+)283.97
2 - Small Savings, Provident Funds, etc.	3,73.04	98.83	66.41	4,05.46	(+)32.42
Total- Debt	15,19.00	7,65.50	4,49.11	18,35.39	(+)3,16.39

STATEMENT NO.3 - Contd.

EXPLANATORY NOTES

1. Market Loans:-

These cover long term loans raised in the open Market. During the year a loan of Rs.50.01 crore bearing interest 10.52 per cent per annum redeemable at par in 2010 and Rs. 54.95 crore bearing interest 10.82 per cent per annum redeemable in 2011 was raised and Rs.4.33 crore bearing interest 9 per cent was discharged.

2. Ways and Means advances from the Reserve Bank of India:-

Under an agreement with the Reserve Bank of India, the State Government has to maintain with the Bank a daily minimum balance of Rs.25.00 lakh. If the balance falls below the agreed minimum on any day, the deficiency is made good by taking Ways and Means Advances/overdrafts from the Bank.

(i)

At the end of 1999-2000, there were Rs. 45.25 crore outstanding balances against Ways and Means Advances and Overdrafts. During 2000-2001, a sum of Rs. 245.47 crore were taken as Ways and Means Advances on 136 days (25 days in 4/2000, 27 days in 5/2000, 28 days in 6/2000, 27 days in 7/2000, 3 days in 8/2000, 7 days in 2/2001 and 19 days in 3/2001) and the amount of Rs.186.93 crore together with interest of Rs. 0.54 crore were repaid during the year. At the close of the year Rs. 69.29 crore remained outstanding during the year. Further, overdrafts amounting to Rs.208.57 crore were also available during the year in 56 days (18 days in 4/2000, 13 days in 5/2000, 10 days in 6/2000, 12 days in 7/2000, 1 day in 9/2000 and 2 days in 3/2001) out of which Rs. 143.77 crore together with interest Rs.20.60 crore were repaid during the year. At the close of the year Rs.99.30 crore remained outstanding.

3. Other loans:-

These comprise loans obtained from the autonomous bodies like the National Co-operative Development Corporation, Life Insurance Corporation of India, National Bank for Agriculture and Rural Development, General Insurance Corporation of India, National Insurance corporation, Housing and Urban Development Corporation and Rural Electrification Corporation. Unit Trust of India, Peerless and Power Finance Corporation. The details are given in Statement No.16.

4. Loans from the Government of India:-

The details of loans taken by the State Government are given in Statement No.16. All loans are being repaid in accordance with the prescribed terms and conditions.

5. Small Savings, Provident Funds, etc.:-

These comprise balance in State Provident Funds and Insurance and Pension Funds of Government Servants.

STATEMENT NO.3 - Contd.

EXPLANATORY NOTES - Contd.

(ii) OTHER OBLIGATIONS

In addition to the above, the balances at the credit of earmarked and other funds as also certain deposits, to the extent they have not been invested but are merged with the general cash balance of the Government, also constitute the liability of the Government. Such liability at the end of March 2001 was Rs. crore as shown below; further details are given in Statement No.15.

Nature of obligations	Balance on 1st April 2000	Receipts during the year	Repay-ments during the year	Balance on 31st March 2001	Net Increase during the year
Non-interest bearing obligations, such as deposits of Local Funds, Civil deposits, other earmarked funds, etc.	88.50	93.20	86.96	94.74	6.24
Total	88.50	93.20	86.96	94.74	6.24

STATEMENT NO.3 - Concl'd.
EXPLANATORY NOTES - Concl'd.

(iii) SERVICE OF DEBT

Interest on debt and other obligations:-

The outstanding gross debt and other obligations as on 31st March 2000 and 31st March 2001 and the total net amount of interest charges met from revenue during 1999-2000 and 2000-2001 are shown below:-

	1999-2000	2000-2001	Net increase (+) or decrease (-) during the year
	(In crore of rupees)		
Gross debt and other obligations outstanding at the end of the year	16,07.50	19,20.40	(+3,12.90
Interest paid by Government on Public Debt, Small Savings, Provident Funds, etc.	1,52.28	1,77.09	(+24.81
Deduct -			
(a) Interest received on loans and advances given by Government	0.65	0.73	(+0.08
(b) Interest realised on investment of cash balance	3.93	2.77	(-)1.16
Net amount of interest charges	1,47.70	1,73.59	(+25.89
Percentage of gross interest to total revenue receipts	13.46	14.12	(+0.66
Percentage of net interest to total revenue receipts	13.05	13.84	(+0.79

STATEMENT NO.4 - LOANS AND ADVANCES BY THE STATE GOVERNMENT

(i) STATEMENT OF LOANS AND ADVANCES

Sl. No.	Category	Balance outstanding on 1st April 2000	Paid during the year	Repaid during the year	Balance outstanding on 31st March 2001	Net increase (+) or decrease (-) during the year
(In lakh of rupees)						
1.	Loans for Social Services	13,21.15	10,84.66	5,52.04	18,53.77	(+)5,32.62
Total-	Social Services	13,21.15	10,84.66	5,52.04	18,53.77	(+)5,32.62
2.	Loans for Economic Services -					
(i)	Agriculture and Allied Activities	20,62.40	4,02.42	5.11	24,59.71	(+)3,97.31
(ii)	Industry and Minerals	4,77.86	4,77.86	...
Total-	Economic Services	25,40.26	4,02.42	5.11	29,37.57	(+)3,97.31
3.	Loans to Government Servants	2,87.13	2,48.20	87.33	4,48.00	(+)1,60.87
Total-	Loans to Government Servants, etc.	2,87.13	2,48.20	87.33	4,48.00	(+)1,60.87
Total-	Loans and Advances	41,48.54	17,35.28	6,44.48	52,39.34	(+)10,90.80

A detailed account is given in Statement No.17.

STATEMENT NO.4 - Concl'd.

(ii) RECOVERIES IN ARREARS

According to the information furnished by the departments arrears at the end of March 2001 in recovery of the following categories of loans of which the detailed accounts are maintained by the departmental officers were as under:-

	Principal (In lakh of rupees)	Interest
(i) Loans for Co-operation	70.25(a)	27.50(a)
(ii) Loans for Animal Husbandry	15.90(a)	8.95(a)

Similar information is awaited (November, 2001) from the departments in respect of the following categories of loans:-

- (i) Loans for Crop Husbandry
- (ii) Loans for Housing
- (iii) Loans for Consumer Industries
- (iv) Loans for Village and Small Industries.

(a) Position as on 31st March 1987. Further information for subsequent years awaited from Government (November, 2001).

STATEMENT NO.5 - GUARANTEES GIVEN BY THE GOVERNMENT FOR REPAYMENT OF LOANS, ETC. RAISED BY STATUTORY CORPORATIONS, LOCAL BODIES AND OTHER INSTITUTIONS

The particulars of guarantees given by the State Government and outstanding on 31st March 2001 are shown below:-

Name of the public or other body on whose behalf the guarantee has been given and brief nature of the guarantee	Maximum amount guaranteed	Sum guaranteed outstanding on <u>31st March 2001</u>	
		Principal	Interest
(In lakh of rupees)			
Government Company-			
1. Nagaland Sugar Mills Company Limited, Dimapur			
(i) Guarantee for repayment of principal and payment of interest on loan obtained from the Industrial Finance Corporation of India	(a)	(a)	(a)
(ii) Guarantee for repayment of principal and payment of interest on loan obtained from the State Bank of India	(a)	(a)	(a)
(iii) Guarantee for repayment of principal and payment of interest on loan obtained from the Nagaland State Co-operative Bank Limited, Dimapur	53.00 plus interest	(a)	(a)
(iv) Guarantee for repayment of principal and payment of interest on loan obtained from Industrial Development corporation of India	(a)	(a)	(a)

STATEMENT NO.5 - Contd.

Name of the public or other body on whose behalf the guarantee has been given and brief nature of the guarantee	Maximum amount guaranteed	Sum guaranteed outstanding on <u>31st March 2001</u>	
		Principal	Interest
(In lakh of rupees)			
2. Nagaland State Co-operative Bank Limited, Dimapur - (1)			
(i) Guarantee for repayment of loan and payment of interest on loan obtained from the National Bank for Agricultural and Rural Development	(a)	(a)	(a)
3. Nagaland Plantation Crops Development Corporation Limited, Kohima - (1)			
(i) Guarantee for repayment of loan and payment of interest on loan obtained from the State Bank of India	(a)	(a)	(a)
(ii) Guarantee for repayment of loan and payment of interest on loan obtained from the Vijaya Bank	4,77.00	(a)	(a)
(iii) Guarantee for repayment of loan and payment of interest on loan obtained from the Bank of Baroda	(a)	(a)	(a)

STATEMENT NO.5 - Contd.

Name of the public or other body on whose behalf the guarantee has been given and brief nature of the guarantee	Maximum amount guaranteed	Sum guaranteed outstanding on <u>31st March 2001</u>	
	Principal Interest		
(In lakh of rupees)			
4. Local Bodies and Other Institutions- Development Authority Nagaland, Kohima - (1)			
Guarantee for repayment of loan and payment of interest on loans obtained from the Life Insurance Corporation of India	1,44.00 Plus Interest	(a)	(a)
Dimapur Town Committee, Dimapur - (2)			
Guarantee for repayment of loan and payment of interest on loan obtained from the State Bank of India, Bazar Branch, Dimapur	50.00 Plus Interest	(a)	(a)
Total	7,24.00	(a)	(a)

(a) No information has been furnished by the Government (November, 2001).

STATEMENT NO.5 - Concl.

No law has been passed by the State Legislature under Article 293 of the Constitution laying down the limit within which the Government may give guarantee on the security of the Consolidated Fund of the State.

1. Number of Institutions under each category are as under:-
 1. Government Company (5).
 2. Joint Stock Companies(2).
 3. Nagaland State Co-operative Bank Limited, Dimapur (1).
 4. Local Bodies and other Institutions (2).

STATEMENT NO. 6 - CASH BALANCES AND INVESTMENTS OF CASH BALANCES

	On 1st April 2000	On 31st March 2001
(In lakh of rupees)		
(a) General Cash Balance-		
1. Cash in Treasuries	17,43	17,43
2. Deposits with Reserve Bank	(-) 86,34.36	(-) 1,27,55.82
Total	(-) 86,16.93(e)	(-)1,27,38.39
3. Investment held in Cash Balance Investment Account	59,29.90
Total - (a)	(-) 86,16.93	(-)68,08.49
(b) Other Cash Balances and Investment-		
1. Cash with Departmental Officers, viz. Officers of Forest and Public Works Department	17,03.60	21,72.55
2. Permanent Advances for contingent expenditure with Departmental Officers	0.30	0.30
3. Investment of Earmarked Funds	8,79.59	9,73.57
Total - (b)	25,83.49	31,46.42
Total - (a) and (b)	(-) 60,33.44	(-) 36,62.07

(e) This represents balance as per "Government Account". The balance against "Deposits with Reserve Bank" shown here represents the balance after taking into account Inter-Governmental monetary settlement advised to the Reserve Bank upto 25th April,2001 and adjusted in the accounts for 2000-2001 according to the prescribed procedure. Please also see footnote on page 186.

STATEMENT NO.6 - Concl'd.

EXPLANATORY NOTES

1. Under an agreement with the Reserve Bank of India, the Government of Nagaland has to maintain with the Bank a minimum balance of Rs. 25 lakh at the close of each working day. The Bank informs the Government of the daily balance with the Bank at the close of each working day. If this balance falls below the agreed minimum the deficiency is made good either by taking ways and means advances from the Bank or by selling Government of India Treasury Bills held by the State Government.

Ways and Means Advances are, however, limited to a maximum of Rs. 5.60 crores. In addition, special ways and means advances upto maximum limit of Rs. 2.00 crores are also made available whenever necessary, against marketable securities issued by the Government of India. If the cash balance with the Bank remains below the prescribed minimum, even after the maximum ways and means advances have been taken, the deficiency is left uncovered. Overdrafts are given by the Bank if the State has a Minus balance after availing of the maximum advance.

The extent to which ways and means advances and overdrafts were taken and repaid during 2000-2001 together with opening and closing balances and interest paid has been mentioned in note 2 below Statement No. 3.

2. During the year investments from out of the cash balance were made in Government of India securities. Interest is (net) of Rs. 2,77.34 lakh was realised on such investments. There was an investment of Rs.59,29.90 lakh at the end of the year.

STATEMENT NO. 7 - SUMMARY OF BALANCES UNDER CONSOLIDATED FUND, CONTINGENCY FUND AND PUBLIC ACCOUNT

The following is the summary of balances as on 31st March 2001:-

Debit balance Rs.	Sector of the General Account	Name of the Account	Credit balance Rs.
Consolidated Fund-			
18,55,53,97,267	A to D,G, H and part of L(e)	Government Account	
	E	Public Debt	14,29,93,21,532
52,39,33,850	F	Loans and Advances	
Contingency Fund-			
		Contingency Fund Public Account-	35,00,000
	I	Small Savings, Provident Funds, etc.	4,05,46,33,841
6,24,30,000	J	Reserve Funds	...
	K	Deposits and Advances-	
1,93,36,545		Deposits not bearing Interest (Net) Advances (Net)	91,24,60,611
1,52,56,24,944	L*	Suspense and Miscellaneous (Net)	
	M	Remittances (Net)	14,29,67,506
(-)1,27,38,39,116	N	Cash Balance (Closing)	
19,41,28,83,490		Total	19,41,28,83,490

(a) Please see footnote (e) at page 186.

(*) Excluding Sub Sector(e).

STATEMENT NO. 7 - Contd.

EXPLANATORY NOTES

1. The significance of the head "Government Account" is explained in note 3 below. The other headings in this summary take into account the balances under all account heads in Government books for which the Government has a liability to repay the moneys received or has a claim to recover the amounts paid and also heads of account opened in the books for adjustments of Remittance transactions. It must be understood that these balances cannot be regarded as a complete record of the financial position of the Government, as they do not take into account all the physical assets of the State such as lands, buildings, communications, etc., nor any accrued dues or outstanding liabilities which are not brought to account under the cash basis of accounting followed by the Government.

2. A summary of receipts, disbursements and balances under heads of account relating to Debt, Contingency Fund and Public Account is given in Statement No. 15.

In a number of cases (indicated with (x) in Statement No. 15), there are unreconciled differences in the closing balances shown in Statement No. 15 and those shown in the separate registers or other records maintained in Accounts Office/departmental offices for the purpose. Steps are being taken to settle the discrepancies as soon as possible. In some cases the documents required for the purpose are awaited from the departmental officers and Treasury Officers as detailed in Appendix II of this compilation.

The balances are communicated to the officers concerned every year for acceptance thereof. In a number of cases such acceptances have not been received. Some of the cases are given overleaf :-

STATEMENT NO. 7 - Contd.

EXPLANATORY NOTES - Contd.

Head of Account	Number of acceptances awaited	Earliest year from which acceptances awaited	Amount outstanding against these items on 31st March 2001 (a) (In lakh of rupees)
Loans for Agriculture	5	1962-63	28.95
Loans for Housing	7	1975-76	18,53.77
Loans for Village and Small Industries	1	1980-81	50.56
Loans for Consumer Industries	1	1980-81	4.27.30
Loans for Animal Husbandry	9	1963-64	12.12
Loans for Fisheries	2	1963-64	2.97
Loans for Co-operation	1	1980-81	24,15.67
Loans to Government Servants etc.	392	1969-70	4,48.00

3. Government Accounts:- Under the system of book-keeping followed in Government accounts, the amount booked under revenue and capital heads and other transactions of the Government, the balances of which are not carried forward from year to year in the accounts, are closed to a single head called "Government Account". The balance under this head represents the cumulative result of all such transactions so that after adding thereto the balances under Public Debt, Loans and Advances, Small Savings, Provident Funds, etc., Reserve Funds, Deposits and Advances, Suspense and Miscellaneous, Remittances and Contingency Fund, the closing cash balance at the end of the year may be worked out and proved. The Government Account for 2000-2001 given below will show how the net amount at the end of the year has been arrived at:-

(a) Latest position awaited from Government(November,2001).

STATEMENT NO. 7 - Concl'd.
EXPLANATORY NOTES - Concl'd.

Debit		Details	Credit
15,95,01,07,329	A	Amount at the debit of Government Account on 1st April 2001	
	B	Revenue Receipt	12,54,10,24,405
12,90,23,43,055	C	Expenditure on Revenue Account	
...	H	Transfer to Contingency Fund	...
2,24,39,71,288	D	Capital Expenditure	
...	L(e)	Suspense and Miscellaneous	...
	G	Amount at the debit of Government Account on 31st March 2001	18,55,53,97,267
31,09,64,21,672		Total	31,09,64,21,672
(e)	This is the sub sector under Sector L, Please see Page 46.		

PART II

**DETAILED ACCOUNTS AND
OTHER STATEMENTS
A-REVENUE AND EXPENDITURE**

**STATEMENT NO. 8 - STATEMENT OF REVENUE AND EXPENDITURE
UNDER DIFFERENT HEADS FOR THE YEAR
2000-2001 EXPRESSED AS A PERCENTAGE OF
TOTAL REVENUE/TOTAL EXPENDITURE**

Heads	Amount in lakh of rupees	Percentage of total revenue	Percentage of total expenditure
Revenue -			
A. Tax Revenue -			
(a) Taxes on Income and Expenditure-	(-)86,29.19	(-)6.88	(-)6.69
(b) Taxes on Property and Capital Tran- sactions-	2,11.62	0.17	0.16
(c) Taxes on Commodities and Services-	34,50.25	2.75	2.67
Total-A. Tax Revenue	(-)49,67.32	(-)3.96	(-) 3.86
B. Non-Tax Revenue-			
(b) Interest Receipts, Dividends and Profits	3,50.44	0.28	0.27
(c) Other Non-Tax Revenue-			
(i) General Services-	3,76.48	0.30	0.29
(ii) Social Services -	2,83.31	0.23	0.22
(iii) Economic Services -	29,12.48	2.32	2.26
Total-(c) Other Non-Tax Revenue	35,72.27	2.85	2.77
Total-B. Non-Tax Revenue	39,22.71	3.13	3.04
C. Grants-in-aid and Contributions			
	12,64,54.85	100.83	98.01
Grand Total- Revenue	12,54,10.24	100.00	97.20

STATEMENT NO.8 - Contd.

Heads	Amount in lakh of rupees	Percentage of total revenue	Percentage of total expenditure
Expenditure-			
A. General Services-			
(a) Organs of State	17,61.05	1.40	1.36
(b) Fiscal Services-			
(ii) Collection of Taxes on Property and Capital Transactions-	6,08.38	0.49	0.47
(iii) Collection of Taxes on Commodities- and Services-	8,20.25	0.65	0.64
(iv) Other Fiscal Services	0.98
Total-(b) Fiscal Services	14,29.61	1.14	1.11
(c) Interest Payment and Servicing of Debt	1,77,08.70	14.12	13.73
(d) Administrative Services	3,26,30.43	26.02	25.29
(e) Pensions and Misc- ellaneous General Services	88,03.79	7.02	6.82
Total-A.General Services	6,23,33.58	49.70	48.31

STATEMENT NO.8 - Concl.

Heads	Amount in lakh of rupees	Percentage of total revenue	Percentage of total expenditure
Expenditure-Concl.			
B. Social Services-			
Social and Commu- nity Services			
Total - B. Social Services	3,51,14.73	28.00	27.22
C. Economic Services -			
(a) Agriculture and Allied Activities	1,05,02.04	8.37	8.14
(b) Rural Development	23,95.27	1.91	1.86
(c) Special Areas Programmes	9,91.66	0.79	0.77
(d) Irrigation and Flood Control	12,83.17	1.02	0.99
(e) Energy	58,33.22	4.65	4.52
(f) Industry and Minerals	28,44.70	2.27	2.20
(g) Transport	30,41.36	2.43	2.36
(i) Science, Technology and Environment	48.18	0.04	0.04
(j) General Economic Services	46,35.52	3.70	3.59
Total - C. Economic Services	3,15,75.12	25.18	24.47
Grand Total - Expenditure (Revenue Account)	12,90,23.43	1,02.88	100.00

STATEMENT NO. 9 - STATEMENT SHOWING THE DISTRIBUTION BETWEEN CHARGED AND VOTED EXPENDITURE

Particulars	Actuals for 2000-2001		
	Charged	Voted	Total
	Rs.	Rs.	Rs.
Expenditure Heads (Revenue Account)	1,81,23,77,189	11,08,99,65,866	12,90,23,43,055
Expenditure Heads (Capital Account)	...	2,24,39,71,288	2,24,39,71,288
Disbursements under Public Debt and Lo- ans and Advances (A)	3,82,70,04,902	17,35,27,600	4,00,05,32,502
Total	5,63,93,82,091	13,50,74,64,754	19,14,68,46,845

(A) The figures have been arrived at as follows :-

(E) Public Debt-			
Internal Debt of the State Government	3,62,17,14,945	...	3,62,17,14,945
Loans and Advances from the Central Government	20,52,89,957	...	20,52,89,957
(F) Loans and Advances	...	17,35,27,600	17,35,27,600
Total	3,82,70,04,902	17,35,27,600	4,00,05,32,502

STATEMENT NO.10 - DETAILED ACCOUNT OF REVENUE BY MINOR HEADS

Heads	Actuals for 2000-2001 Rs.
RECEIPT HEADS (Revenue Account)-	
A. Tax Revenue -(*)	
(a) Taxes on Income and Expenditure -	
0021. Taxes on Income Other than Corporation Tax -	
901. Share of net proceeds assigned to States	(-) 95,92,00,000 (a)
Total-0021	(-) 95,92,00,000
0023. Hotel Receipt Tax -	
(i) Hotel Receipt Tax	600
Total-0023	600
0028. Other Taxes on Income and Expenditure-	
107. Taxes on Professions, Trades, Callings and Employment	9,62,65,402
108. Expenditure Tax	15,325
Total-0028	9,62,80,727
Total-(a) Taxes on income and expenditure	(-)86,29,18,673
(b) Taxes on Property and Capital Transactions -	
0029. Land Revenue -	
101. Land Revenue Tax	13,74,820
800. Other Receipts	20,90,888
Total-0029	34,65,708
0030. Stamps and Registration Fees -	
01. Stamps - Judicial -	
101. Court Fees realised in stamps	63,096
102. Sale of Stamps	9,00,481
Total-01	9,63,577

(*) Figures are net after taking into account refunds.

(a) Minus receipt is due to accounting of adjustment of Rs.108.57 crore representing State's Share of net proceeds of all sharable Union Taxes and Duties during the year under this head on the basis of revised formula for allocation of Union Taxes etc. to the States as recommended by the 11th Finance Commission and intimated vide Govt. of India, Ministry of Finance sanction No.F.5(1)-B(s)/2000-132 dated 30-03-2001 and Inter-Government Adjustment Advice No.284 dated 30-03-2001. Actual receipts under the Major Head 0021-Taxes on Income etc during the year 2000-01 were Rs.12.65 crore only. Recoveries of Rs.108.57 crore could not be accounted for proportionately under the concerned heads of account for want of tax-wise break-up in the sanction authorising the recovery.

STATEMENT NO. 10 - Contd.

Heads	Actuals for 2000-2001 Rs.
RECEIPT HEADS (Revenue Account) - Contd.	
A. TAX REVENUE - Contd.	
(b). Taxes on Property and Capital Transactions - Concl.	
0030. Stamps and Registration Fees-Concl.	
02. Stamps - Non-Judicial -	
102. Sale of Stamps	1,64,57,900
Total-02	<u>1,64,57,900</u>
03. Registration Fees -	
104. Fees for registering documents	1,17,647
800. Other Receipts	1,57,283
Total-03	<u>2,74,930</u>
Total-0030	<u>1,76,96,407</u>
Total-A(b)	<u>2,11,62,115</u>
(c) Taxes on Commodities and Services -	
0039. State Excise -	
150. Fines and confiscations	1,35,90,673
800. Other Receipts	40,94,057
Total-0039	<u>1,76,84,730</u>

STATEMENT NO. 10 - Contd.

Heads	Actuals for 2000-2001 Rs.
RECEIPT HEADS (Revenue Account) - Contd.	
A. TAX REVENUE - Concl.	
(c) Taxes on Commodities and Services- Concl.	
0040. Sales Tax -	
101. Receipts under Central Sales Tax Act	2,97,374
102. Receipts under State Sales Tax Act	27,12,64,400
103. Tax on sale of motor spirits and lubricants	14,36,631
Total -0040	<hr/> 27,29,98,405 <hr/>
0041. Taxes on Vehicles -	
102. Receipts under the State Motor Vehicle Taxation Act	5,16,76,831
800. Other Receipts	11,86,190
Total -0041	<hr/> 5,28,63,021 <hr/>
0043. Taxes and Duties on Electricity -	
102. Fees under the Indian Electricity Bills	51,564
800. Other Receipts	9,340
Total -0043	<hr/> 60,904 <hr/>
0045. Other Taxes and Duties on Commodities and Services -	
101. Entertainment Tax	86,462
800. Other Receipts	13,31,569
Total -0045	<hr/> 14,18,031 <hr/>
Total-A(c)	<hr/> 34,50,25,091 <hr/>
Total-A. Tax Revenue	<hr/> (-) 49,67,31,467 <hr/>

STATEMENT NO. 10 - Contd.

Heads	Actuals for 2000-2001 Rs.
RECEIPT HEADS (Revenue Account) - Contd.	
B. NON-TAX REVENUE-	
(b) Interest Receipts etc. -	
0049. Interest Receipts -	
04. Interest Receipts of State/Union Territory Governments-	
110. Interest realised on investment of Cash balances	2,77,34,285
195. Interest from Co-operative Societies	1,29,938
800. Other Receipts	71,79,411
Total-04	3,50,43,634
Total-0049	3,50,43,634
Total(b) Interest Receipts	3,50,43,634
(c) Other Non-Tax Revenue -	
(i) General Services -	
0051. Public Service Commission -	
101. Union Public Service Commission	
(i) Examination Fees	2,095
102. State Public Service Commission	
(i) Examination Fees	3,19,815
Total-0051	3,21,910
0055. Police -	
103. Fees, Fine and forfeitures	41,053
800. Other Receipts	23,84,493
Total-0055	24,25,546

STATEMENT NO. 10 - Contd.

Heads	Actuals for 2000-2001 Rs.
RECEIPT HEADS (Revenue Account) - Contd.	
B. NON-TAX REVENUE - Contd.	
(c) Other Non-Tax Revenue- Contd.	
(i) General Services- Contd.	
0058. Stationery and Printing -	
101. Stationery receipts	23,806
800. Other Receipts	23,841
Total-0058	<hr/> 47,647 <hr/>
0059. Public Works -	
01. Office Buildings -	
011. Rents	300
102. Hire Charges of Machinery and Equipment	19,82,584
800. Other Receipts	6,64,103
Total-01	<hr/> 26,46,987 <hr/>
80. General	
800. Other Receipts	5,07,840
Total-80	<hr/> 5,07,840 <hr/>
Total-0059	<hr/> 31,54,827 <hr/>

STATEMENT NO. 10 - Contd.

Heads

Actuals for 2000-2001
Rs.

RECEIPT HEADS (Revenue Account) - Contd.

B. NON-TAX REVENUE - Contd.

(c) Other Non-Tax Revenue - Contd.

(i) General Services - Contd.

0070. Other Administrative Services -

01. Administration of Justice-	
102. Fees, Fines and Forfeitures	39,52,227
800. Other Receipts	38,57,270
Total-01	<hr/> 78,09,497 <hr/>
02. Elections-	
104. Fines and Forfeitures	1,03,948
800. Other receipts	70,82,000
Total-02	<hr/> 71,85,948 <hr/>
60. Other Services -	
110. Fees for Govt. Audit	36
112. Emigration Fees	90,770
115. Receipts from Guest Houses, Government Hostels, etc.	17,23,411
800. Other Receipts	17,22,744
Total-60	<hr/> 35,36,961 <hr/>
Total-0070	<hr/> 1,85,32,406 <hr/>

STATEMENT NO. 10 - Contd.

Heads	Actuals for 2000-2001 Rs.
RECEIPT HEADS (Revenue Account) - Contd.	
B. NON-TAX REVENUE - Contd.	
(c) Other Non-Tax Revenue - Contd.	
(i) General Services - Concl'd.	
0071. Contributions and Recoveries towards Pension and Other Retirement Benefits -	
01. Civil -	
101. Subscription and Contribution	2,59,213
800. Other Receipts	6,66,920
Total-01	<u>9,26,133</u>
Total-0071	<u>9,26,133</u>
0075. Miscellaneous General Services -	
103. State Lotteries	1,07,69,027
800. Other Receipts	14,70,200
Total-0075	<u>1,22,39,227</u>
Total - B(c)(i)	<u>3,76,47,696</u>

STATEMENT NO. 10 - Contd.

Heads	Actuals for 2000-2001 Rs.
RECEIPT HEADS (Revenue Account) - Contd.	
B. NON-TAX REVENUE - Contd.	
(c) Other Non-Tax Revenue - Contd.	
(ii) Social Services -	
0202. Education, Sports, Art and Culture -	
01. General Education -	
101. Elementary Education	74,893
102. Secondary Education	9,95,192
600. General	7,004
Total-01	<hr/> 10,77,089 <hr/>
02. Technical Education -	
101. Tuitions and other fees	2,10,124
800. Other Receipts	29,871
Total-02	<hr/> 2,39,995 <hr/>
03. Sports and Youth Services -	
101. Physical Education, Sports and Youth Welfare	10,465
Total-03	<hr/> 10,465 <hr/>
04. Art and Culture -	
103. Receipts from cinematograph films rules	9,510
800- Other Receipts	10,989
Total-04	<hr/> 20,499 <hr/>
Total-0202	<hr/> 13,48,048 <hr/>

STATEMENT NO. 10 - Contd.

Heads	Actuals for 2000-2001 Rs
RECEIPT HEADS (Revenue Account) - Contd.	
B. NON-TAX REVENUE - Contd.	
(c) Other Non-Tax Revenue - Contd.	
(ii) Social Services - Contd.	
0210. Medical and Public Health-	
01. Urban Health Services-	
107. Receipts from Drug Manufacture	5,86,886
800. Other Receipts	53,714
Total-01	<u>6,40,600</u>
02. Rural Health Services-	
800. Other Receipts	80
Total-02	<u>80</u>
80. General-	
800. Other Receipts	41,190
Total-80	<u>41,190</u>
Total - 0210	<u>6,81,870</u>
0211. Family Welfare	
800. Other Receipts	3,450
Total-0211	<u>3,450</u>
0215. Water Supply and Sanitation -	
01. Water Supply -	
102. Receipts from Rural Water Supply Schemes	26,68,810
103. Receipts from Urban Water Supply Schemes	2,35,062
800. Other Receipts	13,014
Total-01	<u>29,16,886</u>

STATEMENT NO. 10 - Contd.

Heads	Actuals for 2000-2001 Rs.
RECEIPT HEADS (Revenue Account) - Contd.	
B. NON-TAX REVENUE - Contd.	
(c) Other Non-Tax Revenue - Contd.	
(ii) Social Services - Contd.	
02. Sewerage-	
800. Other Receipts	15,587
Total-02	15,587
Total-0215	29,32,473
0216. Housing -	
01. Government Residential Buildings-	
106. General Pool accommodation	1,66,91,362
700. Other Housing	99,100
Total-01	1,67,90,462
80. General -	
800. Other Receipts	57,43,340
Total-80	57,43,340
Total-0216	2,25,33,802

STATEMENT NO. 10 - Contd.

Heads	Actuals for 2000-2001 Rs.
RECEIPT HEADS (Revenue Account) - Contd.	
B. NON-TAX REVENUE - Contd.	
(c) Other Non-Tax Revenue - Contd.	
(ii) Social Services - Contd.	
0220. Information and Publicity -	
60. Others -	3,01,474
800. Other Receipts	
Total-60	<u>3,01,474</u>
Total-0220	<u>3,01,474</u>
0230. Labour and Employment -	
101. Receipts under Labour Laws	1,920
102. Fees for Registration of Trade Unions	210
800. Other Receipts	3,89,332
Total-0230	<u>3,91,462</u>

STATEMENT NO. 10 - Contd.

Heads	Actuals for 2000-2001 Rs.
RECEIPT HEADS (Revenue Account) - Contd.	
B. NON-TAX REVENUE - Contd.	
(c) Other Non-Tax Revenue - Contd.	
(ii) Social Services - Concltd.	
0235. Social Security and Welfare -	
60. Other Social Security and Welfare Programmes -	
800. Other Receipts	1,38,493
Total - 60	<hr/> 1,38,493
Total - 0235	<hr/> 1,38,493
Total- B(c)(ii)	<hr/> 2,83,31,072
(iii) Economic Services -	
0401. Crop Husbandry -	
105. Sale of Manures and Fertilisers	25,990
119. Receipts from Horticulture and Vegetable Crops	71,200
800. Other Receipts	12,84,296
Total-0401	<hr/> 13,81,486
0403. Animal Husbandry -	
102. Receipts from Cattle and Buffalo development	47,342
103. Receipts from Poultry Development	8,680
800. Other Receipts	16,32,017
Total-0403	<hr/> 16,88,039

STATEMENT NO. 10 - Contd.

Heads	Actuals for 2000-2001 Rs.
RECEIPT HEADS (Revenue Account) - Contd.	
B. NON-TAX REVENUE - Contd.	
(c) Other Non-Tax Revenue - Contd.	
(iii) Economic Services - Contd.	
0405. Fisheries -	
800. Other Receipts	1,17,252
Total-0405	<hr/> 1,17,252
0406. Forestry and Wild Life -	
01. Forestry -	
101. Sale of timber and other forest produce	65,955
102. Receipts from social and farm forestries	57,958
104. Receipts from Forest Plantations	2,56,08,087
800. Other Receipts	1,19,197
Total-01	<hr/> 2,58,51,197
02. Environmental Forestry and Wild Life -	
800. Other Receipts	5,21,915
Total-02	<hr/> 5,21,915
Total-0406	<hr/> 2,63,73,112
0407. Plantation-	
01. Tea-	
800. Other Receipts	3,518
Total-01	<hr/> 3,518
Total-0407	<hr/> 3,518

STATEMENT NO. 10 - Contd.

Heads

Actuals for 2000-2001
Rs.

RECEIPT HEADS (Revenue Account) - Contd.

B. NON-TAX REVENUE - Contd.

(c) Other Non-Tax Revenue - Contd.

(iii) Economic Services - Contd.

0408. Food Storage and Warehousing -

101.	Food	8,150
800.	Other Receipts	5,88,765
	Total - 0408	<hr/> 5,96,915 <hr/>

0425. Co-operation -

101.	Audit Fees	6,47,724
800.	Other Receipts	1,62,992
	Total-0425	<hr/> 8,10,716 <hr/>

STATEMENT NO. 10 - Contd.

Heads	Actuals for 2000-2001 Rs.
RECEIPT HEADS (Revenue Account) - Contd.	
B. NON-TAX REVENUE - Contd.	
(c) Other Non-Tax Revenue - Contd.	
(iii) Economic Services - Contd.	
0435. Other Agricultural Programmes-	
104. Soil and Water Conservation	25,942
800. Other Receipts	3,86,824
Total-0435	<hr/> 4,12,766
0515. Other Rural Development Programmes-	
800. Other Receipts	5,22,328
Total-0515	<hr/> 5,22,328
0552. North Eastern Areas-	
800. Other Receipts	64,836
Total-0552	<hr/> 64,836

STATEMENT NO. 10 - Contd.

Heads	Actuals for 2000-2001 Rs.
RECEIPT HEADS (Revenue Account) - Contd.	
B. NON-TAX REVENUE - Contd.	
(c) Other Non-Tax Revenue - Contd.	
(iii) Economic Services - Contd.	
0702. Minor Irrigation -	
80. General-	
800. Other Receipts	35,174
Total-80	35,174
Total-0702	35,174
0801. Power-	
05. Transmission and Distribution -	
800. Other Receipts	18,25,42,422
Total-05	18,25,42,422
06. Rural Electrification	
800. Other Receipts	36,75,000
Total-06	36,75,000
80. General -	
800. Other Receipts	1,24,84,072
Total-80	1,24,84,072
Total-0801	19,87,01,494
0851. Village and Small Industries -	
800. Other Receipts	14,72,599
Total-0851	14,72,599

STATEMENT NO. 10 - Contd.

Heads	Actuals for 2000-2001 Rs.
RECEIPT HEADS (Revenue Account) - Contd.	
B. NON-TAX REVENUE - Contd.	
(c) Other Non-Tax Revenue - Contd.	
(iii) Economic Services - Contd.	
0853. Non-ferrous Mining and Metallurgical Industries -	
800. Other Receipts	9,41,574
Total-0853	<hr/> 9,41,574 <hr/>
1054. Roads & Bridges-	
101. National Highway Bridges	1,80,000
800. Other Receipts	41,20,006
Total-1054	<hr/> 43,00,006 <hr/>
1055. Road Transport -	
800. Other Receipts	5,15,89,884
Total-1055	<hr/> 5,15,89,884 <hr/>
1425. Other Scientific Research	
800. Other Receipts	8,67,600
Total-1452	<hr/> 8,67,600 <hr/>
1452. Tourism -	
103. Receipts from Tourist Transport	24,303
105. Rent & Catering Receipts	64,155
800. Other Receipts	7,54,001
Total-1452	<hr/> 8,42,459 <hr/>

STATEMENT NO. 10 - Contd.

Heads	Actuals for 2000-2001 Rs.
RECEIPT HEADS (Revenue Account) - Contd.	
B. NON-TAX REVENUE - Concl'd.	
(c) Other Non-Tax Revenue - Concl'd.	
(iii) Economic Services - Concl'd.	
1475. Other General Economic Services-	
106. Fee for Stamping Weights and Measures	1,21,090
107. Census	14,277
800. Other Receipts	3,91,637
Total-1475	5,27,004
Total-B(c)(iii)	29,12,48,762
Total-B(c)	35,72,27,530
Total-B- Non-Tax Revenue	39,22,71,164
C. GRANTS-IN-AID AND CONTRIBUTIONS -	
1601. Grants-in-aid from Central Government -	
01. Non-Plan Grants -	
102. Grants in lieu of Tax on Railway Passenger Fares	30,00,000
104. Proviso to Article 275(1) of the Constitution	548,40,26,000
800. Other Grants -	
Police -	
Modernisation of State Police Force	1,43,18,520
Reimbursement of security related expenditure	7,50,00,000
Raising of an Indian Reserve Battalion	3,75,00,000
Assistance for Home Guards	2,24,44,783
Other Administrative Services-	
Panchayatis Raj Institutions	64,33,000
Urban Local Bodies	8,93,000
Upgradation of Standards of Administration/Special problems	14,75,85,000

STATEMENT NO. 10 - Contd.

Heads Actuals for 2000-2001
Rs.

RECEIPT HEADS (Revenue Account) - Contd.

C. GRANTS IN AID AND CONTRIBUTION-Contd.

1601. Grants in aid from Central Govt. - Contd.

01. Non-Plan Grants - Concl'd.

800. Other Grants - Concl'd.

Industry-
Setting up of Growth Centre at Ganesh Nagar, Dimapur 1,95,00,000

Total-800 32,36,74,303

Total-01 581,07,00,303

02. Grants for State/Union Territory Plan Schemes -

101. Block grants 368,82,05,000
Social Justice and Empowerment 53,08,000

102. Relief on account of Natural calamities

104. Grants under Proviso to Article 275(i) of the Constitution 9,50,00,000

800. Other Grants-

Agriculture-
Pilot project for control of shifting cultivation Areas (WDPSCA) 3,05,00,000

Watershed Development Project in shifting cultivation Areas (WDPSCA) 1,80,00,000

Surface Transport-
Central Road Fund 85,00,000

Total-800 5,70,00,000

Total-02 384,55,13,000

STATEMENT NO. 10 - Contd.

Heads	Actuals for 2000-2001 Rs.
RECEIPT HEADS (Revenue Account) - Contd.	
C. GRANTS-IN-AID AND CONTRIBUTIONS - Contd.	
1601. Grants-in-aid from Central Government - Contd.	
03. Grants for Central Plan Schemes-	
800. Other Grants-	
Agriculture--	
Agricultural Census	9,11,000
Accelerated Maize Development Programme	15,93,000
Production and supply of Fruits, Vegetable, Floriculture, Medicinal and Aromatic Plants	15,49,000
Re-imbusement of Expenditure of Transport Subsidy	6,94,322
Agricultural Engineering	1,60,000
Animal Husbandry-	
Integrated Dairy Development Project	62,27,000
Animal Husbandry Extension Programme	2,02,800
Development of Bee Keeping	2,65,000
Co-operation-	
Assistance to other Co-operative for Women	3,20,000
Non-Conventional Sources of Energy	
CBP/IBP/NBP Programme during 2000-2001	10,00,000
Industry -	
Collection of Statistics of Small Scale Industries	30,000
Power-	
Development of Sub-Transmission and distribution	5,96,70,000
Human Resource Development-	
ICDS Training Programme	9,00,000
Creation of Sports Infrastructure	20,00,000
ICDS Training Programme (Externally aided component)	41,00,000

STATEMENT NO. 10 - Contd.

Heads	Actuals for 2000-2001 Rs.
RECEIPT HEADS (Revenue Account) - Contd.	
C. GRANTS-IN-AID AND CONTRIBUTIONS - Contd.	
1601. Grants-in-aid from Central Government - Contd.	
03. Grants for Central Plan Schemes.- Concl.	
800. Other Grants -	
Environment and Forest- Development of National Parks and sanctuaries	31,85,000
Health and Family Welfare- National Iodine Deficiency Disorders Control Programme	2,20,866
Rural Development - National Waste Land Development Programme Integrated wasteland development programme NWDPRA Computerisation of Land Records	53,58,000 8,38,42,000 1,00,00,000 60,00,000
Fisheries- Fisheries Training and Extension	18,26,000
Total-800	19,00,53,988
Total-03	19,00,53,988

STATEMENT NO. 10 - Contd.

Heads	Actuals for 2000-2001 Rs.
RECEIPT HEADS (Revenue Account) - Contd.	
C. GRANTS-IN-AID AND CONTRIBUTIONS - Contd.	
1601. Grants-in-aid from Central Government - Contd.	
04. Grants for Centrally Sponsored Plan Schemes -	
800. Other Grants -	
Agriculture-	
Fodder Development Project	14,00,000
Collection of Agricultural Statistics	2,50,000
Promotion and use of plastic in Horticulture	19,47,000
Macro Management of Agriculture	10,16,47,000
Conduct of Live Stock Census (16 th quinquennial)	2,50,000
Development of Oil Seeds production programme	1,85,00,000
Integrated cereals development programme	5,00,000
Integrated Cereal development programme in rice based cropping system areas	2,70,000
Integrated development of spices programme	7,64,000
National pulses development project	1,05,00,000
National watershed development project for rain-fed Areas(NWDPR)	60,50,000
Sustained development of sugarcane based cropping system areas(SWBAEC)	5,25,000
Integrated sample survey for extension of production of major livestock products	2,00,000
National Ram/Brick production programme	18,41,000
Fisheries-	
National welfare of fisherman	31,25,000
Development of fresh water aqua-culture	1,03,14,000
Animal Husbandry-	
Animal disease surveillance	6,50,000
National project on Rinderpest eradication	38,00,000
Preservation and development of pack animals	20,00,000
Systematic control of livestock disease of National importance	5,02,000
Integrated Piggery development	52,00,000
Foot and Mouth Diseases control programme	5,00,000
Professional efficiency development (setting up of State Veterinary Council)	9,49,000
Non conventional energy sources-	
Bio-gas development	9,00,000

STATEMENT NO. 10 - Contd.

Heads	Actuals for 2000-2001 Rs.
RECEIPT HEADS (Revenue Account) - Contd.	
C. GRANTS-IN-AID AND CONTRIBUTIONS - Contd.	
1601. Grants-in-aid from Central Government - contd.	
04. Grants for Centrally Sponsored Plan Schemes - Contd.	
800. Other Grants - Contd.	
Water resources-	
Rationalization of minor irrigation statistics	6,78,000
General Education-	
Elementary Education for Operation Black Board	
ICDS Programme for Child Welfare	
Secondary Education equipment	
Computer Education in Schools	
Strengthening of Teachers Training Institutions	
New educational technology scheme	
Balika Samridhi Yojana	
Integrated education for disabled children	
Social justice and empowerment-	
Prevention and control of juvenile social maladjustment	6,66,550
Co-Operation-	
Assistance to credit Co-operatives special scheme for SC&ST	
Assistance to other Co-operatives and weaker section Co-operatives	
Rural Development -	
Accelerated rural water supply programme	8,84,01,700
Rural sanitation programme	72,54,800
Urban Development -	
Accelerated urban water supply programme	85,98,000
Integrated development of small & medium towns	1,12,30,000
Human Resource Development-	
Integrated child development services	19,41,60,000
Elementary Education	1,82,72,000
Balika Samridhi Yojana	1,25,000
Secondary Education Equipment	16,59,840
Indira Mahila Yojana	3,16,000
Industry-	
PMRY (Central Sector Scheme)	2,94,100

STATEMENT NO. 10 - Contd.

Heads	Actuals for 2000-2001 Rs.
RECEIPT HEADS (Revenue Account) - Contd.	
C. GRANTS-IN-AID AND CONTRIBUTIONS - Contd.	
1601. Grants-in-aid from Central Government - Contd	
04. Grants for Centrally Sponsored Plan Schemes - Concl'd.	
800. Other Grants - Concl'd.	
Medical and PH and Family Welfare-	
Control of Blindness programme	38,60,000
Family welfare Programme	4,57,72,000
National Leprosy Eradication Programme	8,00,000
National Malaria Eradication Programme (Rural)	49,23,000
National Anti-Malaria Programme (Urban)	50,77,000
National Tuberculosis control Programme	10,69,000
National Anti-Malaria Programme(Rural)	42,17,000
N.M.E.P(Urban)	1,51,000
Prevention and control of diseases	9,00,000
Law & Justice-	
Development of Infrastructural facilities for Judiciary	60,00,000
Environment and Forest-	
Project Elephant	35,17,000
Area oriented fuel wood and fodder project	9,00,000
Eco-development around parks & sanctuaries	15,25,000
Integrated afforestation & Eco-development projects	93,64,000
Tree and pasture development of seeds	3,50,000
Non-timber forest produce including medicinal plants	64,00,000
Eco-development in Intanki National Park	8,00,000
Association of STs & Rural poor	9,79,500
National Environment awareness campaign	63,750
Commerce and Textiles-	
Work shed cum Housing scheme	1,36,96,000
Export Promotion of Industrial Park scheme	61,28,000
Health Package scheme	74,76,885
Project Package scheme for Handloom weavers	53,42,000
Handloom development Centre & Doyang Unit scheme	37,27,000
Procurement of yarn, dyes & chemicals	41,57,000
Deen Dayal Hathkargha Protsahan Yojana	33,10,000
Tribal Affairs-	
Post matric scholarship to SC & ST students	12,31,94,000
Total-800	76,79,39,125
Total-04	76,79,39,125

STATEMENT NO. 10 - Concl'd.

Heads	Actuals for 2000-2001 Rs.
RECEIPT HEADS (Revenue Account) - Concl'd.	
C. GRANTS-IN-AID AND CONTRIBUTIONS - Concl'd.	
1601. Grants-in-aid from Central Government - Concl'd.	
05. Grants for Special Plan Schemes -	
101. Modenisation of prison administration (NEC) Scheme of North Eastern Council	10,00,000 10,62,78,293
Total-101	<hr/> 10,72,78,293 <hr/>
Total-1601	<hr/> 1072,14,84,709 <hr/>
1603. States' Share of Union Excise Duties -	
101. States' Share of Basic Union Excise Duties	190,80,00,000
103. States' Share of Additional Excise	1,60,00,000
Total-1603	<hr/> 192,40,00,000 <hr/>
Total - C. Grants-in-Aid and Contributions	<hr/> 1264,54,84,709 <hr/>
Grand Total - Receipt Heads (Revenue Account)	<hr/> 1254,10,24,405 <hr/>

STATEMENT NO.11 - DETAILED ACCOUNT OF EXPENDITURE BY MINOR HEADS

(Figures in *italics* represent charged expenditure)

Actuals for 2000-2001

		Non-Plan Rs.	Plan Rs.	Total Rs.
EXPENDITURE HEADS (Revenue Account)-				
A.	GENERAL SERVICES-			
(a)	Organs of State-			
2011.	Parliament/State/Union Territory Legislatures-			
02.	State/Union Territory Legislatures-			
101.	Legislative Assembly	<i>50,74,545</i>	...	50,74,545
		1,30,88,900	...	1,30,88,900
103.	Legislative Secretariat	2,94,34,947	...	2,94,34,947
	Total-02	<i>50,74,545</i>	...	
		4,25,23,847	...	4,75,98,392
	Total-2011	<i>50,74,545</i>	...	
		4,25,23,847	...	4,75,98,392
2012.	President, Vice-President/ Governor, Administrator of Union Territories-			
03.	Governor/Administrator of Union Territories-			
090.	Secretariat	<i>80,05,424</i>	...	80,05,424
101.	Emoluments and Allowances of the Governor	<i>2,81,420</i>	...	2,81,420
102.	Discretionary Grants	<i>22,00,000</i>	...	22,00,000
103.	Household Establishment	<i>39,51,468</i>	...	39,51,468
104.	Sumptuary Allowances	<i>1,17,780</i>	...	1,17,780

STATEMENT NO.11-Contd.

(Figures in *italics* represent charged expenditure)
Actuals for 2000-2001

EXPENDITURE HEADS (Revenue Account)-Contd.		Non-Plan Rs.	Plan Rs.	Total Rs.
A.	GENERAL SERVICES-Contd.			
(a)	Organs of State-Contd.			
2012.	President, Vice-President/ Governor, Administrator of Union Territories-Concltd.			
03.	Governor/Administrator of Union Territories-Concltd.	<i>11,090</i>	...	11,090
106.	Entertainment Expenses			
107.	Expenditure from Contract Allowance	<i>3,68,462</i>	...	3,68,462
		<i>8,84,941</i>	...	8,84,941
108.	Tour Expenses			
	Total-03	<i>1,58,20,585</i>	...	1,58,20,585
	Total-2012	<i>1,58,20,585</i>	...	1,58,20,585
2013.	Council of Ministers-			
101.	Salary of Ministers and Deputy Ministers	<i>53,70,450</i>	...	53,70,450
104.	Entertainment and Hospitality Expenses	<i>12,99,765</i>	...	12,99,765
105.	Discretionary grant by Ministers	<i>50,00,000</i>	...	50,00,000
		<i>66,54,488</i>	...	66,54,488
108.	Tour Expenses	<i>2,43,36,870</i>	...	2,43,36,870
800.	Other Expenditure			
	Total-2013	<i>4,26,61,573</i>	...	4,26,61,573
2014.	Administration of Justice-			
102.	High Courts	<i>1,05,89,540</i>	...	1,05,89,540
105.	Civil and Session Courts	<i>1,48,67,500</i>	...	1,48,67,500
114.	Legal Advisers and Counsels	<i>1,36,30,000</i>	...	1,36,30,000
		<i>5,35,000</i>	...	5,35,000
800.	Other Expenditure			
	Total-2014	<i>1,05,89,540</i>	...	3,96,22,040
		<i>2,90,32,500</i>	...	

STATEMENT NO.11-Contd.

(Figures in *italics* represent charged expenditure)

Actuals for 2000-2001

		Non-Plan Rs.	Plan Rs.	Total Rs.
EXPENDITURE HEADS (Revenue Account)-Contd.				
A. GENERAL SERVICES-Contd.				
(a) Organs of State-Concl'd.				
2015. Elections-				
102.	Electoral Officers	1,55,52,418	...	1,55,52,418
103.	Preparation and Printing of Electoral rolls	1,36,49,520	...	1,36,49,500
104.	Charges for conduct of election for Lok Sabha and State/Union Territory Legislative Assembly when held simultaneously.	
106.	Charges for conduct of election to State Legislative	12,00,000	...	12,00,000
Total-2015		3,04,01,938	...	3,04,01,938
Total-A (a)		3,14,84,670	...	17,61,04,528
		14,46,19,858		
(b) Fiscal Services-				
(ii) Collection of Taxes on Property and Capital Transactions-				
2029. Land Revenue-				
001.	Direction and Administration	30,08,917	6,78,999	36,87,916
101.	Collection Charges	6,37,450	...	6,37,450
102.	Survey and Settlement Operations	1,84,25,765	54,79,989	2,39,05,754
103.	Land Records	22,64,550	...	22,64,550
800.	Other Expenditure	5,52,657	2,88,89,197	2,94,41,854
Total-2029		2,48,89,339	3,50,48,185	5,99,37,524
2030. Stamps and Registration -				
01. Stamps - Judicial -				
101.	Cost of Stamps	6,54,108	...	6,54,108
Total-01		6,54,108	...	6,54,108
02. Stamps - Non-Judicial				
101.	Cost of Stamps	2,46,120	...	2,46,120
Total-02		2,46,120	...	2,46,120

STATEMENT NO.11-Contd.

(Figures in *italics* represent charged expenditure)

Actuals for 2000-2001

		Non-Plan Rs.	Plan Rs.	Total Rs.
EXPENDITURE HEADS (Revenue Account)-Contd.				
A. GENERAL SERVICES-Contd.				
(b) Fiscal Services-Contd.				
(ii) Collection of Taxes on Property and Capital Transactions - Concl'd.				
2030.	Stamps and Registration - Concl'd.			
	Total - 2030	9,00,228	...	9,00,228
	Total - A(b)(ii)	2,57,89,567	3,50,48,185	6,08,37,752
(iii) Collection of Taxes on Commodities and Services- State Excise-				
2039.	Direction and Administration	3,82,85,991	...	3,82,85,991
	Total-2039	3,82,85,991	...	3,82,85,991
2040.	Sales Tax-			
001.	Direction and Administration	99,66,896	...	99,66,896
101.	Collection Charges	1,83,75,396	...	1,83,75,396
	Total-2040	2,83,42,292	...	2,83,42,292
2041.	Taxes on Vehicles-			
001.	Direction and Administration	48,07,973	7,38,000	55,45,973
101.	Collection Charges	71,64,139	...	71,64,139
800.	Other Expenditure	1,87,305	24,99,880	26,87,185
	Total-2041	1,21,59,417	32,37,880	1,53,97,297
	Total-A (b)(iii)	7,87,87,700	32,37,880	8,20,25,580
(iv). Other Fiscal Services-				
2047.	Other Fiscal Services-			
103.	Promotion of Small Saving, Advertising etc.	98,000	...	98,000
	Total-2047	98,000	...	98,000
	Total-A (b)(iv)	98,000	...	98,000
	Total-A (b)	10,46,75,267	3,82,86,065	14,29,61,332

STATEMENT NO.11-Contd.

(Figures in *italics* represent charged expenditure)

Actuals for 2000-2001

		Non-Plan Rs.	Plan Rs.	Total Rs.
EXPENDITURE HEADS (Revenue Account)-Contd.				
A.	GENERAL SERVICES-Contd.			
(c)	Interest Payment and Servicing of Debt-			
2049.	Interest Payments-			
01.	Interest on Internal Debt-			
101.	Interest on Market Loans	<i>62,90,79,852</i>	...	<i>62,90,79,852</i>
200.	Interest on Other Internal Debts	<i>32,77,51,378</i>	...	<i>32,77,51,378</i>
305.	Management of Debt	<i>18,23,368</i>	...	<i>18,23,368</i>
	Total-01	<i>95,86,54,598</i>	...	<i>95,86,54,598</i>
03.	Interest on Small Savings, Provident Funds, etc.-			
101.	Interest on Small Savings
104.	Interest on State Provident Funds	<i>37,43,37,330</i>	...	<i>37,43,37,330</i>
106.	Incentive Bonus to PF Subscribers	<i>65,15,000</i>	...	<i>65,15,000</i>
108.	Interest on Insurance and Pension Fund	<i>45,146</i>	...	<i>45,146</i>
	Total-03	<i>38,08,97,476</i>	...	<i>38,08,97,476</i>

STATEMENT NO.11-Contd.

(Figures in *italics* represent charged expenditure)

		Actuals for 2000-2001		
		Non-Plan Rs.	Plan Rs.	Total Rs.
EXPENDITURE HEADS (Revenue Account)-Contd.				
A. GENERAL SERVICES-Contd.				
(c) Interest Payment and Servicing of Debt-Concl.				
2049. Interest Payments-Concl.				
04. Interest on Loans and Advances from Central Government-				
101.	Interest on Loans for State/ Union Territory Plan Schemes	<i>29,82,19,263</i>	...	29,82,19,263
102.	Interest on Loans for Central Plan Schemes	<i>40,00,490</i>	...	40,00,490
103.	Interest on Loans for Centrally Sponsored Plan Schemes	<i>1,50,36,393</i>	...	1,50,36,393
104.	Interest on Loans for Non-Plan Schemes	<i>8,31,71,896</i>	...	8,31,71,896
105.	Interest on Loans for Special Plan Schemes	<i>48,59,112</i>	...	48,59,112
106.	Interest on Ways and Means
107.	Interest on Pre-1984-85(30 year) Consolidated Loans	<i>2,60,30,680</i>	...	2,60,30,680
Total-04		<i>43,13,17,834</i>	...	43,13,17,834
Total-2049		<i>1,77,08,69,908</i>	...	1,77,08,69,908
Total-A(c)		<i>1,77,08,69,908</i>	...	1,77,08,69,908
(d) Administrative Services-				
2051. Public Service Commission-				
102.	State Public Service Commission	<i>1,00,22,611</i>	...	1,00,22,611
Total-2051		<i>1,00,22,611</i>	...	1,00,22,611

STATEMENT NO.11- Contd.

(Figures in *italics* represent charged expenditure)

Actuals for 2000-2001

		Non-Plan Rs.	Plan Rs.	Total Rs.
EXPENDITURE HEADS (Revenue Account)-Contd.				
A.	GENERAL SERVICES-Contd.			
(d)	Administrative Services-Contd.			
2052.	Secretariat-General Services-			
090.	Secretariat	23,91,53,494	...	23,91,53,494
091.	Attached offices			
	Total-2052	23,91,53,494	...	23,91,53,494
2053.	District Administration-			
093.	District Establishments	13,72,46,443	...	13,72,46,443
094.	Other Establishments	10,47,47,018	...	10,47,47,018
101.	Commissioners	2,42,94,680	49,99,993	2,92,94,673
	Total-2053	26,62,88,141	49,99,993	27,12,88,134
2054.	Treasury and Accounts Administration-			
003.	Training	9,46,998	...	9,46,998
095.	Directorate of Accounts and Treasuries	1,85,12,187	...	1,85,12,187
097.	Treasury Establishment	3,69,23,434	...	3,69,23,434
800.	Other Expenditure	16,07,000	...	16,07,000
	Total-2054	5,79,89,619	...	5,79,89,619
2055.	Police-			
001.	Direction and Administration	22,49,21,218	...	22,49,21,218
003.	Education and Training	6,18,23,470	...	6,18,23,470
104.	Special Police	83,10,73,636	...	83,10,73,636
109.	District Police	55,13,42,311	...	55,13,42,311
110.	Village Police	5,69,66,980	...	5,69,66,980
113.	Welfare of Police Personnel	33,44,064	...	33,44,064

STATEMENT NO.11-Contd.

(Figures in *italics* represent charged expenditure)

Actuals for 2000-2001

		Non-Plan Rs.	Plan Rs.	Total Rs.
EXPENDITURE HEADS (Revenue Account)-Contd.				
A.	GENERAL SERVICES-Contd.			
(d)	Administrative Services-Contd.			
2055.	Police-Concl.			
114.	Wireless and Computers	8,71,88,019	...	8,71,88,019
115.	Modernisation of Police Force	3,80,32,500	...	3,80,32,500
800.	Other Expenditure	...	4,23,29,000	4,23,29,000
	Total-2055	1,85,46,92,198	4,23,29,000	1,89,70,21,198
2056.	Jails-			
001.	Direction and Administration	1,57,10,119	...	1,57,10,119
101.	Jails	3,87,40,119	...	3,87,40,119
102.	Jail Manufactures
800.	Other Expenditure	...	19,57,220	19,57,220
	Total-2056	5,44,50,238	19,57,220	5,64,07,458
2058.	Stationery and Printing-			
101.	Purchase and Supply of Stationery Stores	24,01,580	...	24,01,580
103.	Government Presses	3,45,97,488	29,24,715	3,75,22,203
104.	Cost of Printing by Other Sources	34,29,350	...	34,29,350
	Total-2058	4,04,28,418	29,24,715	4,33,53,133

STATEMENT NO.11-Contd.

(Figures in *italics* represent charged expenditure)

Actuals for 2000-2001

		Non-Plan Rs.	Plan Rs.	Total Rs.
EXPENDITURE HEADS (Revenue Account)-Contd.				
A.	GENERAL SERVICES-Contd.			
(d)	Administrative Services-Concl'd.			
2059.	Public Works-			
80.	General-			
001.	Direction and Administration	44,78,43,477	...	44,78,43,477
052.	Machinery and Equipment	8,24,59,623	...	8,24,59,623
102.	Maintenance and Repairs	3,16,58,451	...	3,16,58,451
799.	Suspense	11,74,109	...	11,74,109
	Total-80	56,31,35,660	...	56,31,35,660
	Total-2059	6,31,35,660	...	56,31,35,660
2070.	Other Administrative Services-			
003.	Training	42,49,673	32,83,946	75,33,619
104.	Vigilance	1,14,21,913	...	1,14,21,913
107.	Home Guards	4,41,12,214	...	4,41,12,214
108.	Fire Protection and Control	3,16,37,316	...	3,16,37,316
115.	Guest Houses, Government Hostels, etc.	2,99,66,633	...	2,99,66,633
	Total-2070	12,13,87,749	32,83,946	12,46,71,695
	Total-A (d)	3,19,75,25,517	5,54,94,874	3,26,30,43,002

STATEMENT NO.11-Contd.

(Figures in *italics* represent charged expenditure)

Actuals for 2000-2001

		Non-Plan Rs.	Plan Rs.	Total Rs.
EXPENDITURE HEADS (Revenue Account)-Contd.				
A.	GENERAL SERVICES-Concl'd.			
(e).	Pensions and Miscellaneous			
	General Services-			
2071.	Pensions and Other			
	Retirement Benefits-			
01.	Civil-			
101.	Superannuation and Retirement Allowances	67,61,00,000	...	67,61,00,000
102.	Commuted Value of Pensions	5,42,00,000	...	5,42,00,000
104.	Gratuities	5,63,24,000	...	5,63,24,000
105.	Family Pensions	8,90,00,000	...	8,90,00,000
	Total - 01	87,56,24,000	...	87,56,24,000
	Total - 2071	87,56,24,000	...	87,56,24,000
2075.	Miscellaneous			
	General Services-			
103.	State Lotteries	47,55,343	...	47,55,343
	Total-2075	47,55,343	...	47,55,343
	Total-A (e)	88,03,79,343	...	88,03,79,343
	Total-A.GENERAL SERVICES	1,81,23,77,189	9,37,80,939	6,23,33,58,113
		4,32,71,99,985		

STATEMENT NO.11-Contd.

(Figures in *italics* represent charged expenditure)

Actuals for 2000-2001

EXPENDITURE HEADS (Revenue Account)-Contd.		Non-Plan Rs.	Plan Rs.	Total Rs.
B.	SOCIAL SERVICES-			
(a)	Education, Sports, Art and Culture-			
2202.	General Education-			
01.	Elementary Education-			
101.	Government Primary Schools	1,07,94,59,080	5,14,95,015	1,13,09,54,095
102.	Assistance to Non-Government Primary Schools	...	20,00,000	20,00,000
105.	Non-formal Education	60,47,000	...	60,47,000
800.	Other Expenditure	...	30,37,000	30,37,000
	Total-01	1,08,55,06,080	5,65,32,015	1,14,20,38,095
02.	Secondary Education-			
001.	Direction and Administration	5,57,87,800	44,00,000	6,01,87,800
004.	Research and Training	87,53,189	1,57,74,822	2,45,28,011
101.	Inspection	5,21,55,200	...	5,21,55,200
103.	Non-formal Education	...	18,98,000	18,98,000
105.	Teachers Training	...	1,00,000	1,00,000
106.	Text Books	36,00,000	1,75,50,000	2,11,50,000
107.	Scholarships	18,74,000	7,50,000	26,24,000
109.	Government Secondary Schools	22,04,16,000	23,70,000	22,27,86,000
110.	Assistance to Non-Government Schools	...	9,00,000	9,00,000
800.	Other Expenditure	54,40,000	1,62,00,000	2,16,40,000
	Total-02	34,80,26,189	5,99,42,822	40,79,69,011

STATEMENT NO.11-Contd.

(Figures in *italics* represent charged expenditure)

Actuals for 2000-2001

		Non-Plan Rs.	Plan Rs.	Total Rs.
EXPENDITURE HEADS (Revenue Account)-Contd.				
B.	SOCIAL SERVICES-Contd.			
(a)	Education, Sports, Art and Culture-Contd.			
2202.	General Education-Concltd.			
03.	University and Higher Education-			
001.	Direction and Administration	65,09,578	17,91,760	83,01,338
103.	Government Colleges and Institutes	6,95,90,850	2,31,76,594	9,27,67,444
104.	Asstt.to Non-Government Colleges & Institutions.	65,00,000	10,00,000	75,00,000
107.	Scholarships	58,80,909	9,21,196	68,02,105
	Total-03	8,84,81,337	2,68,89,550	11,53,70,887
04.	Adult Education-			
103.	Rural Functional Literacy Programmes	28,27,000	17,61,000	45,88,000
200.	Other Adult Education Programmes	7,33,000	5,00,000	12,33,000
	Total-04	35,60,000	22,61,000	58,21,000
05.	Language Development-			
102.	Promotion of Modern Indian Languages and Literature	4,04,00,000	16,50,000	4,20,50,000
	Total-05	4,04,00,000	16,50,000	4,20,50,000
	Total-2202	156,59,73,606	14,72,75,387	171,32,48,993

STATEMENT NO.11-Contd.

(Figures in *italics* represent charged expenditure)

		Actuals for 2000-2001		
		Non-Plan Rs.	Plan Rs.	Total Rs.
EXPENDITURE HEADS (Revenue Account)-Contd.				
B.	SOCIAL SERVICES-Contd.			
(a)	Education, Sports, Art and Culture-Concl'd.			
2203.	Technical Education-			
105.	Polytechnics	72,37,936	1,49,90,668	2,22,28,604
107	Scholarships	27,57,893	...	27,57,896
800.	Other Expenditure	...	6,69,365	6,69,365
	Total-2203	99,95,829	1,56,60,033	2,56,55,862
2204.	Sports and Youth Services-			
001.	Direction and Administration	1,69,66,467	52,76,883	2,22,43,350
102.	Youth Welfare Programmes for Students	92,94,825	66,04,668	1,58,99,493
104	Sports & Games	13,57,767	66,04,994	79,62,761
800	Other Expenditure	...	21,32,424	21,32,424
	Total-2204	2,76,19,059	2,06,18,969	4,82,38,028
2205.	Art and Culture-			
001.	Direction and Administration	1,61,71,910	44,62,910	2,06,34,820
101.	Fine Arts Education	1,99,655	41,480	2,41,135
102.	Promotion of Arts and Culture	5,11,070	...	5,11,070
103	Archeology and Archeological Survey	1,10,275	...	1,10,275
104	Archives	8,42,005	95,590	9,37,595
105.	Public Libraries	5,11,370	3,00,000	8,11,370
107.	Museum	10,20,750	...	10,20,750
800.	Other Expenditure	...	70,00,000	70,00,000
	Total-2205	1,93,67,035	1,18,99,980	3,12,67,015
	Total-B (a)	162,29,55,529	19,54,54,369	181,84,09,898

STATEMENT NO.11-Contd.

(Figures in *italics* represent charged expenditure)

Actuals for 2000-2001

EXPENDITURE HEADS (Revenue Account)-Contd.		Non-Plan Rs.	Plan Rs.	Total Rs.
B.	SOCIAL SERVICES-Contd.			
(b)	Health and Family Welfare-			
2210.	Medical and Public Health-			
01.	Urban Health Services-			
	Allopathy-			
001.	Direction and Administration	7,27,43,959	19,32,869	7,46,76,828
104.	Medical Stores Depots	62,18,681	78,59,088	1,40,77,769
109.	School Health Scheme	1,10,47,316	...	1,10,47,316
110.	Hospitals and Dispensaries	21,41,12,061	53,49,292	21,94,61,353
200.	Other Health Schemes	17,20,612	8,93,722	26,14,334
	Total-01	30,58,42,629	1,60,34,971	32,18,77,600
02.	Urban Health Services- Other Systems of medicine-			
102.	Homeopathy	3,73,841	2,39,098	6,12,939
	Total-02	3,73,841	2,39,098	6,12,939
03.	Rural Health Services-			
	Allopathy-			
101.	Health Sub-Centres	7,49,87,687	...	7,49,87,687
102.	Subsidiary Health Centres	2,01,56,442	28,81,927	2,30,38,369
103.	Primary Health Centres	5,47,23,897	1,38,16,759	6,85,40,656
110.	Hospitals and Dispensaries	6,59,83,213	...	6,59,83,213
	Total-03	21,58,51,239	1,66,98,686	23,25,49,925
05.	Medical Education, Training and Research-			
	Allopathy			
105.		36,86,132	1,10,60,480	1,47,46,612
	Total-05	36,86,132	1,10,60,480	1,47,46,612

STATEMENT NO.11-Contd.

(Figures in *italics* represent charged expenditure)

Actuals for 2000-2001

EXPENDITURE HEADS (Revenue Account)-Contd.		Non-Plan Rs.	Plan Rs.	Total Rs.
B.	SOCIAL SERVICES-Contd.			
(b)	Health and Family Welfare-Concl.			
2210.	Medical and Public Health-Concl.			
06.	Public Health-			
101.	Prevention and Control of diseases	4,80,42,490	5,83,33,703	10,63,76,193
104.	Drug Control	...	7,82,366	7,82,366
107.	Food Testing Laboratories	24,93,233	3,14,696	28,07,929
	Total-06	5,05,35,723	5,94,30,765	10,99,66,488
	Total-2210	57,62,89,564	10,34,64,000	67,97,53,564
2211.	Family Welfare-			
001.	Direction and Administration	8,54,933	1,17,18,235	1,25,73,168
003.	Training	...	3,32,519	3,32,519
101.	Rural Family Welfare Services	3,42,55,248	3,28,28,246	6,70,83,494
103.	Maternity and Child Health	16,70,819	16,69,000	33,39,819
200.	Other Services and Supplies	...	12,80,000	12,80,000
	Total-2211	3,67,81,000	4,78,28,000	8,46,09,000
	Total- B (b)	61,30,70,564	15,12,92,000	76,43,62,564

STATEMENT NO.11-Contd.

(Figures in *italics* represent charged expenditure)

Actuals for 2000-2001

		Non-Plan Rs.	Plan Rs.	Total Rs.
EXPENDITURE HEADS (Revenue Account)-Contd.				
B.	SOCIAL SERVICES-Contd.			
(c)	Water Supply, Sanitation, Housing and Urban Development-			
2215.	Water Supply and Sanitation-			
01.	Water Supply-			
001.	Direction and Administration	11,27,75,012	62,39,325	11,90,14,337
005.	Survey and Investigation	...	27,60,625	27,60,625
052.	Machinery and Equipment	(-) <i>19,09,648*</i>	...	(-) <i>19,09,648</i>
101.	Urban Water Supply Programmes	2,42,70,467	...	2,42,70,467
102.	Rural Water Supply Programmes	6,97,52,710	...	6,97,52,710
799.	Suspense	(-) <i>3,13,57,858*</i>	...	(-) <i>3,13,57,858</i>
800.	Other Expenditure	...	25,31,835	25,31,835
	Total-01	17,35,30,683	115,31,785	18,50,62,468
	Total-2215	17,35,30,683	115,31,785	18,50,62,468
2216.	Housing-			
01.	Government Residential Buildings-			
106.	General Pool Accommodation	9,70,52,401	...	9,70,52,401
800.	Other Expenditure	...	6,76,96,000	6,76,96,000
	Total-01	9,70,52,401	6,76,96,000	16,47,48,401
	Total-2216	9,70,52,401	6,76,96,000	16,47,48,401

* Recoveries are more than the expenditure.

STATEMENT NO.11-Contd.

(Figures in *italics* represent charged expenditure)

Actuals for 2000-2001

		Non-Plan Rs.	Plan Rs.	Total Rs.
EXPENDITURE HEADS (Revenue Account)-Contd.				
B.	Social Services-Contd.			
(c)	Water Supply, Sanitation, Housing and Urban Development-Concl'd.			
2217.	Urban Development-			
80.	General-			
001.	Direction and Administration	74,41,000	5,00,000	79,41,000
191.	Assistance to Local Bodies, Corporations, Urban Development Autho- rities, Town Impro- vement Boards, etc.	130,00,000	70,00,000	200,00,000
800.	Other Expenditure	27,29,000	1,97,82,000	2,25,11,000
	Total-80	2,31,70,000	2,72,82,000	504,52,000
	Total-2217	2,31,70,000	2,72,82,000	504,52,000
	Total-B (c)	29,37,53,084	10,65,09,785	40,02,62,869
(d)	Information and Broad- casting-			
2220.	Information and Publicity-			
60.	Others-			
001.	Direction and Administration	3,51,39,260	24,92,510	3,76,31,770

STATEMENT NO.11-Contd.

(Figures in *italics* represent charged expenditure)

Actuals for 2000-2001

		Non-Plan Rs.	Plan Rs.	Total Rs.
EXPENDITURE HEADS (Revenue Account)-Contd.				
B. SOCIAL SERVICES-Contd.				
(d) Information and Broadcasting-Concl.				
2220. Information and Publicity-Concl.				
60. Others-concl.				
101.	Advertising and visual Publicity	36,64,980	54,67,100	91,32,080
102.	Information Centres	163,45,700	6,75,390	170,21,090
106.	Field Publicity	42,63,160	15,54,520	58,17,680
109.	Photo Services	13,88,200	8,14,400	22,02,600
Total-60		6,08,01,300	1,10,03,920	7,18,05,220
Total-2220		6,08,01,300	1,10,03,920	7,18,05,220
Total-B (d)		6,08,01,300	1,10,03,920	7,18,05,220
(e) Welfare of Scheduled Castes, Scheduled Tribes and other Backward Classes-				
2225. Welfare of Scheduled Castes, Scheduled Tribes and Other Backward Classes-				
02. Welfare of Scheduled Tribes-				
277.	Education	...	7,97,59,947	7,97,59,947
Total-02		...	7,97,59,947	7,97,59,947
Total-2225		...	7,97,59,947	7,97,59,947
Total-B (e)		...	7,97,59,947	7,97,59,947

STATEMENT NO.11-Contd.

(Figures in *italics* represent charged expenditure)

Actuals for 2000-2001

		Non-Plan Rs.	Plan Rs.	Total Rs.
EXPENDITURE HEADS (Revenue Account)-Contd.				
B.	SOCIAL SERVICES-Contd.			
(f)	Labour and Labour Welfare-			
2230.	Labour and Employment-			
01.	Labour-			
001.	Direction and Administration	89,06,775	43,41,383	1,32,48,158
101.	Industrial Relations	4,17,703	3,80,356	7,98,059
102	Working Conditions and Safety	10,000	...	10,000
103.	General Labour Welfare	8,92,270	5,55,980	14,48,250
800.	Other Expenditure	4,47,119	5,60,275	10,07,394
	Total-01	1,06,73,867	58,37,994	1,65,11,861
02.	Employment			
001.	Direction and Administration	45,77,013	7,50,937	53,27,950
101.	Employment Services	44,89,861	26,74,255	71,64,116
800.	Other Expenditure	8,85,423	5,37,751	14,23,174
	Total-02	99,52,297	39,62,943	1,39,15,240
03.	Training-			
001.	Direction and Administration	2,81,328	7,73,444	10,54,772
003.	Training of Craftsmen and Supervisors.	70,60,306	49,46,518	1,20,06,824
800.	Other Expenditure	5,75,368	...	5,75,368
	Total-03	79,17,002	57,19,962	1,36,36,964
	Total-2230	2,85,43,166	1,55,20,899	4,40,64,065
	Total-B (f)	2,85,43,166	1,55,20,899	4,40,64,065

STATEMENT NO.11-Contd.

(Figures in *italics* represent charged expenditure)

Actuals for 2000-2001

		Non-Plan Rs.	Plan Rs.	Total Rs.
EXPENDITURE HEADS (Revenue Account)-Contd.				
B.	SOCIAL SERVICES-Contd.			
(g).	Social Welfare and Nutrition-			
2235.	Social Security and Welfare-			
02.	Social Welfare-			
001.	Direction and Administration	1,65,21,641	18,28,810	18,35,04,451
101.	Welfare of Handicapped	2,37,094	...	2,37,094
102.	Child Welfare	9,25,180	18,21,99,461	18,31,24,641
103.	Women's Welfare	18,08,606	...	18,08,606
104.	Welfare of Aged infirm & destitute	1,06,58,116	...	1,06,58,116
107.	Assistance to Voluntary Organisations	26,23,000	2,00,000	28,23,000
	Total-02	3,27,73,637	18,42,28,271	21,70,01,908
60.	Other Social Security and Welfare Programmes-			
200.	Other Programmes	1,68,14,086	...	1,68,14,086
	Total-60	1,68,14,086	...	1,68,14,086
	Total-2235	4,95,87,723	...	23,38,15,994
2236.	Nutrition-			
02.	Distribution of nutritious food and Beverages-			
101.	Special Nutrition Programmes	30,60,418	3,62,13,868	3,92,74,286
	Total-02	30,60,418	3,62,13,868	3,92,74,286
	Total-2236	30,60,418	3,62,13,868	3,92,74,286

STATEMENT NO.11-Contd.

(Figures in *italics* represent charged expenditure)

Actuals for 2000-2001

		Non-Plan Rs.	Plan Rs.	Total Rs.
EXPENDITURE HEADS (Revenue Account)-Contd.				
B.	SOCIAL SERVICES-Concl'd.			
(g)	Social Welfare and Nutrition-Concl'd.			
2245.	Relief on account of Natural Calamities-			
01.	Drought.			
101.	Gratuitous Relief	17,69,000	...	17,69,000
	Total-01	17,69,000	...	17,69,000
05.	Calamity Relief Fund -			
101.	Transfer to Reserve Fund & Deposit Accounts, Calamity Fund	84,39,000	...	84,39,000
102.	Transfer to National Fund for Calamity Relief
901.	Deduct - amount met from Calamity Relief fund	(-) <i>17,69,000</i>	...	(-) <i>17,69,000</i>
	Total-05	66,70,000	...	66,70,000
	Total-2245	84,39,000	...	84,39,000
	Total-B(g)	6,10,87,141	22,04,42,139	28,15,29,280
(h)	Others-			
2250.	Other Social Services-			
101.	Donations for Charitable Purpose	25,84,000	...	25,84,000
	Total-2250	25,84,000	...	25,84,000
2251.	Secretariat-Social Services-			
090.	Secretariat	4,80,26,715	6,68,620	4,86,95,335
	Total-2251	4,80,26,715	6,68,620	4,86,95,335
	Total-B (h)	5,06,10,715	6,68,620	5,12,79,335
	Total-B. SOCIAL SERVICES	273,08,21,499	78,06,51,679	351,14,73,178

STATEMENT NO.11-Contd.

(Figures in *italics* represent charged expenditure)

Actuals for 2000-2001

		Non-Plan Rs.	Plan Rs.	Total Rs.
EXPENDITURE HEADS (Revenue Account)-Contd.				
C.	ECONOMIC SERVICES-			
(a)	Agriculture and Allied Activities-			
2401.	Crop Husbandry-			
001.	Direction and Administration	10,79,24,228	99,60,823	11,78,85,051
103.	Seeds	67,08,777	2,95,54,136	3,62,62,913
104.	Agricultural Farms	6,64,107	...	6,64,107
105.	Manures and Fertilizers	4,67,714	30,73,000	35,40,714
107.	Plant Protection	23,26,017	...	23,26,017
108.	Commercial Crops	55,89,825	2,16,95,795	2,72,85,620
109.	Extension and Farmers' Training	28,21,631	23,40,720	51,62,351
111.	Agricultural Economics and Statistics	9,77,360	24,85,651	34,63,011
113.	Agricultural Engineering	67,13,175	191,60,000	2,58,73,175
119.	Horticulture and Vegetable Crops	1,57,04,920	3,01,93,000	4,58,97,920
800.	Other Expenditure	49,94,675	7,06,90,211	7,56,84,886
	Total-2401	15,89,92,429	18,91,53,336	34,40,45,765
2402.	Soil and Water Conservation-			
001.	Direction and Administration	2,45,66,617	94,32,377	3,39,98,994
101.	Soil Survey and Testing	53,96,337	3,49,942	57,46,279
102.	Soil Conservation	2,99,98,668	5,22,37,818	8,22,36,486
103.	Land reclamation and Development	...	15,64,850	15,64,850
	Total-2402	5,99,61,622	6,35,84,987	12,35,46,609

STATEMENT NO.11-Contd.

(Figures in *italics* represent charged expenditure)

		Actuals for 2000-2001		
		Non-Plan Rs.	Plan Rs.	Total Rs.
EXPENDITURE HEADS (Revenue Account)-Contd.				
C.	ECONOMIC SERVICES-Contd.			
(a)	Agriculture and Allied Activities-Contd.			
2403.	Animal Husbandry-			
001.	Direction and Administration	3,46,90,352	35,78,081	3,82,68,433
101.	Veterinary Services and Animal Health	3,25,55,080	1,39,97,029	4,65,52,109
102.	Cattle and Buffalo Development	2,60,11,295	39,60,006	2,99,71,301
103.	Poultry Development	71,32,543	59,40,466	1,30,73,009
104.	Sheep and Wool Development	11,50,137	1,32,350	12,82,487
105.	Piggery Development	36,57,402	1,32,69,533	1,69,26,935
107.	Fodder and Feed Development	24,74,321	40,57,189	65,31,510
113.	Administrative Investigation and Statistics	10,51,997	9,99,120	20,51,117
800.	Other Expenditure	...	2,54,338	2,54,338
	Total-2403	10,87,23,127	4,61,88,112	15,49,11,239
2404.	Dairy Development-			
102.	Dairy Development Projects	18,65,345	1,15,60,750	1,34,26,095
	Total-2404	18,65,345	1,15,60,750	1,34,26,095

STATEMENT NO.11-Contd.

(Figures in *italics* represent charged expenditure)

		Actuals for 2000-2001		
		Non-Plan Rs.	Plan Rs.	Total Rs.
EXPENDITURE HEADS (Revenue Account)-Contd.				
C.	ECONOMIC SERVICES-Contd.			
(a)	Agriculture and Allied Activities-Contd.			
2405.	Fisheries-			
001.	Direction and Administration	2,17,25,633	62,18,768	2,79,44,401
101.	Inland Fisheries	44,50,525	1,67,39,740	2,11,90,265
109.	Extension and Training	...	3,02,854	3,02,854
	Total-2405	2,61,76,158	2,32,61,362	4,94,37,520
2406.	Forestry and Wild Life-			
01.	Forestry-			
001.	Direction and Administration	8,67,94,931	1,73,63,167	10,41,58,098
070.	Communications and Buildings	20,45,000	1,20,000	21,65,000
101.	Forest Conservation, Development and Regeneration	35,40,000	84,43,500	1,19,83,500
102.	Social and Farm Forestry	...	70,44,200	70,44,200
800.	Other Expenditure	...	24,00,000	24,00,000
	Total-01	9,23,79,931	3,53,70,867	12,77,50,798

STATEMENT NO.11-Contd.

(Figures in *italics* represent charged expenditure)

		Actuals for 2000-2001		
		Non-Plan Rs.	Plan Rs.	Total Rs.
EXPENDITURE HEADS (Revenue Account)-Contd.				
C.	ECONOMIC SERVICES-Contd.			
(a)	Agriculture and Allied Activities-Contd.			
2406.	Forestry and Wild Life-Concl.			
02.	Environmental Forestry and Wild Life-			
110.	Wild Life Preservation	...	71,16,360	71,16,360
111.	Zoological Park	...	4,43,836	4,43,836
112.	Public Gardens	1,00,000	...	1,00,000
800.	Other Expenditure	...	1,24,50,000	1,24,50,000
	Total-02	1,00,000	2,00,10,196	2,01,10,196
03.	Waste Land Development			
001.	Direction and Administration	30,00,627	46,23,313	76,23,940
101.	National Waste land Development Programme	...	8,78,98,000	8,78,98,000
	Total-03	30,00,627	9,25,21,313	9,55,21,940
	Total-2406	9,54,80,558	14,79,02,376	24,33,82,934
2408.	Food, Storage and Warehousing-			
01.	Food-			
001.	Direction and Administration	3,63,08,330	95,14,938	4,58,23,268
	Total-01	3,63,08,330	95,14,938	4,58,23,268
	Total-2408	3,63,08,330	95,14,938	4,58,23,268

STATEMENT NO.11-Contd.

(Figures in *italics* represent charged expenditure)

Actuals for 2000-2001

		Non-Plan Rs.	Plan Rs.	Total Rs.
EXPENDITURE HEADS (Revenue Account)-Contd.				
C. ECONOMIC SERVICES-Contd.				
(a) Agriculture and Allied Activities-Contd.				
2415. Agricultural Research and Education-				
01. Crop Husbandry-				
004.	Research	93,35,650	29,02,736	1,22,38,386
277.	Education	90,82,528	10,98,600	1,01,81,128
Total-01		184,18,178	40,01,336	2,24,19,514
02. Soil and Water Conservation-				
004.	Research	13,00,035	...	13,00,035
277.	Education	4,56,465	4,70,996	9,27,461
Total-02		17,56,500	4,70,996	22,27,496
03. Animal Husbandry-				
277.	Education	28,15,911	15,45,311	43,61,222
Total-03		28,15,911	15,45,311	43,61,222
06. Forestry -				
004.	Research	1,60,000	...	1,60,000
277.	Education	3,87,300	...	3,87,300
Total-06		5,47,300	...	5,47,300
Total-2415		2,35,37,889	60,17,643	2,95,55,532

STATEMENT NO.11-Contd.

(Figures in *italics* represent charged expenditure)

		Actuals for 2000-2001		
		Non-Plan Rs.	Plan Rs.	Total Rs.
EXPENDITURE HEADS (Revenue Account)-Contd.				
C.	ECONOMIC SERVICES-Contd.			
(a)	Agriculture and Allied Activities-Concl'd.			
2425.	Co-operation-			
001.	Direction and Administration	2,32,65,135	25,91,910	2,58,57,045
003.	Training	12,86,486	3,45,000	16,31,486
101.	Audit of Co-operatives	5,78,112	...	5,78,112
107.	Assistance to Credit Co-operatives	...	7,00,000	7,00,000
108.	Assistance to other Co-operatives	...	1,73,08,500	1,73,08,500
	Total-2425	2,51,29,733	2,09,45,410	4,60,75,143
	Total-C (a)	53,20,75,191	51,81,28,914	105,02,04,105
(b)	Rural Development-Special Programmes for Rural Development-Integrated Rural Development Programme-Other Expenditure			
2501.				
01.	Integrated Rural Development Programme-Other Expenditure	...	55,00,000	55,00,000
800.		...	55,00,000	55,00,000
	Total-01	...	55,00,000	55,00,000
04.	Integrated Rural Energy Planning Programme Project Implementation			
105.		...	39,97,640	39,97,640
	Total-04	...	39,97,640	39,97,640
	Total-2501	...	94,97,640	94,97,640
2505.	Rural Employment Other Programmes Other Expenditure			
60.		...	1,55,00,000	1,55,00,000
800.		...	1,55,00,000	1,55,00,000
	Total-60	...	1,55,00,000	1,55,00,000
	Total-2505	...	1,55,00,000	1,55,00,000

STATEMENT NO.11-Contd.

(Figures in *italics* represent charged expenditure)

Actuals for 2000-2001

EXPENDITURE HEADS (Revenue Account)-Contd.		Non-Plan Rs.	Plan Rs.	Total Rs.
C. ECONOMIC SERVICES-Contd.				
(b) Rural Development-Concl'd.				
2515.	Other Rural Development Programmes-			
003.	Training	...	64,02,228	64,02,228
102.	Community Development	3,36,58,967	4,41,79,891	7,78,38,858
800.	Other Expenditure	4,80,000	12,98,08,390	13,02,88,390
Total-2515		3,41,38,967	18,03,90,509	21,45,29,476
Total-C(b)		3,41,38,967	20,53,88,149	23,95,27,116
(c) Special Areas Programmes.				
2552.	North Eastern Area			
01.	Crop Husbandary			
103.	Seeds	10,31,702	...	10,31,702
108.	Commercial Crops	5,40,000	...	5,40,000
109.	Extension and Training	...	20,00,000	20,00,000
119.	Horiculture and Vegetable Crops	15,87,445	...	15,87,445
Total-01		31,59,147	20,00,000	51,59,147
02.	Soil and Water Conservation			
101.	Soil Survey and Testing	27,06,675	...	27,06,675
102.	Soil Conservation	7,80,492	...	7,80,492
Total-02		34,87,167	...	34,87,167
03.	Animal Husbandary			
102.	Cattle and Buffalo Development	13,96,640	...	13,96,640
103.	Regional Broiler Chick Production	1,76,834	6,750	1,83,584
Total-03		15,73,474	6,750	1,83,584
04.	Sericulture			
107.	Sericulture Industries	63,04,081	...	63,04,081
Total-04		63,04,081	...	63,04,081

STATEMENT NO.11-Contd.

(Figures in *italics* represent charged expenditure)

Actuals for 2000-2001

		Non-Plan Rs.	Plan Rs.	Total Rs.
EXPENDITURE HEADS (Revenue Account)-Contd.				
C.	ECONOMIC SERVICES-Contd.			
(c)	Special Areas Programmes Concl'd.			
2552.	North Eastern Areas Concl'd.			
05.	Fisheries			
101.	Inland Fisheries	12,29,485	...	12,29,485
	Total-05	12,29,485	...	12,29,485
06.	Survey & Statistics			
102.	Mineral Exploration
	Total-06
	Total-2552	1,57,53,354	20,06,750	1,77,60,104
2575.	Other Receipts-			
03.	Tribal Areas			
800.	Other Expenditure	...	8,14,05,487	8,14,05,487
	Total-03	...	8,14,05,487	8,14,05,487
	Total-2575	...	8,14,05,487	8,14,05,487
	Total-C (c)	1,57,53,354	8,34,12,237	9,91,65,591

STATEMENT NO.11-Contd.

(Figures in *italics* represent charged expenditure)

Actuals for 2000-2001

		Non-Plan Rs.	Plan Rs.	Total Rs.
EXPENDITURE HEADS (Revenue Account)-Contd.				
C.	ECONOMIC SERVICES- Contd.			
(d)	Irrigation and Flood Control-			
2702.	Minor Irrigation-			
02.	Ground Water-			
005.	Investigation	48,35,709	...	48,35,709
	Total-02	48,35,709	...	48,35,709
80.	General-			
001.	Direction and			
	Administration	1,36,82,460	70,68,467	2,07,50,927
800.	Other Expenditure	2,49,10,966	7,78,19,816	10,27,30,782
	Total-80	3,85,93,426	8,48,88,283	12,34,81,709
	Total-2702	4,34,29,135	8,48,88,283	12,83,17,418
	Total-C(d)	4,34,29,135	8,48,88,283	12,83,17,418
(e)	Energy-			
2801.	Power-			
01.	Hydel Generation-			
001.	Direction and			
	Administration	1,14,44,099	...	1,14,44,099
800.	Other Expenditure	20,00,000	...	20,00,000
	Total-01	1,34,44,099	...	1,34,44,099

STATEMENT NO.11-Contd.

(Figures in *italics* represent charged expenditure)

Actuals for 1999-2000

EXPENDITURE HEADS (Revenue Account)-Contd.		Non-Plan Rs.	Plan Rs.	Total Rs.
C.	ECONOMIC SERVICES-Contd.			
(e)	Energy-Contd.			
2801.	Power- Concl.			
02.	Thermal Power Generation-			
101.	Purchase of Power	35,99,99,426	...	65,99,99,426
	Total-02	35,99,99,426	...	65,99,99,426
04.	Diesel/Gas Power Generation-			
800.	Other Expenditure	11,00,000	...	11,00,000
	Total-04	11,00,000	...	11,00,000
05.	Transmission and Distribution-			
001.	Direction and Administration	14,82,65,428	...	14,82,65,428
052.	Machinery and Equipment	(-) <i>10,17,977</i> *	...	(-) <i>10,17,977</i>
799.	Suspense	23,17,788	...	23,17,788
800.	Other Expenditure	<i>5,45,45,267</i>	...	<i>5,45,45,267</i>
	Total-05	20,41,10,506	...	20,41,10,506
	Total-2801	57,86,54,031	...	57,86,54,031

* The Minus expenditure is due to more recoveries than the actual expenditure.

STATEMENT NO.11-Contd.

(Figures in *italics* represent charged expenditure)

Actuals for 2000-2001

		Non-Plan Rs.	Plan Rs.	Total Rs.
EXPENDITURE HEADS (Revenue Account)-Contd.				
C.	ECONOMIC SERVICES-Contd.			
(e)	Energy-Concltd.			
2810.	Non-Conventional Source of Energy.			
01.	Bio-Energy.			
101.	NPBD	...	9,00,000	9,00,000
102.	Community & Institution Bio-gas Development	...	10,00,000	10,00,000
	Total-01	...	19,00,000	19,00,000
02.	Solar			
101.	STEP	...	14,00,000	14,00,000
800.	Other Expenditure	...	8,67,600	8,67,600
	Total-02	...	22,67,600	22,67,600
60.	Chullah			
101.	Chullah (NPIC)	...	5,00,000	5,00,000
	Total-2810	...	46,67,600	46,67,600
	Total-C(e)	57,86,54,031	46,67,600	58,33,21,631

STATEMENT NO.11-Contd.

(Figures in *italics* represent charged expenditure)

Actuals for 2000-2001

		Non-Plan Rs.	Plan Rs.	Total Rs.
EXPENDITURE HEADS (Revenue Account)-Contd.				
C. ECONOMIC SERVICES-Contd.				
(f) Industry and Minerals- 2851. Village and Small Industries-				
001.	Direction and Administration	2,55,66,828	1,26,35,537	3,82,02,365
101.	Industrial Estates	3,88,000	...	3,88,000
102.	Small Scale Industries	13,24,000	2,83,100	16,07,100
103.	Handloom Industries	3,97,000	3,36,10,000	3,40,07,000
104.	Handicraft Industries	16,80,000	...	16,80,000
105.	Khadi and Village Industries	2,37,16,347	40,00,000	2,77,16,347
107.	Sericulture Industries	84,05,690	41,08,692	1,25,14,382
200.	Other Village Industries	52,66,000	27,31,000	79,97,000
800.	Other Expenditure	2,27,56,916	9,90,57,000	12,18,13,916
Total-2851		8,95,00,781	15,64,25,329	24,59,26,110

STATEMENT NO.11-Contd.

(Figures in *italics* represent charged expenditure)

		Actuals for 2000-2001		
		Non-Plan Rs.	Plan Rs.	Total Rs.
EXPENDITURE HEADS (Revenue Account)-Contd.				
C. ECONOMIC SERVICES-Contd.				
(f) Industry and Minerals-Concl.				
2853.	Non-ferrous Mining and Metallurgical Industries-			
02.	Regulation and Development of Mines-			
001.	Direction and Administration	85,88,919	14,02,422	99,91,341
101.	Survey and Mapping	1,12,47,594	22,99,300.	1,35,46,894
102.	Mineral Exploration	1,07,06,598	42,99,246	1,50,05,844
	Total-02	3,05,43,111	80,00,968	3,85,44,079
	Total-2853	3,05,43,111	80,00,968	3,85,44,079
	Total-C (f)	12,00,43,892	16,44,26,297	28,44,70,189

STATEMENT NO.11-Contd.

(Figures in *italics* represent charged expenditure)

		Actuals for 2000-2001		
		Non-Plan Rs.	Plan Rs.	Total Rs.
EXPENDITURE HEADS (Revenue Account)-Contd.				
C.	ECONOMIC SERVICES-Contd.			
(g).	Transport-			
3054.	Roads and Bridges-			
01.	National Highways-			
800.	Other Expenditure
	Total-01
03.	State Highways-			
800.	Other Expenditure	1,07,84,820	...	1,07,84,820
	Total-03	1,07,84,820	...	1,07,84,820
04.	District and Other			
	Roads-			
800.	Other Expenditure	14,16,65,821	...	14,16,65,821
	Total-04	14,16,65,821	...	14,16,65,821
06.	Central Road Funds			
800.	Other Expenditure	39,24,044	...	39,24,044
	Total-06	39,24,044	...	39,24,044
80.	General-			
001.	Direction and			
	Administration	21,115	...	21,115
	Total-80	21,115	...	21,115
	Total-3054	15,63,95,800	...	15,63,95,800
3055.	Road Transport-			
001.	Direction and			
	Administration	94,67,953	21,10,000	1,15,77,953
800.	Other Expenditure	13,12,85,089	48,76,890	13,61,61,979
	Total-3055	14,07,53,042	69,86,890	14,77,39,932
	Total-C (g)	29,71,48,842	69,86,890	30,41,35,732

STATEMENT NO.11-Contd.

(Figures in *italics* represent charged expenditure)

		Actuals for 2000-2001		
		Non-Plan Rs.	Plan Rs.	Total Rs.
EXPENDITURE HEADS (Revenue Account)-Contd.				
C.	ECONOMIC SERVICES-Contd.			
(i)	Science, Technology and Environment-			
3425.	Other Scientific Research- Others-			
60.	Research and Development	...	29,98,160	29,98,160
004.	Other Expenditure	2,43,446	15,76,825	18,20,271
800.				
	Total-60	2,43,446	45,74,985	48,18,431
	Total-3425	2,43,446	45,74,985	48,18,431
	Total-C (i)	2,43,446	45,74,985	48,18,431
(j)	General Economic Services-			
3451.	Secretariat-Economic Services-			
090.	Secretariat	2,91,49,928	...	2,91,49,928
092.	Other Offices	27,33,756	53,56,727	80,90,483
101.	Planning Commission- Planning Board	54,08,606	1,29,82,043	1,83,90,649
102.	District Planning Machinery	...	87,06,309	87,06,309
800.	Other Expenditure	...	30,00,09,000	30,00,09,000
	Total-3451	3,72,92,290	32,70,54,079	36,43,46,369
3452.	Tourism-			
01.	Tourist Infrastructure			
102.	Tourist Accommodation	3,07,000	5,00,000	8,07,000
	Total-01	3,07,000	5,00,000	8,07,000
80.	General			
001.	Direction and Administration	56,35,480	62,03,000	1,18,38,480
104.	Promotion and Publicity	1,78,000	1,10,30,000	1,12,08,000
	Total-80	58,13,480	1,72,33,000	2,30,46,480
	Total-3452	61,20,480	1,77,33,000	2,38,53,480

STATEMENT NO.11-Contd.

(Figures in *italics* represent charged expenditure)

		Actuals for 2000-2001		
		Non-Plan Rs.	Plan Rs.	Total Rs.
EXPENDITURE HEADS (Revenue Account)-Concl'd.				
C.	ECONOMIC SERVICES-Concl'd.			
(j)	General Economic Services-Concl'd.			
3454.	Census, Surveys and Statistics-			
01.	Economic Census Central Plan Schemes-			
800.	Other Expenditure	93,24,000	13,08,038	1,06,32,038
	Total-01	93,24,000	13,08,038	1,06,32,038
02.	Surveys and Statistics-			
110.	Gazetteers' and Statistical Memoirs	21,57,950	...	21,57,950
111.	Vital Statistics	3,50,92,295	1,38,39,244	4,89,31,539
	Total-02	3,72,50,245	1,38,39,244	5,10,89,489
	Total-3454	4,65,74,245	1,51,47,282	6,17,21,527
3475.	Other General Economic Services-			
106.	Regulation of Weights and Measures	1,01,59,585	16,71,150	1,18,30,735
800.	Other Expenditure	3,00,000	14,99,440	17,99,440
	Total-3475	1,04,59,585	31,70,590	1,36,30,175
	Total- (j)	10,04,46,600	36,31,04,951	46,35,51,551
	Total-C. ECONOMIC SERVICES	172,19,33,458	143,55,78,306	3,15,75,11,764
	Total-EXPENDITURE HEADS (Revenue Account)	<i>181,23,77,189</i>		
		877,99,54,942	231,00,10,924	12,90,23,43,055

STATEMENT NO.11-Contd.

(Figures in *italics* represent charged expenditure)

		Actuals for 2000-2001		
		Non-Plan Rs.	Plan Rs.	Total Rs.
EXPENDITURE HEADS (Capital Account)				
A.	CAPITAL ACCOUNT OF GENERAL SERVICES-			
4059.	Capital Outlay on Public Works	...	28,51,17,044	28,51,17,044
	Total-4059	...	28,51,17,044	28,51,17,044
	Total-A. Capital Account of General Services	...	28,51,17,044	28,51,17,044
B.	CAPITAL ACCOUNT OF SOCIAL SERVICES-			
(a)	Capital Account of Education, Sports, Art and Culture-			
4202.	Capital Outlay on Education, Sports, Art and Culture	...	10,05,62,225	10,05,62,225
	Total-(a) Capital Account of Education, Sports, Art and Culture	...	10,05,62,225	10,05,62,225
(b)	Capital Account of Health and Family Welfare-			
4210.	Capital Outlay on Medical and Public Health	...	12,93,50,000	12,93,50,000
	Total-(b) Capital Account of Health and Family Welfare	...	12,93,50,000	12,93,50,000

STATEMENT NO.11-Contd.

(Figures in *italics* represent charged expenditure)

Actuals for 2000-2001

	Non-Plan Rs.	Plan Rs.	Total Rs.
EXPENDITURE HEADS (Capital Account)-Contd.			
B. CAPITAL ACCOUNT OF SOCIAL SERVICES- Contd.			
(c) Capital Account of Water Supply, Sanitation, Housing and Urban Development-			
4215. Capital Outlay on Water Supply and Sanitation	...	41,89,78,499	41,89,78,499
4216. Capital Outlay on Housing	...	10,58,48,113	10,58,48,113
4217. Capital Outlay on Urban Development	...	3,35,77,017	3,35,77,017
Total-(c) Capital Account of Water Supply, Sanitation, Housing and Urban Development	...	55,84,03,629	55,84,03,629

STATEMENT NO.11-Contd.

(Figures in *italics* represent charged expenditure)

Actuals for 2000-2001

		Non-Plan Rs.	Plan Rs.	Total Rs.
EXPENDITURE HEADS (Capital Account)-Contd.				
B.	CAPITAL ACCOUNT OF SOCIAL SERVICES- Concl.			
(d)	Capital Account of Information and Publicity			
4220.	Capital Outlay on Information and Publicity
	Total(d) Capital Account of Information and Broadcasting
(g)	Capital Account of Social Welfare and Nutrition			
4235.	Capital Outlay on Social Security and Welfare	...	68,00,000	68,00,000
	Total(g)-Capital Account of Social Welfare and Nutrition	...	68,00,000	68,00,000
(h)	Capital Account of other Social Services			
4250.	Capital Outlay on Other Social services.	1,18,64,000	32,00,000	1,50,64,000
	Total-B. Capital Account of Social Services	1,18,64,000	79,83,15,854	81,01,79,854

STATEMENT NO.11-Contd.

(Figures in *italics* represent charged expenditure)

Actuals for 2000-2001

		Non-Plan Rs.	Plan Rs.	Total Rs.
EXPENDITURE HEADS (Capital Account)-Contd.				
C.	CAPITAL ACCOUNT OF ECONOMIC SERVICES-			
(a)	Capital Account of Agriculture and Allied Activities-			
4401.	Capital Outlay on Crop Husbandry	...	8,31,45,000	8,31,45,000
4403.	Capital Outlay on Animal Husbandary	19,35,551	70,59,688	89,95,239
4404.	Capital Outlay on Diary Development
4405.	Capital Outlay on Fisheries	...	13,99,100	13,99,100
4406.	Capital Outlay on Forest and Wild Life	...	89,25,000	89,25,000
4408.	Capital Outlay on Food Storage and Warehousing	7,16,67,769	17,89,892	7,34,57,661
4425.	Capital Outlay on Co-operation	...	2,69,07,400	2,69,07,400
Total-(a) Capital Account of Agriculture and Allied Activities		7,36,03,320	12,92,26,080	20,28,29,400

STATEMENT NO.11-Contd.

(Figures in *italics* represent charged expenditure)

		Actuals for 2000-2001		
		Non-Plan Rs.	Plan Rs.	Total Rs.
EXPENDITURE HEADS (Capital Account)-Contd.				
C.	CAPITAL ACCOUNT OF ECONOMIC SERVICES- Contd.			
(b)	Capital Account of Rural Development			
4515.	Capital Outlay on Other Rural Development Programmes	...	12,57,000	12,57,000
	Total-(b) Capital Account of Rural Development	...	12,57,000	12,57,000
(c)	Capital Account of Special Areas Programme-			
4552.	Capital Outlay on North Eastern Areas	...	13,66,17,438	13,66,17,438
	Total-(c) Capital Account of Special Areas Programme	...	13,66,17,438	13,66,17,438
(e)	Capital Account of Energy-			
4801.	Capital Outlay on Power Projects	...	52,80,34,297	52,80,34,297
	Total-(e) Capital Account of Energy	...	52,80,34,297	52,80,34,297

STATEMENT NO.11-Contd.

(Figures in *italics* represent charged expenditure)

		Actuals for 2000-2001		
		Non-Plan Rs.	Plan Rs.	Total Rs.
EXPENDITURE HEADS (Capital Account)-Contd.				
C.	CAPITAL ACCOUNT OF ECONOMIC SERVICES-Contd.			
(f)	Capital Account of Industry and Minerals-			
4851.	Capital Outlay on Village and Small Industries	...	26,00,000	26,00,000
4853.	Capital Outlay on Non-Ferrous Mining and Metallurgical Industries	...	1,79,00,000	1,79,00,000
4859.	Capital Outlay on Telecommunication and Electronic Industries	...	3,60,000	3,60,000
4860.	Capital Outlay on Consumer Industries	...	7,06,26,000	7,06,26,000
	Total-(f) Capital Account of Industry and Minerals	...	9,14,86,000	9,14,86,000
(g)	Capital Account of Transport-			
5054.	Capital Outlay on Roads and Bridges	...	16,85,38,258	16,85,38,258
5055.	Capital Outlay on Road Transport	...	1,96,51,998	1,96,51,998
	Total-(g) Capital Account of Transport	...	18,81,90,256	18,81,90,256

STATEMENT NO.11-Concl.

(Figures in *italics* represent charged expenditure)

Actuals for 2000-2001

	Non-Plan Rs.	Plan Rs.	Total Rs.
EXPENDITURE HEADS (Capital Account)-Concl.			
C. CAPITAL ACCOUNT OF ECONOMIC SERVICES-Concl.			
(J) Capital Account of General Economic Services			
5475. Capital Outlay on General Economic Services	...	2,60,000	2,60,000
Total(j) Capital Account of General Economic Services	...	2,60,000	2,60,000
Total-C. Capital Account of General Economic Services.	7,36,03,320	1,07,50,71,070	1,14,86,74,390
Total- EXPENDITURE HEADS (Capital Account)-	8,54,67,320	215,85,03,968	224,39,71,288
GRAND TOTAL	<i>181,23,77,189</i> 886,54,22,262	446,85,14,892	15,14,63,14,343

STATEMENT NO.12- DETAILED STATEMENT OF CAPITAL EXPENDITURE DURING AND TO END OF 2000-2001

Head	Expenditure during 2000-2001			Expenditure to the end of 2000-2001
	Non-Plan Rs.	Plan Rs.	Total Rs.	Rs.
A. Capital Account of General Services-				
4058. Capital Outlay on Stationery and Printing-				
103. Government presses	23,30,000
Total - 4058	23,30,000
4059. Capital Outlay on Public Works-				
01. Office Buildings -				
001. Direction and Administration	15,61,296
101. Construction - General Pool	...	1,69,45,426	1,69,45,426	5,06,15,226
800. Other Expenditure	1,71,69,195
Total - 01	...	1,69,45,426	1,69,45,426	6,93,45,717
60. Other Buildings -				
051. Construction	...	19,15,42,000	19,15,42,000	42,43,71,577
Total - 60	...	19,15,42,000	19,15,42,000	42,43,71,577
80. General -				
001. Direction and Administration	89,363
051. Construction	...	7,66,29,618	7,66,29,618	1,42,09,14,880
201. Acquisition of Land	61,26,882
Total - 80	...	7,66,29,618	7,66,29,618	1,42,71,31,125
Total - 4059	...	28,51,17,044	28,51,17,044	1,92,08,48,419
Total - A Capital Account of General Services	...	28,51,17,044	28,51,17,044	1,92,31,78,419

STATEMENT NO.12-Contd.

Head	Expenditure during 2000-2001			Expenditure to the end of 2000-2001
	Non-Plan Rs.	Plan Rs.	Total Rs.	Rs.
B. Capital Account of Social Services-				
(a) Capital Account of Education, Sports, Art and Culture-				
4202. Capital Outlay on Education, Sports, Art and Culture-				
01. General Education-				
201. Elementary Education	...	8,03,49,225	8,03,49,225	26,52,81,567
202. Secondary Education	11,19,94,899
203. University and Higher Education	5,17,90,986
204. Adult Education	10,30,943
800. Other Expenditure	7,65,15,949
Total-01	...	8,03,49,225	8,03,49,225	50,66,14,344
02. Technical Education-				
103. Technical Schools	2,91,94,652
800. Other Expenditure	1,18,26,034
Total-02	4,10,20,686

STATEMENT NO.12-Contd.

Head	Expenditure during 2000-2001			Expenditure to the end of 2000-2001
	Non-Plan Rs.	Plan Rs.	Total Rs.	Rs.
B. Capital Account of Social Services-Contd.				
(a) Capital Account of Education, Sports, Art and Culture-Concl.				
4202. Capital Outlay on Education, Sports, Art and Culture-Concl.				
03. Sports and Youth Services-				
800. Sports Stadia- Other Expenditure	...	1,62,13,000	1,62,13,000	25,49,94,772
Total-03	...	1,62,13,000	1,62,13,000	25,49,94,772
04. Art and Culture-				
800. Other Expenditure	...	40,00,000	40,00,000	2,15,16,318
Total-04	...	40,00,000	40,00,000	2,15,16,318
Total-4202	...	10,05,62,225	10,05,62,225	82,41,46,120
Total- (a) Capital Account of Education, Sports, Art and Culture	...	10,05,62,225	10,05,62,225	82,41,46,120

STATEMENT NO.12-Contd.

Head	Expenditure during 2000-2001			Expenditure to the end of 2000-2001
	Non-Plan Rs.	Plan Rs.	Total Rs.	Rs.
B. Capital Account of Social Services-Contd.				
(b) Capital Account of Health and Family Welfare-				
4210. Capital Outlay on Medical and Public Health-				
01. Urban Health Services-				
001. Direction and Administration	34,95,636
104. Medical Stores Depot	...	43,97,860	43,97,860	1,87,66,721
110. Hospital and Dispensaries	...	8,03,62,998	8,03,62,998	36,30,74,413
800. Other Expenditure	...	1,97,78,686	1,97,78,686	53,74,29,692
Total-01	...	10,45,39,544	10,45,39,544	92,27,66,462
02. Rural Health Services-				
101. Health Sub-Centres	...	46,59,355	46,59,355	2,09,86,081
102. Subsidiary Health Centres	...	25,63,506	25,63,506	6,22,42,727
103. Primary Health Centres	...	1,75,87,595	1,75,87,595	5,37,35,514
104. Community Health Centres	23,70,000
800. Other Expenditure	4,85,20,243
Total-02	...	2,48,10,456	2,48,10,456	18,78,54,565
04. Public Health-				
101. Prevention and Control of Diseases	21,44,165
200. Other Programmes	1,71,61,569
Total-04	1,93,05,734
Total-4210	...	12,93,50,000	12,93,50,000	1,12,99,26,761

STATEMENT NO.12-Contd.

Head	Expenditure during 2000-2001			Expenditure to the end of 2000-2001 Rs.
	Non-Plan Rs.	Plan Rs.	Total Rs.	
B. Capital Account of Social Services-Contd.				
(b) Capital Account of Health and Family Welfare-Concl'd.				
4211. Capital Outlay on Family Welfare-				
101. Rural Family Welfare Service	16,28,000
106. Services and Supplies	1,03,61,021
800. Other Expenditure	57,60,656
Total-4211	1,77,49,677
Total -(b) Capital Account of Health and Family Welfare	...	12,93,50,000	12,93,50,000	1,14,76,76,438
(c) Capital Account of Water Supply, Sanitation, Housing and Urban Development-				
4215. Capital Outlay on Water Supply and Sanitation-				
01. Water Supply-				
010. Minimum Needs Programme	15,74,024
101. Urban Water Supply	28,79,41,128
102. Rural Water Supply	61,62,81,123
800. Other Expenditure	...	41,43,48,499	41,43,48,499	1,52,11,77,078
Total-01	...	41,43,48,499	41,43,48,499	2,42,69,73,353
02. Sewerage and Sanitation-				
101. Urban Sanitation Services	...	46,30,000	46,30,000	5,67,47,665
102. Rural Sanitation Services	65,25,477

STATEMENT NO.12-Contd.

Head	Expenditure during 2000-2001			Expenditure to the end of 2000-2001 Rs.
	Non-Plan Rs.	Plan Rs.	Total Rs.	
B. Capital Account of Social Services-Contd.				
(c) Capital Account of Water Supply, Sanitation, Housing and Urban Development-Contd.				
4215. Capital Outlay on Water Supply and Sanitation-Concltd.				
02. Sewerage and Sanitation-Concltd.				
800. Other Expenditure	10,97,82,220
Total-02	...	46,30,000	46,30,000	17,30,55,362
Total-4215	...	41,89,78,499	41,89,78,499	2,60,00,28,715
4216. Capital Outlay on Housing-				
01. Government Residential Buildings-				
101. Jail Housing	...	5,92,780	5,92,780	2,59,97,330
106. General Pool Accommodation	...	3,79,88,649	3,79,88,649	77,35,73,717
107. Police Housing	...	6,71,66,684	6,71,66,684	46,61,05,525
700. Other Housing	...	1,00,000	1,00,000	2,92,90,420
800. Other Expenditure	11,14,05,103
Total-01	...	10,58,48,113	10,58,48,113	1,40,63,72,095
Total-4216	...	10,58,48,113	10,58,48,113	1,40,63,72,095

STATEMENT NO.12-Contd.

Head	Expenditure during 2000-2001			Expenditure to the end of 2000-2001 Rs.
	Non-Plan Rs.	Plan Rs.	Total Rs.	
B. Capital Account of Social Services-Contd.				
(c) Capital Account of Water Supply, Sanitation, Housing and Urban Development-Concl'd.				
4217. Capital Outlay on Urban Development-				
01. State Capital Development-				
050. Land	...	25,000	25,000	8,41,58,399
800. Other Expenditure	1,03,85,574
Total-01	...	25,000	25,000	9,45,43,973
03. Integrated Development of Small and Medium Towns-				
800. Other Expenditure	...	43,12,628	43,12,628	11,20,76,716
Total-03	...	43,12,628	43,12,628	11,20,76,716
60. Other Urban Development Schemes-				
051. Construction	...	2,92,39,389	2,92,39,389	32,29,50,907
Total-60	...	2,92,39,389	2,92,39,389	32,29,50,907
Total-4217	...	3,35,77,017	3,35,77,017	52,95,71,596
Total-(c) Capital Account of Water Supply, Sanitation, Housing and Urban Development	...	55,84,03,629	55,84,03,629	4,53,59,72,406

STATEMENT NO.12-Contd.

Head	Expenditure during 2000-2001			Expenditure to the end of 2000-2001 Rs.
	Non-Plan Rs.	Plan Rs.	Total Rs.	
B. Capital Account of Social Services-Contd.				
(d) Capital Account of Information and Broadcasting-				
4220. Capital Outlay on Information and Publicity-				
60. Others-				
800. Other Expenditure	1,38,84,087
Total-60	1,38,84,087
Total-4220	1,38,84,087
Total-(d) Capital Account of Information and Broadcasting	1,38,84,087
(g) Capital Account of Social Welfare and Nutrition-				
4235. Capital Outlay on Social Security and Welfare-				
02. Social Welfare-				
800. Other Expenditure	...	68,00,000	68,00,000	6,83,85,406
Total-02	...	68,00,000	68,00,000	6,83,85,406
60. Other Social Security and Welfare Programmes-				
800. Other Expenditure	43,04,757
Total-60	43,04,757
Total-4235	...	68,00,000	68,00,000	7,26,90,163
Total-(g) Capital Account of Social Welfare and Nutrition	...	68,00,000	68,00,000	7,26,90,163

STATEMENT NO.12-Contd.

Head	Expenditure during 2000-2001			Expenditure to the end of 2000-2001 Rs.
	Non-Plan Rs.	Plan Rs.	Total Rs.	
B. Capital Account of Social Services-Concl'd.				
(h) Capital Account of Other Social Services-				
4250. Capital Outlay on Other Social Services-				
201. Labour	1,18,64,000	32,00,000	1,50,64,000	2,38,43,876
203. Employment	1,08,61,086
Total-4250	1,18,64,000	32,00,000	1,50,64,000	3,47,04,962
Total-(h) Capital Account of Other Social Services	1,18,64,000	32,00,000	1,50,64,000	3,47,04,962
Total-B. Capital Account of Social Services	1,18,64,000	79,83,15,854	81,01,79,854	6,62,90,74,176
C. Capital Account of Economic Services-				
(a) Capital Account of Agriculture and Allied Activities-				
4401. Capital Outlay on Crop Husbandry-				
001. Direction and Administration	1,22,69,714
103. Seeds	37,49,105
104. Agricultural Farms	7,689
105. Manures and Fertilizers	3,26,721
107. Plant Protection	7,96,143
108. Commercial Crops	36,48,520
113. Agricultural Engineering	28,86,867
119. Horticulture and Vegetable Crops	93,04,913
800. Other Expenditure	...	8,31,45,000	8,31,45,000	22,82,39,507
Total-4401	...	8,31,45,000	8,31,45,000	26,12,29,179

STATEMENT NO.12-Contd.

Head	Expenditure during 2000-2001			Expenditure to the end of 2000-2001
	Non-Plan Rs.	Plan Rs.	Total Rs.	Rs.
C. Capital Account of Economic Services-Contd.				
(a) Capital Account of Agriculture and Allied Activities-Contd.				
4402. Capital Outlay on Water Conservation-				
800. Other Expenditure	48,55,341
Total 4402	48,55,341
4403. Capital Outlay on Animal Husbandry-				
001. Direction and Administration	19,35,551	70,59,688	89,95,239	2,34,05,890
101. Veterinary Services and Animal Health	1,18,65,191
102. Cattle and Buffalo Development	38,12,870
103. Poultry Development	12,31,845
105. Piggery Development	23,65,619
107. Fodder and Feed Development	5,58,691
109. Extension and Training	8,10,670
800. Other Expenditure	1,71,14,349
Total-4403	19,35,551	70,59,688	89,95,239	6,11,65,125
4404. Capital Outlay on Dairy Development-				
101. Dairy Development	59,48,256
Total-4404	59,48,256

STATEMENT NO.12-Contd.

Head	Expenditure during 2000-2001			Expenditure to the end of 2000-2001
	Non-Plan Rs.	Plan Rs.	Total Rs.	Rs.
C. Capital Account of Economic Services-Contd.				
(a) Capital Account of Agriculture and Allied Activities-Contd.				
4405. Capital Outlay on Fisheries-				
001. Direction and Administration	...	13,99,100	13,99,100	1,86,10,850
101. Inland Fisheries	32,49,846
800. Other Expenditure	13,24,754
Total-4405	...	13,99,100	13,99,100	2,31,85,450
4406 Capital Outlay on Forestry and Wildlife				
01 Forestry				
070. Communication and Buildings	...	89,25,000	89,25,000	89,25,000
Total-01	...	89,25,000	89,25,000	89,25,000
Total-4406	...	89,25,000	89,25,000	89,25,000
4408. Capital Outlay on Food Storage and Warehousing-				
01. Food-				
101. Procurement and Supply	7,16,67,769	17,89,892	7,34,57,661	25,80,78,017
800. Other Expenditure	2,86,69,936
Total-01	7,16,67,769	17,89,892	7,34,57,661	28,67,47,953
02. Storage and Warehousing-				
002. Storage and Warehousing	6,70,000
800. Other Expenditure	5,62,99,896
Total-02	5,69,69,896
Total-4408	716,67,769	17,89,892	7,34,57,661	34,37,17,849

STATEMENT NO.12-Contd.

Head	Expenditure during 2000-2001			Expenditure to the end of 2000-2001
	Non-Plan Rs.	Plan Rs.	Total Rs.	Rs.
C. Capital Account of Economic Services-Contd.				
(a) Capital Account of Agriculture and Allied Activities-Concl.				
4415. Capital Outlay on Agricultural Research and Education-				
01. Crop Husbandry-				
004. Research	52,00,580
277. Education	1,55,03,934
Total-01	2,07,04,514
Total-4415	2,07,04,514
4425. Capital Outlay on Co-operation-				
001. Direction and Administration	23,82,829
107. Investment in Credit Co-operatives	1,47,36,715
108. Investment in other Co-operatives	...	2,69,07,400	2,69,07,400	17,10,47,379
800. Other Expenditure	23,43,230
Total-4425	...	2,69,07,400	2,69,07,400	19,05,10,153
Total-(a) Capital Account of Agriculture and Allied Activities	7,36,03,320	12,92,26,080	20,28,29,400	92,02,40,867

STATEMENT NO.12-Contd.

Head	Expenditure during 2000-2001			Expenditure to the end of 2000-2001
	Non-Plan Rs.	Plan Rs.	Total Rs.	Rs.
C. Capital Account of Economic Services- Contd.				
(b) Capital Account of Rural Development.-				
4515. Capital Outlay on other Rural Development Programmes-				
103. Rural Development	...	12,57,000	12,57,000	1,37,35,000
Total-4515	...	12,57,000	12,57,000	1,37,35,000
Total (b) Capital Account of Rural Development	...	12,57,000	12,57,000	1,37,35,000
(c) Capital Account of Special Area Programmes-				
4552. Capital Outlay on North Eastern Areas-				
01. Hydel Generation-				
800. Other Expenditure	9,58,76,406
Total-01	9,58,76,406
03. Animal Husbandry-				
800. Other Expenditure	26,34,496
Total-03	26,34,496
04. District and other Roads-				
800. Other Expenditure	...	12,12,17,438	12,12,17,438	55,52,96,845
Total-04	...	12,12,17,438	12,12,17,438	55,52,96,845
05. Transport-				
800. Other Expenditure	...	1,54,00,000	1,54,00,000	2,04,00,000
Total-05	...	1,54,00,000	1,54,00,000	2,04,00,000

STATEMENT NO.12-Contd.

Head	Expenditure during 2000-2001			Expenditure to the end of 2000-2001
	Non-Plan Rs.	Plan Rs.	Total Rs.	Rs.
C. Capital Account of Economic Services-Contd.				
(c) Capital Account of Special Area Programmes conclud.				
60. General-				
277. Education	45,65,632
800. Other Expenditure	35,11,23,147
Total-60	35,56,88,779
Total-4552	...	13,66,17,438	13,66,17,438	1,02,98,96,526
Total-(c) Capital Account of Special Areas Programme	...	13,66,17,438	13,66,17,438	1,02,98,96,526
(d) Capital Account of Irrigation and Flood Control-				
4702. Capital Outlay on Minor Irrigation-				
001. Direction and Administration	26,26,202
102. Ground Water	1,20,54,812
800. Other Expenditure	40,54,232
Total-4702	1,87,35,246
Total-(d) Capital Account of Irrigation and Flood Control	1,87,35,246

STATEMENT NO.12-Contd.

Head	Expenditure during 2000-2001			Expenditure to the end of 2000-2001 Rs.
	Non-Plan Rs.	Plan Rs.	Total Rs.	
C. Capital Account of Economic Services-Contd.				
(e) Capital Account of Energy-				
4801. Capital Outlay on Power Projects-				
01. Hydel Generation-				
800. Other Expenditure	...	5,28,02,350	5,28,02,350	1,31,72,16,170
Total-01	...	5,28,02,350	5,28,02,350	1,31,72,16,170
04. Diesel/Gas Power Generation-				
800. Other Expenditure	64,62,500
Total-04	64,62,500
05. Transmission and Distribution-				
001. Direction and Administration	...	8,00,040	8,00,040	3,94,37,604
800. Other Expenditure	...	9,79,26,214	9,79,26,214	87,25,99,061
Total-05	...	9,87,26,254	9,87,26,254	91,20,36,665
06. Rural Electrification-				
800. Other Expenditure	...	37,65,05,693	37,65,05,693	1,80,25,06,430
Total-06	...	37,65,05,693	37,65,05,693	1,80,25,06,430
Total-4801	...	52,80,34,297	52,80,34,297	4,03,82,21,765
Total-(e) Capital Account of Energy	...	52,80,34,297	52,80,34,297	4,03,82,21,765

STATEMENT NO.12-Contd.

Head	Expenditure during 2000-2001			Expenditure to the end of 2000-2001
	Non-Plan Rs.	Plan Rs.	Total Rs.	Rs.
C. Capital Account of Economic Services-Contd.				
(f) Capital Account of Industry and Minerals-				
4851. Capital Outlay on Village and Small Industries-				
101. Industrial Estates	9,77,242
102. Small Scale Industries	3,29,186
104. Handicraft Industries	9,49,563
107. Sericulture Industries	...	26,00,000	26,00,000	1,31,56,833
200. Other Village Industries	25,58,553
800. Other Expenditure	1,50,050
Total-4851	...	26,00,000	26,00,000	1,81,21,427
4853. Capital Outlay on Non-Ferrous Mining and Metallurgical Industries-				
01. Mineral Exploration and Development-				
800. Other Expenditure	3,36,78,218
Total-01	3,36,78,218

STATEMENT NO.12-Contd.

Head	Expenditure during 2000-2001			Expenditure to the end of 2000-2001 Rs.
	Non-Plan Rs.	Plan Rs.	Total Rs.	
C. Capital Account of Economic Services-Contd.				
(f) Capital Account of Industry and Minerals - Contd.				
4853. Capital Outlay on Non-Ferrous Mining and Metallurgical Industries- Concl'd.				
60. Other Mining and Metallurgical Industries-				
190. Investments in Public Sector and other Undertakings	
800. Other Expenditure	7,84,37,835
Total-60	1,79,00,000	1,79,00,000	1,79,00,000	7,68,43,946
Total-4853	1,79,00,000	1,79,00,000	1,79,00,000	15,52,81,781
4859. Capital Outlay on Telecommuni-cation and Elec-tronic Industries-				
02. Electronics-				
800. Other Expenditure	
Total-02	3,60,000	3,60,000	3,60,000	46,19,570
Total-4859	3,60,000	3,60,000	3,60,000	46,19,570
4860. Capital Outlay on Consumer Industries-				
01. Textiles-				
190. Investments in Public Sector and other Undertakings	
800. Other Expenditure	2,31,84,000
Total-01	19,00,059
	2,50,84,059

STATEMENT NO.12-Contd.

Head	Expenditure during 2000-2001			Expenditure to the end of 2000-2001 Rs.
	Non-Plan Rs.	Plan Rs.	Total Rs.	
C. Capital Account of Economic Services-Contd.				
(f) Capital Account of Industry and Minerals - Concl.				
4860. Capital Outlay on Consumer Industries-Concl.				
04. Sugar-				
190. Investments in Public Sector and other Undertakings	...	30,00,000	30,00,000	5,72,21,869
800. Other Expenditure	4,11,43,326
Total-04	...	30,00,000	30,00,000	9,83,65,195
05. Paper and Newsprint-				
190. Investments in Public Sector and other Undertakings	6,32,93,153
800. Other Expenditure	2,80,74,895
Total-05	9,13,68,048
60. Others-				
102. Foods and Beverages	...	31,26,000	31,26,000	13,43,43,185
600. Others	...	6,45,00,000	6,45,00,000	48,43,30,355
Total-60	...	6,76,26,000	6,76,26,000	61,86,73,540
Total-4860	...	7,06,26,000	7,06,26,000	83,34,90,842
Total-(f) Capital Account of Industry and Minerals	...	9,14,86,000	9,14,86,000	1,04,51,91,838

STATEMENT NO.12-Contd.

Head	Expenditure during 2000-2001			Expenditure to the end of 2000-2001
	Non-Plan Rs.	Plan Rs.	Total Rs.	Rs.
C. Capital Account of Economic Services-Contd.				
(g) Capital Account of Transport-				
5054. Capital Outlay on Roads and Bridges-				
01. National Highways-				
800. Other Expenditure	3,25,99,759
Total-01	3,25,99,759
03. State Highways-				
800. Other Expenditure	...	2,12,42,875	2,12,42,875	64,50,83,510
Total-03	...	2,12,42,875	2,12,42,875	64,50,83,510
04. District and other Roads-				
010. Minimum needs programme	...	4,67,13,775	4,67,13,775	6,50,31,535
800. Other Expenditure	...	9,88,45,225	9,88,45,225	2,95,83,33,462
Total-04	...	14,55,59,000	14,55,59,000	3,02,33,64,997
80. General-				
800. Other Expenditure	...	17,36,382	17,36,382	14,98,63,366
Total-80	...	17,36,382	17,36,382	14,98,63,366
Total-5054	...	16,85,38,257	16,85,38,257	3,85,09,11,632

STATEMENT NO.12-Contd.

Head	Expenditure during 2000-2001			Expenditure to the end of 2000-2001
	Non-Plan Rs.	Plan Rs.	Total Rs.	Rs.
C. Capital Account of Economic Services-Contd.				
(g) Capital Account of Transport-Concl'd.				
5055. Capital Outlay on Road Transport-				
050. Lands and Buildings	...	10,52,000	10,52,000	6,82,70,232
102. Acquisition of fleet	...	1,81,00,000	1,81,00,000	30,66,87,610
103. Workshop facilities	...	4,99,998	4,99,998	2,32,70,531
Total-5055	...	1,96,51,998	1,96,51,998	39,82,28,373
Total-(g) Capital Account of Transport	...	18,81,90,255	18,81,90,255	4,24,91,40,005
(i) Capital Account of Science, Technology and Environment-				
5425. Capital Outlay on other Scientific and Environmental Research-				
800. Other Expenditure	12,62,102
Total-5425	12,62,102
Total-(i) Capital Account of Science, Technology and Environment	12,62,102
(j) Capital Account of General Economic Services-				
5452. Capital Outlay on Tourism-				
01. Tourist Infrastructure-				
102. Tourist Accommodation	2,61,40,362
800. Other Expenditure	20,15,710
Total-01	2,81,56,072

STATEMENT NO.12-Concl'd.

Head	Expenditure during 2000-2001			Expenditure to the end of 2000-2001 Rs.
	Non-Plan Rs.	Plan Rs.	Total Rs.	
C. Capital Account of Economic Services-Concl'd.				
(j) Capital Account of General Economic Services- Concl'd.				
5452. Capital Outlay on Tourism- Concl'd.				
80. General				
800. Other Expenditure	1,30,000
Total-80	1,30,000
Total-5452	2,82,86,072
5465. Investments in General Financial and Trading Institutions-				
01. Investments in General Financial Institutions-				
800. Other Expenditure	3,75,000
Total-01	3,75,000
Total-5465	3,75,000
5475. Capital Outlay on other General Economic Services				
800. Other Expenditure	...	2,60,000	2,60,000	9,65,000
Total-5475	...	2,60,000	2,60,000	9,65,000
Total-(j) Capital Account of General Economic Services	...	2,60,000	2,60,000	2,96,26,072
Total-C. Capital Account of Economic Services	7,36,03,320	1,07,50,71,070	1,14,86,74,390	11,34,60,49,421
Total-Expenditure Heads (Capital Account)	8,54,67,320	2,15,85,03,968	2,24,39,71,288	19,89,83,02,016

**STATEMENT NO.13-STATEMENT SHOWING DETAILS OF
OTHER JOINT STOCK COMPANIES, CO-OPERATIVES**

Serial Number	Name of concern	Year(s) of investment
(1)	(2)	(3)
(A)	Statutory Corporations-	
	Investments in General Financial and Trading Institutions (1)	
	Investment in Rural Development Bank	1983-84
(B)	Government Companies-	
1.	Nagaland Industrial Development Corporation Limited, Dimapur	1970-71 to 1983-84 1984-85 1985-86 1986-87 1987-88 1988-89 1989-90
2.	Nagaland Sugar Mills Company Limited, Dimapur	to
	Investment in-	1982-83
	(i) Sugar Mill	1983-84 1985-86 1986-87 1987-88 1988-89 1989-90 1990-91 1991-92 1992-93 1993-94 1995-96 1996-97 1997-98 1999-2000 2000-2001
	(ii) Distillery Project	1975-76 to 1978-79

**INVESTMENTS OF GOVERNMENT IN GOVERNMENT COMPANIES,
BANKS AND SOCIETIES, ETC., TO END OF 2000-2001**

Type	Number of share	Face value of each share	Amount invested upto the end of 2000-2001	Amount of dividend de- clared and credited to Government during the year
(4)	(5)	(6) Rs.	(7) Rs.	(8) Rs.
Share Capital Contri- bution	3,750	100	3,75,000	(b)
Total-(A) Statutory Corporations			3,75,000	
Equity (a)	5,31,388 (a)	100 (a)	5,31,38,815 20,00,000	(c) (b), (d)
(a)	(a)	(a)	50,00,000	
Equity	11,262	1,000	1,12,62,000	
...	
(a)	(a)	(a)	50,00,000	
(a)	(a)	(a)	30,00,000	
			7,94,00,815	
Equity -do- (a)	1,17,000 (a)	100 (a)	1,17,00,000 25,00,000	(b)
(a)	(a)	(a)	45,36,000	
(a)	(a)	(a)	5,00,000	
Equity	12,402	1,000	1,24,02,000	
(a)	(a)	(a)	20,00,000	
(a)	(a)	(a)	5,50,000	
(a)	(a)	(a)	17,852	
(a)	(a)	(a)	5,00,000	
(a)	(a)	(a)	29,86,508	
(a)	(a)	(a)	2,20,296	
(a)	(a)	(a)	20,99,282	
			70,00,000	
(a)	(a)	(a)	1,48,11,931	
(a)	(a)	(a)	33,00,000	
(a)	(a)	(a)	30,00,000	
			6,81,23,869	
Equity	30,000	100	30,00,000	(b), (d)
			30,00,000	

- (a) Information awaited from Government (November, 2001).
(b) No dividend was declared during the year.
(c) The Company in their supplementary agreement with the Government has taken over Rs.15 in excess of the allotted Share Capital.
(d) Information regarding cumulative profit/loss is awaited(November, 2001).

STATEMENT

Serial Number	Name of concern	Year(s) of investment
(1)	(2)	(3)

B. Government Companies- Contd.

3.	Nagaland Industrial Raw Materials and Supply Corporation, Dimapur	1972-73 to 1977-78 1984-85 1985-86 to 1986-87 1987-88 1988-89 1989-90
4.	Nagaland Handloom and Handicraft Development Corporation, Dimapur	1979-80 to 1983-84 1984-85 1986-87 1987-88 1988-89 1989-90

NO. 13 - Contd.

Type	Number of Shares	Face value of each share	Amount invested upto the end of 2000-2001	Amount of dividend declared and credited to Government during the year
(4)	(5)	(6) Rs.	(7) Rs.	(8) Rs.
Equity (a)	10,280 (a)	100 (a)	10,28,000 9,72,000	(b), (d)
Equity ... (a) (a)	13,720 ... (a) (a)	100 ... (a) (a)	13,72,000 80,07,835 5,00,000 5,00,000	(a)
			----- 1,23,79,835 -----	
Equity (a) (a) (a)	1,44,840 (a) (a) (a)	100 (a) (a) (a)	1,44,84,000 30,00,000 47,00,000	(b)
Equity (a) (a)	1,000 (a) (a)	1,000 (a) (a)	10,00,000 30,00,000 20,00,000	
			----- 2,81,84,000 -----	

- (a) Information awaited from Government (November, 2001).
(b) No dividend was declared during the year.
(d) Information regarding cumulative profit/loss is awaited (November, 2001).

STATEMENT

Serial Number	Name of concern	Year(s) of investment
------------------	-----------------	--------------------------

(1)	(2)	(3)
-----	-----	-----

(B) Government Companies -Concl.

5.	State Mineral Development Corporation, Kohima	1988-89 1989-90 1992-93 1993-94 1996-97 1997-98 1998-99 1999-2000
----	--	--

NO.13-Contd.

Type	Number of Shares	Face value of each share	Amount invested upto the end of 2000-2001	Amount of dividend declared and credited to Government during the year
(4)	(5)	(6) Rs.	(7) Rs.	(8) Rs.
(a)	(a)	(a)	99,30,000	
(a)	(a)	(a)	25,00,000	
(a)	(a)	(a)	1,18,00,000	
(a)	(a)	(a)	62,00,000	
(a)	(a)	(a)	76,00,000	
(a)	(a)	(a)	1,62,00,000	

			7,04,30,000	(b)

			26,15,18,519	

(a)	Information awaited from Government (November, 2001).			
(b)	No dividend was declared during the year.			

STATEMENT

Serial Number	Name of concern	Year(s) of investment
(1)	(2)	(3)
(C)	Other Joint Stock Companies-	
(1)	Nagaland Pulp and Paper Company Limited, Tuli (Subsidiary Company of the Hindustan Paper Corporation Limited	1971-72 1972-93 1973-74 to 1976-77 1982-83 1983-84 1984-85 1985-86 to 1986-87 1991-92
(2)	Nagaland Forest Products Limited, Tizit	1971-72 1972-73 to 1981-82 1984-85 1985-86 1986-87

NO.13-Contd.

Type	Number of Shares	Face value of each share	Amount invested upto the end of 2000-2001	Amount of dividend declared and credited to Government during the year
(4)	(5)	(6) Rs.	(7) Rs.	(8) Rs.
(a)	(a)	(a)	43,80,810	(c)
Equity	(a)	(a)	20,86,800	(b), (d)
-do-	38,824	1,000	3,88,24,000	
(a)	(a)	(a)	192	
(a)	(a)	(a)	1,351	
Equity	10,000	1,000	1,00,00,000	
(a)	(a)	(a)	70,00,000	
(a)	(a)	(a)	10,00,000	
			6,32,93,153	
Equity	5,996	100	2,99,800	(c)
(d)	(d)	(d)	10,00,000	(d)
(d)	(d)	(d)	10,00,000	
Equity	5,077	100	5,07,700	
			58,20,700	
Total-(C) Other Joint Stock Companies			6,91,13,853	

(c) First and Second call money.

(d) Information awaited from Government (November, 2001).

Serial Number	Name of concern	STATEMENT
		Year(s) of investment
(1)	(2)	(3)
(D)	Co-operative Banks, Societies etc.-	
1.	Credit Co-operatives-	
(a)	Nagaland State Co-operative Bank Ltd.	1976-77 to 1984-85 1987-88
(b)	Other credit Co-operatives (297)	1967-68 to 1979-80
		1981-82 1982-83 1983-84 1984-85 to 1986-87 1991-92 1996-97 1997-98

NO.13-Contd.

Type	Number of Shares	Face value of each share	Amount invested upto the end of 2000-2001	Amount of dividend declared and credited to Government during the year
(4)	(5)	(6) Rs.	(7) Rs.	(8) Rs.
Ordinary (a)	32,500 (a)	100 (a)	32,50,000 44,00,417	(a)
			----- 76,50,417 -----	
Ordinary (a)	37,600 4,505 1,920 300 4,650 1,500 180 (a) (a)	10 20 25 30 40 50 100 (a) (a)	3,76,000 90,100 48,000 9,000 1,86,000 75,000 18,000 2,59,198 3,85,000	
Ordinary (a)	100 (a)	100 (a)	10,000 35,000	
Ordinary (a)	12,500 (a)	10 (a)	1,25,000	
-do- (a)	11,500 (a)	10 (a)	1,15,000 1,50,000	(a)
(a)	(a)	(a)	4,00,000	
(a)	(a)	(a)	52,00,000	
			----- 74,81,298 -----	
(a)	Information awaited from Government (November, 2001).			

STATEMENT

Serial Number	Name of concern	Year(s) of investment
(1)	(2)	(3)
D.	Co-operative Banks, Societies etc.- Contd.	
2.	Farming Co-operative (27)	1967-68 to 1974-75
3.	Warehousing and Marketing Co-operative (3)	1967-68 1968-69 to 1979-80 1980-81 1982-83 1984-85 1986-87
4.	Industrial Co-operative (1)	1974-75

NO.13-Contd.

Type	Number of Shares	Face value of each share	Amount invested upto the end of 2000-2001	Amount of dividend declared and credited to Government during the year
(4)	(5)	(6) Rs.	(7) Rs.	(8) Rs.
Ordinary	2,400	10	24,000	
	400	20	8,000	
	200	25	5,000	
	125	40	5,000	
	760	50	38,000	
	50	100	5,000	
	1,000	200	2,00,000	

			2,85,000	(a)

Ordinary	4,500	50	2,25,000	
-do-	24,696	100	24,69,600	
(a)	(a)	(a)	6,00,000	
(a)	(a)	(a)	23,00,000	
Ordinary	12,300	100	12,30,000	
(a)	(a)	(a)	9,10,000	

			77,34,600	(a)

Ordinary	120	25	3,000	

			3,000	

(a)	Information awaited from Government (November, 2001).			

STATEMENT

Serial Number	Name of concern	Year(s) of investment
(1)	(2)	(3)
D.	Co-operative Banks, Societies etc.- Concl.	
5.	Consumer's Co-operatives (28)	1966-67 to 1976-77
6.	Other Co-operatives (3)	1974-75 1979-80 1983-84 1984-85 1985-86 1986-87 1988-89 1989-90 1990-91 1991-92 1992-93 1993-94 1994-95 1995-96 1996-97 1997-98 1999-2000 2000-2001

NO.13-Concl'd.

Type	Number of Shares	Face value of each share	Amount invested upto the end of 2000-2001	Amount of dividend declared and credited to Government during the year
(4)	(5)	(6) Rs.	(7) Rs.	(8) Rs.
Ordinary	3,300	10	33,000	
	700	20	14,000	
	360	25	9,000	
	200	30	6,000	
	580	50	29,000	
	7,780	100	7,78,000	(a)
	50	1,000	50,000	
			----- 9,19,000 -----	
Ordinary	300	10	3,000	
(a)	(a)	(a)	42,000	
Ordinary	600	10	6,000	(a)
-do-	900	10	9,000	
(a)	(a)	(a)	10,20,500	
(a)	(a)	(a)	5,93,240	
(a)	(a)	(a)	33,80,000	
(a)	(a)	(a)	6,00,000	
(a)	(a)	(a)	73,29,375	
(a)	(a)	(a)	77,30,500	
(a)	(a)	(a)	8,50,000	
(a)	(a)	(a)	54,29,300	
(a)	(a)	(a)	12,67,000	
(a)	(a)	(a)	1,12,74,900	
(a)	(a)	(a)	2,02,30,450	
(a)	(a)	(a)	2,35,31,329	
(a)	(a)	(a)	3,48,91,200	
(a)	(a)	(a)	1,02,30,000	
(a)	(a)	(a)	2,69,07,400	
			----- 15,53,25,194 -----	
Total-(D) Co-operative Banks, Societies, etc.			17,93,98,509	(g)
Grand Total			51,04,05,881	

(a) Information awaited from Government (November, 2001)

(g) Rs.15,24.91 lakh were outstanding against these societies as loans advanced by Government upto 2000-2001. Information regarding cumulative profit/loss, bad debt and net worth of the 'Societies' is awaited (November, 2001).

STATEMENT NO.14- STATEMENT SHOWING THE CAPITAL AND OTHER EXPENDITURE (OTHER THAN ON REVENUE ACCOUNT) TO END OF 2000-2001 AND THE PRINCIPAL SOURCES FROM WHICH FUNDS WERE PROVIDED FOR THAT EXPENDITURE

Heads	On 1st April 2000	During the year 2000- 2001 (In crore of rupees)	On 31st March 2001
Capital and other expenditure- Capital expenditure-			
General Services	1,63.80	28.51	1,92.31
Social Services	5,81.89	81.02	6,62.91
Agriculture and Allied Activities	71.74	20.28	92.02
Rural Development	1.24	0.13	1.37
Special Areas Programme	89.33	13.66	1,02.99
Irrigation and Flood Control	1.87	...	1.87
Energy	3,51.08 (a)	52.80	4,03.88 (a)
Industry and Minerals	95.37	9.15	1,04.52
Transport Science, Technology and Environment	4,06.10	18.82	4,24.92
General Economic Services	0.13	...	0.13
	2.94	0.03	2.97
Total-Capital Expenditure	17,65.49 (a)	2,24.40	19,89.89 (a)
Loans and Advances-			
Social Services	13.20	5.33	18.53

(a) Differs from figure shown in Statement No. 12 by Rs.0.05 crore being the contribution from Development Fund.

STATEMENT NO. 14-Contd.

Heads	On 1st April 2000	During the year 2000- 2001 (In crores of rupees)	On 31st March 2001
Loans and Advances- Concl.			
Agriculture and Allied Activities	20.63	3.97	24.60
Industry and Minerals	4.78	...	4.78
Loans to Government Servants	2.87	1.61	4.48
Total-Loans and Advances	41.48	10.91	52.39
Appropriation to the Contingency Fund	0.35	...	0.35
Total-Capital and other expenditure	18,07.32	2,35.31	20,42.63
Deduct - Contribution from Develo- pment Fund	(-)0.05	...	(-)0.05
Net-Capital and other expenditure	18,07.27 (y)	2,35.31	20,42.58 (y)
Principal Sources of Funds-			
Revenue Deficit	1,63.70	(-)36.13	1,24.83
Debt-			
Market Loans bearing interest	4,77.49	1,00.62	5,78.11
Market Loans not bearing interest	0.11	...	0.11
Other Loans	1,93.11	30.96	2,24.07
Ways and Means Advances from the Reserve Bank of India	45.25	1,23.34	1,68.59

(y) *Please see footnote on page 162.*

STATEMENT NO. 14-Concl'd.

Heads	On 1st April 2000	During the year 2000- 2001 (In crores of rupees)	On 31st March 2001
Loans and Advances from the Central Government	4,30.00	29.05	4,59.05
Small Savings, Provident Funds, etc.	3,73.04	32.42	4,05.46
Total-Debt	15,19.00	3,16.39	18,35.39
Contingency Fund	0.35	...	0.35
Reserve Funds	0.14	0.67	0.21
<i>Net-Balance under deposits and advances, etc., other than those shown separately</i>	(-) 25.62	(-)14.59	(-)40.21
Remittances	26.31	(-)12.01	14.30
Total-Debt and other obligations	15,20.18	290.46	18,10.04
<i>Deduct-Cash Balance</i>	(-) 86.17	41.22	(-)1,27.39
<i>Deduct-Investments</i>	(-) 30.13	60.24	(-)90.37
Net-Provision of funds	18,00.18(y)	2,35.31	20,35.49 (y)

(y) The difference of Rs. 7.09 crores between the net capital and other expenditure on 31 March, 2001 and the net provision of funds is explained below :-

(In crores of rupees)

1.	Net effect of balance transferred <i>proforma</i> to the State as on 30th November 1963	7.23
2.	Balance dropped <i>proforma</i> as on 1st April, 1974 due to (i) restructuring of accounting classification (ii) exclusion of Rs.0.11 crore relating to "(e)-Miscellaneous-Miscellaneous Government Account"	(-)0.03 (-)0.11
	Total	7.09

**B - DEBT, CONTINGENCY
FUND AND PUBLIC ACCOUNT**

**STATEMENT NO. 15 - DETAILED STATEMENT OF RECEIPTS, DIS-
RELATING TO DEBT, CONTINGENCY FUND**

Head of Account	Opening balance as on 1st April 2001
(1)	(2) Rs.
PART 1-CONSOLIDATED FUND -	
Receipt Heads (Revenue Account) (b)	
Expenditure Heads (Revenue Account) (c)	
Expenditure Heads (Capital Account) (d)	
E. PUBLIC DEBT-	
6003. Internal Debt of the State Government	Cr. 7,15,95,42,638
6004. Loans and Advances from the Central Government	Cr. 4,30,00,49,193
Total - E. Public Debt (A)	Cr. 11,45,95,91,831 (x)
F. LOANS AND ADVANCES-	
6216. Loans for Housing	Dr. 13,21,14,920
6401. Loans for Crop Husbandry	Dr. 28,95,011
6403. Loans for Animal Husbandry	Dr. 12,12,249
6405. Loans for Fisheries	Dr. 2,97,148
(b) <i>For detailed account, please see Statement No.10.</i>	
(c) <i>For detailed account, please see Statement No.11.</i>	
(d) <i>For detailed account, please see Statement No.12.</i>	
(A) <i>For detailed account, please see Statement No.16.</i>	
(x) <i>Please refer to explanatory note 2 in Statement No.7.</i>	

**BURSEMENTS AND BALANCES UNDER HEADS OF ACCOUNT
AND PUBLIC ACCOUNT**

Receipts	Disbursements	Closing balance as on 31st March 2001
(3) Rs.	(4) Rs.	(5) Rs.
1254,10,24,405 (a)		
	1290,23,43,055 (a)	
	224,39,71,288 (a)	
617,09,40,603	362,17,14,945 Cr.	970,87,68,296
49,57,94,000	20,52,89,957 Cr.	459,05,53,236
666,67,34,603	382,70,04,902 Cr.	1429,93,21,532 (x)
5,52,03,971	10,84,65,600 Dr.	18,53,76,549
...	...	28,95,011 Dr.
...	...	12,12,249 Dr.
...	...	2,97,148 Dr.

(a) *Closed to Government Account..*

(x) *Please refer to explanatory note 2 in Statement No.7.*

STATEMENT

Head of Account

Opening balance
as on 1st April
2000

(1)

(2)
Rs.

PART 1-CONSOLIDATED FUND -Concl.

F. LOANS AND ADVANCES-Concl.

6425.	Loans for Co-operation	Dr.	20,18,36,237
6851.	Loans for Village and Small Industries	Dr.	50,55,961
6860.	Loans for Consumer Industries	Dr.	4,27,30,000
7610.	Loans to Government Servants, etc.	Dr.	2,87,12,833
	Total - F. Loans and Advances (B)	Dr.	41,48,54,359

**TOTAL-PART-I.
CONSOLIDATED FUND
RECEIPTS/DISBURSEMENTS**

(B) *For detailed account, please see Statement No.17.*

NO. 15- Contd.

Receipts	Disbursements	Closing balance as on 31st March 2001
(3) Rs.	(4) Rs.	(5) Rs.
5,11,656	4,02,42,000	Dr. 24,15,66,581
...	...	Dr. 50,55,961
...	...	Dr. 4,27,30,000
87,32,482	248,20,000	Dr. 4,48,00,351
<hr/>		
6,44,48,109	17,35,27,600	Dr. 52,39,33,850
<hr/>		
1927,22,07,117	1914,68,46,845	
<hr/>		

STATEMENT

Head of Account (1)	Opening balance as on 1st April 2000 (2) Rs.
PART-II-CONTINGENCY FUND -	
8000. Contingency Fund -	
201. Appropriation from the Consolidated Fund	Cr. 35,00,000
Total-8000. Contingency Fund	Cr. 35,00,000
TOTAL PART-II. CONTINGENCY FUND	Cr. 35,00,000
PART-III-PUBLIC ACCOUNT -	
I. SMALL SAVINGS, PROVIDENT FUNDS, ETC.	
(b) Provident Funds -	
8007. Investment of National Small Saving Fund-	Cr. 10,56,00,000
8009. State Provident Funds	Cr. 3,54,16,19,849
Total - (b) Provident Funds	Cr. 3,64,72,19,849
(c) Other Accounts -	
8011. Insurance and Pension Funds	Cr. 8,31,95,167
Total-(c) Other Accounts	Cr. 8,31,95,167
TOTAL-I. SMALL SAVINGS, PROVIDENT FUNDS, ETC.	Cr. 3,73,04,15,016

NO. 15- Contd.

Receipts	Disbursements		Closing balance as on 31st March 2001
(3) Rs.	(4) Rs.	(5) Rs.	
...	...	Cr.	35,00,000
...	...	Cr.	35,00,000
...	...	Cr.	35,00,000
5,56,00,000	1,43,07,082	Cr.	14,68,92,918
91,01,34,094	63,31,18,323	Cr.	381,86,35,620
96,57,34,094	64,74,25,405	Cr.	396,55,28,538
2,25,50,019	1,66,39,883	Cr.	8,91,05,303
2,25,50,019	1,66,39,883	Cr.	8,91,05,303
98,82,84,113	66,40,65,288	Cr.	405,46,33,841

STATEMENT

Head of Account	Opening balance as on 1st April 2000
(1)	(2) Rs.
PART-III-PUBLIC ACCOUNT-Contd.	
J. RESERVE FUNDS -	
(b) Reserve Fund not bearing Interest -	
8226. Depreciation/Renewal Reserve Fund -	
102. Depreciation of Reserve Fund of Government Non-Commercial Department	Cr. 7,00,000
Total-8226. Depreciation Renewal Reserve Fund	<hr/> Cr. 7,00,000 <hr/>
8235. General and other Reserve Funds-	
111. Calamity Relief Fund	Cr. 2,75,56,680
112. Calamity Relief Fund Investment Account	Dr. 8,79,58,680
Total-8235. General and other Reserve Funds- Gross balance Investment	<hr/> Cr. 2,75,56,680 Dr. 8,79,58,680 <hr/>
Total-(b) Reserve Funds not bearing Interest Gross balance Investment	<hr/> Cr. 2,82,56,680 Dr. 8,79,58,680 <hr/>
Total-J. Reserve Funds- Gross balance Investment	<hr/> Cr. 2,82,56,680 Dr. 8,79,58,680 <hr/>

NO. 15- Contd.

Receipts	Disbursements	Closing balance as on 31st March 2001	
(3) Rs.	(4) Rs.	(5) Rs.	
...	...	Cr.	7,00,000
...	...	Cr.	7,00,000
84,39,000 (a)	17,69,000	Cr.	3,42,26,680
...	93,98,000	Dr.	9,73,56,680
84,39,000	17,69,000	Cr.	3,42,26,680
...	93,98,000 (a)	Dr.	9,73,56,680
84,39,000	17,69,000	Cr.	3,49,26,680
...	93,98,000	Dr.	9,73,56,680
84,39,000	17,69,000	Cr.	3,49,26,680
...	93,98,000	Dr.	9,73,56,680

(a) The amount invested from fund during the year was more than the amount credited to the fund. Reasons are awaited (November, 2001).

STATEMENT

Head of Account	Opening balance as on 1st April 2000
(1)	(2) Rs.
PART-III-PUBLIC ACCOUNT-Contd.	
K. DEPOSITS AND ADVANCES-	
(b) Deposits not bearing Interest -	
8443. Civil Deposits -	
101. Revenue Deposits	Cr. 61,63,10,741
102. Customs and Opium Deposits	Cr. 2,08,640
103. Security Deposits	Cr. 3,75,33,221
104. Civil Courts Deposits	Cr. ...
106. Personal Deposits	Cr. 2,38,826
108. Public Works Deposits	Cr. 20,01,63,501
109. Forest Deposits	Cr. 134
121. Deposits in connection with Elections	Cr. 4,57,229
800. Other Deposits	Cr. 14,33,011
Total-8443. Civil Deposits	<hr/> Cr. 85,63,45,303 <hr/>
8448. Deposits of Local Funds -	
106. Funds of the Indian Council of Agricultural Research	Cr. 66,000
108. State Housing Boards Funds	Cr. 1,57,447
Total-8448. Deposits of Local Funds	<hr/> Cr. 2,23,447 <hr/>

NO. 15- Contd.

Receipts	Disbursements		Closing balance as on 31st March 2001
(3) Rs.	(4) Rs.	(5) Rs.	
50,14,18,720	42,15,72,338	Cr.	69,61,57,123
...	...	Cr.	2,08,640
27,227	3,250	Cr.	3,75,57,198
...	...	Cr.	...
...	...	Cr.	2,38,826
40,18,41,123	44,62,90,788	Cr.	15,57,13,836
...	...	Cr.	134
...	...	Cr.	4,57,229
2,02,73,800	...	Cr.	2,17,06,811
<hr/>			
92,35,60,870	86,78,66,376	Cr.	91,20,39,797
<hr/>			
...	...	Cr.	66,000
...	...	Cr.	1,57,447
<hr/>			
...	...	Cr.	2,23,447

STATEMENT

Head of Account

Opening balance
as on 1st April
2000

(1)

(2)
Rs.

PART-III-PUBLIC ACCOUNT-Contd.

K. DEPOSITS AND ADVANCES-Concl.

**(b) Deposits not bearing
Interest -Concl.**

8449. Other Deposits -

120.	Miscellaneous Deposits	Cr.	1,97,367
	Total-8449. Other Deposits	Cr.	1,97,367
	Total-(b) Deposits not bearing Interest	Cr.	85,67,66,117

(c) Advances -

8550. Civil Advances -

101.	Forest Advances	Dr.	86,57,922
102.	Revenue Advances	Dr.	1,52,067
103.	Other Departmental Advances	Dr.	37,90,858
104.	Other Advances	Dr.	62,80,964

**Total-8550. Civil
Advances** Dr. 1,88,81,811

Total-(c) Advances Dr. 1,88,81,811

**Total-K. DEPOSITS AND
ADVANCES** Cr. 83,78,306

NO. 15- Contd.

Receipts	Disbursements		Closing balance as on 31st March 2001
(3) Rs.	(4) Rs.	(5) Rs.	
...	...	Cr.	1,97,367
...	...	Cr.	1,97,367
92,35,60,870	86,78,66,376	Cr.	91,24,60,611
7,74,22,449	7,74,29,813...	Dr.	86,65,286
...	...	Dr.	1,52,067
60,000	5,07,370	Dr.	42,38,228
...	...	Dr.	62,80,964
7,74,82,449	7,79,37,183	Dr.	1,93,36,545
7,74,82,449	7,79,37,183	Dr.	1,93,36,545
100,10,43,319	94,58,03,559	Cr.	89,31,24,066

STATEMENT

Head of Account

Opening balance
as on 1st April
2000
(2)
Rs.

(1)

PART-III-PUBLIC ACCOUNT-Contd.

L. SUSPENSE AND MISCELLANEOUS -

(b) Suspense -

8658. Suspense Accounts -

101.	Pay and Accounts Office Suspense	Dr.	15,64,56,820
102.	Suspense Account (Civil)	Dr.	25,71,94,377
107.	Cash Settlement Suspense Account	Dr.	34,87,20,022
109.	Reserve Bank Suspense- Headquarters	Cr.	7,75,85,506
110.	Reserve Bank Suspense- Central Accounts Office	Cr.	9,65,24,699
112.	Tax Deducted at Source (TDS) Suspense	Cr.	96,84,618
113	PF Suspense	Cr.	37,25,352
123.	A.I.S. Officers' Group Insurance Scheme	Cr.	28,29,010
129	Material Purchase Settlement Suspense Account	Cr.	4,65,01,852

NO. 15- Contd.

Receipts	Disbursements		Closing balance as on 31st March 2001
(3) Rs.	(4) Rs.		(5) Rs.
8,92,72,885	10,55,81,863	Dr.	17,27,65,798
31,39,982	19,75,68,394	Dr.	45,16,22,789
...	...	Dr.	34,87,20,022
8,18,16,715	(-)37,36,323	Cr.	16,31,38,544
23,40,88,801	25,12,31,915	Cr.	7,93,81,585
11,32,956	14,97,245	Cr.	93,20,329
...	...	Cr.	37,25,352
50,621	14,040	Cr.	28,65,591
5,89,98,612	5,89,98,612	Cr.	4,65,01,852

STATEMENT

Head of Account		Opening balance as on 1st April 2000 (2) Rs.
(1)		
PART-III-PUBLIC ACCOUNT-Contd.		
L. SUSPENSE AND MISCELLANEOUS -Contd.		
(b) Suspense -Concl.		
8658. Suspense Accounts -Concl.		
	Total-8658. Suspense Accounts	<hr/> Dr. 52,55,20,182 <hr/>
	Total-(b) Suspense	<hr/> Dr. 52,55,20,182 <hr/>
(c) Other Accounts - 8670. Cheques and Bills -		
103.	Departmental Cheques	Dr. 3,55,68,858 <hr/>
	Total-8670. Cheques and Bills	<hr/> Dr. 3,55,68,858 <hr/>
8671. Departmental Balances -		
101.	Civil	Dr. 17,03,60,197 <hr/>
	Total-8671. Departmental Balances	<hr/> Dr. 17,03,60,197 <hr/>
8672. Permanent Cash Imprest-		
101.	Civil	Dr. 29,660 <hr/>
	Total-8672. Permanent Cash Imprest	<hr/> Dr. 29,660 <hr/>

NO. 15- Contd.

Receipts	Disbursements		Closing balance as on 31st March 2001
(3) Rs.	(4) Rs.		(5) Rs.
46,85,00,572	61,11,55,746	Dr.	66,81,75,356
46,85,00,572	61,11,55,746	Dr.	66,81,75,356
...	1,16,06,488	Dr.	4,71,75,346
...	1,16,06,488	Dr.	4,71,75,346
57,29,22,772	61,98,17,157	Dr.	21,72,54,582
57,29,22,722	61,98,17,157	Dr.	21,72,54,582
...	...	Dr.	29,660
...	...	Dr.	29,660

STATEMENT

Head of Account	Opening balance as on 1st April 2000
(1)	(2) Rs.

PART-III-PUBLIC ACCOUNT-Contd.

L. SUSPENSE AND MISCELLANEOUS-Concl.

(c) Other Accounts- Concl.

**8673. Cash Balance Investment
Account -**

101. Cash Balance Investment
Account

Dr. ...

**Total-8673. Cash Balance
Investment Account**

Dr. ...

Total-(c) Other Accounts

Dr. 20,59,58,715

**Total-L. Suspense and
Miscellaneous**

Dr. 73,14,78,897

NO. 15- Contd.

Receipts	Disbursements		Closing balance as on 31st March 2001
(3) Rs.	(4) Rs.		(5) Rs.
2235,76,80,000	2295,06,70,000	Dr.	59,29,90,000
2235,76,80,000	2295,06,70,000	Dr.	59,29,90,000
2293,06,02,772	2358,20,93,645	Dr.	85,74,49,588
2339,91,03,344	2419,32,49,391	Dr.	152,56,24,944

STATEMENT

Head of Account

Opening balance
as on 1st April
2000

(1)

(2)
Rs.

PART-III-PUBLIC ACCOUNT-Contd.

M. REMITTANCES -

(a) Money orders and other remittances -

8782. Cash Remittances and adjustments between officers rendering account to the same Accounts Officer -

101. Cash Remittances between Treasuries and Currency Chests

Dr. 14,53,10,086

102. Public Works Remittances

Cr. 16,71,57,994

103. Forest Remittances

Dr. 29,98,34,975

105. Reserve Bank of India Remittances

Cr. 53,55,92,997

110. Miscellaneous Remittances

Cr. 1,032

112. Nagaland & Manipur Remittances

Cr. 69,62,213

Total-8782. Cash Remittances and adjustments between officers rendering accounts to the same Accounts Officer

Cr. 26,45,69,175

Total-(a) Money orders and other remittances

Cr. 26,45,69,175

NO. 15- Contd.

Receipts	Disbursements		Closing balance as on 31st March 2001
(3) Rs.	(4) Rs.		(5) Rs.
25,43,68,106	35,85,62,837	Dr.	24,95,04,817
308,61,91,372	309,26,48,915	Cr.	16,07,00,451
20,59,18,871	21,25,30,847	Dr.	30,64,46,951
...	...	Cr.	53,03,31,545
...	...	Cr.	1,032
...	...	Cr.	69,62,213
<hr/>			
354,64,78,349	366,90,04,051	Cr.	14,20,43,473
<hr/>			
354,64,78,349	366,90,04,051	Cr.	14,20,43,473
<hr/>			

STATEMENT

Head of Account

Opening balance
as on 1st April
2000

(1)

(2)
Rs.

PART-III-PUBLIC ACCOUNT-Concl.
M. REMITTANCES- Concl.

**(b) Inter-Government Adjustment
Account- Concl.**

8793. Inter-State Suspense
Account

Dr. 15,10,889

**Total-(b) Inter-
Government Adjustment
Account**

Dr. 15,10,889

Total-M. Remittances

Cr. 26,30,58,286

**TOTAL- PART III
PUBLIC ACCOUNT
RECEIPTS/DISBURSEMENTS**

...

**TOTAL- PARTS I, II & III
RECEIPTS/DISBURSEMENTS**

...

NO. 15- Contd.

Receipts	Disbursements		Closing balance as on 31st March 2001
(3) Rs.	(4) Rs.		(5) Rs.
59,98,856	35,63,934	Cr.	9,24,033
59,98,856	35,63,934	Cr.	9,24,033
355,24,77,205	367,25,67,985	Cr.	14,29,67,506
2894,93,46,981	2948,68,53,223		
4822,15,54,098	4863,37,00,068		

STATEMENT

Head of Account	Opening balance as on 1st April 2000
(1)	(2) Rs.
N. Cash Balance -	
8999. Cash Balance -	
Opening Balance	...
Closing Balance	...
GRAND TOTAL	...

ABSTRACT OF OPENING AND CLOSING CASH BALANCES

	OPENING BALANCE Rs.	CLOSING BALANCE Rs.
101. Cash in Treasuries	17,42,849	17,42,849
102. Deposits with Reserve Bank	(-)86,34,35,995	(-)127,55,81,965 (e)
Total	(-)86,16,93,146	(-)127,38,39,116

(e) *There was a net difference of Rs.4,24,74,647 (Dr.) between the figures reflected in the accounts (Rs.(-) 127,55,81,965 and that intimated by the Reserve Bank of India (Rs.(-)123,31,07,318 regarding 'Deposits with Reserve Bank' included in the cash balance. The difference is under reconciliation (November, 2001).*

NO. 15- Concl.

Receipts	Disbursements	Closing balance as on 31st March 2001
(3) Rs.	(4) Rs.	(5) Rs.
(-)86,16,93,146		
...	(-)127,38,39,116	
4735,98,60,952	4735,98,60,952	

STATEMENT NO.16 - DETAILED STATEMENT OF DEBT AND

Description of Debt	When raised
(1)	(2)
E. Public Debt -	
6003. Internal Debt of the State Government-(a)	
101. Market Loans	1977-2000
103. Loans from Life Insurance Corporation of India	1974-2000
104. Loans from General Insurance Corporation of India	...
105. Loans from the National Bank for Agriculture and Rural Development	1972-2000
108. Loans from National Co-operative Development Corporation	1972-2000
109. Loans from other Institutions	1975-2000
110. Ways and Means Advances from the Reserve Bank of India	...
Total-6003. Internal Debt of the State Government	
6004. Loans and Advances from the Central Government- (a)	
01. Non-Plan Loans-	
101. Loans to cover gap in resources	1982-2000
102. Share of Small Savings Collections	1984-2000
201. House Building Advances	1984-2000
800. Other Loans-	
Modernisation of Police Force	1984-2000
Total-01. Non-Plan Loans	

(a) *Details of individual loans are shown in the Annexure to this Statement.*

OTHER INTEREST BEARING OBLIGATIONS OF GOVERNMENT

Balance as on 1st April 2000 (3) Rs.	Additions during the year (4) Rs.	Discharges during the year (5) Rs.	Balance as on 31st March 2001 (6) Rs.
4,77,59,68,513	104,95,57,691	4,33,22,250	578,22,03,954
34,26,16,526	...	2,60,25,302	31,65,91,224
27,37,306	...	12,37,334	14,99,972
1,93,64,030	13,68,00,000	50,88,200	15,10,75,830
13,04,55,846	72,48,900	2,18,39,400	11,58,65,346
1,43,58,97,393	43,69,65,298	21,72,17,744	165,56,44,947
45,25,03,024	454,03,68,714	330,69,84,715	168,58,87,023
7,15,95,42,638	617,09,40,603	362,17,14,945	970,87,68,296
29,06,000	29,06,000
55,78,76,000	...	2,37,90,000	53,40,86,000
58,67,480	25,00,000	9,74,900	73,92,580
5,50,13,286	1,42,00,000	24,69,463	6,67,43,823
62,16,62,766	1,67,00,000	2,72,34,363	61,11,28,403

STATEMENT

Description of Debt	When raised
(1)	(2)
E. Public Debt - Contd.	
6004. Loans and Advances from the Central Government-(a)-Contd.	
02. Loans for State/Union Territory Plan Schemes-	
101. Block Loans	1984-2001
Total-02. Loans for State/Union Territory Plan Schemes	
03. Loans for Central Plan Schemes-	
800. Other Loans-	
Total-03. Loans for Central Plan Schemes	
04. Loans for Centrally Sponsored Plan Schemes-	
800. Other Loans-	
Total-04. Loans for Centrally Sponsored Plan Schemes	

(a) *Details of individual loans are shown in the Annexure to this statement.*

NO. 16 - Contd.

Balance as on 1st April 2000 (3) Rs.	Additions during the year (4) Rs.	Discharges during the year (5) Rs.	Balance as on 31st March 2001 (6) Rs.
2,42,59,10,662	45,70,51,000	11,63,80,562	276,65,81,100
2,42,59,10,662	45,70,51,000	11,63,80,562	276,65,81,100
3,15,72,350	12,80,000	17,38,834	3,11,13,516
3,15,72,350	12,80,000	17,38,834	3,11,13,516
10,91,97,821	93,16,000	92,46,079	10,92,67,742
10,91,97,821	93,16,000	92,46,079	10,92,67,742

STATEMENT

Description of Debt	When raised
(1)	(2)
E. Public Debt - Concl'd.	
6004. Loans and Advances from the Central Government-(a)-Concl'd.	
05. Loans for Special Schemes -	
101. Schemes of North Eastern Council	1984-2001
Total-05. Loans for Special Schemes	
06. Ways and Means Advances-	
800. Other Ways and Means Advances	
07. Pre-1984-85 Loans-	
105. Small Savings Loans	1975-2001
108. 1979-84 Consolidated Loans	1986-2001
Total-07. Pre-1984-85 Loans	
Total-6004. Loans and Advances from the Central Government	
Total-E. Public Debt	

(a) *Details of individual loans are shown in the Annexure to this Statement.*

NO. 16 - Contd.

Balance as on 1st April 2000 (3) Rs.	Additions during the year (4) Rs.	Discharges during the year (5) Rs.	Balance as on 31st March 2001 (6) Rs.
4,05,24,594	1,14,47,000	49,73,119	4,69,98,475
4,05,24,594	1,14,47,000	49,73,119	4,69,98,475
75,00,00,000	75,00,00,000
24,55,000	...	7,35,000	17,20,000
31,87,26,000	...	4,49,82,000	27,37,44,000
32,11,81,000	...	4,57,17,000	27,54,64,000
4,30,00,49,193	49,57,94,000	20,52,89,957	459,05,53,236
11,45,95,91,831	666,67,34,603	382,70,04,902	1429,93,21,532

STATEMENT

Description of Debt	When raised
(1)	(2)
I. Small Savings, Provident Funds, etc.-	
(b) Provident Funds-	
8009. State Provident Funds-	
01. Civil-	
101. General Provident Funds	
102. Contributory Provident Fund	
104. All India Services Provident Fund	
Total-01. Civil	
Total-8005. State Provident Funds	
8007 Investment of National Small Saving Fund	
103 Investment in Special State Govt. Security	
Total-(b) Provident Funds	
(c) Other Accounts-	
8011. Insurance and Pension Funds-	
102. Family Pension Funds	
107. State Government Employees' Group Insurance Scheme	
Total-8011. Insurance and Pension Funds	
Total-(c) Other Accounts	
Total-I. Small Savings, Provident Funds, etc.	
GRAND TOTAL -	

NO. 16 - Concl'd.

Balance as on 1st April 2000 (3) Rs.	Additions during the year (4) Rs.	Discharges during the year (5) Rs.	Balance as on 31st March 2001 (6) Rs.
3,51,54,73,715	90,79,70,536	63,25,23,323	3,79,08,80,928
1,50,87,185	8,19,757	...	1,59,06,942
1,10,58,949	13,43,801	5,55,000	1,18,47,750
3,54,16,19,849	91,01,34,094	63,31,18,323	3,81,86,35,620
3,54,16,19,849	91,01,34,094	63,31,18,323	3,81,86,35,620
10,56,00,000	5,56,00,000	1,43,07,082	14,68,92,918
3,64,72,19,849	96,57,34,094	64,74,25,405	3,96,55,28,538
4,20,91,420	6,110	20,000	4,20,77,530
4,11,03,747	2,25,43,909	1,66,19,883	4,70,27,773
8,31,95,167	2,25,50,019	1,66,39,883	8,91,05,303
8,31,95,167	2,25,50,019	1,66,39,883	8,91,05,303
3,73,04,15,016	98,82,84,113	66,40,65,288	4,05,46,33,841
15,19,00,06,847	7,65,50,18,716	4,49,10,70,190	18,35,39,55,373

ANNEXURE TO

Description of Debt

When raised

(1)	(2)
E. Public Debt-	
6003. Internal Debt of the State Government-	
101. Market Loans-	
(i) Market Loans bearing interest-	
8.75% Nagaland State Development Loans 2000 September	8/1984
11% Nagaland State Development Loans 2001 September	12/1986
11% Nagaland State Development Loans 2002 September	9/1987
11.50% Nagaland State Development Loans 2008 September	9/1988
11.50% Nagaland State Development Loans 2009 September	9/1989
11.50% Nagaland State Development Loans 2010 September	9/1990
11.50% Nagaland State Development Loans 2011 September	7/1991
12.50% Nagaland State Development Loans 2011 September	10/1991
13% Nagaland State Development Loans 2007 September	8/1992
13.50% Nagaland State Development Loans 2003 September	9/1993
12.50% Nagaland State Development Loans 2004	4/1994
14% Nagaland State Development Loans 2005	5/1995
13.85% Nagaland State Development Loans 2006	5/1996
13.75% Nagaland State Development Loans 2007	1/1997
13.05% Nagaland State Development Loans 2007	5/1997
12.50% Nagaland State Development Loans 2008 October	10/1998
12.15% Nagaland State Development Loans 2008 April	4/1998
12.25% Nagaland State Development Loans 2009 April	4/1999
11.85% Nagaland State Development Loans 2009 Sept.	9/1999
10.52% Nagaland SDL-2010	4/2000
10.82% Nagaland SDL-2011	1/2001

Total-(i) Market Loans bearing Interest

STATEMENT NO - 16

Balance as on 1st April 2000 (3) Rs.	Additions during the year (4) Rs.	Discharges during the year (5) Rs.	Balance as on 31st March 2001 (6) Rs.
4,95,00,000	...	4,33,22,250	61,77,750
9,90,00,000	9,90,00,000
11,10,00,000	11,10,00,000
12,84,00,000	12,84,00,000
15,06,00,000	15,06,00,000
14,37,00,000	14,37,00,000
5,92,00,000	5,92,00,000
9,88,00,000	9,88,00,000
18,97,40,000	18,97,40,000
19,80,00,000	19,80,00,000
24,64,00,000	24,64,00,000
39,65,00,000	39,65,00,000
39,65,00,000	39,65,00,000
3,97,00,000	3,97,00,000
52,40,00,000	52,40,00,000
30,73,00,000	30,73,00,000
50,00,00,000	50,00,00,000
50,00,00,000	50,00,00,000
63,65,00,000	63,65,00,000
...	50,00,57,691	...	50,00,57,691
...	54,95,00,000	...	54,95,00,000
4,77,48,40,000	104,95,57,691	4,33,22,250	578,10,75,441

ANNEXURE TO STATEMENT

Description of Debt	When raised
(1)	(2)
E. Public Debt - Contd.	
6003. Internal Debt of the State Government - Contd.	
101. Market Loans - Concl'd.	
(ii) Market Loans not bearing Interest - Concl'd.	
(ii) Market Loans not bearing Interest -	
5.75% Nagaland State Development Loans 1985	1973-74
6% Nagaland State Development Loans 1987	1977-78
6.50% Nagaland State Development Loans 1989	1979-80
6.75% Nagaland State Development Loans 1992	1980-81
7% Nagaland State Development Loans 1993	1981-82
Total-(ii) Market Loans not bearing interest	
Total-101. Market Loans	
103. Loans from the Life Insurance Corporation of India	
104. Loans from General Insurance Corporation of India	
105. Loans from the National Bank for Agriculture and Rural Development	
108. Loans from National Co-operative Development Corporation	
109. Loans from other Institutions-	
Loans from Rural Electrification Corporation	
Loans from National Insurance Corporation	
Loans from Housing and Urban Development Corporation	
Loans from Unit Trust of India	1991-92
Loans from Peerless	1993-94
Loans from Power Finance Corporation	1993-95
Total-109. Loans from other Institutions	

NO. 16 - Contd

Balance as on 1st April 2000 (3) Rs.	Additions during the year (4) Rs.	Discharges during the year (5) Rs.	Balance as on 31st March 2001 (6) Rs.
6,00,000			6,00,000
1,04,295			1,04,295
2,79,218			2,79,218
75,000			75,000
70,000			70,000
11,28,513			11,28,513
4,77,59,68,513	104,95,57,691	4,33,22,250	578,22,03,954
34,26,16,526	...	2,60,25,302	31,65,91,224
27,37,306	...	12,37,334	14,99,972
1,93,64,030	13,68,00,000	50,88,200	15,10,75,830
13,04,55,846	72,48,900	2,18,39,400	11,58,65,346
34,69,67,357	4,67,90,800	3,35,79,779	36,01,78,378
...
22,26,64,559	22,26,64,559
49,98,470	10,44,29,000	7,55,19,000	3,39,08,470
4,25,45,688	4,25,45,688
78,87,54,786	...	4,32,00,000	74,55,54,786
2,99,66,533	28,57,45,498	6,49,18,965	25,07,93,066
1,43,58,97,393	43,69,65,298	21,72,17,744	165,56,44,947

ANNEXURE TO STATEMENT

Description of Debt	When raised
(1)	(2)
E. Public Debt - Contd.	
6003. Internal Debt of the State Government - Concl'd.	
110. Ways and Means Advances from the Reserve Bank of India -	
Ways and Means Advances	
Shortfall and Overdrafts	
Total-110. Ways and Means Advances from the Reserve Bank of India	
Total-6003. Internal Debt of the State Government	
6004. Loans and Advances from the Central Government-	
01. Non-Plan Loans-	
101. Loans to cover gap in resources	
102. Share of Small Savings Collections-	
Scheme of sharing of	
Small Savings Collections	
201. House Building Advances-	
All India Service Officers	
800. Other Loans-	
Modernisation of Police Force	
Total-01. Non-Plan Loans	

NO. 16 - Contd.

Balance as on 1st April 2000 (3) Rs.	Additions during the year (4) Rs.	Discharges during the year (5) Rs.	Balance as on 31st March 2001 (6) Rs.
10,75,00,000	245,47,00,000	186,93,00,000	69,29,00,000
34,50,03,024	208,56,68,714	143,76,84,715	99,29,87,023
45,25,03,024	454,03,68,714	330,69,84,715	168,58,87,023
7,15,95,42,638	617,09,40,603	362,17,14,945	970,87,68,296
29,06,000	29,06,000
55,78,76,000	...	2,37,90,000	53,40,86,000
58,67,480	25,00,000	9,74,900	73,92,580
5,50,13,286	1,42,00,000	24,69,463	6,67,43,823
62,16,62,766	1,67,00,000	2,72,34,363	61,11,28,403

ANNEXURE TO STATEMENT

Description of Debt	When raised
(1)	(2)
E. Public Debt - Contd. 6004. Loans and Advances from the Central Government-Contd.	
02. Loans for State/Union Territory Plan Schemes- 101. Block Loans	
Total-02. Loans for State/Union Territory Plan Schemes	
03. Loans for Central Plan Schemes- 800. Other Loans-	
Co-operation-Credit Co-operatives	1986-2001
Fisheries- Inland Fisheries	1984-2001
N.W.D.P.R.A.	1993-2001
Strengthening of Land use Board	1993-2001
other co-operatives, co-operatives for women	1999-2001
Total-03. Loans for Central Plan Schemes	
04. Loans for Centrally Sponsored Plan Schemes-	
800. Other Loans-	
Co-operation-	1984-2001
Consumer Co-operative	
Credit Co-operative	
Co-operative for Weaker section.	1999-2001
Soil and Water Conservation-	
Soil Conservation Schemes	1984-2001
NWDPRRA	1996-2001
Urban Development-	
Integrated Development of	
Small and Medium Towns-	
Small and Medium Towns	1984-2001
Village and Small Industries-	
District Industries Centre	1984-2001
Handloom Industries	
Rural Industries Projects	

NO. 16 - Contd.

Balance as on 1st April 2000 (3) Rs.	Additions during the year (4) Rs.	Discharges during the year (5) Rs.	Balance as on 31st March 2001 (6) Rs.
2,42,59,10,662	45,70,51,000	11,63,80,562	276,65,81,100
2,42,59,10,662	45,70,51,000	11,63,80,562	276,65,81,100
1,48,57,809	...	6,05,906	1,42,51,903
3,04,840	...	59,842	2,44,998
1,00,82,188	...	610,050	94,72,138
12,87,513	...	28,750	12,58,763
50,40,000	12,80,000	4,34,286	58,85,714
3,15,72,350	12,80,000	17,38,834	3,11,13,516
1,65,47,000	...	6,03,750	1,59,43,250
3,54,250	3,54,250
77,60,000	...	17,41,428	60,18,572
78,02,169	...	19,76,898	58,25,271
3,16,69,599	19,50,000	7,80,000	3,28,39,599
1,37,04,238	...	8,63,950	1,28,40,288
1,00,000	1,00,000
2,08,95,100	73,66,000	23,84,400	2,58,76,700
50,000	50,000

ANNEXURE TO STATEMENT

Description of Debt	When raised
(1)	(2)
E. Public Debt - Contd. 6004. Loans and Advances from the Central Government-Contd.	
04. Loans for Centrally Sponsored Plan Schemes- Concl. 800. Other Loans- Concl.	
Power Projects-	
Inter-State Transmission Lines	1984-2001
Roads and Bridges-	
Roads of Inter-State Importance	1984-2001
Strengthening of Public Distribution	1992-2001
SUPPLY	
Construction of Godown	1996-2001
Total-04. Loans for Centrally Sponsored Plan Schemes	
05. Loans for Special Schemes- 101. Schemes of North Eastern Council	1984-2001
Total-05. Loans for Special Schemes	
06. Ways and Means Advances- 800. Other Ways and Means Advances	

NO. 16 - Contd.

Balance as on 1st April 2000 (3) Rs.	Additions during the year (4) Rs.	Discharges during the year (5) Rs.	Balance as on 31st March 2001 (6) Rs.
69,32,784	...	5,97,656	63,35,128
1,12,681	...	9,906	1,02,775
14,70,000	...	2,88,091	11,81,909
18,00,000	18,00,000
10,91,97,821	93,16,000	92,46,079	10,92,67,742
4,05,24,594	1,14,47,000	49,73,119	4,69,98,475
4,05,24,594	1,14,47,000	49,73,119	4,69,98,475
75,00,00,000	75,00,00,000

ANNEXURE TO STATEMENT

Description of Debt	When raised
(1)	(2)
E. Public Debt - Concl.	
6004. Loans and Advances from the Central Government-Concl.	
07. Pre-1984-85 Loans-	
105. Small Savings Loans	1975-2000
107 Pre 1979-80 Consolidated Loans	
108. 1979-84 Consolidated Loans- Loans repayable annually over 30 years Loans repayable annually over 15 Years	1986-2000
Total-07. Pre-1984-85 Loans	
Total-6004. Loans and Advances from the Central Government	
Total-E. Public Debt	

NO. 16 - Concl.

Balance as on 1st April 2000 (3) Rs.	Additions during the year (4) Rs.	Discharges during the year (5) Rs.	Balance as on 31st March 2001 (6) Rs.
24,55,000	...	7,35,000	17,20,000
7,47,00,000	...	4,49,82,000	2,97,18,000
24,40,26,000	24,40,26,000
32,11,81,000	...	4,57,17,000	27,54,64,000
4,30,00,49,193	49,57,94,000	20,52,89,957	459,05,53,236
11,45,95,91,831	666,67,34,603	382,70,04,902	1429,93,21,532

STATEMENT NO. 17 - DETAILED STATEMENT OF LOANS

Head of Account	Balance on 1st April 2000	Advanced during the year
(1)	(2) Rs.	(3) Rs.
F. Loans and Advances- Loans for Social Services- Water Supply, Sanitation, Housing and Urban Develop- ment-		
6216. Loans for Housing-		
80. General-		
800. Other Loans-		
Loans for Low Income Group Housing Scheme	3,38,95,849	9,06,89,000
Loans for Middle Income Group Housing Scheme	4,40,36,735	71,87,600
Housing Scheme for economically weaker section of the Society	5,16,82,336	1,05,89,000
Industrial Housing Scheme	25,00,000	...
Total-800. Other Loans.	13,21,14,920	10,84,65,600
Total-80. General	13,21,14,920	10,84,65,600
Total-6216. Loans for Housing	13,21,14,920	10,84,65,600

AND ADVANCES MADE BY GOVERNMENT

Total	Repaid during the year	Balance on 31st March 2001	Interest rece- ived and cre- dited to the revenue
(4) Rs.	(5) Rs.	(6) Rs.	(7) Rs.
12,45,84,849	2,97,03,971	9,48,80,878	...
5,12,24,335	1,15,01,845	3,97,22,490	...
6,22,71,336	1,39,98,155	4,82,73,181	...
25,00,000	...	25,00,000	...
24,05,80,520	5,52,03,971	18,53,76,549	...
24,05,80,520	5,52,03,971	18,53,76,549	...
24,05,80,520	5,52,03,971	18,53,76,549	(b)

(b) *Please see footnote at page 219.*

STATEMENT

Head of Account	Balance as on 1st April 2000	Advanced during the year
(1)	(2) Rs.	(3) Rs.
F. Loans and Advances-Contd.		
Loans for Social Services-Concl'd.		
Total- Water Supply, Sanitation, Housing and Urban Development	13,21,14,920	10,84,65,600
Total- Loans for Social Services	13,21,14,920	10,84,65,600
Loans for Economic Services-		
Agriculture and Allied Activities-		
6401. Loans for Crop Husbandry-		
119. Horticulture and Vegetable Crops	3,53,026	...
800. Other Loans	25,41,985	...
Total-6401. Loans for Crop Husbandry	28,95,011	...

NO 17 - Contd.

Total	Repaid during the year	Balance on 31st March 2001	Interest rece- ived and cre- dited to the revenue
(4) Rs.	(5) Rs.	(6) Rs.	(7) Rs.
24,05,80,520	5,52,03,971	18,53,76,549	...
24,05,80,520	5,52,03,971	18,53,76,549	...
3,53,026	...	3,53,026	...
25,41,985	...	25,41,985	...
28,95,011	...	28,95,011	(b)

(b) *Please see footnote at Page 219.*

STATEMENT

Head of Account	Balance as on 1st April 2000	Advanced during the year
(1)	(2) Rs.	(3) Rs.
F. Loans and Advances-Contd.		
Loans for Economic Services - Contd.		
Agriculture and Allied Activities-Concl'd.		
6403. Loans for Animal Husbandry -		
102. Cattle and Buffalo Development	6,56,880	...
103. Poultry Development	3,96,003	...
104. Sheep and Wool Development	40,000	...
105. Piggery Development	71,520	...
800. Other Loans	47,846	...
Total-6403. Loans for Animal Husbandry	12,12,249	...
6405. Loans for Fisheries-		
800. Other Loans	2,97,148	...
Total-6405. Loans for Fisheries	2,97,148	...
6425. Loans for Co-operation-		
107. Loans to Credit Co-operatives	7,81,87,126	...
108. Loans to other Co-operatives	12,36,49,111	4,02,42,000
Total-6425. Loans for Co-operation	20,18,36,237	4,02,42,000
Total-Agriculture and Allied Activities	20,62,40,645	4,02,42,000

NO 17 - Contd.

Total	Repaid during the year	Balance on 31st March 2001	Interest rece- ived and cre- dited to the revenue
(4) Rs.	(5) Rs.	(6) Rs.	(7) Rs.
6,56,880	...	6,56,880	...
3,96,003	...	3,96,003	...
40,000	...	40,000	...
71,520	...	71,520	...
47,846	...	47,846	...
<hr/>			
12,12,249	...	12,12,249	...
<hr/>			
2,97,148	...	2,97,148	...
<hr/>			
2,97,149	...	2,97,148	...
<hr/>			
7,81,87,126	3,27,210	7,78,59,916	...
16,38,91,111	1,84,446	16,37,06,665	...
<hr/>			
24,20,78,237	5,11,656	24,15,66,581	...
<hr/>			
24,64,82,645	5,11,656	24,59,70,989	...
<hr/>			

(b) *Please see footnote at page 219.*

STATEMENT

Head of Account	Balance as on 1st April 2000	Advanced during the Year
(1)	(2) Rs.	(3) Rs.
F. Loans and Advances-Contd.		
Loans for Economic Services - Contd.		
Industry and Mineral-		
6851. Loans for Village and Small Industries-		
102. Small Scale Industries	21,53,512	...
103. Handloom Industries	2,30,800	...
104. Handicraft Industries	9,375	...
200. Other Village Industries	26,62,274	...
Total-6851. Loans for Village and Small Industries	50,55,961	...
6860. Loans for Consumer Industries-		
04. Sugar-		
190. Loans to Public Sector and other Undertakings	2,88,00,000	...
800. Other Loans	39,30,000	...
Total-04. Sugar	3,27,30,000	...

NO 17 - Contd.

Total	Repaid during the year	Balance on 31st March 2001	Interest rece- ived and cre- dited to the revenue
(4) Rs.	(5) Rs.	(6) Rs.	(7) Rs.
21,53,512	...	21,53,512	...
2,30,800	...	2,30,800	...
9,375	...	9,375	...
26,62,274	...	26,62,274	...
<hr/>			
50,55,961	...	50,55,961	...
<hr/>			
2,88,00,000	...	2,88,00,000	...
39,30,000	...	39,30,000	...
<hr/>			
3,27,30,000	...	3,27,30,000	...
<hr/>			

(b) *Please see footnote at page 219.*

STATEMENT

Head of Account	Balance as on 1st April 2000	Advanced during the year
(1)	(2) Rs.	(3) Rs.
F. Loans and Advances-Contd.		
Loans for Economic Services - Concl'd.		
Industry and Mineral-Concl'd.		
6860. Loans for Consumer Industries-Concl'd.		
60. Others-		
600. Others	1,00,00,000	...
Total-60. Others	1,00,00,000	...
Total-6860. Loans for Consumer Industries	4,27,30,000	...
Total-Industry and Minerals	4,77,85,961	...
Total-Loans for Economic Services	25,40,26,606	4,02,42,000
7610. Loans to Government Servants, etc.-		
201. House Building Advances	12,65,995	48,25,000
202. Advances for purchase of Motor Conveyances	2,53,67,640	1,80,40,000
203. Advances for purchase of other Conveyances	12,73,668	80,000

NO 17 - Contd.

Total	Repaid during the year	Balance on 31st March 2001	Interest rece- ived and cre- dited to the revenue
(4) Rs.	(5) Rs.	(6) Rs.	(7) Rs.
1,00,00,000	...	1,00,00,000	...
1,00,00,000	...	1,00,00,000	...
4,27,30,000	...	4,27,30,000	(b)
4,77,85,961	...	4,77,85,961	(b)
29,42,68,606	5,11,656	29,37,56,950	(b)
60,90,995	17,40,227	43,50,768	...
4,34,07,640	62,58,141	3,71,49,499	...
13,53,668	1,48,705	12,04,963	...

(b) *Please see footnote at page 219.*

STATEMENT

Head of Account	Balance as on 1st April 2000	Advanced during the year
(1)	(2)	(3)
	Rs.	Rs.
F. Loans and Advances - Concl.		
7610. Loans to Government Servants, etc.-Concl.		
800. Other Advances	8,05,530	18,75,000
Total-7610. Loans to Government Servants, etc.	<hr/> 2,87,12,833	<hr/> 2,48,20,000
Total-F. Loans and Advances	<hr/> 41,48,54,359	<hr/> 17,35,27,600

(a)	Amount Rs.
The details of loans advanced by the State Government during the year for 'Plan' purposes are given below :- Major and Minor Heads of Accounts	
6216. Loans for Housing- 80. General- 800. Other Loans-	
Low Income Group Housing Scheme	9,06,89,000
Middle Income Group Housing Scheme	71,87,600
Housing Scheme for Economically Weaker Section of the Society	1,05,89,000
Total-6216	<hr/> 10,84,65,600
6425. Loans for Co-operations	
108. Loans to Other Co-operatives	4,02,42,000
Total-6425	<hr/> 4,02,42,000
Total Plan Loans	<hr/> 14,87,07,600

NO 17 - Concl.

Total	Repaid during the year	Balance on 31st March 2001	Interest rece- ived and cre- dited to the revenue
(4) Rs.	(5) Rs.	(6) Rs.	(7) Rs.
26,80,530	5,85,409	20,95,121	...
5,35,32,833	87,32,482	4,48,00,351	...
58,83,81,959	6,44,48,109	52,39,33,850	...

(b) Stands included in the following minor heads under
0049' Interest Receipts at page 59.

191.	Interest from local bodies.	...
195.	Interest from Co-operative Societies	1,29,938
800.	Other Receipts	71,79,411
Total -		73,09,349

(b) *Bifurcation of interest for Rs.73,09,349 received on loans and advances given by the State Government is not available, hence it could not be shown separately against each major/minor head.*



APPENDICES

A P P E N

(REFERRED TO IN NOTE

**STATEMENT SHOWING DETAILS OF INVESTMENTS-OF GOVERNMENT
RECEIVED OF DIVIDEND**

1998-99			
	Number of con- cerns	Investment to end of year	Dividend received during the year
(In lakh of rupees)			
1. Statutory Corporation	1	3.75	...
2. Government Companies	5	25,52.18	...
3. Other Joint Stock Companies	2	6,91.14	...
4. Co-operative Banks Societies etc.	(a)	14,22.61	...
Total-	(a)	46,69.68	... (b)

(a) Information awaited from Government (November, 2001).

(b) Information of dividend received during the year is awaited from the Government (November, 2001).

DIX - I

2 BELOW STATEMENT NO. 2)

**TO END OF 1998-99, 1999-2000 AND 2000-2001 AND THE AMOUNT
DURING THESE YEARS**

Number of con- cerns	1999-2000		Number of con- cerns	2000-2001	
	Invest- ment to end of year (In lakh of rupees)	Dividend- received during the year ...		Invest- ment to end of year (In lakh of rupees)	Dividend received during the year Rs.
1	3.75	...	1	3.75	...
5	25,85.18	...	5	26,15.18	...
2	6,91.14	...	2	6,91.14	...
(a)	15,24.91	...	(a)	17,93.99	...
	48,04.98	...		51,04.06	...

APPENDIX-II


(REFERRED TO IN SUB-PARAGRAPH 2 OF EXPLANATORY NOTES UNDER STATEMENT NO.7)

Statement showing details/information awaited from Departmental Officers and Treasury Officers for reconciliation of balances (Position as stood upto 1985-86)

Head of Account	Amount of differences	Earliest year to which the difference relates	Particulars of details/information wanting from the Departmental Officers and Treasury Officers
(In lakh of rupees)			
M. Remittances, etc.- Forest Remittances	53.89	1981-82	Schedules from the Treasury Officers
Public Works Remittances-II-Public Works Cheques	24.85	1961-62	Schedules of monthly settlement with Treasuries from the Divisional Officers



COMPTROLLER AND AUDITOR GENERAL OF INDIA
2002



COMPTROLLER AND AUDITOR GENERAL OF INDIA
2002