


Finance Accounts

2003 - 2004

GOVERNMENT OF MANIPUR



FINANCE ACCOUNTS

2003-2004

GOVERNMENT OF MANIPUR




TABLE OF CONTENTS

		Page(s)
Certificate of the Comptroller and Auditor General of India		(iii)
Introductory		1 - 4
PART - I :SUMMARISED STATEMENTS		5
No. 1	- Summary of Transactions	6-19
No. 2	- Capital Outlay - Progressive Capital Outlay to end of 2003-2004	20-22
No. 3	- Financial Results of Irrigation Works and Electricity Schemes	23-24
No. 4	- Debt Position (i) Statement of Borrowings (ii) Other Obligations (iii) Service of Debt	25-28
No. 5	- Loans and Advances by State Government (i) Statement of Loans and Advances (ii) Recoveries in Arrears	29
No. 6	- Guarantees given by the Government for repayment of loans, etc. raised by statutory corporations, local bodies and other institutions.	30-31
No. 7	- Cash balances and investments of cash balances	32-34
No. 8	- Summary of balances under Consolidated Fund, Contingency Fund and Public Account	35-37
PART II – DETAILED ACCOUNTS AND OTHER STATEMENTS.		38
A. REVENUE AND EXPENDITURE		
No. 9	- Statement of revenue and expenditure under different heads expressed as a percentage of total revenue/ total expenditure	39-41
No.10	- Statement showing the distribution between Charged and Voted Expenditure	42
No.11	- Detailed Accounts of Revenue by Minor Heads	43-61

No.12	- Detailed Accounts of Expenditure by Minor Heads	62-112
No.13	- Detailed statement of capital expenditure during and to end of the year 2003-2004	113-139
No.14	- Details of investment of Government in Statutory Corporations, Government Companies, Co-operative banks and Societies etc., up to the end of 2003-2004	140-147
No.15	- Statement showing the capital and other expenditure (other than on revenue account) to end of 2003-2004 and the Principal sources from which funds were provided for that expenditure.	148-150


B. DEBT, CONTINGENCY FUND AND PUBLIC ACCOUNT 151

No.16	- Detailed statements of receipts, disbursements and balances under heads of account relating to Debt, Contingency Fund and Public Account.	152-156
No.17	- Detailed statement of Debt and Other interest-bearing Obligations of Government.	157-166
No.18	- Detailed statement of loans and advances made by Government.	167-170
No.19	- Statement showing the details of earmarked balances	171
Appendix-I	: Statement showing investment of Government as at the end of 2000-2001, 2001-2002 , 2002-2003 and 2003-2004 and dividend/ interest received therefrom during those years.	172
Appendix-II	: Statement of Commitments - List of Incomplete Capital Works Costing Rs. 25 lakhs and above as on 31-03- 2004.	173-248

CERTIFICATE OF THE COMPTROLLER AND AUDITOR GENERAL OF INDIA

This compilation containing the Finance Accounts of the Government of Manipur for the year 2003-2004 presents the accounts of the receipts and outgoings of the Government for the year, together with the financial results disclosed by the revenue and capital accounts, the accounts of the public debt and liabilities and assets as worked out from the balances recorded in the accounts. The Appropriation Accounts of the Government for the year for Grants and Charged Appropriations, presented separately, supplement this compilation.

These accounts have been prepared and examined under my direction in accordance with the requirements of the Comptroller and Auditor General's (Duties, Powers and Conditions of Service) Act, 1971. According to the best of my information, as a result of audit of these accounts, the accounts now presented read with the observations in this compilation, are correct statements of receipts and outgoings of the Government of Manipur for the year 2003-2004. Points of interest arising out of the study of these accounts as well as test audit conducted during the year or earlier years are contained in my Report (s) being presented separately for the year 2003-2004, Government of Manipur.



(Vijayendra N. Kaul)
Comptroller and Auditor General of India

New Delhi,
The **29 MAR 2005**

INTRODUCTORY

1. The accounts of Government are kept in the following three parts :-

Part I	Consolidated Fund
Part II	Contingency Fund
Part III	Public Account

In Part I namely Consolidated Fund, there are two main divisions, viz :-

- (1) Revenue - consisting of sections for 'Receipt heads (Revenue Account)' and 'Expenditure heads (Revenue Account)'.
- (2) Capital, Public Debt, Loans, etc. - consisting of sections for 'Receipt heads (Capital Account)', 'Expenditure heads (Capital Account)' and 'Public Debt, Loans and Advances, etc'.

The Revenue division deals with the proceeds of taxation and other receipts classed as revenue and the expenditure met therefrom, the net result of which represents the revenue surplus or deficit for the year.

In Capital division, the section 'Receipts Heads (Capital Account)' deals with receipts of capital nature which cannot be applied as a set-off to capital expenditure.

The section 'Expenditure Heads (Capital Account)' deals with expenditure met usually from borrowed funds with the object of increasing concrete assets of a material and permanent character. It also includes receipts of a capital nature intended to be applied as a set off against expenditure.

The section 'Public Debt, Loans and Advances, etc.' comprises loans raised and their repayments by Government such as 'Internal Debt' and 'Loans and Advances' made (and their recoveries) by Government. This section also includes certain special types of heads for transactions relating to 'Appropriation to the Contingency Fund' and 'Inter-State Settlement'.

In Part II, namely Contingency Fund, of the accounts, the transactions connected with the Contingency Fund established under Article 267 of the Constitution of India are recorded.

In Part III, namely Public Account, of the accounts, the transactions relating to 'Debt' (other than those included in Part I), 'Deposits', 'Advances', 'Remittances' and 'Suspense' are recorded. The transactions under 'Debt', 'Deposits' and 'Advances', in this part are those in respect of which Government incurs a liability to repay the moneys received or has a claim to recover the amounts paid, together with the repayments of the former ('Debt' and 'Deposits') and the recoveries of the latter ('Advances'). The transactions relating to 'Remittances' and 'Suspense' in this part embrace all merely adjusting heads under which appear such transactions as remittances of cash between treasuries and currency chests, transfers between different accounting circles, etc. The initial debits or credits to these heads will be cleared eventually by corresponding receipts or payments either within the same circle of account or in another account circle.

2. *Sectors and Heads of Accounts* :- Within each of the sections in Part I mentioned above, the transactions are grouped into sectors such as 'Tax Revenue', 'Non-Tax Revenue' and 'Grants-in-aid and contributions' for the receipt heads (revenue account), and 'General Services', 'Social Services', 'Economic Services' and 'Grants-in-aid and contributions' for expenditure heads. Specific functions or services (such as Education, Sports, Art and Culture, Health and Family Welfare, Water Supply, Sanitation, Housing and Urban Development, etc. in respect of Social Services) are grouped in Sectors for expenditure heads. In Part III (Public Account) also, the transactions are grouped into sectors, such as 'Small Savings', 'Provident Funds', 'Reserve Funds', etc. The Sectors are sub-divided into major heads of account. In some cases, the Sectors are, in addition, sub-divided into sub-sectors before their division into major heads of account.

The major heads are divided into sub-major heads in some cases and minor heads, with a number of subordinate heads, generally known as sub-heads. The sub-heads are further divided into detailed heads. Under each of these heads, the expenditure is shown distributed between charged and voted. Sometimes major heads are also divided into sub-major heads before their further division into minor heads. Apart from the Sectorial and sub-sectorial classification the Major Heads, Sub-Major Heads, Minor Heads, Sub-Heads, Detailed Heads and Object Heads together constitute a six-tier arrangement of the classification structure of the Government Accounts. The major, minor and sub-heads prescribed for the classification of expenditure in the general accounts are not necessarily identical with the Grants, sub-heads and other units of allotments which are adopted by the Governments for Demands for Grants presented to the Parliament or Legislatures but in general a certain degree of correlation is maintained between the Demands for Grants and the Finance Accounts.

The major heads of accounts, falling within the sectors for expenditure heads, generally correspond to functions of Government, while the minor heads, subordinate to them, identify the programmes undertaken to achieve the objectives of the function represented by the major head. The sub-head represents the scheme, the detailed head, the sub-scheme and object head the object level of classification.

3. Coding Pattern

Major Heads :- From 1st April 1987, a four digit Code has been allotted to the major heads, the first digit indicating whether the major head is a Receipt head or Revenue Expenditure head or Capital Expenditure head or a Loan head.

The first digit of code for Revenue Receipt head is either '0' or '1'. Adding 2 to the first digit code of the Revenue Receipt head will give the number allotted to corresponding Revenue Expenditure head; adding another 2, the Capital Expenditure; and another 2, the Loan head of Account. For example, for Crop Husbandry code 0401 represents the Receipt head, 2401 the revenue expenditure head, 4401 Capital Outlay head and 6401 Loan head.

Such a pattern is, however, not relevant for those departments which are not operating Capital/Loan heads of accounts e.g. Department of Supply. In a few cases, where receipt and expenditure are not heavy, certain functions have been combined under a single major head, the functions themselves forming sub-major heads under the Major head.

Sub Major Heads :- A two digit code has been allotted, the code starting from 01 under each Major Head. Where no sub-major head exists it is allotted a Code '00'. The nomenclature 'General' has been allotted Code '80' so that even after further sub-major heads are introduced the Code for 'General' will continue to remain the last one.

Minor Heads :- These have been allotted a three digit code, the codes starting from '001' under each sub major/major head (where there is no sub-major head). Codes from '001' to '100' and few codes '750' to '900' have been reserved for certain standard minor heads. The coding pattern for minor heads has been designed in such a way that in respect of certain minor heads having a common nomenclature under many major/sub-major heads, the same three digit code is adopted as far as possible.

Under this scheme of codification, the receipt major heads (revenue account) are assigned the block numbers from 0020 to 1606, expenditure major heads (revenue account) from 2011 to 3606, expenditure major heads (capital account) from 4046 to 5475, major heads under 'Public Debt' from 6001 to 6004 and those under 'Loans and Advances', 'Inter-State Settlement' and 'Transfer to Contingency Fund' from 6075 to 7999. The code number 4000 has been assigned for Capital receipt major head. The only major head 'Contingency Fund' in Part II 'Contingency Fund' has been assigned the code number 8000. The major heads in the Public Account are assigned the code numbers from 8001 to 8999.

4. The transactions included in these accounts represent mainly the actual cash receipts and disbursements during the financial year April to March as distinguished from amounts due to or from Government during the same period. The cash basis system is, however, not entirely suitable for recording the transactions and presenting the true state of affairs of Government commercial undertakings run on commercial principles. The detailed accounts of this class of undertakings are, therefore, maintained outside the regular accounts in proper commercial form and are subject to test check by the Indian Audit and Accounts Department.

5. The figures of actuals shown in these accounts are net, after taking into account the recoveries, although the Demands for Grants presented to Legislature and the Appropriation Accounts are for gross expenditure and exclude the credits and recoveries which are otherwise taken as reduction of expenditure.

PART – I
SUMMARISED STATEMENTS

STATEMENT NO. 1
SUMMARY OF TRANSACTIONS

Receipts	Actuals	
	2002-2003	2003-2004
Receipt Heads (Revenue Account)	<i>(In lakhs of Rupees)</i>	
A. Tax Revenue		
<i>(a) Taxes on Income and Expenditure</i>		
0020 Corporation Tax	44,94.00	65,35.00
0021 Taxes on Income other than Corporation Tax	15,92.00	38,94.00
0028 Other Taxes on Income and Expenditure	13,03.78	11,65.17
Total (a) Taxes on Income and Expenditure	73,89.78	1,15,94.17
<i>(b) Taxes on Property and Capital Transactions</i>		
0029 Land Revenue	82.76	56.84
0030 Stamps and Registration Fees	1,89.76	2,32.52
0032 Taxes on Wealth	7.00	6.00
Total (b) Taxes on Property and Capital Transactions	2,79.52	2,95.36
<i>(c) Taxes on Commodities and Services</i>		
0037 Customs	47,41.00	51,40.00
0038 Union Excise Duties	72,91.00	75,14.00
0039 State Excise	2,29.03	2,96.08
0040 Taxes on Sales, Trade, etc.	43,18.12	46,11.59
0041 Taxes on Vehicles	3,43.60	3,37.83
0042 Taxes on Goods and Passengers	67.24	61.90
0043 Taxes and Duties on Electricity	0.37	49.03
0044 Service Tax	5,47.00	9,08.00
0045 Other Taxes and Duties on Commodities and Services	1,21.42	1,04.70
Total (c) Taxes on Commodities and Services	1,76,58.78	1,90,23.13
Total : A. Tax Revenue	2,53,28.08	3,09,12.66
B. Non-Tax Revenue		
<i>(a) Fiscal Services</i>		
0047 Other Fiscal Services		0.84
Total (a) Fiscal Services	0.00	0.84
<i>(b) Interest Receipts, Dividends and Profits</i>		
0049 Interest Receipts	60.62	1,39.42
0050 Dividends and Profits	1.40	0.03
Total (b) Interest Receipts, Dividends and Profits	62.02	1,39.45
<i>(c) Other Non-Tax Revenue</i>		
(i) General Services		
0051 State Public Service Commission	0.43	0.19
0055 Police	55.86	36.88
0056 Jails	0.07	0.01
0058 Stationery and Printing	27.54	1.86
0059 Public Works	3,17.69	2,73.20
0070 Other Administrative Services	49.45	53.02
0071 Contributions and Recoveries towards Pension and Other Retirement benefits	20.90	12.76
0075 Miscellaneous General Services	1,58.87	56.70
Total : (i) General Services	6,30.81	4,34.62
(ii) Social Services		
0202 Education, Sports, Art and Culture	1,12.76	96.93
0210 Medical and Public Health	34.20	29.99

STATEMENT NO. 1 Contd....
SUMMARY OF TRANSACTIONS

Receipts	Actuals	
	2002-2003	2003-2004
Receipt Heads (Revenue Account)	<i>(In lakhs of Rupees)</i>	
B. Non-Tax Revenue		
<i>(c) Other Non-Tax Revenue</i>		
(ii) Social Services		
0211 Family Welfare	1.11	1.80
0215 Water Supply and Sanitation	1,42.71	2,45.68
0216 Housing	75.28	92.87
0217 Urban Development	0.01	0.06
0220 Information and Publicity	0.75	0.04
0230 Labour and Employment	3.04	3.08
0235 Social Security and Welfare	0.86	19.20
0250 Other Social Service	0.64	2.35
Total : (ii) Social Services	3,71.36	4,92.00
(iii) Economic Services		
0401 Crop Husbandry	7.67	3.22
0403 Animal Husbandry	8.17	7.65
0404 Dairy Development	3.85	2.14
0405 Fisheries	7.90	4.68
0406 Forestry and Wild Life	81.16	1,00.92
0408 Food Storage and Warehousing	0.11	
0425 Co-operation	42.09	9.56
0435 Other Agricultural Programmes	0.05	0.01
0515 Other Rural Development Programmes		0.12
0701 Major and Medium Irrigation	24.22	34.41
0702 Minor Irrigation	2.24	1.03
0801 Power	43,90.52	36,77.38
0802 Petroleum		0.04
0851 Village and Small Industries	7.77	11.36
0852 Industries	0.02	2.46
0853 Non-ferrous Mining and Metallurgical industries	0.81	2.18
0875 Other Industries	0.03	0.08
1054 Roads and Bridges	1.56	3.98
1425 Other Scientific Research	0.02	
1452 Tourism	0.55	0.58
1475 Other General Economic Services	5.69	4.39
Total : (iii) Economic Services	45,84.43	38,66.19
Total (c) Other Non-Tax Revenue	55,86.60	47,92.81
Total : B. Non-Tax Revenue	56,48.62	49,33.10
C. Grants-In-Aid And Contributions		
1601 Grants-in-aid from Central Government	10,18,21.92	10,61,25.65
Total : C. Grants-In-Aid And Contributions	10,18,21.92	10,61,25.65
Total : Receipt Heads (Revenue Account)	13,27,98.62	14,19,71.41

STATEMENT NO. 1 Contd....
SUMMARY OF TRANSACTIONS

Disbursement	Actuals	
	2002-2003	2003-2004
	<i>(In lakhs of Rupees)</i>	
Expenditure Heads (Revenue Account)		
A. GENERAL SERVICES		
<i>(a) Organs of State</i>		
2011 Parliament/State/Union Territory Legislatures	6,02.94	7,80.50
2012 President, Vice-President/Governor/Administrator of Union Territories	1,09.62	1,22.56
2013 Council of Ministers	1,95.51	2,47.80
2014 Administration of Justice	3,79.90	4,40.17
2015 Elections	3,23.19	7,22.42
Total : (a) Organs of State	16,11.16	23,13.45
<i>(b) Fiscal Services</i>		
(ii) Collection of Taxes on Property and Capital Transactions		
2029 Land Revenue	9,38.65	9,67.22
2030 Stamps and Registration	49.03	51.15
Total : (ii) Collection of Taxes on Property and Capital Transactions	9,87.68	10,18.37
(iii) Collection of Taxes on Commodities and Services		
2039 State Excise	1,32.71	1,32.46
2040 Sales Tax	1,34.75	1,30.06
2041 Taxes on Vehicles	1,63.70	1,88.50
2045 Other Taxes and Duties on Commodities and Services	6.40	5.29
Total : (iii) Collection of Taxes on Commodities and Services	4,37.56	4,56.31
(iv) Other Fiscal Services		
2047 Other Fiscal Services	52.89	43.96
Total : (iv) Other Fiscal Services	52.89	43.96
Total : (b) Fiscal Services	14,78.13	15,18.64
<i>(c) Interest payment and servicing of Debt</i>		
2049 Interest Payments	2,54,67.89	2,15,33.48
Total : (c) Interest payment and servicing of Debt	2,54,67.89	2,15,33.48
<i>(d) Administrative Services</i>		
2051 Public Service Commission	87.28	87.97
2052 Secretariat-General Services	13,95.30	14,65.66
2053 District Administration	9,33.96	10,12.39
2054 Treasury and Accounts Administration	3,14.28	3,26.04
2055 Police	1,35,07.67	1,44,98.08
2056 Jails	4,47.46	4,01.18
2058 Stationery and Printing	1,98.08	2,21.23
2059 Public Works	13,33.67	15,15.46
2070 Other Administrative Services	15,05.50	10,72.99
Total : (d) Administrative Services	1,97,23.20	2,06,01.00
<i>(e) Pensions and Miscellaneous General Services</i>		
2071 Pensions and Other Retirement benefits	1,67,35.70	1,65,96.74
2075 Miscellaneous General Services	42.77	47.19
Total : (e) Pensions and Miscellaneous General Services	1,67,78.47	1,66,43.93
Total : A. GENERAL SERVICES	6,50,58.85	6,26,10.50

STATEMENT NO. 1 Contd....
SUMMARY OF TRANSACTIONS

Disbursement	Actuals	
	2002-2003	2003-2004
Expenditure Heads (Revenue Account)	<i>(In lakhs of Rupees)</i>	
B. SOCIAL SERVICES		
<i>(a) Education, Sports, Art and Culture</i>		
2202 General Education	2,66,99.80	2,73,80.12
2203 Technical Education	2,50.98	3,55.25
2204 Sports and Youth Services	9,15.68	10,03.96
2205 Art and Culture	5,55.42	3,35.48
Total : (a) Education, Sports, Art and Culture	2,84,21.88	2,90,74.81
<i>(b) Health and Family Welfare</i>		
2210 Medical and Public Health	50,57.82	53,12.76
2211 Family Welfare	9,11.25	13,49.34
Total : (b) Health and Family Welfare	59,69.07	66,62.10
<i>(c) Water Supply, Sanitation, Housing and Urban Development</i>		
2215 Water Supply and Sanitation	36,02.44	7,05.16
2216 Housing	4,92.14	4,57.95
2217 Urban Development	7,40.96	8,43.25
Total : (c) Water Supply, Sanitation, Housing and Urban Development	48,35.54	20,06.36
<i>(d) Information and Broadcasting</i>		
2220 Information and Publicity	1,75.47	1,78.32
Total : (d) Information and Broadcasting	1,75.47	1,78.32
<i>(e) Welfare of Schedule Castes, Schedule Tribes and Other Backward Classes</i>		
2225 Welfare of Scheduled Castes, Scheduled Tribes and Other Backward Classes	31,53.76	39,18.48
Total : (e) Welfare of Schedule Castes, Schedule Tribes and Other Backward Classes	31,53.76	39,18.48
<i>(f) Labour and Labour Welfare</i>		
2230 Labour and Employment	3,50.95	4,46.11
Total : (f) Labour and Labour Welfare	3,50.95	4,46.11
<i>(g) Social Welfare and Nutrition</i>		
2235 Social Security and Welfare	26,21.90	31,99.76
2236 Nutrition	1,70.49	2,62.15
2245 Relief on Account of Natural Calamities	1,17.00	4,86.50
Total : (g) Social Welfare and Nutrition	29,09.39	39,48.41
<i>(h) Others</i>		
2250 Other Social Services	65.19	92.45
2251 Secretariat-Social Services	2,62.00	2,63.61
Total : (h) Others	3,27.19	3,56.06
Total : B. SOCIAL SERVICES	4,61,43.25	4,65,90.65
C. ECONOMIC SERVICES		
<i>(a) Agriculture and Allied Activities</i>		
2401 Crop Husbandry	21,47.77	26,38.02

STATEMENT NO. 1 Contd....
SUMMARY OF TRANSACTIONS

Disbursement	Actuals	
	2002-2003	2003-2004
Expenditure Heads (Revenue Account)	<i>(In lakhs of Rupees)</i>	
C. ECONOMIC SERVICES		
<i>(a) Agriculture and Allied Activities</i>		
2402 Soil and Water Conservation	9,46.17	11,58.57
2403 Animal Husbandry	18,60.46	20,86.74
2404 Diary Development	45.47	1,00.83
2405 Fisheries	8,38.46	8,92.07
2406 Forestry and Wild Life	12,79.63	15,16.44
2407 Plantations	0.37	1.27
2408 Food Storage and Warehousing	3,51.78	4,17.09
2415 Agricultural Research and Education	1,19.38	96.74
2425 Co-operation	6,02.16	6,12.64
2435 Other Agricultural Programmes	0.00	0.00
Total : (a) Agriculture and Allied Activities	81,91.65	95,20.41
<i>(b) Rural Development</i>		
2501 Special Programmes for Rural Development	2,11.70	2,93.06
2505 Rural Employment	9,03.00	13,44.87
2515 Other Rural Development Programmes	10,06.39	12,34.10
Total : (b) Rural Development	21,21.09	28,72.03
<i>(c) Special Areas Programmes</i>		
2552 North Eastern Areas	66.80	3,50.00
2575 Other Special Areas Programmes	0.00	7,50.00
Total : (c) Special Areas Programmes	66.80	11,00.00
<i>(d) Irrigation and Flood Control</i>		
2701 Major and Medium Irrigation	15,21.90	19,45.48
2702 Minor Irrigation	6,60.26	6,47.46
2705 Command Area Development	2,17.34	4,23.87
2711 Flood Control and Drainage	6,26.59	6,81.68
Total : (d) Irrigation and Flood Control	30,26.09	36,98.49
<i>(e) Energy</i>		
2801 Power	86,08.91	1,01,02.14
2810 Non-Conventional Sources of Energy	47.38	42.25
Total : (e) Energy	86,56.29	1,01,44.39
<i>(f) Industry and Minerals</i>		
2851 Village and Small Industries	22,68.41	36,05.07
2852 Industries	52.81	71.37
2853 Non-ferrous Mining and Metallurgical Industries	1,14.88	92.40
Total : (f) Industry and Minerals	24,36.10	37,68.84
<i>(g) Transport</i>		
3054 Roads and Bridges	41,71.86	41,98.68
3055 Road Transport	0.00	0.00
Total : (g) Transport	41,71.86	41,98.68
<i>(i) Science Technology and Environment</i>		
3425 Other Scientific Research	1,85.11	1,88.34

STATEMENT NO. 1 Contd....
SUMMARY OF TRANSACTIONS

Disbursement	Actuals	
	2002-2003	2003-2004
Expenditure Heads (Revenue Account)	<i>(In lakhs of Rupees)</i>	
C. ECONOMIC SERVICES		
<i>(i) Science Technology and Environment</i>		
3435 Ecology and Environment	86.33	1,15.58
Total : (i) Science Technology and Environment	<u>2,71.44</u>	<u>3,03.92</u>
<i>(j) General Economic Services</i>		
3451 Secretariat-Economic Services	7,38.26	8,95.00
3452 Tourism	1,31.27	1,18.24
3454 Census Surveys and Statistics	3,82.23	4,04.63
3475 Other General Economic Services	1,15.29	1,21.03
Total : (j) General Economic Services	<u>13,67.05</u>	<u>15,38.90</u>
Total : C. ECONOMIC SERVICES	<u>3,03,08.37</u>	<u>3,71,45.66</u>
Total : Expenditure Heads (Revenue Account)	<u>14,15,10.47</u>	<u>14,63,46.81</u>
Revenue Surplus(+)/ Deficit(-) :	<u>-87,11.85</u>	<u>-43,75.40</u>

STATEMENT NO. 1 Contd...
SUMMARY OF TRANSACTIONS

Receipts**Actuals**

Receipt Heads (Capital Account)	2002-2003	2003-2004
	<i>(In lakhs of Rupees)</i>	
E. PUBLIC DEBT		
6003 Internal Debt of the State Government	14,07,70.28	8,11,58.06
6004 Loans and Advances from the Central Government	10,24,94.52	5,27,30.40
Total : E. PUBLIC DEBT	<u>24,32,64.80</u>	<u>13,38,88.46</u>
F. LOANS AND ADVANCES		
Recoveries of Loans and Advances	46.80	48.12
Total : F. LOANS AND ADVANCES	<u>46.80</u>	<u>48.12</u>
Total : Consolidated Fund	<u>37,61,10.21</u>	<u>27,59,08.00</u>

STATEMENT NO. 1 Contd....
SUMMARY OF TRANSACTIONS

Disbursement	Actuals	
	2002-2003	2003-2004
Expenditure Heads (Capital Account)	<i>(In lakhs of Rupees)</i>	
Expenditure Heads (Capital Account)	1,60,70.52	2,40,39.77
E. PUBLIC DEBT		
6003 Internal Debt of the State Government	17,65,98.50	6,50,97.95
6004 Loans and Advances from the Central Government	5,77,85.12	5,99,25.67
Total : E. PUBLIC DEBT	<u>23,43,83.62</u>	<u>12,50,23.62</u>
F. LOANS AND ADVANCES		
Loan and Advances	1,55.25	1,95.91
Total : F. LOANS AND ADVANCES	<u>1,55.25</u>	<u>1,95.91</u>
Total : Consolidated Fund	<u>39,21,19.89</u>	<u>29,56,06.18</u>

STATEMENT NO. 1 Contd....
SUMMARY OF TRANSACTIONS

Receipts**Actuals**

2002-2003 2003-2004
(In lakhs of Rupees)

I. SMALL SAVINGS, PROVIDENT FUNDS, ETC.

(a) National Small Savings Fund	10,18.00	19,14.00
(b) State Provident Funds	1,06,22.93	1,00,39.87
(c) Other Accounts	1,77.60	1,73.06
Total : I. SMALL SAVINGS, PROVIDENT FUNDS,	1,18,18.53	1,21,26.93

J. RESERVE FUND

(b) Reserve Funds not bearing Interest	1,17.00	5,16.00
Total : J. RESERVE FUND	1,17.00	5,16.00

K. DEPOSIT AND ADVANCES

(a) Deposits bearing Interest	0.00	0.00
(b) Deposits not bearing Interest	25,93.65	28,88.91
(c) Advances	80.53	2,92.54
Total : K. DEPOSIT AND ADVANCES	26,74.18	31,81.45

L. SUSPENSE AND MISCELLANEOUS

(b) Suspense	1,31,32.28	44,46.95
(c) Other Accounts	16,47.39	5,52,76.88
(d) Accounts with Governments of Foreign Countries	0.00	0.00
(e) Miscellaneous	0.00	0.00
Total : L. SUSPENSE AND MISCELLANEOUS	1,47,79.67	5,97,23.83

M. REMITTANCES

(a) Money Orders and other Remittances	4,21,34.82	5,42,99.43
(b) Inter-Government Adjustment Account	0.00	0.00
Total : M. REMITTANCES	4,21,34.82	5,42,99.43

Total : Public Account**7,15,24.20****12,98,47.64****Total : Receipts****44,76,34.43****40,57,55.64****Opening Cash Balance :****-1,71,84.63****-3,36,02.12****Grand Total :****43,04,49.80****37,21,53.52**

STATEMENT NO. 1 Contd....
SUMMARY OF TRANSACTIONS

Disbursement	Actuals	
	2002-2003	2003-2004
	<i>(In lakhs of Rupees)</i>	
I. SMALL SAVINGS, PROVIDENT FUNDS, ETC.		
(a) National SmallSavings Fund	52.00	0.00
(b) State Provident Funds	1,62,52.45	1,33,10.09
(c) Other Accounts	2,60.79	2,51.02
Total : I. SMALL SAVINGS, PROVIDENT FUNDS,	1,65,65.24	1,35,61.11
J. RESERVE FUND		
(b) Reserve Funds not bearing Interest	0.50	6,69.67
Total : J. RESERVE FUND	0.50	6,69.67
K. DEPOSIT AND ADVANCES		
(a) Deposits bearing Interest	0.00	0.00
(b) Deposits not bearing Interest	41,42.81	26,57.86
(c) Advances	80.52	2,93.14
Total : K. DEPOSIT AND ADVANCES	42,23.33	29,51.00
L. SUSPENSE AND MISCELLANEOUS		
(b) Suspense	54,23.35	76,80.58
(c) Other Accounts	12,15.63	5,51,49.35
(d) Accounts with Governments of Foreign Countries	-0.16	0.00
(e) Miscellaneous	0.00	0.00
Total : L. SUSPENSE AND MISCELLANEOUS	66,38.82	6,28,29.93
M. REMITTANCES		
(a) Money Orders and other Remittances	4,45,04.07	4,88,17.95
(b) Inter-Government Adjustment Account	0.00	0.00
Total : M. REMITTANCES	4,45,04.07	4,88,17.95
Total : Public Account	7,19,31.96	12,88,29.66
Total : Disbursements	46,40,51.86	42,44,35.83
Closing Cash Balance :	-3,36,02.12	-5,22,82.31
Grand Total :	43,04,49.74	37,21,53.52

STATEMENT - 1 Conld.
EXPLANATORY NOTE

The transactions on revenue account resulted in deficit of Rs. 43.76 crores in 2003-2004 as against deficit of Rs. 87.12 crores in 2002-2003 . Taking into account the transactions other than Revenue Account, Public Account, there was an overall deficit of Rs. 186.83 crores during 2003-2004 as against deficit of Rs. 164.17 crores during 2002-2003 as indicated below:-

(1)	2002-2003	2003-2004
	In crores of rupees	
Opening Cash Balance	-171.85	-336.02
Part -I Consolidated Fund		
(a) Transactions on Revenue Account		
(i) Receipts	1327.99	1419.71
(ii) Expenditure	1415.11	1463.47
Revenue surplus (+)/Deficit(-)	-87.12	-43.76
(b) Transactions other than on Revenue Account		
(i) Capital Expenditure- Payments(-)	-160.7	-240.4
(ii) Public Debt (net) - Receipts(+)/Payments(-)	88.81	88.64
(iii) Loans and Advances by the State Government (net) - Payment (-)	-1.08	-1.48
Total :- Consolidated Fund - (net)	-160.09	-197
Part -III: Public Account		
Small Savings, Provident Funds, Reserve Funds, Deposits and Advances and Suspense and Miscellaneous (net) - Receipts(+)/Payments(-)	19.61	-44.64
Remittances (net) - Receipts (+) / Payments (-)	-23.69	54.81
Total : :Public Account (net) - Receipts(+)/Payment(-)	-4.08	10.17
Overall deficit (-) / surplus (+)	-164.17	-186.83
Closing Cash balance	-336.02	-522.85

STATEMENT - 1 Contd....
EXPLANATORY NOTE

2.(a) **Receipts from Government of India** : Of the revenue receipts Rs.1419.71 crores in 2003-2004

Rs. 1302.15 crores were received from the Government of India as follows

	2003-2004 (In Crores of Rupees)
(i) Corporation Tax	65.35
(ii) Taxes on Income Other than	38.94
(iii) State's share on other Taxes on Income and Expenditure	-0.01
(iv) Taxes on Wealth	0.06
(v) Customs	51.40
(vi) Union Excise Duties	75.14
(vii) Service Tax	9.08
(viii) State's share on other Taxes on Duties on Commodities and Services	0.93
(ix) Grants-in-aid from Central Government	10,61.26
TOTAL	13,02.15
 (b) Revenue raised by the Government :	
The revenue raised by the State Government was Rs. 117.56 crores and comprised of the following :	
(i) Tax Revenue	68.24
(ii) Non- Tax Revenue	49.32
TOTAL	1,17.56
GRAND TOTAL	14,19.71

STATEMENT - 1 Contd....
EXPLANATORY NOTE

3. **Taxation charges during the year** : No new tax was levied during the year.
4. **Revenue receipts** : There was net increase of Rs.91.72 crores in the revenue receipts. The increase was from Rs.13,27.99 crores to Rs. 14,19.71 crores during the year 2002-2003 to 2003-2004. The increase occurred mainly under :-

Major Head of Account (1)	Increase (2)	Main reasons (3)
0020 Corporation Tax	65.35	More receipts under share of net proceed of Income on Corporation tax
0021 Taxes on Income other than Corporation Tax	23.02	More receipts under share of net proceed of Income other than Corporation tax
0037 Customs	3.99	More receipts under share of net proceed of Income on Customs.
0044 Service Tax	3.69	More receipts under share of net proceed of Income on Service Tax.
1601 Grant-in-Aid and Contributions	43.04	Increase in Grant-in-Aid from Central Government

These increases were partly off-set by decreases mainly under:-

Major Head of Account (1)	Decrease (2) (In crores of rupees)	Main reasons (3)
0028 Other Taxes on Income and Expenditure	1.39	Less receipts under Taxes on Profession, Trades, etc. and share of Net Proceeds of Income
0075 Misc. General Services	1.02	Due to non functioning of State Lotteries.
0801 Power	7.14	Less receipts of other receipts under Hydel Generation.

STATEMENT - 1 Contd....
EXPLANATORY NOTE

5. Expenditure on Revenue Account : There was a net increase of Rs. 48.26 crores in the expenditure of Revenue Account. The increase was from Rs. 14,15.11 crores to 14,63.37 crores during the year 2002-2003 to 2003-2004. The increase occurred mainly under :-

Major Head of Account (1)	Increase (2) (In crores of rupees)	Main reasons (3)
2055 Police	9.90	More Expenditure on Wireless & Computers and Modification of Police Force
2202 General Education	6.80	More Expenditure on Elementary Education, University and Higher Education
2225 Welfare of Scheduled Castes, Scheduled Tribes and other Backward Classess	7.64	More Expenditure on Welfare of Scheduled Tribes and other Backward Classess
2235 Social Security and Welfare	5.78	More Expenditure on Welfare of Handicappes, Welfare of aged, infirm and destitute
2801 Power	14.93	More Expenditure on Purchase of Power and Other Expenditure
2851 Village and Small Industries	13.37	More Expenditure on Direction and Administration, Handloom and Sericulture Industries.

These increases were partly off-set by decreases mainly under:-

Major Head of Account (1)	Decrease (2) (In crores of rupees)	Main reasons (3)
2049 Interest Payment	39.35	Less payment of Interest on Internal Debt and State Provident Fund.
2070 Other Administrative Services	4.43	Less expenditure on Home Guard and Other Expenditure.
2205 Arts and Culture	2.20	Less expenditure on Direction and Administration
2215 Water Supply and Sanitation	28.97	Due to recoveries received in 2003-2004

STATEMENT NO. 2

CAPITAL OUTLAY - PROGRESSIVE CAPITAL OUTLAY TO THE END OF 2003-2004

Serial No.	Nature of expenditure	Expenditure to the end of 2002-2003	Expenditure during 2003-2004	Expenditure to the end of 2003-2004
(In lakhs of rupees)				
A. Capital Account Of General Services				
1.	4059 Capital Outlay on Public Works	1,09,81.91	9,22.47	1,19,04.38
2.	4070 Capital Outlay on other Administrative Services	64.27		64.27
Total - A. Capital Account Of General Services		1,10,46.18	9,22.47	1,19,68.65
B. Capital Account Of Social Services				
<i>(a) Capital Account of Education, Sports, Art and Culture</i>				
3.	4202 Capital Outlay on Education, Sports, Art and Culture	1,79,63.68	14,19.26	1,93,82.94
Total - (a) Capital Account of Education, Sports, Art		1,79,63.68	14,19.26	1,93,82.94
<i>(b) Capital Account of Health and Family Welfare</i>				
4.	4210 Capital Outlay on Medical and Public Health	27,90.45	4,59.50	32,49.95
5.	4211 Capital Outlay on Family Welfare	3,20.24	2,98.05	6,18.29
Total - (b) Capital Account of Health and Family		31,10.69	7,57.55	38,68.24
<i>(c) Capital Account of Water Supply, Sanitation, Housing and Urban Development</i>				
6.	4215 Capital Outlay on Water Supply and Sanitation	4,91,14.17	58,06.85	5,49,21.02
7.	4216 Capital Outlay on Housing	84,57.88	1,29.23	85,87.11
8.	4217 Capital Outlay on Urban Development	27,67.87	9,61.43	37,29.30
Total - (c) Capital Account of Water Supply, Sanitation,		6,03,39.92	68,97.51	6,72,37.43
<i>(d) Capital Account of Information and Broadcasting</i>				
9.	4220 Capital Outlay on Information and Publicity	17.48	49.70	67.18
Total - (d) Capital Account of Information and		17.48	49.70	67.18
<i>(e) Capital Account of Welfare of Scheduled Castes, Scheduled Tribes and other Backward Classes</i>				
10.	4225 Capital Outlay on Welfare of scheduled Castes, Scheduled Tribes and other Backward Classes	1,65.00		1,65.00
Total - (e) Capital Account of Welfare of Scheduled		1,65.00		1,65.00
<i>(g) Capital Account of Social Welfare and Nutrition</i>				
11.	4235 Capital Outlay on Social Security and Welfare	5,88.87	4,83.87	10,72.74
Total - (g) Capital Account of Social Welfare and		5,88.87	4,83.87	10,72.74
<i>(h) Capital Account of Other Social Services</i>				
12.	4250 Capital Outlay on other Social Services	1,53.55	1,20.75	2,74.30
Total - (h) Capital Account of Other Social Services		1,53.55	1,20.75	2,74.30
Total - B. Capital Account Of Social Services		8,23,39.19	97,28.64	9,20,67.83

CAPITAL OUTLAY - PROGRESSIVE CAPITAL OUTLAY TO THE END OF 2003-2004

Serial No.	Nature of expenditure	Expenditure to the end of 2002-2003	Expenditure during 2003-2004	Expenditure to the end of 2003-2004
(In lakhs of rupees)				
C. Capital Account Of Economic Services				
<i>(a) Capital Account of Agriculture and Allied Activities</i>				
13.	4401 Capital Outlay on Crop Husbandry	10,39.42	-1.25	10,38.17
14.	4402 Capital Outlay on Social and Water Conversation	18,41.01		18,41.01
15.	4403 Capital Outlay on Animal Husbandry	8,75.55	4.33	8,79.88
16.	4404 Capital Outlay on Dairy Development	1,18.91		1,18.91
17.	4405 Capital Outlay on Fisheries	2,88.79		2,88.79
18.	4406 Capital Outlay on Forestry and Wild Life	7.42		7.42
19.	4408 Capital Outlay on Food Storage Warehousing	6,57.90	35.18	6,93.08
20.	4415 Capital Outlay on Agricultural Research and Education	13,27.64	1,62.00	14,89.64
21.	4416 Investments in Agricultural Financial Institution	3,08.42	48.32	3,56.74
22.	4425 Capital Outlay on Co-operation	20,67.50	1,29.42	21,96.92
Total - (a) Capital Account of Agriculture and Allied		85,32.56	3,78.00	89,10.56
<i>(b) Capital Account of Rural Development</i>				
23.	4515 Capital Outlay on other Rural Devalopment Programmes	20,85.58	5,33.80	26,19.38
Total - (b) Capital Account of Rural Development		20,85.58	5,33.80	26,19.38
<i>(c) Capital Account of Special Areas Programme</i>				
24.	4552 Capital Outlay on North Eastern Areas	77,94.40	1,87.30	79,81.70
Total - (c) Capital Account of Special Areas Programm		77,94.40	1,87.30	79,81.70
<i>(d) Capital Account of Irrigation and Flood Control</i>				
25.	4701 Capital Outlay on Major and Medium Irrigation	5,15,66.02	20,69.92	5,36,35.94
26.	4702 Capital Outlay on Minor Irrigation	52,64.18	5,71.72	58,35.90
27.	4705 capital Outlay on Command Area Development	13.61	0.05	13.66
28.	4711 Capital Outlay on Flood Control Projects	49,48.88	4,20.58	53,69.46
Total - (d) Capital Account of Irrigation and Flood		6,17,92.69	30,62.27	6,48,54.96
<i>(e) Capital Account of Energy</i>				
29.	4801 Capital Outlay on Power Projects	7,16,72.95	29,29.49	7,46,02.44
Total - (e) Capital Account of Energy		7,16,72.95	29,29.49	7,46,02.44
<i>(f) Capital Account of Industry and Minerals</i>				
30.	4851 Capital Outlay on Village and Small Industries	33,40.77	11,66.26	45,07.03
31.	4852 Capital Outlay on Iron & Steel Industries	74.37		74.37
32.	4853 Capital Outlay on Non-Ferrous Mining and Metallurgical Industries	38.37		38.37
33.	4854 Capital Outlay on Cement and Non-Metallic Mineral	2,71.40		2,71.40
34.	4857 Capital Outlay on Chemicals and Pharmaceutical Industries	0.00	4,06.31	4,06.31
35.	4859 Capital Outlay on Telecommunication and Electronic Industries	1,89.40	1,02.07	2,91.47
36.	4860 Capital Outlay on Consumer Industries	34,64.94	11,00.71	45,65.65
37.	4885 Capital Outlay on Industries and Minerals	3,07.55		3,07.55
Total - (f) Capital Account of Industry and Minerals		76,86.80	27,75.35	1,04,62.15
<i>(g) Capital Account of Transport</i>				
38.	5054 Capital Outlay on Roads and Bridges	6,21,51.69	20,41.06	6,41,92.75
39.	5055 Capital Outlay on Road Transport	35,60.53	14,30.10	49,90.63
Total - (g) Capital Account of Transport		6,57,12.22	34,71.16	6,91,83.38

STATEMENT NO. 2 Conld.

CAPITAL OUTLAY - PROGRESSIVE CAPITAL OUTLAY TO THE END OF 2003-2004

Serial No.	Nature of expenditure	Expenditure to the end of 2002-2003	Expenditure during 2003-2004	Expenditure to the end of 2003-2004
(In lakhs of rupees)				
C. Capital Account Of Economic Services				
<i>(i) Capital Account of Science Technology and Environment</i>				
40.	5425 Capital Outlay on other Scientific and Enviromental Research	80.42		80.42
	Total - (i) Capital Account of Science Technology and	80.42		80.42
<i>(j) Capital Account of General Economic Services</i>				
41.	5452 Capital Outlay on Tourism	5,25.75	51.26	5,77.01
	Total - (j) Capital Account of General Economic	5,25.75	51.26	5,77.01
	Total - C. Capital Account Of Economic Services	22,58,83.37	1,33,88.63	23,92,72.00
TOTAL : EXPENDITURE HEADS (Capital Account)		31,92,68.74	2,40,39.74	34,33,08.48

EXPLANATORY NOTES

1. The Government invested Rs. 2903.18 lakhs during 2003-04 out of which Rs.1280.10 lakh was invested in Statutory Corporations. The details of the Government investments as at the end of March 2004 are given in Statement No.14. The investments as at the end of 2001-2002, 2002-2003 and 2003-2004, as also Dividend/Interest received by the Government thereon during those years are given in Appendix-I.

APPENDIX -IV - (conld.)

STATEMENT NO.3(ii) -FINANCIAL RESULTS OF ELECTRICITY SCHEMES

Sl. No.	Name of Projects	Direct Capital Outlay		Gross revenue during	Working expenses		Net revenue excluding interest	Interest on capital outlay	Net profit or loss after meeting interest
		During	To end of		Depreciation	Total working expenses			
					Direct working expenses	Total working expenses	Surplus of revenue over expenditure, (+) or excess of expenditure over revenue(-)	Rate per cent on capital to end of the year	Surplus of revenue over expenditure (+) or excess of expenditure over revenue (-) year

Note : There is no any transactions for this statement for the Government of Manipur.

25
STATEMENT NO. 4
DEBT POSITION

(i) STATEMENT OF BORROWINGS

Nature of Borrowings	Balance on 1st April 2003	Receipts during the year	Repayment during the year	Balance on 31st March 2004	Net Increase(+) or Decrease (-)
(1)	(2)	(3)	(4)	(5)	(6)
	<i>(In crores of rupees)</i>				
E. Public Debt					
6003 Internal Debt of the State Government	6,05.37	8,11.58	6,50.98	7,65.97	1,60.60
6004 Loans and Advances from the Central Government	9,07.44	5,27.30	5,99.26	8,35.49	-71.95
Total - E. Public Debt	15,12.82	13,38.88	12,50.24	16,01.46	88.64
I. Small Savings, Provident Funds, Etc.	5,52.94	1,21.27	1,35.61	5,38.60	- 14.34
Total - I. Small Savings, Provident Funds, Et	5,52.94	1,21.27	1,35.61	5,38.60	- 14.34
Grand Total	20,65.76	14,60.15	13,85.85	21,40.06	74.30

No law has been passed by the Legislature of the State under the provisions of Article 293 of the Constitution laying down the limit within which Government may borrow on the security of the Consolidated Fund of the State.

Explanatory Notes

1. **Internal Debt of the State Government** - This covers mainly long term loans raised in the open market, borrowings from autonomous bodies like the Life Insurance Corporation of India, National Co-operative Development Corporation, etc., and borrowings of a purely temporary nature repayable within twelve months, such as ways and means advances from the Reserve Bank of India.

(i) **Market Loans bearing interest**

During the year, a loan of Rs.349.30 crore was raised. Out of it, Rs.46.12 crore is redeemable in 2013, Rs.96.09 crore is redeemable in 2015 and Rs.207.09 crore is redeemable in 2017.

The loan for Rs.20.80 crore carries interest @ 6.20%, Rs.157.09 crore carries interest @ 8.5%, Rs. 50.00 crore carries interest @ 5.90%, Rs.85.69 crore carries interest 5.85%, Rs.9.10 crore carries interest @6.35% and Rs.26.62 crore carries interest @ 6.40%.

(ii) **Loans from the Life Insurance Corporation of India**

The State Government received no loan from the Life Insurance Corporation of India during the year 2003-2004 but paid Rs.0.05 crore in repayment of outstanding loans. The State Government did not raise any loan from the General Insurance Corporation of India during 2003-04.

STATEMENT NO. 4
DEBT POSITION

Contd....

(iii) Loans from the National Bank for Agricultural and Rural Development.

These loans are meant for contribution to Share Capital of the Co-operative credit Institutions.

(iv) Loans from other Institutions.

Position of loans is given in Annexure to Statement No.17

(v) Ways and Means Advances from the Reserve Bank of India.

These are borrowings of the purely temporary nature to cover the deficit in the minimum cash balance of Rs.24 lakhs required to be maintained with the Bank, if the State Government has a minus balance even after availing of the maximum advance. The State Government obtained Ways and Means Advances and Overdrafts to the extent indicated below from the Reserve Bank of India during 2003-2004.

	Opening Balance	Receipts	Repayments	Balance as on 31st March,2004	Interest Paid
	(1)	(2)	(3)	(4)	(5)
(1) Ways and Means advances	55.70	247.07	247.46	55.31	2.99
(2) Shortfall and Overdrafts	49.75	215.20	215.20	49.75	1.71
Total	105.45	462.27	462.66	105.06	4.70

2. Loans and Advances from the Central Government - Details of loans taken by the State from Government of India are given in Annexure to Statement No.17.

Arrangements for amortisation - The Government of Manipur have not considered any arrangement necessary for amortisation of loans taken from Government of India; their view is that in the present context when all the resources available with the State are mobilized for financing development schemes and when no real surplus is available for redemption of debt, there is no reasons for disturbing the revenue accounts by including provision for non-obligatory sinking funds for repayment of loans.

3. Small Savings, Provident Funds, etc. - This comprises the provident fund balances of Government servants and certain other funds. The particulars are given in Statement No.17.

27
STATEMENT NO. 4
DEBT POSITION

Contd....

(ii) OTHER OBLIGATIONS

In addition to the above, the balances at the credit of earmarked and other funds as also certain deposits, to the extent to which they have not been invested but are merged with the general cash balance of Government, also constitute the liability of Government. The amount of such liability at the end of 2003-2004 was Rs.159.56 are shown below; further details are given in Statement No. 16 and 19)

Nature of Obligation	Balance o 1st April 2003	Receipts durin the year	Repaymen during the year	Balance o 31st March 2004	Net Increase(+) or Decrease (-)
	(In crores of Rupees)				
Interest bearing obligations, such as Deposit, Other earmarked funds, etc	<u>2.36</u>		<u>.00</u>	<u>2.36</u>	<u>.00</u>
Non-interest bearing obligations, such as Deposit, Other earmarked funds, etc	<u>1,56.43</u>	<u>34.05</u>	<u>33.28</u>	<u>1,57.20</u>	<u>.77</u>
Grand Total	<u>1,58.79</u>	<u>34.05</u>	<u>33.28</u>	<u>1,59.56</u>	<u>.77</u>

STATEMENT NO. 4 Conld.
DEBT POSITION

(iii) SERVICE OF DEBT

Interest on debt and other obligations :- The outstanding gross debt and other obligations and the total net amount met from revenue during 2002-2003 and 2003-2004 as interest charges were as shown below :-

	2002-2003	2003-2004	Net increase(+) or decrease(-) during the year
	In crores of rupees		
Gross Debt and Other obligation outstanding at the end of the year	22,24.54	22,99.62	75.08
Interest paid by Government on public debt Small savings, Provident Funds, etc	<u>2,54.68</u>	<u>2,15.33</u>	<u>- 39.34</u>
Total Interest paid :	<u>2,54.68</u>	<u>2,15.33</u>	<u>- 39.34</u>
Deduct			
(i) Interest received on loans and advances given by Government	.26	.19	- .07
(ii) Interest realised on investment of cash balance	<u>.34</u>	<u>1.20</u>	<u>.86</u>
Total (i) and (ii)	<u>.61</u>	<u>1.39</u>	<u>.79</u>
Net amount of interest charges	2,54.07	2,13.94	
Percentage of gross interest to total revenue receipts	19.18	15.17	
Percentage of net interest to total revenue receipts	19.13	15.07	

STATEMENT NO. 5
LOANS AND ADVANCES BY THE STATE GOVERNMENT

(i) STATEMENT OF LOANS AND ADVANCES

Category of Loans and advances	Balance Outstanding on 1st April 2003	Paid during the year	Repaid during the year	Balance Outstanding on 31st March 2004	Net Addition + Reduction - during the year
(In lakhs of Rupees)					
6202. Loans for Education, Sports, Art and Culture	10.73			10.73	.00
6215. Loans for Water Supply and Sanitation	7,07.45			7,07.45	.00
6216. Loans for Housing	19,78.85	.00	.49	19,78.36	- .49
6217. Loans for Urban Development	88.69			88.69	.00
6225. Loans for Welfare of Scheduled Castes, Scheduled Tribes and other Backward Classes	2.40			2.40	.00
6235. Loans for Social Security and Welfare	34.68			34.68	.00
6401. Loans for Cop Husbandry	1,25.79			1,25.79	.00
6403. Loans for Animal Husbandry	.50			.50	.00
6405. Loans for Fisheries	20.03			20.03	.00
6425. Loans for Co-operation	14,69.78	1,69.85	3.29	16,36.34	1,66.56
6515. Loans for other Rural Development Programmes	.78			.78	.00
6851. Loans for Village and Small Industries	6,87.21	4.80	.77	6,91.24	4.03
7610. Loans to Government Servants, etc.	4,69.15	21.26	43.57	4,46.84	- 22.31
7615. Miscellaneous Loans	8.46			8.46	.00
Total :	56,04.50	1,95.91	48.12	57,52.29	1,47.79

Note : A more detailed account is given in Statement No. 18

(ii) RECOVERIES IN ARREARS

(a) The arrears in recovery of the loans given to the Imphal Municipality, detailed accounts of which are maintained in Accounts Office were Rs. 9.10 lakhs (Principal Rs. 2.62 lakhs and interest Rs. 6.68 lakhs) on 31st March 2004.

(b) The Position of arrears in recovery of Loans as on 31st March, 2004 detailed accounts of which are maintained by departmental officers has not been received from departments (September, 2004)

STATEMENT NO. 6
GUARANTEES GIVEN BY THE GOVERNMENT FOR REPAYMENT
OF LOANS, ETC. RAISED BY THE STATUTORY CORPORATIONS,
LOCAL BODIES AND OTHER INSTITUTIONS

According to the information furnished by the Government, guarantees given by the State Government and outstanding at the end of 31st March, 2004 were as under:-

Party on whose behalf the guarantee has been given	Maximum amount guaranteed (Principal Only	Sums guaranteed outstanding as on 31st March, 2004	Interest
	(In lakhs of rupees)		
(i)(a) Raised by Manipur State Apex Long Term Co-operatives Housing Society Limited from Life Insurance Corporation of India for Payment of Housing Loan to the members of the Society.	125.00	120.00	423.00
(b) Housing and Urban Development Corporation, New Delhi	575.82	549.33	569.65
(ii) Raised by the Manipur State Co-operatives Bank Limited for financing seasonal agricultural operations and marketing of crops as well as for refinancing of different agricultural schemes and rural development.	500.00	244.51	(a)
(iii) Advanced by Indian Overseas Bank Limited to Fishery Projects under the Fish Farm Development Agency, Manipur.	75.00	(a)	(a)
(iv) Advanced by Tea Board for Tea Boards' New Tea Unit financing scheme Loans to Manipur Plantation Crops Corporation Limited for cultivation of tea.	156.80	11.17	31.69
(v) Raised by Planning & Development Authority (PDA), Manipur.	18573.00	(a)	(a)
(vi) Raised by Manipur Spinning Mills Corporation Ltd. from			
(a) IDBI	49.00	35.00	194.52
(b) SBI, Imphal	24.00	(a)	12.00
(c) Development Corporation of India.	183.21	183.21	198.00
(vii) Raised by Manipur Film Development Corporation Ltd. as soft term loan from National Film Development Corporation Ltd. Mumbai.	20.00	15.00	1.58
(viii) Manipur State Land Development Co-operative Ltd. (MSLDB)	200.00	22.30	11.47
(ix) Raised by Manipur Tribal Development Corporation Limited from			
(a) NSFDC	250.00	466.10	111.15
(b) NBCFDC	300.00	326.00	143.30
(c) NMDFC	250.00	126.10	36.30
(d) NSHFDC	150.00	78.61	22.17

STATEMENT NO. 6 Conld.
**GUARANTEES GIVEN BY THE GOVERNMENT FOR REPAYMENT
OF LOANS, ETC. RAISED BY THE STATUTORY CORPORATIONS,
LOCAL BODIES AND OTHER INSTITUTIONS**

Under Section 6 of the State Financial Corporation Act 1951, the shares of a State Financial Corporation are to be guaranteed by the State Government as to repayment of Principal and payment of annual dividend. Again under Section 7 of the above Act, the bonds and debentures of a State Financial Corporation are to be guaranteed by the State Government as to the repayment of Principal and payment of Interest. Guarantees are also to be given under Section 8 of the Act *ibid* for repayment of principal and interest on fixed deposits accepted by a State Financial Corporation. In the case of Assam Financial Corporation, such guarantees under Sections 6,7 and 8 of the Act were given jointly by the Government of India on behalf of the erstwhile Union Territories of Manipur and Tripura (which developed on the successor Manipur and Tripura States on their becoming States from 21st January, 1972) and the Government of the composite State Assam. The contingent liability is to be shared in the ratio of 2:4:8 by the Government of Manipur, Tripura and Assam respectively. Information regarding Manipur's share of actual amount guaranteed under the above section on behalf of the Assam Financial Corporation and outstanding as on 31st March,2004 has not been received from Government (September, 2004).

(a) Information from the Government for the year 1996-97 to 2003-2004 is awaited (September, 2004)

STATEMENT NO. 7
CASH BALANCES AND INVESTMENTS OF CASH BALANCES

	As on 1st April 2003	As on 31st March 2004
	<i>(In lakhs of rupees)</i>	
(a) General Cash Balances		
1. Cash in Treasuries	4,57.82	4,59.50
2. Deposits with Reserve Bank	-3,37,62.36	-5,27,98.90
3. Remittance in Transit	-2,97.57	57.09
Total :	-3,36,02.11	-5,22,82.31
3. Investments held in the Cash Balance Investment Accounts	4,44.83	4,44.83
Total : (a)	-3,31,57.28	-5,18,37.48
(b) Other Cash Balances and Investments		
1. Cash with Departmental Officers viz ,Forest and Public Works Officers	3,96.63	2,69.10
2. Permanent Advances for Contingent expenditure with Departmental Officers	2.21	2.21
Total : (b)	3,98.84	2,71.31
Total : (a) & (b)	-3,27,58.45	-5,15,66.17

1. (a) The cash balance represents the combined balances of the Consolidated Fund, the Contingency Fund and the Public Account.

(b) The balance against "Deposits with Reserve Bank" on 31st March 2004 has been arrived at after taking into account inter-Governmental monetary settlement advised to the Bank upto 25th April 2004.

2. Under an agreement with the Reserve Bank of India the Government has to maintain with the bank a minimum cash balance of Rs.24 lakhs on all working days. The bank informs the Government of its daily balance with the bank at the close of each working day. If the balance falls below this minimum, the shortfall is initially made good by selling Government of India Treasury bills held by the State Government and thereafter by taking Ways and Means Advances from the bank. The limit of ordinary Ways and Means Advances has been fixed at Rs.50.00 crores. The bank has also agreed to give Special (Secured) Ways and Means Advances has been fixed upto a maximum of Rs.6.40 crores against the pledge of Government of India Securities. If even after the maximum advance is given there is still a shortfall in the minimum cash balance, the shortfall is left uncovered. Overdrafts are given by the bank if the State Government has a minus balance even after availing of the maximum advance.

STATEMENT NO. 7

Contd....

CASH BALANCES AND INVESTMENTS OF CASH BALANCES

Interest is payable on advances, shortfalls and overdrafts as follows :

Category	Period	Category
Advances	First 90 days	6%
	First 90 days	7%
Shortfall	Under normal Ways and Means Advances (WMA) limit	9%
	Under normal Ways and Means Advances (WMA) limit	12%

The extent to which Government was able to maintain the minimum balance with the bank during the year 2003-2004 is given below

(1) Number of days on which the minimum balance was maintained without obtaining any advance	105
(2) Number of days on which the minimum balance was maintained by taking ordinary WMA only	5
(3) Number of days on which minimum balance was maintained by taking Special WMA only	13
(4) Number of days on which minimum balance was maintained by taking Ordinary and Special WMA	30
(5) Number of days on which there was shortfall from the agreed minimum balance even after availing the ordinary and Special WMA to the full extent but no overdraft were taken	1
(6) Number of days on which overdrafts were taken	212
Total	366

3. The Ordinary and Special (Secured) Ways and Means Advances (WMA) taken and repaid together with interest during 2003-2004 are indicated in Note 1(v) below Statement No.4.

STATEMENT NO. 7 Contd.

CASH BALANCES AND INVESTMENTS OF CASH BALANCES

4. The investment made during 2003-2004 from out of the General Cash Balance were in Government of India Treasury Bills and Securities.

The following is an analysis of investments held in Cash Balance Investment Account :-

	Opening Balance on 1st April,2003	Purchase during 2003-2004	Sales during 2003-2004	Closing Balance on 31st March, 2004	Interest realised during the year
	(In lakhs of rupees)				
Short Term Investments:-					
Government of India Treasury Bills	1.82	53336.00	53336.00	1.82	73.57
Long Term Investment:-					
Securities of the Government of India	4,43.00	4,43.00	46.87
Total	4,44.82	53,336.00	53,336.00	4,44.82	120.44

STATEMENT NO. 8
SUMMARY OF BALANCES UNDER CONSOLIDATED FUND,
CONTINGENCY FUND AND PUBLIC ACCOUNT

The following is a summary of the balances as on 31st March ,2004

Debit Balances (Rs.)	Sector of the General Account	Name of the Account	Credit Balances (Rs.)
CONSOLIDATED FUND			
2772,48,30,727	A to D	Government Account	
	E	Public Debt	1601,46,63,114
57,52,27,337	F	Loan and Advances	
PUBLIC ACCOUNT			
	I	Small Saving,Provident Funds,etc	538,59,55,254
	J	Reserve Funds	
		Reserve Funds not bearing interest	13,51,45,463
	K	Deposit and Advances	
		(i) Deposits bearing interest	2,35,79,948
		(ii) Deposits not bearing interest	143,68,97,801
2,22,48,850		(iii) Advances	
2,98,34,868	L	Suspense and Misscellaneous	
	M	Remittances	12,76,69,061
- 522,82,31,140	N	Cash Balance (Closing)	
<u>2312,39,10,641</u>		Total	<u>2312,39,10,641</u>

STATEMENT NO. 8 Contd....
**SUMMARY OF BALANCES UNDER CONSOLIDATED FUND,
CONTINGENCY FUND AND PUBLIC ACCOUNT**

Explanatory Notes

The significance of the head "Government Account" is explained below:

1. Under the system of Book Keeping following in Government Accounts, the amount booked under Revenue and Capital Heads and other transactions of Government, balances of which are not carried forward from year to year, are closed to a single head called "Government Account". The balance under this head represents the cumulative result of all such transactions so that after adding thereto the balances under Public Debt, Loans and Advances, Suspense and Miscellaneous (other than Miscellaneous Government Account) and Remittance heads, the closing balance at the end of the year may be worked out and proved. The Government Account for 2003-2004 given below will show how the net amount at the end of the year has been arrived at:

Debit (1) (Rs.)	Details (2)	Credit (3) (Rs.)
2488,33,07,517	A- Balance at the debit of the Government on 1st April,2003	
	B- Revenue Receipts	1419,71,41,761
1463,46,88,190	C-Expenditure Heads(Revenue Account)	
240,39,76,781	D-Expenditure Heads(Capital Account)	
...	E-Miscellaneous	
	F-Balances at the debit of the Government Account on 31st March,2004	2772,48,30,727
4192,19,72,488	TOTAL	4192,19,72,488

2. The other headings in this Summary take into account the balance under all account heads in Government book where Government has a liability to repay the money received or has a claim to recover the amount paid and also heads of accounts opened in the books for adjustment of remittance transactions. It must be understood that these balances cannot be regarded as a complete record of the financial position of the Government of Manipur, as these do not take into account all the physical assets of the State, such as lands, buildings, communications, etc., nor any accrued dues or outstanding liabilities which are not brought to account under cash basis of accounting followed by Government.

STATEMENT NO. 8 Conld.

SUMMARY OF BALANCES UNDER CONSOLIDATED FUND,
CONTINGENCY FUND AND PUBLIC ACCOUNT

3. A Summary of receipts, disbursements and balances under Heads of Accounts relating to Debt and Public Account is given in Statement No. 16. There is no transaction relating to Contingency Fund as the Contingency Fund has not so far been set up in Manipur.

In a number of cases there are unreconciled differences in the closing balances as reported in Statement No. 16 and those shown in separate registers or other, records maintained in the Accounts Office/Departmental offices for the purpose. Steps are being taken to settle the discrepancies as soon as possible.

The balances are communicated to the Departmental officers concerned every year for verification and acceptance thereof. In a large number of cases such acceptances have not been received.

The number of such cases, major headwise, whose balances are yet to be verified and acceptances awaited are detailed below :

Head of Account	Number of Acceptances awaited	Year from which acceptances awaited	Balances outstanding against those items on 31st March, 2004 (In lakhs of rupees)
(1)	(2)	(3)	(4)
6202 Loans for Education, Art and Culture (National Loans Scholarship Scheme)	32	1969-2004	10.73
6215 Loans for Water Supply and Sanitation	10	1992-2004	7,07.45
6216 Loans for Housing	5	1992-2004	1978.36
6217 Loans for Urban Development :			
(i) Loans for Imphal Municipality	44	1969-2004	37.09
(ii) Loans for District and Local Fund Committee	2	1974-2004	0.10
(iii) Loans for PDA	6	1976-2004	51.50
6225 Loans for Welfare of Schedule Castes, Scheduled Tribes and other backward Classes.	4	1969-2004	2.40
6235 Loans for Social Security and Welfare	20	1969-2004	34.64
6401 Loans for Crop Husbandry	15	1969-2004	1,25.79
6403 Loans for Animal Husbandry	1	1976-2004	0.50
6405 Loans for Fisheries	...	1992-2004	20.03
6425 Loans for Co-operation	5	1992-2004	1636.33
6515 Loans for Other rural Development Programmes	4	1969-2004	0.78
6851 Loans for Village and Small Industries	6	1992-2004	691.25
7610 Loans to Government Servants etc.	10,160	1969-2004	446.83
7615 Miscellaneous Loans	54	1969-2004	8.46

PART-II
DETAILED ACCOUNTS AND OTHER STATEMENTS
A-REVENUE AND EXPENDITURE

STATEMENT NO. 9
STATEMENT OF REVENUE AND EXPENDITURE UNDER DIFFERENT HEADS
OF TOTAL REVENUE / EXPENDITURE EXPRESSED AS A PERCENTAGE
FOR THE FINANCIAL YEAR 2003-2004

<i>Heads - Revenue</i>	<i>Amount (in lakhs of rupees)</i>	<i>Percentage of Total Revenue</i>	<i>Percentage of Total Expenditure</i>
A. Tax Revenue			
(a) Taxes on Income and Expenditure			
Corporation Tax	65,35.00	4.60	4.47
Taxes on Income other than Corporation Tax	38,94.00	2.74	2.66
Other Taxes on Income and Expenditure	11,65.17	0.82	0.80
(b) Taxes on Property and Capital Transactions			
Land Revenue	56.84	0.04	0.04
Stamps and Registration Fees	2,32.52	0.16	0.16
Taxes on Wealth	6.00	0.00	0.00
(c) Taxes on Commodities and Services			
Customs	51,40.00	3.62	3.51
Union Excise Duties	75,14.00	5.29	5.13
State Excise	2,96.08	0.21	0.20
Taxes on Sales, Trade, etc.	46,11.59	3.25	3.15
Taxes on Vehicles	3,37.83	0.24	0.23
Taxes on Goods and Passengers	61.90	0.04	0.04
Taxes and Duties on Electricity	49.03	0.03	0.03
Service Tax	9,08.00	0.64	0.62
Other Taxes and Duties on Commodities and Services	1,04.70	0.07	0.07
Total : A. Tax Revenue	3,09,12.65	21.77	21.12
B. Non-Tax Revenue			
(a) Fiscal Services			
(b) Interest Receipts, Dividends and Profits			
	1,39.45	0.10	0.10
(c) Other Non-Tax Revenue			
(i) General Services			
	4,34.62	0.31	0.30
(ii) Social Services			
	4,92.01	0.35	0.34
(iii) Economic Services			
	38,66.20	2.72	2.64
Total : B. Non-Tax Revenue	49,33.11	3.47	3.37
C. Grants-In-Aid And Contributions			
	10,61,25.65	74.75	72.52
Grand Total : Revenue	14,19,71.42	1,00.00	97.01

STATEMENT NO. 9 Contd....
STATEMENT OF REVENUE AND EXPENDITURE UNDER DIFFERENT HEADS
OF TOTAL REVENUE / EXPENDITURE EXPRESSED AS A PERCENTAGE
FOR THE FINANCIAL YEAR 2003-2004

<i>Heads - Expenditure</i>	<i>Amount (in lakhs of rupees</i>	<i>Percentage of Total Revenue</i>	<i>Percentage of Total Expenditure</i>
A. General Services			
(a) Organs of State	23,13.46	1.63	1.58
(b) Fiscal Services			
(ii) Collection of Taxes on Property and Capital Transactions			
Land Revenue	967.22	.68	0.66
Stamps and Registration	51.15	.04	0.03
(iii) Collection of Taxes on Commodities and Services			
State Excise	132.46	.09	0.09
Sales Tax	130.06	.09	0.09
Taxes on Vehicles	188.50	.13	0.13
Other Taxes and Duties on Commodities and Services	5.29	.00	0.00
(iv) Other Fiscal Services			
Other Fiscal Services	43.96	.03	0.03
Total : (b) Fiscal Services	1518.64	1.07	1.04
(c) Interest payment and servicing of Debt	2,15,33.48	15.17	14.71
(d) Administrative Services	2,06,01.02	14.51	14.08
(e) Pensions and Miscellaneous General Services	1,66,43.93	11.72	11.37
Total : A. General Services	6,26,10.53	44.10	42.78
B. Social Services			
(a) Education, Sports, Art and Culture	2,90,74.80	20.48	19.87
(b) Health and Family Welfare	66,62.10	4.69	4.55
(c) Water Supply, Sanitation, Housing and Urban Development	20,06.37	1.41	1.37
(d) Information and Broadcasting	1,78.32	.13	.12
(e) Welfare of Schedule Castes, Schedule Tribes and Other Backward Classes	39,18.48	2.76	2.68
(f) Labour and Labour Welfare	4,46.11	.31	.30
(g) Social Welfare and Nutrition	39,48.41	2.78	2.70
(h) Others	3,56.07	.25	.24
Total : B. Social Services	4,65,90.67	32.82	31.84

STATEMENT NO. 9 Conld.
**STATEMENT OF REVENUE AND EXPENDITURE UNDER DIFFERENT HEADS
OF TOTAL REVENUE / EXPENDITURE EXPRESSED AS A PERCENTAGE
FOR THE FINANCIAL YEAR 2003-2004**

<i>Heads - Expenditure</i>	<i>Amount (in lakhs of rupees</i>	<i>Percentage of Total Revenue</i>	<i>Percentage of Total Expenditure</i>
C. Economic Services			
(a) Agriculture and Allied Activities	95,20.40	6.71	6.51
(b) Rural Development	28,72.03	2.02	1.96
(c) Special Areas Programmes	11,00.00	.77	.75
(d) Irrigation and Flood Control	36,98.50	2.61	2.53
(e) Energy	1,01,44.39	7.15	6.93
(f) Industry and Minerals	37,68.85	2.65	2.58
(g) Transport	41,98.68	2.96	2.87
(i) Science Technology and Environment	3,03.92	.21	.21
(j) General Economic Services	15,38.91	1.08	1.05
Total : C. Economic Services	3,71,45.68	26.16	25.38
Grand Total : Expenditure (Revenue Account)	14,63,46.88	1,03.08	1,00.00

STATEMENT NO. 10
STATEMENT SHOWING THE DISTRIBUTION BETWEEN
CHARGED AND VOTED EXPENDITURE

Particulars	Actuals for 2003-2004		
	Charged Rs.	Voted Rs.	Total Rs.
Expenditure Heads (Revenue Account)	2176,33,70,54.51	12,45,83,51,135	14,63,46,88,190
Expenditure Heads (Capital Account)		2,40,39,76,781	2,40,39,76,781
Disbursements under Public Debt & Loans and Advances *	12,50,23,62,107	1,95,90,573	12,52,19,52,680
Total :	14,67,86,99,161	14,88,19,18,489	29,56,06,17,651

* The Figures have been arrived as follows :-

	Charged Expenditure Rs.	Voted Expenditure Rs.
E. Public Debt -		
Internal Debt of the State Government	6,50,97,94,797	
Loans and Advances from the Central Government	5,99,25,67,310	
F. Loan and Advances -		1,95,90,573
Total :	12,50,23,62,107	1,95,90,573

STATEMENT NO. 11
DETAILED ACCOUNTS OF REVENUE BY MINOR HEADS

Heads	Actuals for 2003-2004 Rs.
Receipt Heads (Revenue Account)	
A. Tax Revenue	
(a) Taxes on Income and Expenditure	
0020 Corporation Tax	
901 Share of Net Proceed Assigned to State	65,35,00,000
Total - 0020	65,35,00,000
0021 Taxes on Income other than Corporation Tax	
901 Share of net proceeds assigned to States	38,94,00,000
Total - 0021	38,94,00,000
0028 Other Taxes on Income and Expenditure	
107 Taxes on Professions, Trades, Callings and Employment	11,66,17,258
901 Share of Net Proceed Assigned to State	-1,00,000
Total - 0028	11,65,17,258
Total - (a) Taxes on Income and Expenditure	1,15,94,17,258
(b) Taxes on Property and Capital Transactions	
0029 Land Revenue	
101 Land Revenue/Tax	52,70,672
103 Rates and Cesses on Land	23,354
106 Receipts on account of Survey and Settlement Operations	1,34,884
800 Other Receipts	2,55,426
Total - 0029	56,84,336
0030 Stamps and Registration Fees	
101 Court Fees realised in stamps	11,855
<i>01 Stamps-Judicial</i>	
101 Court Fees realised in Stamps	21,260
102 Sale of Stamps	11,41,018
<i>Total 01</i>	11,62,278
<i>02 Stamps-Non-Judicial</i>	
102 Sale of Stamps	1,69,54,548
<i>Total 02</i>	1,69,54,548

STATEMENT NO. 11

Contd....

DETAILED ACCOUNTS OF REVENUE BY MINOR HEADS

Heads	Actuals for 2003-2004 Rs.
A. Tax Revenue	
(b) Taxes on Property and Capital Transactions	
0030 Stamps and Registration Fees	
<i>03 Registration Fees</i>	
104 Fees for registering documents	48,75,744
800 Other Receipts	2,47,183
<i>Total 03</i>	<u>51,22,927</u>
Total - 0030	<u>2,32,51,608</u>
0032 Taxes on Wealth	
901 Share of net proceeds assigned to States	6,00,000
Total - 0032	<u>6,00,000</u>
Total - (b) Taxes on Property and Capital Transactions	<u>2,95,35,944</u>
(c) Taxes on Commodities and Services	
0037 Customs	
901 Share of Net Proceed Assigned to State	51,40,00,000
Total - 0037	<u>51,40,00,000</u>
0038 Union Excise Duties	
901 Share of net proceeds assigned to State	75,14,00,000
Total - 0038	<u>75,14,00,000</u>
0039 State Excise	
101 Country Spirits	6,300
105 Foreign Liquors and spirits	1,90,46,332
150 Fines And Confiscations	64,41,064
800 Other Receipts	41,14,044
Total - 0039	<u>2,96,07,740</u>
0040 Taxes on Sales, Trade, etc.	

STATEMENT NO. 11

Contd....

DETAILED ACCOUNTS OF REVENUE BY MINOR HEADS

Heads	Actuals for 2003-2004 Rs.
A. Tax Revenue	
(c) Taxes on Commodities and Services	
0040 Taxes on Sales, Trade, etc.	
101 Receipts under Central Sales Tax Act	15,96,760
102 Receipts under State Sales Tax Act	45,19,07,480
103 Tax on sale of motor spirits and lubricants	19,36,100
104 Surcharge on Sales Tax	10,98,855
105 Tax on Sale of Crude Oil	26,53,567
107 Receipts of Turnover Tax	338
110 Trade Tax	6,727
800 Other Receipts	19,58,752
Total - 0040	46,11,58,579
0041 Taxes on Vehicles	
101 Receipts under the Indian Motor Vehicles Act	54,79,112
102 Receipts under the State Motor Vehicles Taxation Acts	2,80,55,814
800 Other Receipts	2,47,970
Total - 0041	3,37,82,896
0042 Taxes on Goods and Passengers	
101 Tax Collections	21,14,271
102 Tolls on Roads	85,252
103 Tax Collection-Pessenger Tax	13,96,722
104 Tax Collection -Goods Tax	11,35,340
106 Tax on entry of goods into Local Areas	6,58,184
800 Other Receipts	7,99,989
Total - 0042	61,89,758
0043 Taxes and Duties on Electricity	
101 Taxes on consumption and sale of Electricity	49,00,075
102 Fees under the Indian Electricity Rules	2,790
800 Other Receipts	100
Total - 0043	49,02,965
0044 Service Tax	
901 Share of Net Proceed Assigned to State	9,08,00,000
Total - 0044	9,08,00,000
0045 Other Taxes and Duties on Commodities and Services	

STATEMENT NO. 11

Contd....

DETAILED ACCOUNTS OF REVENUE BY MINOR HEADS

Heads	Actuals for 2003-2004 Rs.
A. Tax Revenue	
(c) Taxes on Commodities and Services	
0045 Other Taxes and Duties on Commodities and Services	
101 Entertainment Tax	10,01,584
105 Luxury Tax	1,62,280
800 Other Receipts	6,373
901 Share of Net Proceed Assigned to State(5)	93,00,000
Total - 0045	1,04,70,237
Total - (c) Taxes on Commodities and Services	1,90,23,12,175
Total - A. Tax Revenue	3,09,12,65,377
B. Non-Tax Revenue	
(a) Fiscal Services	
0047 Other Fiscal Services	
800 Other Receipts	84,103
Total - 0047	84,103
Total - (a) Fiscal Services	84,103
(b) Interest Receipts, Dividends and Profits	
0049 Interest Receipts	
<i>04 Interest Receipts of State/Union Territory Governments</i>	
110 Interest realised on investment of Cash balances	1,20,44,290
195 Interest from Co-operative Societies	5,20,440
800 Other Receipts	13,77,096
<i>Total 04</i>	<i>1,39,41,826</i>
Total - 0049	1,39,41,826
0050 Dividends and Profits	
200 Dividends from other investments	2,730
Total - 0050	2,730
Total - (b) Interest Receipts, Dividends and Profits	1,39,44,556
(c) Other Non-Tax Revenue	

STATEMENT NO. 11

Contd....

DETAILED ACCOUNTS OF REVENUE BY MINOR HEADS

Heads	Actuals for 2003-2004 Rs.
B. Non-Tax Revenue	
(c) Other Non-Tax Revenue	
(i) General Services	
0051 State Public Service Commission	
102 State Public Service Commission	19,419
105 State Public Service Commission (i) Examination Fees	40
Total - 0051	19,459
0055 Police	
101 Police supplied to other Governments	200
103 Fees, Fines and Forfeitures	38,578
105 Receipts of state Head-quarters Police	6,940
800 Other Receipts	36,42,159
Total - 0055	36,87,877
0056 Jails	
800 Other Receipts	1,100
Total - 0056	1,100
0058 Stationery and Printing	
102 Sale of Gazettes etc.	26,535
200 Other Press receipts	1,56,948
800 Other receipts	2,084
Total - 0058	1,85,567
0059 Public Works	
<i>01 Office Buildings</i>	
800 Other Receipts	4,89,358
<i>Total 01</i>	4,89,358
<i>80 General</i>	
011 Rents (2)	61,220
102 Hire charges of Machinery and Equipment	38
103 Recovery of percentage charges (4)	59,88,343
800 Other Receipts (3)	2,07,80,827
<i>Total 80</i>	2,68,30,428
Total - 0059	2,73,19,786
0070 Other Administrative Services	

STATEMENT NO. 11
DETAILED ACCOUNTS OF REVENUE BY MINOR HEADS

Contd....

Heads	Actuals for 2003-2004 Rs.
B. Non-Tax Revenue	
(c) Other Non-Tax Revenue	
(i) General Services	
0070 Other Administrative Services	
<i>01 Administration of Justice</i>	
102 Fines and Forfeitures	12,21,726
800 Other Receipts	1,19,622
<i>Total 01</i>	13,41,348
 <i>60 Other Services</i>	
115 Receipts from Guest Houses, Government Hostels Etc.	23,27,922
800 Other Receipts	16,32,454
<i>Total 60</i>	39,60,376
Total - 0070	53,01,724
 0071 Contributions and Recoveries towards Pension and Other Retirement bene	
<i>01 Civil</i>	
101 Subscriptions and Contributions	12,16,983
800 Other Receipts	59,113
<i>Total 01</i>	12,76,096
Total - 0071	12,76,096
 0075 Miscellaneous General Services	
103 State Lotteries	56,57,238
800 Other Receipts	12,846
Total - 0075	56,70,084
Total - (i) General Services	4,34,61,693
 (ii) Social Services	
0202 Education, Sports, Art and Culture	
<i>01 General Education (1)</i>	
101 Elementary Education	30,58,168
102 Secondary Education	10,17,229
103 University and Higher Education	37,89,782
600 General	1,11,415
<i>Total 01</i>	79,76,594

STATEMENT NO. 11
DETAILED ACCOUNTS OF REVENUE BY MINOR HEADS

Contd....

Heads	Actuals for 2003-2004 Rs.
B. Non-Tax Revenue	
(c) Other Non-Tax Revenue	
(ii) Social Services	
0202 Education, Sports, Art and Culture	
<i>02 Technical Education (1)</i>	
101 Tutions and other fees	8,91,980
<i>Total 02</i>	8,91,980
<i>03 Sports and Youth Services</i>	
101 Physical Education - Sports and Youth Welfare	44,451
800 Other Receipts	3,63,879
<i>Total 03</i>	4,08,330
<i>04 Art and Culture</i>	
101 Archives and Museums	8,401
800 Other Receipts	4,07,745
<i>Total 04</i>	4,16,146
Total - 0202	96,93,050
0210 Medical and Public Health	
<i>01 Urban Health Services</i>	
020 Receipts from Patients for hospital and dispensary services	13,26,293
104 Medical Store Depots	1,03,676
800 Other Receipts	1,63,049
<i>Total 01</i>	15,93,018
<i>02 Rural Health Services</i>	
101 Receipts/contributions from patients and others	90,868
800 Other Receipts	1,22,356
900 Deduct Refunds	2,000
<i>Total 02</i>	2,15,224
<i>03 Medical Education, Training and Research</i>	
105 Allopathy	86,857
<i>Total 03</i>	86,857
<i>04 Public Health</i>	
104 Fees and Fines etc.	1,66,425
105 Receipts from Public Health Laboratories	3,94,066
800 Other Receipts	1,35,753
<i>Total 04</i>	6,96,244

STATEMENT NO. 11

Contd....

DETAILED ACCOUNTS OF REVENUE BY MINOR HEADS

Heads	Actuals for 2003-2004 Rs.
B. Non-Tax Revenue	
(c) Other Non-Tax Revenue	
(ii) Social Services	
0210 Medical and Public Health	
<i>80 General</i>	
800 Other Receipts	4,07,959
<i>Total 80</i>	<u>4,07,959</u>
Total - 0210	<u>29,99,302</u>
0211 Family Welfare	
101 Sale of contraceptives	30,800
800 Other Receipts	1,49,577
Total - 0211	<u>1,80,377</u>
0215 Water Supply and Sanitation	
<i>01 Water Supply</i>	
101 Services & Service Fees	39,100
102 Receipts from Rural water supply schemes	16,87,126
103 Receipts from Urban water supply schemes	60,24,137
104 Fees, Fines etc	2,04,811
800 Other Receipts	1,64,27,571
<i>Total 01</i>	<u>2,43,82,745</u>
<i>02 Sewerage and Sanitation</i>	
103 Receipts from Sewerage Schemes	1,100
104 Fees, Fines etc.	80,100
501 Services and Service Fees	2,363
800 Other Receipts	1,01,702
<i>Total 02</i>	<u>1,85,265</u>
Total - 0215	<u>2,45,68,010</u>
0216 Housing	
<i>01 Government Residential Buildings (2)</i>	
106 General Pool accommodation	72,29,553
700 Other Housing	7,965
800 Other Receipts	2,57,005
<i>Total 01</i>	<u>74,94,523</u>

STATEMENT NO. 11

Contd....

DETAILED ACCOUNTS OF REVENUE BY MINOR HEADS

Heads	Actuals for 2003-2004 Rs.
B. Non-Tax Revenue	
(c) Other Non-Tax Revenue	
(ii) Social Services	
0216 Housing	
02 Urban Housing	
800 Other Receipts	91,325
Total 02	<u>91,325</u>
80 General	
800 Other Receipts	17,01,314
Total 80	<u>17,01,314</u>
Total - 0216	<u>92,87,162</u>
0217 Urban Development	
60 Other Urban Development Schemes	
800 Other Receipts	5,510
Total 60	<u>5,510</u>
Total - 0217	<u>5,510</u>
0220 Information and Publicity	
01 Films	
800 Other Receipts	3,360
Total 01	<u>3,360</u>
60 Others	
800 Other Receipts	240
Total 60	<u>240</u>
Total - 0220	<u>3,600</u>
0230 Labour and Employment	
101 Receipts under Labour laws	3,00,292
102 Fees for registration of Trade Unions	1,740
800 Other Receipts	6,150
Total - 0230	<u>3,08,182</u>
0235 Social Security and Welfare	

STATEMENT NO. 11

Contd....

DETAILED ACCOUNTS OF REVENUE BY MINOR HEADS

Heads	Actuals for 2003-2004 Rs.
B. Non-Tax Revenue	
(c) Other Non-Tax Revenue	
(ii) Social Services	
0235 Social Security and Welfare	
<i>60 Other Social Security and Welfare Programmes</i>	
800 Other Receipts	19,20,431
<i>Total 60</i>	<u>19,20,431</u>
Total - 0235	<u>19,20,431</u>
0250 Other Social Service	
800 Other Receipts	2,34,980
Total - 0250	<u>2,34,980</u>
Total - (ii) Social Services	
	<u>4,92,00,604</u>
(iii) Economic Services	
0401 Crop Husbandry	
103 Seeds	4,900
105 Sale of manures and fertilisers	20
107 Receipts from Plant Protection Services	47,918
119 Receipts from Horticulture and Vegetable crops	1,54,553
800 Other Receipts	1,14,742
Total - 0401	<u>3,22,133</u>
0403 Animal Husbandry	
103 Receipts from Poultry development	12,950
106 Receipts from Fodder and Feed development	100
501 Services and Service Fees	9,110
800 Other Receipts	7,42,484
Total - 0403	<u>7,64,644</u>
0404 Dairy Development	
800 Other Receipts	2,14,338
Total - 0404	<u>2,14,338</u>
0405 Fisheries	

STATEMENT NO. 11

Contd....

DETAILED ACCOUNTS OF REVENUE BY MINOR HEADS

Heads	Actuals for 2003-2004 Rs.
B. Non-Tax Revenue	
(c) Other Non-Tax Revenue	
(iii) Economic Services	
0405 Fisheries	
011 Rents	3,788
102 Licence Fees, Fines etc	2,00,718
103 Sale of fish, fish seeds etc.	77,072
800 Other Receipts	1,86,765
Total - 0405	4,68,343
0406 Forestry and Wild Life	
<i>01 Forestry</i>	
101 Sale of timber and other forest produce	94,66,250
800 Other Receipts	4,84,446
<i>Total 01</i>	99,50,696
<i>02 Environmental Forestry and Wild Life</i>	
800 Other Receipts	1,41,668
<i>Total 02</i>	1,41,668
Total - 0406	1,00,92,364
0408 Food Storage and Warehousing	
800 Other Receipts	400
Total - 0408	400
0425 Co-operation	
101 Audit Fees	7,12,800
800 Other Receipts	2,42,904
Total - 0425	9,55,704
0435 Other Agricultural Programmes	
501 Other Services and Service Fees	382
800 Other Receipts	300
Total - 0435	682
0515 Other Rural Development Programmes	
101 Receipts under Panchayati Raj Acts	4,000
800 Other Receipts	8,077

STATEMENT NO. 11

Contd....

DETAILED ACCOUNTS OF REVENUE BY MINOR HEADS

Heads	Actuals for 2003-2004 Rs.
B. Non-Tax Revenue	
(c) Other Non-Tax Revenue	
(iii) Economic Services	
0515 Other Rural Development Programmes	
Total - 0515	12,077
0701 Major and Medium Irrigation	
<i>02 Major Irrigation-Non-Commercial</i>	
800 Other Receipts	26,12,931
Total 02	26,12,931
<i>80 General</i>	
800 Other Expenditure	8,28,282
Total 80	8,28,282
Total - 0701	34,41,213
0702 Minor Irrigation	
<i>01 Surface Water</i>	
102 Receipts from lift irrigation Schemes	32,500
Total 01	32,500
<i>03 Command Area Development</i>	
800 Other Receipts	70,395
Total 03	70,395
Total - 0702	1,02,895
0801 Power	
<i>01 Hydel Generation</i>	
800 Other Receipts	3,20,35,548
Total 01	3,20,35,548
<i>04 Diesel / Gas Power Generation</i>	
800 Other Receipts	8,01,84,814
Total 04	8,01,84,814
<i>06 Rural Electrification</i>	
800 Other Receipts	76,84,401
Total 06	76,84,401

STATEMENT NO. 11

Contd....

DETAILED ACCOUNTS OF REVENUE BY MINOR HEADS

Heads	Actuals for 2003-2004 Rs.
B. Non-Tax Revenue	
(c) Other Non-Tax Revenue	
(iii) Economic Services	
0801 Power	
80 General	
800 Other Receipts	24,78,33,650
Total 80	24,78,33,650
Total - 0801	36,77,38,413
0802 Petroleum	
103 Petroleum Concession Fees and Royalties	627
800 Other Receipts	3,868
Total - 0802	4,495
0851 Village and Small Industries	
102 Small Scale Industries	4,92,022
104 Handicrafts Industries	5,000
107 Sericulture Industries	5,132
108 Powerloom Industries	7,050
800 Other Receipts	6,26,576
Total - 0851	11,35,780
0852 Industries	
08 Consumer Industries	
600 Others	2,45,534
Total 08	2,45,534
Total - 0852	2,45,534
0853 Non-ferrous Mining and Metallurgical industries	
102 Mineral concession fees, rents and royalties	2,18,400
Total - 0853	2,18,400
0875 Other Industries	

STATEMENT NO. 11

Contd....

DETAILED ACCOUNTS OF REVENUE BY MINOR HEADS

Heads

Actuals for
2003-2004
Rs.**B. Non-Tax Revenue****(c) Other Non-Tax Revenue**

(iii) Economic Services

0875 Other Industries*02 Other Industries*

102 Licence fees	6,595
800 Other Receipts	425
<i>Total 02</i>	<u>7,020</u>

60 Others

800 Other Receipts	886
<i>Total 60</i>	<u>886</u>

Total - 08757,906**1054 Roads and Bridges**

800 Other Receipts	3,97,625
Total - 1054	<u>3,97,625</u>

1452 Tourism

103 Receipts from Tourists Transport	1,975
104 Promotion and Publicity	24,165
105 Rent and Catering Receipts	19,803
800 Other Receipts	12,057
Total - 1452	<u>58,000</u>

1475 Other General Economic Services

012 Statistics	26,675
106 Fees for stamping weights and measure	4,12,532
Total - 1475	<u>4,39,207</u>

Total - (iii) Economic Services38,66,20,153**Total - (c) Other Non-Tax Revenue**47,92,82,450**Total - B. Non-Tax Revenue**49,33,11,109**C. Grants-In-Aid And Contributions****1601 Grants-in-aid from Central Government**

STATEMENT NO. 11

Contd....

DETAILED ACCOUNTS OF REVENUE BY MINOR HEADS

Heads	Actuals for 2003-2004 Rs.
C. Grants-In-Aid And Contributions	
1601 Grants-in-aid from Central Government	
<i>01 Non-plan Grants</i>	
104 Grants under the proviso to art.275(1) of the Constitution	
Ministry of Finance, Deptt. of Economic Affairs.	
Grants under Proviso to Article 275(1) of the Constitution	550300000
105 Grants to meet non-plan revenue deficit	292,91,00,000
800 Other Grants	
Ministry of Law, Justice and Company Affairs	
Reimbursement of Election Expenditure	6704000
Ministry of Finance, Deptt. of Economic Affairs.	
Cost of Voluntary Retirement Scheme	208200000
Ministry of Home Affairs.	
Modernization of Prison Administration	23550000
Reimbursement of Security Expenditure	40000000
Modernization of Police Force	152466778
Ministry of Textile.	
Reimbursement of CENVAT	3300000
Ministry of Human Resources & Development.	
Secondary Scholarship	12420
<i>Total 01</i>	3,91,36,33,198
<i>02 Grants for State/Union Territory Plan Schemes</i>	
101 Block Grants	
Ministry of Finance, Department of Expenditure.	
Block Grants	5157334000
Ministry of Home Affairs.	
Block Grants	478420000
104 Grants under Proviso to Article 275 (1) of the Constitution	
Ministry of Tribal Affairs	
Grants under Proviso to Article 275(1) of the Constitution	23000000
800 Other Grants	
Ministry of Tribal Affairs	
Tribal Sub-Plan	72555000
Ministry of Surface Transport.	
Central Road Fund	14989000
<i>Total 02</i>	5,74,62,98,000

STATEMENT NO. 11

Contd....

DETAILED ACCOUNTS OF REVENUE BY MINOR HEADS

Heads

Actuals for
2003-2004
Rs.**C. Grants-In-Aid And Contributions****1601 Grants-in-aid from Central Government***03 Grants for Central Plan Schemes*

103 National Rural Employment Programme

Ministry of Food Processing and Industries.

National Rural Employment Schemes

500000

800 Other Grants

Ministry of Agriculture and Co-operation.

Strengthening of Setting up of State Pesticides

500000

Ministry of Food Processing and Industries.

Collection of Statistics of Small Scale Industry

130000

PMRY Unemployed Educated Youths

557000

Ministry of Human Resources & Development.

Promotion of Arts and Culture

1043750

Development of Sanskrit Education

644340

ICDS Training Programme Project

3956000

Games & Sports

1540375

Total 03

88,71,465

STATEMENT NO. 11
DETAILED ACCOUNTS OF REVENUE BY MINOR HEADS

Contd....

Heads	Actuals for 2003-2004 Rs.
C. Grants-In-Aid And Contributions	
1601 Grants-in-aid from Central Government	
<i>04 Grants for Centrally Sponsored Plan Schemes</i>	
800 Other grants	
Ministry of Tribal Affair	
Post Matric Scholarship	101611800
Construction S.T. Boys & Girls Hostel	4983148
Ministry of Statistics and Programme Implementation.	
Grant for Sample Survey with NSS work	7377000
Ministry of Non-Conv. Energy	
Financial Assistance for State IREP	3464568
Ministry of Water Resources.	
Command Area Development Programme	12415000
Rationalisation of Minor Irrigation Statistic (RMIS Scheme)	96270
Ministry of Environment and Forest.	
Conservation of Management of Loktak Lake	5000000
Development of Loktak Lake	1650000
Development of National Park and Sanctuaries , Keibul Lamjao	4130000
Ministry of Agriculture and Co-operation.	
Crops Husbandary	24000000
Animal Diseases Control	6465000
Setting up of State Veterinary Council	290000
Maize Development Programme	2230000
National Project on Rinderpest Eradication	1500000
Systematic Control of Livestock Diseases	1720000
Conduct of Livestock Census	100000
Oil Seed Product Programme	7200000
17th Quinquennial Livestock Census	1300000
Estimation of Production Livestock Production (NER)	480500
Pulses Development Project	2000000
NDPSCA	20000000
Agricultural Census Scheme	1400000
Training of Women in Agriculture Demonstration of Newly De	818000
Agriculture Equipment	500000
National Seed Research and Training Centre	50000
National Project for Cattles, Buffalo Breeding Scheme	1736000
Agricultural Economic Statistic	127500
Ministry of Labour.	
Establishment of ITI	7943708
Reimbursement of Staff Salary for new I.T.I.	2672300
Strengthening of Existing I.T.I.	840000
Ministry of Food Processing and Industries.	
Organising EDPs for Food Processing	167400

STATEMENT NO. 11

Contd....

DETAILED ACCOUNTS OF REVENUE BY MINOR HEADS

Heads	Actuals for 2003-2004 Rs.
C. Grants-In-Aid And Contributions	
1601 Grants-in-aid from Central Government	
<i>04 Grants for Centrally Sponsored Plan Schemes</i>	
800 Other grants	
Ministry of Textile.	
Deen Dayal Hutkharga Prasaha Yojana (Handloom Industry)	11278763
Ministry of Health and Family Welfare.	
Implementation of Family Welfare Programme	78567200
National Anti Malaria Programme (NAMP-Urban)	284000
National Anti Malaria Programme (NAMP-Rural)	5016000
National Iodine Defeciency Diseases Contol Programme	300000
Implementation of Pilot Scheme, Supply of Essential drugs	275000
Leprocy Eradication Programme	50000
Setting up of Homoepathy Wing	3500000
Prevention of Control Diseases	23236792
Ministry of Human Resources & Development.	
Integrated Child Development Scheme	141399000
Integrated Education for Disable Children	6745675
Elementary Education	12144000
Construction of Indor Stadium	1200000
Appointment of Language Teacher	8000000
Implementation of Swayanidha/Women Welfare	1239000
Vocationalisation of Secondary Education	4765000
Ministry of Urban Development & Poverty Alleviation	
Integrated Development of Small and Medium Towns	1620000
Urban Water Supply Programme	26936000
Ministry of Rural Development	
Rural Water Supply Programme	172333500
<i>Total 04</i>	72,31,58,124
<i>05 Grants for Special Plan Schemes</i>	
101 Schemes of North Eastern Council	
North Eastern Council	
Schemes of North Eastern Council	117170489
103 Grants for Upgradation of Services & Special Problems	
Ministry of Finance, Deptt. of Economic Affairs.	
Upgradation of Speacial Problems	103434000
<i>Total 05</i>	22,06,04,489
Total - 1601	10,61,25,65,276
Total - C. Grants-In-Aid And Contributions	10,61,25,65,276

STATEMENT NO. 11 **Contd.**
DETAILED ACCOUNTS OF REVENUE BY MINOR HEADS
Heads

Actuals for
2003-2004
Rs.

TOTAL : RECEIPT HEADS (REVENUE ACCOUNT)

14,19,71,41,762

STATEMENT NO. 12
DETAILED ACCOUNTS OF EXPENDITURE BY MINOR HEADS
(In this statement figures in italics represent Charged expenditure)

Heads	For 2003-2004		Total Rs.
	Non-Plan Rs.	Plan Rs.	
EXPENDITURE HEADS (Revenue Accounts)			
A. GENERAL SERVICES			
(a) Organs of State			
2011 Parliament/State/Union Territory Legislatures			
02 State/Union Territory Legislatures			
	<i>2,90,479</i>		
101 Legislative Assembly	3,04,81,126		3,07,71,605
103 Legislative Secretariat	4,45,67,058		4,45,67,058
104 Legislators Hostel	20,34,726		20,34,726
800 Other Expenditure	6,76,857		6,76,857
Total : 02	<i>2,90,479</i> 7,77,59,767		7,80,50,246
Total : 2011	<i>2,90,479</i> 7,77,59,767		7,80,50,246
2012 President, Vice-President/Governor/Administrator of Union Territories			
03 Governor/Administrator of Union Territories			
	<i>55,09,328</i>		
090 Secretariat			55,09,328
	<i>2,45,517</i>		
101 Emoluments and allowances of t Governor/Administrator of Unio Territories			2,45,517
	<i>9,99,823</i>		
102 Discretionary Grants			9,99,823
	<i>37,60,286</i>		
103 Household Establishment			37,60,286
	<i>31,382</i>		
105 Medical Facilities			31,382
	<i>59,156</i>		
106 entertainment Expenses			59,156
	<i>2,87,433</i>		
107 Expenditure from Contract Allowance			2,87,433
	<i>10,14,202</i>		
108 Tour Expenses			10,14,202
	<i>3,49,050</i>		

STATEMENT NO. 12 Contd....
DETAILED ACCOUNTS OF EXPENDITURE BY MINOR HEADS
(In this statement figures in italics represent Charged expenditure)

Heads	For <u>2003-2004</u>		Total Rs.
	Non-Plan Rs.	Plan Rs.	
EXPENDITURE HEADS (Revenue Accounts)			
A. GENERAL SERVICES			
(a) Organs of State			
2012 President, Vice- President/Governor/Administrator of Union Territories			3,49,050
800 Other Expenditure			
Total : 03	<i>1,22,56,177</i>		1,22,56,177
Total : 2012	<i>1,22,56,177</i>		1,22,56,177
2013 Council of Ministers			
101 Salary of Ministers and Deputy Ministers	88,75,645		88,75,645
105 Discretionary grant by Ministers	2,65,000		2,65,000
108 Tour Expenses	51,00,397		51,00,397
800 Other Expenditure	1,05,39,028		1,05,39,028
Total : 2013	<i>2,47,80,070</i>		2,47,80,070
2014 Administration of Justice			
102 High Courts			
103 Special Courts	17,83,652		17,83,652
105 Civil and Session Courts	2,85,06,712		2,85,06,712
114 Legal Advisors and Counsels	1,13,91,347	630	1,13,91,977
800 Other Expenditure	11,26,547	12,08,528	23,35,075
Total : 2014	<i>4,28,08,258</i>	<i>12,09,158</i>	4,40,17,416
2015 Elections			

STATEMENT NO. 12 Contd....
DETAILED ACCOUNTS OF EXPENDITURE BY MINOR HEADS
(In this statement figures in italics represent Charged expenditure)

Heads	For 2003-2004		Centrally Sponsored Plan Schemes (including NEC, Central Plan and Sub-Plan Schemes) Rs.	Total Rs.
	Non-Plan Rs.	Plan Rs.		
EXPENDITURE HEADS (Revenue Accounts)				
A. GENERAL SERVICES				
(a) Organs of State				
2015 Elections				
101 Election Commission	14,80,071			14,80,071
102 Electoral Officers	1,17,12,968			1,17,12,968
103 Electoral Officee	2,13,68,000			2,13,68,000
105 Charges for conduct of elections to Lok-Sabha	3,75,00,000			3,75,00,000
106 Charges for conduct of elections to State Legislative	1,81,000			1,81,000
107 Election Tribunals				
Total : 2015	7,22,42,039			7,22,42,039
Total :(a) Organs of State	1,25,46,656	12,09,158		23,13,45,948
(b) Fiscal Services				
(ii) Collection of Taxes on Property an Capital Transactions				
2029 Land Revenue				
001 Direction and Administration	2,18,64,894			2,18,64,894
101 Collection Charges	3,40,34,827			3,40,34,827
102 Survey and Settlement Operatio	1,46,70,531	14,50,740		1,61,21,271
103 Land Records	2,37,58,868			2,37,58,868
104 Management of Government Estates	1,83,759		7,58,128	9,41,887
Total : 2029	9,45,12,879	14,50,740	7,58,128	9,67,21,747

STATEMENT NO. 12 Contd....
DETAILED ACCOUNTS OF EXPENDITURE BY MINOR HEADS
(In this statement figures in italics represent Charged expenditure)

Heads	For 2003-2004		Plan Rs.	Centrally Sponsored Plan Schemes (including NEC, Central Plan and Sub-Plan Schemes) Rs.	Total Rs.
	Non-Plan Rs.				
EXPENDITURE HEADS (Revenue Accounts)					
A. GENERAL SERVICES					
(b) Fiscal Services					
(ii) Collection of Taxes on Property and Capital Transactions					
2030 Stamps and Registration					
01 Stamps-Judicial					
001 Direction and Administration	39,738				39,738
Total : 01					
02 Stamps-Non-Judicial	39,738				39,738
101 Cost of Stamps	3,68,437				3,68,437
Total : 02					
03 Registration	3,68,437				3,68,437
001 Direction and Administration	47,07,135				47,07,135
Total : 03					
	47,07,135				47,07,135
Total : 2030					
	51,15,310				51,15,310
Total :(ii) Collection of Taxes on Property and Capital Transactions	9,96,28,189	14,50,740	7,58,128		10,18,37,057
(iii) Collection of Taxes on Commodities and Services					
2039 State Excise					
001 Direction and Administration	1,32,46,272				1,32,46,272
Total : 2039					
	1,32,46,272				1,32,46,272

STATEMENT NO. 12 Contd....
DETAILED ACCOUNTS OF EXPENDITURE BY MINOR HEADS
(In this statement figures in italics represent Charged expenditure)

Heads	For <u>2003-2004</u>			Total Rs.
	Non-Plan Rs.	Plan Rs.	Centrally Sponsored Plan Schemes (including NEC, Central Plan and Sub-Plan Schemes) Rs.	
EXPENDITURE HEADS (Revenue Accounts)				
A. GENERAL SERVICES				
(b) Fiscal Services				
(iii) Collection of Taxes on Commodities and Services				
2040 Sales Tax				
001 Direction and Administration	21,54,239			21,54,239
101 Collection Charges	1,08,51,291			1,08,51,291
Total : 2040	1,30,05,530			1,30,05,530
2041 Taxes on Vehicles				
001 Direction and Administration	42,46,070			42,46,070
101 Collection Charges	1,12,57,847			1,12,57,847
800 Other Expenditure	12,16,753	21,29,792		33,46,545
Total : 2041	1,67,20,670	21,29,792		1,88,50,462
2045 Other Taxes and Duties on Commodities and Services				
101 Collection Charges-Entertainme Tax	5,28,612			5,28,612
Total : 2045	5,28,612			5,28,612
Total :(iii) Collection of Taxes on Commodities and Services	4,35,01,084	21,29,792		4,56,30,876
(iv) Other Fiscal Services				
2047 Other Fiscal Services				
103 Promotion of Small Savings	43,96,371			43,96,371

STATEMENT NO. 12 Contd....
DETAILED ACCOUNTS OF EXPENDITURE BY MINOR HEADS
(In this statement figures in italics represent Charged expenditure)

Heads	<u>For</u>	<u>2003-2004</u>			Total
	Non-Plan Rs.	Plan Rs.	Centrally Sponsored Plan Schemes (including NEC, Central Plan and Sub-Plan Schemes) Rs.	Rs.	
EXPENDITURE HEADS (Revenue Accounts)					
A. GENERAL SERVICES					
(b) Fiscal Services					
(iv) Other Fiscal Services					
2047 Other Fiscal Services					
Total : 2047					
	<i>43,96,371</i>				<i>43,96,371</i>
Total :(iv) Other Fiscal Services					
	<i>43,96,371</i>				<i>43,96,371</i>
Total :(b) Fiscal Services					
	<i>14,75,25,644</i>	<i>35,80,532</i>	<i>7,58,128</i>		<i>15,18,64,304</i>
(c) Interest payment and servicing of Debt					
2049 Interest Payments					
01 Interest on Internal Debt					
101 Interest on Market Loans	<i>15,63,82,019</i>				<i>15,63,82,019</i>
123 Interest on Special Securities issued to National Small Saving Fund(NSSF)	<i>2,18,43,000</i>				<i>2,18,43,000</i>
200 Interest on Other Internal Debts	<i>25,02,52,365</i>				<i>25,02,52,365</i>
305 Management of Debt	<i>12,09,72,631</i>				<i>12,09,72,631</i>
Total : 01	<i>54,94,50,015</i>				<i>54,94,50,015</i>
03 Interest on Small Savings, Provident Funds etc (6)					<i>54,94,50,015</i>
101 Interest on Savings Deposits	<i>2,73,691</i>				<i>2,73,691</i>
104 Interest on State Provident Fund	<i>35,73,79,621</i>				<i>35,73,79,621</i>
106 Interest on Group Insurance Schemes	<i>6,23,542</i>				<i>6,23,542</i>
108 Interest on Insurance and Pensi Fund					

STATEMENT NO. 12 Contd....
DETAILED ACCOUNTS OF EXPENDITURE BY MINOR HEADS
(In this statement figures in italics represent Charged expenditure)

Heads	<u>For</u>	<u>2003-2004</u>	Plan Rs.	Centrally Sponsored Plan Schemes (including NEC, Central Plan and Sub-Plan Schemes) Rs.	Total Rs.
EXPENDITURE HEADS (Revenue Accounts)					
A. GENERAL SERVICES					
(c) Interest payment and servicing of Debt					
2049 Interest Payments					
Total : 03		<i>35,82,76,854</i>			35,82,76,854
04 Interest on Loans and Advances from Central Government		<i>49,19,23,013</i>			49,19,23,013
101 Interest on Loans for State/Unio Territory Plan Schemes		<i>48,53,465</i>			48,53,465
102 Interest on Loans for Central Pla Schemes		<i>1,15,29,049</i>			1,15,29,049
103 Interest on Loans for Centrally Sponsored Plan Schemes		<i>49,76,48,841</i>			49,76,48,841
104 Interest on Loans for Non-Plan Schemes		<i>50,07,721</i>			50,07,721
105 Interest on Loans for Special Pla Schemes		<i>21,67,08,315</i>			21,67,08,315
106 Interest on Ways and Means Advances		<i>1,31,23,927</i>			1,31,23,927
107 Interest on Pre-1984-85 Loans		<i>48,26,604</i>			48,26,604
108 Interests On Pre-1984-89 State Plan Consolidated Loans		<i>124,56,20,935</i>			124,56,20,935
Total : 04					124,56,20,935
05 Interest on Reserve Funds					
105 Interest on General and other Reserve Funds					
Total : 05					
Total : 2049		<i>215,33,47,804</i>			215,33,47,804

STATEMENT NO. 12 Contd....
DETAILED ACCOUNTS OF EXPENDITURE BY MINOR HEADS
(In this statement figures in italics represent Charged expenditure)

Heads	For 2003-2004		Centrally Sponsored Plan Schemes (including NEC, Central Plan and Sub-Plan Schemes) Rs.	Total Rs.
	Non-Plan Rs.	Plan Rs.		
EXPENDITURE HEADS (Revenue Accounts)				
A. GENERAL SERVICES				
(c) Interest payment and servicing of Debt				
Total : (c) Interest payment and servicing of Debt	<i>215,33,47,804</i>			<i>215,33,47,804</i>
(d) Administrative Services				
2051 Public Service Commission				
102 State Public Service Commission	<i>87,96,903</i>			<i>87,96,903</i>
Total : 2051	<i>87,96,903</i>			<i>87,96,903</i>
2052 Secretariat-General Services				
090 Secretariat	13,06,07,354	1,19,00,934		14,25,08,288
092 Other offices	14,92,418	5,76,000		20,68,418
099 Board of Revenue	19,89,277			19,89,277
Total : 2052	<i>13,40,89,049</i>	<i>1,24,76,934</i>		<i>14,65,65,983</i>
2053 District Administration				
093 District Establishments	<i>3,84,57,458</i>			<i>3,84,57,458</i>
094 Other Establishments	<i>5,27,40,535</i>			<i>5,27,40,535</i>
800 Other Expenditure	93,16,454	7,24,726		1,00,41,180
Total : 2053	<i>10,05,14,447</i>	<i>7,24,726</i>		<i>10,12,39,173</i>
2054 Treasury and Accounts Administration				
095 Directorate of Accounts and Administration	13,58,905			13,58,905
097 Treasury Establishment	2,53,88,228			2,53,88,228

STATEMENT NO. 12 Contd....
DETAILED ACCOUNTS OF EXPENDITURE BY MINOR HEADS
(In this statement figures in italics represent Charged expenditure)

Heads	For <u>2003-2004</u>			Total Rs.
	Non-Plan Rs.	Plan Rs.	Centrally Sponsored Plan Schemes (including NEC, Central Plan and Sub-Plan Schemes) Rs.	
EXPENDITURE HEADS (Revenue Accounts)				
A. GENERAL SERVICES				
(d) Administrative Services				
2054 Treasury and Accounts Administration				
098 Local Fund Audit	58,57,312			58,57,312
Total : 2054	3,26,04,445			3,26,04,445
2055 Police				
001 Direction and Administration	10,29,17,683			10,29,17,683
003 Education and Training	1,73,00,233			1,73,00,233
101 Criminal Investigation and Vigilance	5,27,37,551			5,27,37,551
104 Special Police	60,34,32,846			60,34,32,846
109 District Police	42,10,78,135			42,10,78,135
114 Wireless and Computers	7,07,60,969			7,07,60,969
115 Modernisation of Police Force	16,26,43,074			16,26,43,074
116 Forensic Science	39,37,823			39,37,823
800 Other Expenditure		1,50,00,000		1,50,00,000
Total : 2055	143,48,08,314	1,50,00,000		144,98,08,314
2056 Jails				
001 Direction and Administration	18,39,088			18,39,088
101 Jails	3,82,79,337			3,82,79,337
800 Other Expenditure				

STATEMENT NO. 12 Contd....
DETAILED ACCOUNTS OF EXPENDITURE BY MINOR HEADS
(In this statement figures in italics represent Charged expenditure)

Heads	<u>For</u>	<u>2003-2004</u>		
	Non-Plan Rs.	Plan Rs.	Centrally Sponsored Plan Schemes (including NEC, Central Plan and Sub-Plan Schemes) Rs.	Total Rs.
EXPENDITURE HEADS (Revenue Accounts)				
A. GENERAL SERVICES				
(d) Administrative Services				
2056 Jails				
Total : 2056	4,01,18,425			4,01,18,425
2058 Stationery and Printing				
101 Purchase and Supply of Stationery Stores	42,51,729			42,51,729
102 Printing, Storage and Distribution of Forms				
103 Government Presses	1,62,46,656	16,24,752		1,78,71,408
Total : 2058	2,04,98,385	16,24,752		2,21,23,137
2059 Public Works				
800 Other Expenditure	47,69,458			47,69,458
01 Office Buildings				47,69,458
053 Maintenance and Repairs	5,19,13,075			5,19,13,075
101 Construction General Pool Office	78,670			78,670
Total : 01	5,19,91,745			5,19,91,745
60 Other Buildings				5,19,91,745
053 Maintenance Repair	1,58,39,593			1,58,39,593
Total : 60	1,58,39,593			1,58,39,593
80 General				1,58,39,593
001 Direction and Administration	7,08,08,120			7,08,08,120
052 Machinery and Equipment	- 9,70,248			- 9,70,248
103 Furnishings	45,00,000			45,00,000

STATEMENT NO. 12 Contd....
DETAILED ACCOUNTS OF EXPENDITURE BY MINOR HEADS
(In this statement figures in italics represent Charged expenditure)

Heads	For 2003-2004		Total Rs.
	Non-Plan Rs.	Plan Rs.	
EXPENDITURE HEADS (Revenue Accounts)			
A. GENERAL SERVICES			
(d) Administrative Services			
2059 Public Works			
799 Suspense	33,19,549		33,19,549
800 Other Expenditure	12,87,660		12,87,660
Total : 80	7,89,45,081		7,89,45,081
Total : 2059	15,15,45,877		15,15,45,877
2070 Other Administrative Services			
003 Training	55,23,427		55,23,427
104 Vigilance	63,17,770		63,17,770
105 Special Commission of Enquiry	11,94,400		11,94,400
106 Civil Defence	16,35,378		16,35,378
107 Home Guards	4,55,92,968		4,55,92,968
108 Fire Protection and Control	2,39,98,353	40,00,000	2,79,98,353
115 Guest Houses, Government Hostels etc.	1,67,08,636		1,67,08,636
800 Other Expenditure	23,28,316		23,28,316
Total : 2070	10,32,99,248	40,00,000	10,72,99,248
Total :(d) Administrative Services	87,96,903	3,38,26,412	206,01,01,505
(e) Pensions and Miscellaneous General Services			
2071 Pensions and Other Retirement benefits			
01 Civil			

STATEMENT NO. 12 Contd....
DETAILED ACCOUNTS OF EXPENDITURE BY MINOR HEADS
(In this statement figures in italics represent Charged expenditure)

Heads	For <u>2003-2004</u>			
	Non-Plan Rs.	Plan Rs.	Centrally Sponsored Plan Schemes (including NEC, Central Plan and Sub-Plan Schemes) Rs.	Total Rs.
EXPENDITURE HEADS (Revenue Accounts)				
A. GENERAL SERVICES				
(e) Pensions and Miscellaneous General Services				
2071 Pensions and Other Retirement benefits				
101 Superannuation and Retirement Allowances	74,09,25,401			74,09,25,401
102 Commuted value of Pension	21,62,29,391			21,62,29,391
104 Gratuities	24,38,87,737			24,38,87,737
105 Family pensions	34,28,19,672			34,28,19,672
111 Pensions to Legislators	84,47,822			84,47,822
115 Leave Encashment Benefits	10,73,63,568			10,73,63,568
Total : 01	165,96,73,591			165,96,73,591
Total : 2071	165,96,73,591			165,96,73,591
2075 Miscellaneous General Services				
103 State Lotteries	47,19,472			47,19,472
Total : 2075	47,19,472			47,19,472
Total :(e) Pensions and Miscellaneous General Services	166,43,93,063			166,43,93,063
Total : A. GENERAL SERVICES	217,46,91,363			217,46,91,363
B. SOCIAL SERVICES	404,69,87,031	3,86,16,102	7,58,128	626,10,52,624
(a) Education, Sports, Art and Culture				
2202 General Education				
01 Elementary Education				

STATEMENT NO. 12 Contd....
DETAILED ACCOUNTS OF EXPENDITURE BY MINOR HEADS
(In this statement figures in italics represent Charged expenditure)

Heads	For <u>2003-2004</u>		Centrally Sponsored Plan Schemes (including NEC, Central Plan and Sub-Plan Schemes) Rs.	Total Rs.
	Non-Plan Rs.	Plan Rs.		
EXPENDITURE HEADS (Revenue Accounts)				
B. SOCIAL SERVICES				
(a) Education, Sports, Art and Culture				
2202 General Education				
001 Direction and Administration	2,84,01,977	46,50,670		3,30,52,647
101 Government Primary Schools	85,24,30,269	2,55,22,126		87,79,52,395
102 Assistance to Non-Government Primary Schools	11,73,03,733	2,48,23,721		14,21,27,454
104 Inspection	1,68,45,929	81,421		1,69,27,350
106 Teachers and Other Services		87,500		87,500
107 Teachers Training				
108 Text Books	4,74,000	10,30,283		15,04,283
109 Scholarships and Incentives		94,305		94,305
110 Examinations		37,590		37,590
800 Other Expenditure	32,32,57,947	4,11,07,788	1,01,11,000	37,44,76,735
Total : 01	133,87,13,855	9,74,35,404	1,01,11,000	144,62,60,259
02 Secondary Education				
001 Direction and Administration	3,40,618	19,616		3,60,234
052 Equipments			1,25,00,000	1,25,00,000
053 Maintenance of Buildings		2,46,000		2,46,000
101 Inspection	41,47,112			41,47,112
105 Teachers Training	21,82,705			21,82,705
107 Scholarships	29,70,277			29,70,277
109 Government Secondary Schools	61,14,71,403	83,316		61,15,54,719
110 Assistance to Non-Govt. Secondary Schools	3,35,40,760	10,00,000		3,45,40,760
191 Assistance to Local Bodies for	5,96,616	54,10,881		60,07,497

STATEMENT NO. 12 Contd....
DETAILED ACCOUNTS OF EXPENDITURE BY MINOR HEADS
(In this statement figures in italics represent Charged expenditure)

Heads	For 2003-2004		Centrally Sponsored Plan Schemes (including NEC, Central Plan and Sub-Plan Schemes) Rs.	Total Rs.
	Non-Plan Rs.	Plan Rs.		
EXPENDITURE HEADS (Revenue Accounts)				
B. SOCIAL SERVICES				
(a) Education, Sports, Art and Culture				
2202 General Education				
Secondary Education		54,10,881		
800 Other expenditure	30,68,000	97,34,914		1,28,02,914
Total : 02	65,83,17,491	1,64,94,727	1,25,00,000	68,73,12,218
03 University and Higher Education				
001 Direction and Administration	1,75,31,288	2,08,206		1,77,39,494
102 Assistance to Universities	5,41,12,186	2,36,41,420		7,77,53,606
103 Government Colleges and Institutes	35,47,13,709	3,93,79,281		39,40,92,990
104 Assistance to Non-Government Colleges and Institutes	2,65,24,923	20,43,162		2,85,68,085
105 Faculty Development Programm	28,75,148	34,637		29,09,785
106 Text Books Development		4,20,317		4,20,317
107 Scholarships	5,82,865			5,82,865
112 Institutes of Higher Learning		22,500		22,500
800 Other Expenditure		57,980		57,980
Total : 03	45,63,40,119	6,58,07,503		52,21,47,622
04 Adult Education				
001 Direction and Administration	1,93,67,668	59,57,007		2,53,24,675
Total : 04	1,93,67,668	59,57,007		2,53,24,675
05 Language Development				
001 Direction and Administration	20,75,228			20,75,228
102 Promotion of Modern Indian Languages and Literature	9,44,006	63,816		10,07,822

STATEMENT NO. 12 Contd....
DETAILED ACCOUNTS OF EXPENDITURE BY MINOR HEADS
(In this statement figures in italics represent Charged expenditure)

Heads	For		Centrally Sponsored Plan Schemes (including NEC, Central Plan and Sub-Plan Schemes) Rs.	Total Rs.
	2003-2004			
	Non-Plan Rs.	Plan Rs.		
EXPENDITURE HEADS (Revenue Accounts)				
B. SOCIAL SERVICES				
(a) Education, Sports, Art and Culture				
2202 General Education				
103 Sanskrit Education	4,20,179			4,20,179
Total : 05	34,39,413	63,816		35,03,229
80 General				
001 Direction and Administration	1,72,79,196	33,634		1,73,12,830
003 Training	1,45,60,701	26,65,756		1,72,26,457
800 Other expenditure		38,14,460	1,51,10,140	1,89,24,600
Total : 80	3,18,39,897	65,13,850	1,51,10,140	5,34,63,887
Total : 2202	250,80,18,443	19,22,72,307	3,77,21,140	273,80,11,890
2203 Technical Education				
001 Direction and Administration	20,07,866			20,07,866
105 Polytechnics	1,63,24,936	2,13,074		1,65,38,010
107 Scholarships	1,18,360			1,18,360
112 engineering/Technical Colleges and Institutes	1,10,25,407	58,34,940		1,68,60,347
Total : 2203	2,94,76,569	60,48,014		3,55,24,583
2204 Sports and Youth Services				
001 Direction And Administration	3,55,93,707	7,22,254		3,63,15,961
101 Physical Education	4,31,29,845	1,89,846		4,33,19,691
102 Youth Welfare Programme For Students	66,59,475	56,450	18,48,250	85,64,175

STATEMENT NO. 12 Contd....
DETAILED ACCOUNTS OF EXPENDITURE BY MINOR HEADS
(In this statement figures in italics represent Charged expenditure)

Heads	For 2003-2004		Centrally Sponsored Plan Schemes (including NEC, Central Plan and Sub-Plan Schemes) Rs.	Total Rs.
	Non-Plan Rs.	Plan Rs.		
EXPENDITURE HEADS (Revenue Accounts)				
B. SOCIAL SERVICES				
(a) Education, Sports, Art and Culture				
2204 Sports and Youth Services				
103 Youth Welfare Programmes for Non-Students		10,47,202		10,47,202
104 Sports And Games	13,51,883	75,97,124	22,00,000	1,11,49,007
Total : 2204	8,67,34,910	96,12,876	40,48,250	10,03,96,036
2205 Art and Culture				
001 Direction and Administration	29,60,124	13,13,097		42,73,221
101 Fine Arts Education	27,21,465	3,25,935		30,47,400
102 Promotion of Arts and Culture	77,85,070	9,98,298		87,83,368
103 Archaeology	19,53,264	2,86,509		22,39,773
104 Archives	14,54,359	3,14,664		17,69,023
105 Public Libraries	23,41,523	14,02,716		37,44,239
107 Museums	19,75,578	3,53,940		23,29,518
800 Other expenditure	20,06,359	53,54,921		73,61,280
Total : 2205	2,31,97,742	1,03,50,080		3,35,47,822
Total :(a) Education, Sports, Art and Culture	264,74,27,664	21,82,83,277	4,17,69,390	290,74,80,331
(b) Health and Family Welfare				
2210 Medical and Public Health				
01 Urban Health Services - Allopathy				
001 Direction and Administration	5,06,38,347	11,85,495		5,18,23,842
104 Community Health Centre	3,87,84,419			3,87,84,419

STATEMENT NO. 12 Contd....
DETAILED ACCOUNTS OF EXPENDITURE BY MINOR HEADS
(In this statement figures in italics represent Charged expenditure)

Heads	For		Centrally Sponsored Plan Schemes (including NEC, Central Plan and Sub-Plan Schemes) Rs.	Total Rs.
	2003-2004			
	Non-Plan Rs.	Plan Rs.		
EXPENDITURE HEADS (Revenue Accounts)				
B. SOCIAL SERVICES				
(b) Health and Family Welfare				
2210 Medical and Public Health				
109 School Health Services	32,90,384			32,90,384
110 Hospital and Dispensaries	6,71,34,658	1,29,47,804	60,00,000	8,60,82,462
Total : 01	15,98,47,808	1,41,33,299	60,00,000	17,99,81,107
02 Urban Health Services- Other systems of medicines				
102 Homeopathy	16,17,674			16,17,674
110 Hospitals and Dispensaries		47,06,082		47,06,082
Total : 02	16,17,674	47,06,082		63,23,756
03 Rural Health Services-Allopathy				
101 Health Sub-centres	5,83,07,284			5,83,07,284
103 Primary Health Centre	8,88,32,719	1,26,85,216		10,15,17,935
104 Medical Store Depot	6,59,834	43,88,178		50,48,012
110 Hospitals and Dispensaries	3,63,86,422			3,63,86,422
Total : 03	18,41,86,259	1,70,73,394		20,12,59,653
04 Rural Health Services-Other Systems o medicine				
102 Homeopathy	4,61,034	22,99,562		27,60,596
200 Other Systems				
Total : 04	4,61,034	22,99,562		27,60,596
05 Medical Education, Training and Research				
105 Allopathy	1,33,44,235			1,33,44,235

STATEMENT NO. 12 Contd....
DETAILED ACCOUNTS OF EXPENDITURE BY MINOR HEADS
(In this statement figures in italics represent Charged expenditure)

Heads	For 2003-2004		Centrally Sponsored Plan Schemes (including NEC, Central Plan and Sub-Plan Schemes) Rs.	Total Rs.
	Non-Plan Rs.	Plan Rs.		
EXPENDITURE HEADS (Revenue Accounts)				
B. SOCIAL SERVICES				
(b) Health and Family Welfare				
2210 Medical and Public Health				
Total : 05				
06 Public Health	1,33,44,235			1,33,44,235
101 Prevention and Control of Diseases	8,95,68,124		85,57,670	9,81,25,794
112 Public Health Education	30,48,772			30,48,772
800 Other expenditure	19,70,666			19,70,666
Total : 06				
80 General	9,45,87,562		85,57,670	10,31,45,232
004 Health Statistics & Evaluation	1,02,81,882	47,00,000		1,49,81,882
800 Other expenditure	94,79,785			94,79,785
Total : 80				
	1,97,61,667	47,00,000		2,44,61,667
Total : 2210				
	47,38,06,239	4,29,12,337	1,45,57,670	53,12,76,246
2211 Family Welfare				
001 Direction and Administration			7,69,05,978	7,69,05,978
003 Training			1,09,08,111	1,09,08,111
101 Rural Family Welfare Services			4,26,29,426	4,26,29,426
102 Urban Family Welfare Services			24,55,243	24,55,243
103 Maternity and Child Health			7,72,085	7,72,085
104 Transport			9,50,050	9,50,050
105 Compensation			1,86,235	1,86,235
200 Other Services and Supplies				

STATEMENT NO. 12 Contd....
DETAILED ACCOUNTS OF EXPENDITURE BY MINOR HEADS
(In this statement figures in italics represent Charged expenditure)

Heads	For		Centrally Sponsored Plan Schemes (including NEC, Central Plan and Sub-Plan Schemes) Rs.	Total Rs.
	2003-2004			
	Non-Plan Rs.	Plan Rs.		
EXPENDITURE HEADS (Revenue Accounts)				
B. SOCIAL SERVICES				
(b) Health and Family Welfare				
2211 Family Welfare				
800 Other expenditure			1,26,975	1,26,975
Total : 2211			13,49,34,103	13,49,34,103
<hr/>				
Total :(b) Health and Family Welfa	47,38,06,239	4,29,12,337	14,94,91,773	66,62,10,349
<hr/>				
(c) Water Supply, Sanitation, Housing and Urban Development				
2215 Water Supply and Sanitation				
101 Urban Water Supply	2,62,46,276			2,62,46,276
01 Water Supply				
001 Direction and Administration	1,68,11,552			1,68,11,552
101 Urban water supply programmes	12,64,82,095			12,64,82,095
102 Rural water supply programmes	5,37,71,936		2,07,962	5,39,79,898
800 Other expenditure	55,33,436			55,33,436
Total : 01	20,25,99,019		2,07,962	20,28,06,981
02 Sewerage and Sanitation				
102 Rural Water Supply	2,94,36,997			2,94,36,997
106 Sewerage Services	54,97,410			54,97,410
107 Sewerage Services				
799 Suspense	- 19,34,71,186			- 19,34,71,186
Total : 02	- 15,85,36,779			- 15,85,36,779

STATEMENT NO. 12 Contd....
DETAILED ACCOUNTS OF EXPENDITURE BY MINOR HEADS
(In this statement figures in italics represent Charged expenditure)

Heads	For 2003-2004		Centrally Sponsored Plan Schemes (including NEC, Central Plan and Sub-Plan Schemes) Rs.	Total Rs.
	Non-Plan Rs.	Plan Rs.		
EXPENDITURE HEADS (Revenue Accounts)				
B. SOCIAL SERVICES				
(c) Water Supply, Sanitation, Housing and Urban Development				
2215 Water Supply and Sanitation				
Total : 2215	7,03,08,516		2,07,962	7,05,16,478
2216 Housing				
01 Government Residential Buildings				
106 General Pool accommodation	4,21,94,776			4,21,94,776
107 Police Housing	3,28,643			3,28,643
Total : 01	4,25,23,419			4,25,23,419
80 General	15,95,692			15,95,692
001 Direction And Administration				15,95,692
800 Other Expenditure	16,76,217			16,76,217
Total : 80	15,95,692			16,76,217
Total : 2216	15,95,692			32,71,909
	4,41,99,636			4,57,95,328
2217 Urban Development				
01 State Capital Development				
191 Assistance to Local Bodies Corporations, Urban Development Authorities, Town Improvement Centre etc.	62,34,714	91,31,590		1,53,66,304
800 Other expenditure	4,64,91,906	2,24,66,893		6,89,58,799
Total : 01	5,27,26,620	3,15,98,483		8,43,25,103

STATEMENT NO. 12 Contd....
DETAILED ACCOUNTS OF EXPENDITURE BY MINOR HEADS
(In this statement figures in italics represent Charged expenditure)

Heads	For 2003-2004		Centrally Sponsored Plan Schemes (including NEC, Central Plan and Sub-Plan Schemes) Rs.	Total Rs.
	Non-Plan Rs.	Plan Rs.		
EXPENDITURE HEADS (Revenue Accounts)				
B. SOCIAL SERVICES				
(c) Water Supply, Sanitation, Housing and Urban Development				
2217 Urban Development				
Total : 2217	5,27,26,620	3,15,98,483		8,43,25,103
<hr/>				
Total : (c) Water Supply, Sanitation Housing and Urban Development	<i>15,95,692</i> 16,72,34,772	3,15,98,483	2,07,962	20,06,36,909
<hr/>				
(d) Information and Broadcasting				
2220 Information and Publicity				
60 Others				
001 Direction And Administration	50,86,929	20,88,804		71,75,733
101 Advertising And Viscal Publicity	7,12,129	2,25,879		9,38,008
102 Information Centre	20,54,872	1,59,346		22,14,218
103 Press Information Services		1,89,940		1,89,940
106 Field Publicity	27,71,270	2,58,582		30,29,852
107 Songs And Drama Services	14,50,525			14,50,525
109 Photo Services	12,57,310	10,332		12,67,642
110 Publications	10,59,618	5,06,936		15,66,554
111 Community Radio and Television				
Total : 60	1,43,92,653	34,39,819		1,78,32,472
<hr/>				
Total : 2220	1,43,92,653	34,39,819		1,78,32,472

STATEMENT NO. 12 Contd....
DETAILED ACCOUNTS OF EXPENDITURE BY MINOR HEADS
(In this statement figures in italics represent Charged expenditure)

Heads	<u>For</u>	<u>2003-2004</u>		Total
	Non-Plan Rs.	Plan Rs.	Centrally Sponsored Plan Schemes (including NEC, Central Plan and Sub-Plan Schemes) Rs.	Rs.
EXPENDITURE HEADS (Revenue Accounts)				
B. SOCIAL SERVICES				
(d) Information and Broadcasting				
Total :(d) Information and Broadcasting	1,43,92,653	34,39,819		1,78,32,472
(e) Welfare of Schedule Castes, Schedule Tribes and Other Backward Classes				
2225 Welfare of Scheduled Castes, Scheduled Tribes and Other Backward Classes				
01 Welfare of Scheduled Castes				
102 Economic Development		9,69,992		9,69,992
277 Education		5,30,000	75,99,118	81,29,118
282 Health		1,00,000		1,00,000
283 Housing		14,00,000		14,00,000
793 Special Central Assistance for Scheduled Castes Component Plan			1,90,417	1,90,417
Total : 01		29,99,992	77,89,535	1,07,89,527
02 Welfare of Scheduled Tribes				
001 Direction and Administration	2,15,94,490	18,42,154		2,34,36,644
277 Education		20,00,572		20,00,572
283 Housing		3,43,55,326		3,43,55,326
796 Tribal Area Sub-Plan		9,06,00,794		9,06,00,794
800 Other expenditure	94,95,064	6,23,77,760	7,91,55,938	15,10,28,762
Total : 02	3,10,89,554	19,11,76,606	7,91,55,938	30,14,22,098
03 Welfare of Backward Classes				
001 Direction and Administration	27,50,285	12,26,412		39,76,697
102 Economic Development		2,05,96,276		2,05,96,276

STATEMENT NO. 12 Contd....
DETAILED ACCOUNTS OF EXPENDITURE BY MINOR HEADS
(In this statement figures in italics represent Charged expenditure)

Heads	For		Centrally Sponsored Plan Schemes (including NEC, Central Plan and Sub-Plan Schemes) Rs.	Total Rs.
	2003-2004			
	Non-Plan Rs.	Plan Rs.		
EXPENDITURE HEADS (Revenue Accounts)				
B. SOCIAL SERVICES				
(e) Welfare of Schedule Castes, Schedule Tribes and Other Backward Classes				
2225 Welfare of Scheduled Castes, Scheduled Tribes and Other Backward Classes				
277 Education		24,99,832	20,12,292	45,12,124
800 Other expenditure		18,98,800		18,98,800
Total : 03	27,50,285	2,62,21,320	20,12,292	3,09,83,897
80 General				
800 Other Expenditure	3,65,98,336	1,20,54,496		4,86,52,832
Total : 80	3,65,98,336	1,20,54,496		4,86,52,832
Total : 2225	7,04,38,175	23,24,52,414	8,89,57,765	39,18,48,354
Total : (e) Welfare of Schedule Castes, Schedule Tribes and Other Backward Classes	7,04,38,175	23,24,52,414	8,89,57,765	39,18,48,354
(f) Labour and Labour Welfare				
2230 Labour and Employment				
01 Labour				
101 Industrial Relations	58,55,707	1,74,521		60,30,228
Total : 01	58,55,707	1,74,521		60,30,228
02 Employment				
001 Direction and Administration	51,05,709	1,55,620		52,61,329
004 Research, Survey and Statistics	1,77,920			1,77,920
101 Employment Services	67,12,711			67,12,711

STATEMENT NO. 12 Contd....
DETAILED ACCOUNTS OF EXPENDITURE BY MINOR HEADS
(In this statement figures in italics represent Charged expenditure)

Heads	For <u>2003-2004</u>			
	Non-Plan Rs.	Plan Rs.	Centrally Sponsored Plan Schemes (including NEC, Central Plan and Sub-Plan Schemes) Rs.	Total Rs.
EXPENDITURE HEADS (Revenue Accounts)				
B. SOCIAL SERVICES				
(f) Labour and Labour Welfare				
2230 Labour and Employment				
Total : 02				
03 Training	1,19,96,340	1,55,620		1,21,51,960
003 Training of Craftsmen & Supervisors	1,46,62,231			1,46,62,231
101 Industrial Training Institutes	80,01,114	24,76,555	10,32,704	1,15,10,373
102 Apprenticeship Training	2,56,532			2,56,532
Total : 03	2,29,19,877	24,76,555	10,32,704	2,64,29,136
Total : 2230	4,07,71,924	28,06,696	10,32,704	4,46,11,324
Total :(f) Labour and Labour Welfa	4,07,71,924	28,06,696	10,32,704	4,46,11,324
(g) Social Welfare and Nutrition				
2235 Social Security and Welfare				
01 Rehabilitation				
001 Direction and Administration	7,69,214			7,69,214
200 Other Relief Measures	86,33,388			86,33,388
800 Other expenditure				
Total : 01	94,02,602			94,02,602
02 Social Welfare				
001 Direction and Administration	64,94,438	6,22,207	30,226	71,46,871
101 Welfare of handicapped	39,51,339	4,43,859	10,70,995	54,66,193
102 Child Welfare	53,32,406	18,24,749	13,85,37,753	14,56,94,908
103 Women's Welfare				

STATEMENT NO. 12 *Contd....*
DETAILED ACCOUNTS OF EXPENDITURE BY MINOR HEADS
(In this statement figures in italics represent Charged expenditure)

Heads	<u>For 2003-2004</u>			
	Non-Plan Rs.	Plan Rs.	Centrally Sponsored Plan Schemes (including NEC, Central Plan and Sub-Plan Schemes) Rs.	Total Rs.
EXPENDITURE HEADS (Revenue Accounts)				
B. SOCIAL SERVICES				
(g) Social Welfare and Nutrition				
2235 Social Security and Welfare				
	1,65,49,171	4,00,000	7,59,225	1,77,08,396
104 Welfare of aged, infirm and destitute	1,00,63,900	7,87,22,532	42,300	8,88,28,732
105 Prohibition	4,04,14,375			4,04,14,375
106 Correctional Services		5,25,999		5,25,999
107 Assistance to Voluntary Organisations	13,00,000	13,42,000		26,42,000
800 Other expenditure	11,76,835	21,574	19,692	12,18,101
Total : 02	8,52,82,464	8,39,02,920	14,04,60,191	30,96,45,575
60 Other Social Security And Welfare Programmes				
102 Pension Under Social Security Scheme	25,029			25,029
200 Other Schemes	4,52,300 <i>50,000</i>			4,52,300
800 Other Expenditure		4,00,000		4,50,000
Total : 60	50,000 4,77,329	4,00,000		9,27,329
Total : 2235	50,000 9,51,62,395	8,43,02,920	14,04,60,191	31,99,75,506
2236 Nutrition				
02 Distribution of nutritious food and beverages				
101 Special Nutrition programmes	5,10,900	2,40,26,338	16,78,000	2,62,15,238
Total : 02	5,10,900	2,40,26,338	16,78,000	2,62,15,238

STATEMENT NO. 12 Contd....
DETAILED ACCOUNTS OF EXPENDITURE BY MINOR HEADS
(In this statement figures in italics represent Charged expenditure)

Heads	<u>For</u> <u>2003-2004</u>			
	Non-Plan Rs.	Plan Rs.	Centrally Sponsored Plan Schemes (including NEC, Central Plan and Sub-Plan Schemes) Rs.	Total Rs.
EXPENDITURE HEADS (Revenue Accounts)				
B. SOCIAL SERVICES				
(g) Social Welfare and Nutrition				
2236 Nutrition				
Total : 2236	5,10,900	2,40,26,338	16,78,000	2,62,15,238
2245 Relief on Account of Natural Calamities				
80 General				
800 Other Expenditure	4,86,50,000			4,86,50,000
Total : 80	4,86,50,000			4,86,50,000
Total : 2245	4,86,50,000			4,86,50,000
Total :(g) Social Welfare and Nutrition	50,000	10,83,29,258	14,21,38,191	39,48,40,744
(h) Others				
2250 Other Social Services				
800 Other Expenditure	92,45,438			92,45,438
Total : 2250	92,45,438			92,45,438
2251 Secretariat-Social Services				
090 Secretariat	2,63,61,194			2,63,61,194
Total : 2251	2,63,61,194			2,63,61,194
Total :(h) Others	3,56,06,632			3,56,06,632

STATEMENT NO. 12 Contd....
DETAILED ACCOUNTS OF EXPENDITURE BY MINOR HEADS
(In this statement figures in italics represent Charged expenditure)

Heads	<u>For 2003-2004</u>			
	Non-Plan Rs.	Plan Rs.	Centrally Sponsored Plan Schemes (including NEC, Central Plan and Sub-Plan Schemes) Rs.	Total Rs.
EXPENDITURE HEADS (Revenue Accounts)				
B. SOCIAL SERVICES				
Total : B. SOCIAL SERVICES	<i>16,45,692</i> 359,40,01,354	63,98,22,284	42,35,97,785	465,90,67,115
C. ECONOMIC SERVICES				
(a) Agriculture and Allied Activities				
2401 Crop Husbandry				
001 Direction and Administration	9,16,58,774	1,15,31,621		10,31,90,395
102 Food grain crops	74,74,345	1,30,69,738	1,66,75,043	3,72,19,126
103 Seeds	77,35,841	7,00,835		84,36,676
104 Agricultural Farms	45,87,210	35,39,567		81,26,777
105 Manures and Fertilisers	24,05,197			24,05,197
107 Plant Protection	46,37,556		5,00,000	51,37,556
108 Commercial Crops	64,07,897	12,80,000	25,38,985	1,02,26,882
109 Extension and Farmers' Training	1,36,97,863	2,32,431		1,39,30,294
113 Agricultural Engineering	52,51,601	18,584		52,70,185
119 Horticulture and Vegetable Crop	59,42,889	12,20,454		71,63,343
800 Other expenditure	3,32,670	1,49,954	6,22,12,456	6,26,95,080
Total : 2401	15,01,31,843	3,17,43,184	8,19,26,484	26,38,01,511
2402 Soil and Water Conservation				
001 Direction and Administration	2,81,43,655	18,54,894		2,99,98,549
101 Soil Survey and Testing	71,92,660	5,96,197		77,88,857
102 Soil Conservation	1,50,59,426	5,65,10,300		7,15,69,726
800 Other expenditure			65,00,000	65,00,000
Total : 2402	5,03,95,741	5,89,61,391	65,00,000	11,58,57,132

STATEMENT NO. 12 Contd....
DETAILED ACCOUNTS OF EXPENDITURE BY MINOR HEADS
(In this statement figures in italics represent Charged expenditure)

Heads	For 2003-2004			
	Non-Plan Rs.	Plan Rs.	Centrally Sponsored Plan Schemes (including NEC, Central Plan and Sub-Plan Schemes) Rs.	Total Rs.
EXPENDITURE HEADS (Revenue Accounts)				
C. ECONOMIC SERVICES				
(a) Agriculture and Allied Activities				
2403 Animal Husbandry				
001 Direction and Administration	5,02,75,842	8,74,445		5,11,50,287
101 Veterinary Services and Animal Health	8,94,66,318	41,86,283	41,23,342	9,77,75,943
102 Cattle and Buffalo Development	4,14,56,713	4,01,960	9,69,537	4,28,28,210
103 Poultry Development	40,71,055	4,05,921	51,62,194	96,39,170
104 Sheep and Wool Development				
105 Piggery Development		96,159	16,98,000	17,94,159
106 Other Live stock Development		77,552		77,552
107 Fodder and Feed Development	13,49,857			13,49,857
108 Insurance of Live Stock and Poultry	4,904			4,904
109 Extension and Training	69,069		11,87,255	12,56,324
113 Administrative Investigation and Statistics		12,37,732	4,82,719	17,20,451
800 Other expenditure			10,77,247	10,77,247
Total : 2403	18,66,93,758	72,80,052	1,47,00,294	20,86,74,104
2404 Dairy Development				
001 Direction and Administration	19,90,198			19,90,198
102 Dairy Development Projects	29,97,422	3,83,642	47,11,398	80,92,462
Total : 2404	49,87,620	3,83,642	47,11,398	1,00,82,660
2405 Fisheries				

STATEMENT NO. 12 Contd....
DETAILED ACCOUNTS OF EXPENDITURE BY MINOR HEADS
(In this statement figures in italics represent Charged expenditure)

Heads	<u>For 2003-2004</u>			
	Non-Plan Rs.	Plan Rs.	Centrally Sponsored Plan Schemes (including NEC, Central Plan and Sub-Plan Schemes) Rs.	Total Rs.
EXPENDITURE HEADS (Revenue Accounts)				
C. ECONOMIC SERVICES				
(a) Agriculture and Allied Activities				
2405 Fisheries				
001 Direction and Administration	6,75,16,675	29,23,157		7,04,39,832
101 Inland fisheries	86,32,784	12,54,585		98,87,369
105 Processing, Preservation and Marketing		1,74,500		1,74,500
109 Extension and Training	15,08,908	11,125	43,47,000	58,67,033
800 Other expenditure		28,37,951		28,37,951
Total : 2405	7,76,58,367	72,01,318	43,47,000	8,92,06,685
2406 Forestry and Wild Life				
01 Forestry				
001 Direction and Administration	9,98,68,726	39,70,449		10,38,39,175
005 Survey and Utilization of Forest Resources		18,32,995		18,32,995
013 Statistics		73,855		73,855
070 Communications and Buildings		13,57,909		13,57,909
101 Forest Conservation, Development and Regeneration		7,31,433		7,31,433
102 Social and Farm Forestry		1,29,42,318	2,00,000	1,31,42,318
105 Forest Produce		3,75,182	17,74,963	21,50,145
109 Extension and Training (Deleted)		7,92,061		7,92,061
800 Other expenditure	8,95,000		1,00,82,221	1,09,77,221
Total : 01	10,07,63,726	2,20,76,202	1,20,57,184	13,48,97,112
02 Environmental Forestry and Wild Life				

STATEMENT NO. 12 Contd....
DETAILED ACCOUNTS OF EXPENDITURE BY MINOR HEADS
(In this statement figures in italics represent Charged expenditure)

Heads	For 2003-2004		Centrally Sponsored Plan Schemes (including NEC, Central Plan and Sub-Plan Schemes) Rs.	Total Rs.
	Non-Plan Rs.	Plan Rs.		
EXPENDITURE HEADS (Revenue Accounts)				
C. ECONOMIC SERVICES				
(a) Agriculture and Allied Activities				
2406 Forestry and Wild Life				
110 Wild Life Preservation		44,81,908	52,80,550	97,62,458
111 Zoological Park		58,80,340		58,80,340
800 Other expenditure			11,04,353	11,04,353
Total : 02		1,03,62,248	63,84,903	1,67,47,151
Total : 2406		10,07,63,726	1,84,42,087	15,16,44,263
2407 Plantations				
03 Rubber				
800 Other expenditure		1,27,000		1,27,000
Total : 03		1,27,000		1,27,000
Total : 2407		1,27,000		1,27,000
2408 Food Storage and Warehousing				
01 Food				
001 Direction and Administration	3,34,82,908			3,34,82,908
800 Other expenditure	39,450		71,81,000	72,20,450
Total : 01	3,35,22,358		71,81,000	4,07,03,358
02 Storage and Warehousing (6)				
101 Rural Godowns Programme	5,98,666	4,06,723		10,05,389
Total : 02	5,98,666	4,06,723		10,05,389

STATEMENT NO. 12 Contd....
DETAILED ACCOUNTS OF EXPENDITURE BY MINOR HEADS
(In this statement figures in italics represent Charged expenditure)

Heads	For 2003-2004		Centrally Sponsored Plan Schemes (including NEC, Central Plan and Sub-Plan Schemes) Rs.	Total Rs.
	Non-Plan Rs.	Plan Rs.		
EXPENDITURE HEADS (Revenue Accounts)				
C. ECONOMIC SERVICES				
(a) Agriculture and Allied Activities				
2408 Food Storage and Warehousing				
Total : 2408	3,41,21,024	4,06,723	71,81,000	4,17,08,747
2415 Agricultural Research and Educatio				
004 Research			4,59,278	4,59,278
01 Crop Husbandry				
004 Research	49,51,868	1,00,000	5,00,000	55,51,868
Total : 01	49,51,868	1,00,000	5,00,000	55,51,868
07 Plantations				
800 Other expenditure				
Total : 07				
80 General				
150 Assistance to ICAR	11,57,314	3,58,781		15,16,095
272 Education	17,47,167			17,47,167
277 Education		3,99,780		3,99,780
Total : 80	29,04,481	7,58,561		36,63,042
Total : 2415	78,56,349	8,58,561	9,59,278	96,74,188
2425 Co-operation				
001 Direction and Administration	4,66,02,043	4,00,000		4,70,02,043
003 Training		43,30,533		43,30,533
004 Research and Evaluation		50,000		50,000

STATEMENT NO. 12 Contd....
DETAILED ACCOUNTS OF EXPENDITURE BY MINOR HEADS
(In this statement figures in italics represent Charged expenditure)

Heads	For 2003-2004		Centrally Sponsored Plan Schemes (including NEC, Central Plan and Sub-Plan Schemes) Rs.	Total Rs.
	Non-Plan Rs.	Plan Rs.		
EXPENDITURE HEADS (Revenue Accounts)				
C. ECONOMIC SERVICES				
(a) Agriculture and Allied Activities				
2425 Co-operation				
101 Audit of Co-operatives	70,38,508			70,38,508
106 Assistance to Multipurpose Rural Co-operatives		23,44,000		23,44,000
108 Assistance to other Co-operative		60,000	4,39,000	4,99,000
Total : 2425	5,36,40,551	71,84,533	4,39,000	6,12,64,084
Total :(a) Agriculture and Allied Activities	66,62,48,979	14,65,84,854	13,92,06,541	95,20,40,374
(b) Rural Development				
2501 Special Programmes for Rural Development				
01 Integrated Rural Development Programme				
001 Direction and Administration	11,92,356	5,11,364		17,03,720
101 Subsidy to District Rural Development Agencies		1,76,50,700		1,76,50,700
Total : 01	11,92,356	1,81,62,064		1,93,54,420
04 Integrated Rural Energy Planning Programme				
105 Project Implementation	6,63,954	92,88,000		99,51,954
Total : 04	6,63,954	92,88,000		99,51,954
Total : 2501	18,56,310	2,74,50,064		2,93,06,374

2505 Rural Employment

STATEMENT NO. 12 Contd....
DETAILED ACCOUNTS OF EXPENDITURE BY MINOR HEADS
(In this statement figures in italics represent Charged expenditure)

Heads	For 2003-2004		Centrally Sponsored Plan Schemes (including NEC, Central Plan and Sub-Plan Schemes) Rs.	Total Rs.
	Non-Plan Rs.	Plan Rs.		
EXPENDITURE HEADS (Revenue Accounts)				
C. ECONOMIC SERVICES				
(b) Rural Development				
2505 Rural Employment				
01 National Programmes				
701 Jawahar Rozgar Yojana		7,44,87,000		7,44,87,000
Total : 01		7,44,87,000		7,44,87,000
60 Other Programmes				
800 OTHER EXPENDITURE		6,00,00,000		6,00,00,000
Total : 60		6,00,00,000		6,00,00,000
Total : 2505		13,44,87,000		13,44,87,000
2515 Other Rural Development Programmes				
001 Direction and Administration	45,15,055			45,15,055
101 Panchayati Raj	2,21,86,322	2,49,70,800		4,71,57,122
102 Community Development	7,11,87,621	5,50,000		7,17,37,621
Total : 2515	9,78,88,998	2,55,20,800		12,34,09,798
Total :(b) Rural Development	9,97,45,308	18,74,57,864		28,72,03,172
(c) Special Areas Programmes				
2552 North Eastern Areas				
102 Soil Conservation			3,50,00,000	3,50,00,000
800 Other Expenditure				
01 Forestry				
005 Investigation				

STATEMENT NO. 12 Contd....
DETAILED ACCOUNTS OF EXPENDITURE BY MINOR HEADS
(In this statement figures in italics represent Charged expenditure)

Heads	For		Plan Rs.	Centrally Sponsored Plan Schemes (including NEC, Central Plan and Sub-Plan Schemes) Rs.	Total Rs.
	2003-2004				
EXPENDITURE HEADS (Revenue Accounts)					
C. ECONOMIC SERVICES					
(c) Special Areas Programmes					
2552 North Eastern Areas					
Total :	01				
Total :	2552			3,50,00,000	3,50,00,000
2575 Other Special Areas Programmes					
02 Backward Areas					
800 Other Expenditure					
			7,50,00,000		7,50,00,000
Total :	02		7,50,00,000		7,50,00,000
Total :	2575		7,50,00,000		7,50,00,000
Total :(c) Special Areas Programme					
			7,50,00,000	3,50,00,000	11,00,00,000
(d) Irrigation and Flood Control					
2701 Major and Medium Irrigation					
02 Major Irrigation-Non-Commercial					
005 Survey & Investigation					
		1,13,96,032			1,13,96,032
051 Construction					
		1,46,10,381	6,35,47,747		7,81,58,128
Total :	02		6,35,47,747		8,95,54,160
04 Medium Irrigation -Non-commercial					
001 Direction and Administration					
		4,45,73,941			4,45,73,941
051 Construction					
			1,31,80,889		1,31,80,889
799 Suspense (Each Project under Each sub-major head will be a minor head)					
		79,61,780			79,61,780

STATEMENT NO. 12 Contd....
DETAILED ACCOUNTS OF EXPENDITURE BY MINOR HEADS
(In this statement figures in italics represent Charged expenditure)

Heads	For		2003-2004		Total Rs.
	Non-Plan Rs.	Plan Rs.	Centrally Sponsored Plan Schemes (including NEC, Central Plan and Sub-Plan Schemes) Rs.		
EXPENDITURE HEADS (Revenue Accounts)					
C. ECONOMIC SERVICES					
(d) Irrigation and Flood Control					
2701 Major and Medium Irrigation					
Total : 04	5,25,35,721	1,31,80,889			6,57,16,610
80 General					
800 Other Expenditure	3,92,77,578				3,92,77,578
Total : 80	3,92,77,578				3,92,77,578
Total : 2701	11,78,19,712	7,67,28,636			19,45,48,348
2702 Minor Irrigation					
01 Surface Water					
102 Lift Irrigation Schemes	8,13,202				8,13,202
103 Division Schemes	2,83,85,059				2,83,85,059
Total : 01	2,91,98,261				2,91,98,261
80 General					
001 Direction and Administration	3,33,21,503				3,33,21,503
052 Machinery and Equipment					
800 Other Expenditure		19,25,005	3,01,479		22,26,484
Total : 80	3,33,21,503	19,25,005	3,01,479		3,55,47,987
Total : 2702	6,25,19,764	19,25,005	3,01,479		6,47,46,248
2705 Command Area Development					
001 Direction And Administration	1,03,87,819				1,03,87,819
800 Other Expenditure		1,62,75,680	1,57,23,513		3,19,99,193

STATEMENT NO. 12 Contd....
DETAILED ACCOUNTS OF EXPENDITURE BY MINOR HEADS
(In this statement figures in italics represent Charged expenditure)

Heads	For 2003-2004			
	Non-Plan Rs.	Plan Rs.	Centrally Sponsored Plan Schemes (including NEC, Central Plan and Sub-Plan Schemes) Rs.	Total Rs.
EXPENDITURE HEADS (Revenue Accounts)				
C. ECONOMIC SERVICES				
(d) Irrigation and Flood Control				
2705 Command Area Development				
Total : 2705	1,03,87,819	1,62,75,680	1,57,23,513	4,23,87,012
2711 Flood Control and Drainage				
01 Flood Control				
001 Direction and Administration	4,64,54,007			4,64,54,007
052 Machinery and Equipment	84,20,517			84,20,517
799 Suspense	- 13,84,298			- 13,84,298
Total : 01	5,34,90,226			5,34,90,226
80 General				
800 Other Expenditure	1,46,77,695			1,46,77,695
Total : 80	1,46,77,695			1,46,77,695
Total : 2711	6,81,67,921			6,81,67,921
Total :(d) Irrigation and Flood Control	25,88,95,216	9,49,29,321	1,60,24,992	36,98,49,529
(e) Energy				
2801 Power				
01 Hydel Generation				
001 Direction and Administration	9,07,252			9,07,252
101 Purchase of Power	52,03,62,193			52,03,62,193
102 Each Hydroelectric Scheme	37,21,153			37,21,153
800 Other expenditure	18,03,938			18,03,938

STATEMENT NO. 12 Contd....
DETAILED ACCOUNTS OF EXPENDITURE BY MINOR HEADS
(In this statement figures in italics represent Charged expenditure)

Heads	For 2003-2004		Plan Rs.	Centrally Sponsored Plan Schemes (including NEC, Central Plan and Sub-Plan Schemes) Rs.	Total Rs.
	Non-Plan Rs.				
EXPENDITURE HEADS (Revenue Accounts)					
C. ECONOMIC SERVICES					
(e) Energy					
2801 Power					
Total : 01					52,67,94,536
04 Diesel/Gas Power Generation		52,67,94,536			
001 Direction and Administration		32,65,32,847			32,65,32,847
052 Machinery and Equipment		4,46,705			4,46,705
799 Suspense		2,36,26,581			2,36,26,581
800 Other expenditure Each Diesel/Gas Power Scheme(3)		13,28,14,107			13,28,14,107
Total : 04		48,34,20,240			48,34,20,240
80 General					
800 Other expenditure		- 500			- 500
Total : 80		- 500			- 500
Total : 2801		101,02,14,276			101,02,14,276
2810 Non-Conventional Sources of Energy					
01 Bio-Energy					
101 National Programme for biogas development					
Total : 01					
60 Others					
800 Other Expenditure			42,24,838		42,24,838
Total : 60			42,24,838		42,24,838

STATEMENT NO. 12 Contd....
DETAILED ACCOUNTS OF EXPENDITURE BY MINOR HEADS
(In this statement figures in italics represent Charged expenditure)

Heads	For <u>2003-2004</u>			
	Non-Plan Rs.	Plan Rs.	Centrally Sponsored Plan Schemes (including NEC, Central Plan and Sub-Plan Schemes) Rs.	Total Rs.
EXPENDITURE HEADS (Revenue Accounts)				
C. ECONOMIC SERVICES				
(e) Energy				
2810 Non-Conventional Sources of Energy				
Total : 2810		42,24,838		42,24,838
Total :(e) Energy				
	101,02,14,276	42,24,838		101,44,39,114
(f) Industry and Minerals				
2851 Village and Small Industries				
001 Direction and Administration	9,15,23,079	21,20,808		9,36,43,887
003 Training	1,74,75,511	68,64,043		2,43,39,554
004 Research and Development	10,73,423			10,73,423
101 Industrial Estates		2,71,806		2,71,806
102 Small Scale Industries	71,01,859	16,415	3,84,410	75,02,684
103 Handloom Industries	1,21,01,382	5,21,34,145	6,28,42,760	12,70,78,287
104 Handicraft Industries	46,68,226			46,68,226
105 Khadi and Village Industries	32,10,240	38,89,760		71,00,000
107 Sericulture Industries	8,04,23,170	1,05,00,105		9,09,23,275
108 Powerloom Industries				
109 Monitoring and Evaluation	28,06,197			28,06,197
800 Other expenditure			11,00,000	11,00,000
Total : 2851	22,03,83,087	7,57,97,082	6,43,27,170	36,05,07,339
2852 Industries				
08 Consumer Industries (3)				
201 Sugar	36,25,373			36,25,373

STATEMENT NO. 12 Contd....
DETAILED ACCOUNTS OF EXPENDITURE BY MINOR HEADS
(In this statement figures in italics represent Charged expenditure)

Heads	For		Centrally Sponsored Plan Schemes (including NEC, Central Plan and Sub-Plan Schemes) Rs.	Total Rs.
	2003-2004			
	Non-Plan Rs.	Plan Rs.		
EXPENDITURE HEADS (Revenue Accounts)				
C. ECONOMIC SERVICES				
(f) Industry and Minerals				
2852 Industries				
600 Others		21,23,874	1,67,400	22,91,274
Total : 08	36,25,373	21,23,874	1,67,400	59,16,647
80 General				
003 Industrial Education Research A Training		12,20,394		12,20,394
800 Other Expenditure				
Total : 80		12,20,394		12,20,394
Total : 2852	36,25,373	33,44,268	1,67,400	71,37,041
2853 Non-ferrous Mining and Metallurgic Industries				
02 Regulation and Development of Mines				
001 Direction and Administration	82,41,058			82,41,058
004 Research and Development				
102 Mineral Exploration		9,99,402		9,99,402
Total : 02	82,41,058	9,99,402		92,40,460
Total : 2853	82,41,058	9,99,402		92,40,460
Total :(f) Industry and Minerals	23,22,49,518	8,01,40,752	6,44,94,570	37,68,84,840
(g) Transport				
3054 Roads and Bridges				
01 National Highways				

STATEMENT NO. 12 Contd....
DETAILED ACCOUNTS OF EXPENDITURE BY MINOR HEADS
(In this statement figures in italics represent Charged expenditure)

Heads	For <u>2003-2004</u>		Total Rs.
	Non-Plan Rs.	Plan Rs.	
EXPENDITURE HEADS (Revenue Accounts)			
C. ECONOMIC SERVICES			
(g) Transport			
3054 Roads and Bridges			
337 Road Works	- 42,48,815		- 42,48,815
Total : 01			
02 Strategic and Border Roads	- 42,48,815		- 42,48,815
337 Road Works			
Total : 02			
03 State Highways			
102 Bridges	1,83,17,908		1,83,17,908
337 Road Works	5,37,85,532		5,37,85,532
Total : 03			
04 District and Other Roads (2)	7,21,03,440		7,21,03,440
102 Bridges			
	5,50,86,558		5,50,86,558
337 Road Works			
	12,92,12,375		12,92,12,375
Total : 04			
80 General	18,42,98,933		18,42,98,933
001 Direction and Administration			
052 Machinery And Equipment			
	8,62,822		8,62,822
101 Direction and Administration			
	15,34,35,732		15,34,35,732
799 Suspense			
	1,29,52,062		1,29,52,062
800 Other Expenditure			
	4,64,255		4,64,255
Total : 80			
	16,77,14,871		16,77,14,871

STATEMENT NO. 12 Contd....
DETAILED ACCOUNTS OF EXPENDITURE BY MINOR HEADS
(In this statement figures in italics represent Charged expenditure)

Heads	For 2003-2004		Centrally Sponsored Plan Schemes (including NEC, Central Plan and Sub-Plan Schemes) Rs.	Total Rs.
	Non-Plan Rs.	Plan Rs.		
EXPENDITURE HEADS (Revenue Accounts)				
C. ECONOMIC SERVICES				
(g) Transport				
3054 Roads and Bridges				
Total : 3054	41,98,68,428			41,98,68,428
<hr/>				
Total :(g) Transport	41,98,68,428			41,98,68,428
<hr/>				
(i) Science Technology and Environment				
3425 Other Scientific Research				
60 Others				
001 Direction and Administration	39,94,792	2,85,245		42,80,037
004 Research and development		1,40,67,707		1,40,67,707
800 Other Expenses		4,86,130		4,86,130
Total : 60	39,94,792	1,48,39,082		1,88,33,874
Total : 3425	39,94,792	1,48,39,082		1,88,33,874
<hr/>				
3435 Ecology and Environment				
03 Environmental Research and Ecologic Regeneration				
003 Environmental Education/Training/Extension		45,19,676	5,16,000	50,35,676
Total : 03		45,19,676	5,16,000	50,35,676
04 Prevention and Control of Pollution				
104 Impact Assessment		37,00,000		37,00,000
Total : 04		37,00,000		37,00,000
60 Others				

STATEMENT NO. 12 Contd....
DETAILED ACCOUNTS OF EXPENDITURE BY MINOR HEADS
(In this statement figures in italics represent Charged expenditure)

Heads	For 2003-2004		Centrally Sponsored Plan Schemes (including NEC, Central Plan and Sub-Plan Schemes) Rs.	Total Rs.
	Non-Plan Rs.	Plan Rs.		
EXPENDITURE HEADS (Revenue Accounts)				
C. ECONOMIC SERVICES				
(i) Science Technology and Environment				
3435 Ecology and Environment				
001 Direction & Administration	10,85,658	15,36,594		26,22,252
800 Other Expenditure		2,00,000		2,00,000
Total : 60	10,85,658	17,36,594		28,22,252
Total : 3435	10,85,658	99,56,270	5,16,000	1,15,57,928
Total : (i) Science Technology and Environment	50,80,450	2,47,95,352	5,16,000	3,03,91,802
(j) General Economic Services				
3451 Secretariat-Economic Services				
090 Secretariat	15,47,368			15,47,368
092 Other Offices	1,69,79,763	6,84,40,143		8,54,19,906
102 District Planning Machinery	24,60,244	72,863		25,33,107
Total : 3451	2,09,87,375	6,85,13,006		8,95,00,381
3452 Tourism				
01 Tourist Infrastructure (1)				
800 Other expenditure		10,96,710		10,96,710
Total : 01		10,96,710		10,96,710
80 General				
001 Direction And Administration	1,02,94,170			1,02,94,170
104 Promotion And Publicity			4,33,000	4,33,000

STATEMENT NO. 12 Contd....
DETAILED ACCOUNTS OF EXPENDITURE BY MINOR HEADS
(In this statement figures in italics represent Charged expenditure)

Heads	For 2003-2004		Centrally Sponsored Plan Schemes (including NEC, Central Plan and Sub-Plan Schemes) Rs.	Total Rs.
	Non-Plan Rs.	Plan Rs.		
EXPENDITURE HEADS (Revenue Accounts)				
C. ECONOMIC SERVICES				
(j) General Economic Services				
3452 Tourism				
Total : 80	1,02,94,170		4,33,000	1,07,27,170
Total : 3452	1,02,94,170	10,96,710	4,33,000	1,18,23,880
3454 Census Surveys and Statistics				
01 Census				
101 Computerisation of census Data	2,41,696		36,699	2,78,395
201 National Sample Survey Organisation	6,56,820	4,04,999		10,61,819
203 Computer Services	3,21,221	7,50,000		10,71,221
800 Other expenditure	13,36,581	9,00,000		22,36,581
Total : 01	25,56,318	20,54,999	36,699	46,48,016
02 Surveys and Statistics				
001 Direction and Administration	2,40,19,631			2,40,19,631
201 National Sample Survey Organisation	87,14,596			87,14,596
205 State Statistical Agency	26,46,227	4,34,997		30,81,224
Total : 02	3,53,80,454	4,34,997		3,58,15,451
Total : 3454	3,79,36,772	24,89,996	36,699	4,04,63,467
3475 Other General Economic Services				
106 Regulation of Weights and Measures	90,54,038			90,54,038
Regulation of Markets				

STATEMENT NO. 12 Contd....
DETAILED ACCOUNTS OF EXPENDITURE BY MINOR HEADS
(In this statement figures in italics represent Charged expenditure)

Heads	For		Plan Rs.	Centrally Sponsored Plan Schemes (including NEC, Central Plan and Sub-Plan Schemes) Rs.	Total Rs.
	2003-2004				
	Non-Plan Rs.				
EXPENDITURE HEADS (Revenue Accounts)					
C. ECONOMIC SERVICES					
(j) General Economic Services					
3475 Other General Economic Services					
107					
		30,49,426			30,49,426
Total : 3475					
		1,21,03,464			1,21,03,464
Total : (j) General Economic Service					
	8,13,21,781		7,20,99,712	4,69,699	15,38,91,192
Total : C. ECONOMIC SERVICES					
	277,36,23,956		68,52,32,693	25,57,11,802	371,45,68,451
TOTAL : EXPENDITURE HEAD (Revenue Account)					
	217,63,37,055		136,36,71,079	68,00,67,715	1463,46,88,190
A. CAPITAL ACCOUNT OF GENERAL SERVICES					
4059 Capital Outlay on Public Works					
Total : 4059					
			9,22,47,422		9,22,47,422
Total : A. CAPITAL ACCOUNT OF GENERAL SERVICES					
			9,22,47,422		9,22,47,422
B. CAPITAL ACCOUNT OF SOCIAL SERVICES					
(a) Capital Account of Education, Sports, Art and Culture					
4202 Capital Outlay on Education, Sports, Art and Culture					
Total : 4202					
			12,19,26,238	2,00,00,000	14,19,26,238

STATEMENT NO. 12 Contd....
DETAILED ACCOUNTS OF EXPENDITURE BY MINOR HEADS
(In this statement figures in italics represent Charged expenditure)

Heads	For 2003-2004		Centrally Sponsored Plan Schemes (including NEC, Central Plan and Sub-Plan Schemes) Rs.	Total Rs.
	Non-Plan Rs.	Plan Rs.		
EXPENDITURE HEADS (Revenue Accounts)				
B. CAPITAL ACCOUNT OF SOCIAL SERVICES				
(a) Capital Account of Education, Sports, Art and Culture				
Total : (a) Capital Account of Education, Sports, Art and Culture		12,19,26,238	2,00,00,000	14,19,26,238
(b) Capital Account of Health and Family Welfare				
4210 Capital Outlay on Medical and Publ Health				
Total : 4210		4,59,50,121		4,59,50,121
4211 Capital Outlay on Family Welfare				
Total : 4211			2,98,05,414	2,98,05,414
Total : (b) Capital Account of Healt and Family Welfare		4,59,50,121	2,98,05,414	7,57,55,535
(c) Capital Account of Water Supply, Sanitation, Housing and Urban Development				
4215 Capital Outlay on Water Supply an Sanitation				
Total : 4215		24,71,04,798	33,35,80,227	58,06,85,025
4216 Capital Outlay on Housing				
Total : 4216		1,29,23,397		1,29,23,397
4217 Capital Outlay on Urban Developme				
Total : 4217		6,18,43,000	3,43,00,000	9,61,43,000

STATEMENT NO. 12 Contd....
DETAILED ACCOUNTS OF EXPENDITURE BY MINOR HEADS
(In this statement figures in italics represent Charged expenditure)

Heads	<u>For 2003-2004</u>		Total Rs.
	Non-Plan Rs.	Plan Rs.	Centrally Sponsored Plan Schemes (including NEC, Central Plan and Sub-Plan Schemes) Rs.
EXPENDITURE HEADS (Revenue Accounts)			
B. CAPITAL ACCOUNT OF SOCIAL SERVICES			
(c) Capital Account of Water Supply, Sanitation, Housing and Urban Development			
Total :(c) Capital Account of Water Supply, Sanitation, Housing and Urban Development	32,18,71,195	36,78,80,227	68,97,51,422
(d) Capital Account of Information and Broadcasti			
4220 Capital Outlay on Information and Publicity			
Total : 4220	49,69,990		49,69,990
Total :(d) Capital Account of Information and Broadcastin			
	49,69,990		49,69,990
(e) Capital Account of Welfare of Scheduled Caste Scheduled Tribes and other Backward Classes			
Total :(e) Capital Account of Welfa of Scheduled Castes, Scheduled Tribes and other Backward Classes			
(g) Capital Account of Social Welfare and Nutritio			
4235 Capital Outlay on Social Security an Welfare			
Total : 4235	71,37,000	4,12,50,000	4,83,87,000
Total :(g) Capital Account of Social Welfare and Nutrition			
	71,37,000	4,12,50,000	4,83,87,000
(h) Capital Account of Other Social Services			
4250 Capital Outlay on other Social Services			

STATEMENT NO. 12 Contd....
DETAILED ACCOUNTS OF EXPENDITURE BY MINOR HEADS
(In this statement figures in italics represent Charged expenditure)

Heads	For		Plan Rs.	Centrally Sponsored Plan Schemes (including NEC, Central Plan and Sub-Plan Schemes) Rs.	Total Rs.
	2003-2004				
EXPENDITURE HEADS (Revenue Accounts)					
B. CAPITAL ACCOUNT OF SOCIAL SERVICES					
(h) Capital Account of Other Social Services					
4250 Capital Outlay on other Social Services					
Total : 4250				1,20,74,750	1,20,74,750
<hr/>					
Total :(h) Capital Account of Other Social Services				1,20,74,750	1,20,74,750
<hr/>					
Total : B. CAPITAL ACCOUNT OF SOCIAL SERVICES			50,18,54,544	47,10,10,391	97,28,64,935
<hr/>					
C. CAPITAL ACCOUNT OF ECONOMIC SERVICES					
(a) Capital Account of Agriculture and Allied Activities					
4401 Capital Outlay on Crop Husbandry					
Total : 4401	-	1,24,587			- 1,24,587
<hr/>					
4403 Capital Outlay on Animal Husbandry					
Total : 4403			4,33,395		4,33,395
<hr/>					
4408 Capital Outlay on Food Storage Warehousing					
Total : 4408	-	84,54,043	84,14,168	35,57,796	35,17,921
<hr/>					
4415 Capital Outlay on Agricultural Research and Education					

STATEMENT NO. 12 Contd....
DETAILED ACCOUNTS OF EXPENDITURE BY MINOR HEADS
(In this statement figures in italics represent Charged expenditure)

Heads	For <u>2003-2004</u>			
	Non-Plan Rs.	Plan Rs.	Centrally Sponsored Plan Schemes (including NEC, Central Plan and Sub-Plan Schemes) Rs.	Total Rs.
EXPENDITURE HEADS (Revenue Accounts)				
C. CAPITAL ACCOUNT OF ECONOMIC SERVICES				
(a) Capital Account of Agriculture and Allied Activities				
4415 Capital Outlay on Agricultural Research and Education				
Total : 4415		1,62,00,000		1,62,00,000
4416 Investments in Agricultural Financial Institution				
Total : 4416		48,32,000		48,32,000
4425 Capital Outlay on Co-operation				
Total : 4425		1,17,42,000	12,00,000	1,29,42,000
Total :(a) Capital Account of Agriculture and Allied Activities	- 85,78,630	4,16,21,563	47,57,796	3,78,00,729
(b) Capital Account of Rural Development				
4515 Capital Outlay on other Rural Development Programmes				
Total : 4515		33,79,999	5,00,00,000	5,33,79,999
Total :(b) Capital Account of Rural Development		33,79,999	5,00,00,000	5,33,79,999
(c) Capital Account of Special Areas Programme				
4552 Capital Outlay on North Eastern Areas				

STATEMENT NO. 12 Contd....
DETAILED ACCOUNTS OF EXPENDITURE BY MINOR HEADS
(In this statement figures in italics represent Charged expenditure)

Heads	For 2003-2004		Centrally Sponsored Plan Schemes (including NEC, Central Plan and Sub-Plan Schemes) Rs.	Total Rs.
	Non-Plan Rs.	Plan Rs.		
EXPENDITURE HEADS (Revenue Accounts)				
C. CAPITAL ACCOUNT OF ECONOMIC SERVICES				
(c) Capital Account of Special Areas Programme				
4552 Capital Outlay on North Eastern Areas				
Total : 4552			1,87,30,132	1,87,30,132
<hr/>				
Total :(c) Capital Account of Special Areas Programme			1,87,30,132	1,87,30,132
<hr/>				
(d) Capital Account of Irrigation and Flood Control				
4701 Capital Outlay on Major and Medium Irrigation				
Total : 4701		20,62,23,694	7,68,495	20,69,92,189
<hr/>				
4702 Capital Outlay on Minor Irrigation				
Total : 4702		5,71,72,192		5,71,72,192
<hr/>				
4705 Capital Outlay on Command Area Development				
Total : 4705			4,513	4,513
<hr/>				
4711 Capital Outlay on Flood Control Projects				
Total : 4711		4,20,58,335		4,20,58,335
<hr/>				
Total :(d) Capital Account of Irrigation and Flood Control		30,54,54,221	7,73,008	30,62,27,229
<hr/>				
(e) Capital Account of Energy				

STATEMENT NO. 12 Contd....
DETAILED ACCOUNTS OF EXPENDITURE BY MINOR HEADS
(In this statement figures in italics represent Charged expenditure)

Heads	For		Centrally Sponsored Plan Schemes (including NEC, Central Plan and Sub-Plan Schemes) Rs.	Total Rs.
	2003-2004			
	Non-Plan Rs.	Plan Rs.		
EXPENDITURE HEADS (Revenue Accounts)				
C. CAPITAL ACCOUNT OF ECONOMIC SERVICES				
(e) Capital Account of Energy				
4801 Capital Outlay on Power Projects				
Total : 4801				
		14,40,31,957	14,89,17,370	29,29,49,327
Total :(e) Capital Account of Energy				
		14,40,31,957	14,89,17,370	29,29,49,327
(f) Capital Account of Industry and Minerals				
4851 Capital Outlay on Village and Small Industries				
Total : 4851				
		11,66,26,000		11,66,26,000
4857 Capital Outlay on Chemicals and Pharmaceutical Industries				
Total : 4857				
	2,44,33,978	1,61,97,000		4,06,30,978
4859 Capital Outlay on Telecommunicati and Electronic Industries				
Total : 4859				
		1,02,07,000		1,02,07,000
4860 Capital Outlay on Consumer Industries				
Total : 4860				
	53,91,359	10,46,80,050		11,00,71,409
Total :(f) Capital Account of Indust and Minerals				
	2,98,25,337	24,77,10,050		27,75,35,387
(g) Capital Account of Transport				
5054 Capital Outlay on Roads and Bridge				

STATEMENT NO. 12 Conld.
DETAILED ACCOUNTS OF EXPENDITURE BY MINOR HEADS
(In this statement figures in italics represent Charged expenditure)

Heads	For <u>2003-2004</u>			Total Rs.
	Non-Plan Rs.	Plan Rs.	Centrally Sponsored Plan Schemes (including NEC, Central Plan and Sub-Plan Schemes) Rs.	
EXPENDITURE HEADS (Revenue Accounts)				
C. CAPITAL ACCOUNT OF ECONOMIC SERVICES				
(g) Capital Account of Transport				
5054 Capital Outlay on Roads and Bridge				
Total : 5054		18,17,06,807	2,23,98,878	20,41,05,685
5055 Capital Outlay on Road Transport				
Total : 5055	14,30,10,000			14,30,10,000
Total :(g) Capital Account of Transport	14,30,10,000	18,17,06,807	2,23,98,878	34,71,15,685
(i) Capital Account of Science Technology and Environment				
Total :(i) Capital Account of Science Technology and Environment				
(j) Capital Account of General Economic Services				
5452 Capital Outlay on Tourism				
Total : 5452		15,26,000	35,99,936	51,25,936
Total :(j) Capital Account of General Economic Services		15,26,000	35,99,936	51,25,936
Total : C. CAPITAL ACCOUNT OF ECONOMIC SERVICES	16,42,56,707	92,54,30,597	24,91,77,120	133,88,64,424
TOTAL : EXPENDITURE HEADS (CAPITAL HEADS)	16,42,56,707	151,95,32,563	72,01,87,511	240,39,76,781
GRAND TOTAL : SERVICE HEADS (Revenue & Capital Accounts)	1275,52,06,103	288,32,03,642	140,02,55,226	1703,86,64,971

STATEMENT NO. 13
DETAILED STATEMENT OF CAPITAL EXPENDITURE DURING
AND TO THE END OF THE YEAR 2003-2004
Expenditure during the year

Nature of Expenditure	Non-Plan	Plan	Centrally Sponsored Plan Schemes (including NEC, Central Plan and Sub-Plan Schemes)	Total	Expenditure to the end of the year
	Rs.	Rs.	Rs.	Rs.	Rs.
Expenditure Heads (Capital Account)					
A. CAPITAL ACCOUNT OF GENERAL SERVICES					
4059	Capital Outlay on Public Works				
01	<i>Office Buildings</i>				
101		8,82,47,422		8,82,47,422	69,89,79,259
201	Acquisition of Land				
					1,06,52,641
800	Other expenditure				
					8,66,99,998
	Total 01 Office Buildings				
		<u>8,82,47,422</u>		<u>8,82,47,422</u>	<u>79,63,31,898</u>
60	<i>Other Buildings</i>				
051	Construction				
		40,00,000		40,00,000	27,64,89,388
	Total 60 Other Buildings				
		<u>40,00,000</u>		<u>40,00,000</u>	<u>27,64,89,388</u>
80	<i>General</i>				
001	Direction and Administration				
					1,36,87,046
800	Other Expenditure				
					10,39,30,158
	Total 80 General				
					<u>11,76,17,204</u>
	Total - 4059				
		<u>9,22,47,422</u>		<u>9,22,47,422</u>	<u>1,19,04,38,490</u>
4070	Capital Outlay on other Administrative Services				
003	Training				
					49,29,178
800	Other expenditure				
					14,97,819
	Total - 4070				
					<u>64,26,997</u>
	Total A. CAPITAL ACCOUNT OF GENERAL SERVICES				
		<u>9,22,47,422</u>		<u>9,22,47,422</u>	<u>1,19,68,65,487</u>

B. CAPITAL ACCOUNT OF SOCIAL SERVICES

*(a) Capital Account of Education,
Sports, Art and Culture*

4202	Capital Outlay on Education, Sports, Art and Culture				
01	<i>General Education</i>				
201	Elementary Education				
		4,67,67,725	1,00,00,000	5,67,67,725	41,39,34,477

STATEMENT NO. 13 Contd....

DETAILED STATEMENT OF CAPITAL EXPENDITURE DURING
AND TO THE END OF THE YEAR 2003-2004

Expenditure during the year

Nature of Expenditure	Non-Plan	Plan	Centrally Sponsored Plan Schemes (including NEC, Central Plan and Sub-Plan Schemes)	Total	Expenditure to the end of the year
	Rs.	Rs.	Rs.	Rs.	Rs.
B. CAPITAL ACCOUNT OF SOCIAL SERVICES					
<i>(a) Capital Account of Education, Sports, Art and Culture</i>					
4202	Capital Outlay on Education, Sports, Art and Culture				
01	<i>General Education</i>				
202		10,11,530		10,11,530	9,20,53,528
203		1,15,07,387	1,00,00,000	2,15,07,387	7,45,16,141
600					65,07,456
800		2,00,00,000		2,00,00,000	37,31,04,314
		7,92,86,642	2,00,00,000	9,92,86,642	96,01,15,916
02	<i>Technical Education</i>				
105					1,82,88,740
800					1,92,20,814
					3,75,09,554
03	<i>Sports and Youth Services Sports Stadia</i>				
101					10,39,77,751
102					1,47,12,381
103		9,62,932		9,62,932	10,50,084
800		2,63,82,918		2,63,82,918	61,27,37,515
		2,73,45,850		2,73,45,850	73,24,77,731
04	<i>Art and Culture</i>				
104					5,19,41,739
800		1,52,93,746		1,52,93,746	15,35,49,699
8000					27,00,000
		1,52,93,746		1,52,93,746	20,81,91,438
		12,19,26,238	2,00,00,000	14,19,26,238	1,93,82,94,639
Total- (a) Capital Account of Education,		12,19,26,238	2,00,00,000	14,19,26,238	1,93,82,94,639

STATEMENT NO. 13 Contd...
**DETAILED STATEMENT OF CAPITAL EXPENDITURE DURING
AND TO THE END OF THE YEAR 2003-2004**
Expenditure during the year

Nature of Expenditure	Non-Plan	Plan	Centrally Sponsored Plan Schemes (including NEC, Central Plan and Sub-Plan Schemes)	Total	Expenditure to the end of the year
	Rs.	Rs.	Rs.	Rs.	Rs.
B. CAPITAL ACCOUNT OF SOCIAL SERVICES					
<i>(a) Capital Account of Education, Sports, Art and Culture</i>					
Sports, Art and Culture					
<i>(b) Capital Account of Health and Family Welfare</i>					
4210					
01					
110					52,64,869
800					8,09,00,648
					<u>8,61,65,517</u>
02					
101		3,71,149		3,71,149	1,64,26,832
103		2,38,449		2,38,449	2,75,90,588
104		3,92,468		3,92,468	2,98,25,964
110		48,71,000		48,71,000	48,71,000
800					2,10,70,531
					<u>58,73,066</u>
03					<u>58,73,066</u>
103					2,67,76,020
104					73,96,869
					<u>3,41,72,889</u>
04					
200		3,52,11,000		3,52,11,000	4,13,91,959
					<u>3,52,11,000</u>
06					
101					25,00,000
					<u>25,00,000</u>
80					

STATEMENT NO. 13 Contd....

DETAILED STATEMENT OF CAPITAL EXPENDITURE DURING
AND TO THE END OF THE YEAR 2003-2004

Expenditure during the year

Nature of Expenditure	Non-Plan	Plan	Centrally Sponsored Plan Schemes (including NEC, Central Plan and Sub-Plan Schemes)	Total	Expenditure to the end of the year
	Rs.	Rs.	Rs.	Rs.	Rs.
B. CAPITAL ACCOUNT OF SOCIAL SERVICES					
<i>(b) Capital Account of Health and Family Welfare</i>					
4210	Capital Outlay on Medical and Public Health				
80	<i>General</i>				
102					31,35,750
110		39,23,720		39,23,720	1,04,46,438
329		4,65,770		4,65,770	4,65,770
800		4,76,565		4,76,565	4,69,31,427
		<u>48,66,055</u>		<u>48,66,055</u>	<u>6,09,79,385</u>
		<u>4,59,50,121</u>		<u>4,59,50,121</u>	<u>32,49,94,665</u>
4211	Capital Outlay on Family Welfare				
101					1,02,02,076
102					1,45,36,575
103					23,46,721
800			2,98,05,414	2,98,05,414	3,47,44,012
			<u>2,98,05,414</u>	<u>2,98,05,414</u>	<u>6,18,29,384</u>
		<u>4,59,50,121</u>	<u>2,98,05,414</u>	<u>7,57,55,535</u>	<u>38,68,24,049</u>
Total- (b) Capital Account of Health and Family Welfare					
<i>(c) Capital Account of Water Supply, Sanitation, Housing and Urban Development</i>					
4215	Capital Outlay on Water Supply and Sanitation				
01	<i>Water Supply</i>				
101		6,89,13,742	11,25,75,572	18,14,89,314	1,87,60,17,984
102		9,56,24,054	20,81,02,844	30,37,26,898	2,95,83,91,026
800		54,51,918		54,51,918	19,66,33,241
		<u>16,99,89,714</u>	<u>32,06,78,416</u>	<u>49,06,68,130</u>	<u>5,03,10,42,251</u>
02	<i>Sewerage and Sanitation</i>				
101		7,60,20,562		7,60,20,562	21,59,30,618

STATEMENT NO. 13 Contd....
**DETAILED STATEMENT OF CAPITAL EXPENDITURE DURING
AND TO THE END OF THE YEAR 2003-2004**
Expenditure during the year

Nature of Expenditure	Non-Plan	Plan	Centrally Sponsored Plan Schemes (including NEC, Central Plan and Sub-Plan Schemes)	Total	Expenditure to the end of the year
	Rs.	Rs.	Rs.	Rs.	Rs.
B. CAPITAL ACCOUNT OF SOCIAL SERVICES					
<i>(c) Capital Account of Water Supply, Sanitation, Housing and Urban Development</i>					
4215 Capital Outlay on Water Supply and Sanitation					
<i>02 Sewerage and Sanitation</i>					
102 Rural Sanitation Services		10,94,522	1,29,01,811	1,39,96,333	22,09,36,635
106 Sewerage Services					1,09,51,066
800 Other expenditure					1,32,41,400
Total 02 Sewerage and Sanitation		<u>7,71,15,084</u>	<u>1,29,01,811</u>	<u>9,00,16,895</u>	<u>46,10,59,719</u>
Total - 4215		<u>24,71,04,798</u>	<u>33,35,80,227</u>	<u>58,06,85,025</u>	<u>5,49,21,01,970</u>
4216 Capital Outlay on Housing					
<i>01 Government Residential Buildings</i>					
106 General Pool Accommodation		1,29,23,397		1,29,23,397	50,99,45,924
107 Police Housing					20,15,01,593
700 Other Housing					14,48,30,973
Total 01 Government Residential Buildings		<u>1,29,23,397</u>		<u>1,29,23,397</u>	<u>85,62,78,490</u>
<i>80 General</i>					
190 Investment in Public Sector and Other Undertakings					24,33,150
800 Other Expenditure					
Total 80 General					<u>24,33,150</u>
Total - 4216		<u>1,29,23,397</u>		<u>1,29,23,397</u>	<u>85,87,11,640</u>
4217 Capital Outlay on Urban Development					
<i>01 State Capital Development</i>					
800 Other expenditure		6,18,43,000	1,43,00,000	7,61,43,000	35,29,29,718
Total 01 State Capital Development		<u>6,18,43,000</u>	<u>1,43,00,000</u>	<u>7,61,43,000</u>	<u>35,29,29,718</u>
<i>60 Other Urban Development Schemes</i>					
Construction					

STATEMENT NO. 13 Contd....

DETAILED STATEMENT OF CAPITAL EXPENDITURE DURING
AND TO THE END OF THE YEAR 2003-2004

Expenditure during the year

Nature of Expenditure	Non-Plan	Plan	Centrally Sponsored Plan Schemes (including NEC, Central Plan and Sub-Plan Schemes)	Total	Expenditure to the end of the year
	Rs.	Rs.	Rs.	Rs.	Rs.
B. CAPITAL ACCOUNT OF SOCIAL SERVICES					
<i>(c) Capital Account of Water Supply, Sanitation, Housing and Urban Development</i>					
4217	Capital Outlay on Urban Development				
60	Other Urban Development Schemes				
051	Construction		2,00,00,000	2,00,00,000	2,00,00,000
	Total 60 Other Urban Development Schemes		2,00,00,000	2,00,00,000	2,00,00,000
	Total - 4217	6,18,43,000	3,43,00,000	9,61,43,000	37,29,29,718
Total- (c) Capital Account of Water Supply Sanitation, Housing and Urban Development		32,18,71,195	36,78,80,227	68,97,51,422	6,72,37,43,328
<i>(d) Capital Account of Information and Broadcasting</i>					
4220	Capital Outlay on Information and Publicity				
60	Others				
101	Buildings	49,69,990		49,69,990	67,17,626
	Total 60 Others	49,69,990		49,69,990	67,17,626
	Total - 4220	49,69,990		49,69,990	67,17,626
Total- (d) Capital Account of Information Broadcasting		49,69,990		49,69,990	67,17,626
<i>(e) Capital Account of Welfare of Scheduled Castes, Scheduled Tribes and other Backward Classes</i>					
4225	Capital Outlay on Welfare of scheduled Castes, Scheduled Tribes and other Backward Classes				
02	Welfare of Scheduled Tribes				
190	Investments in Public Sector and other undertakings				
8005	Investment in Manipur Tribal Development Corporation Limited				20,00,000
800	Other expenditure				1,44,99,563

STATEMENT NO. 13 Contd....
**DETAILED STATEMENT OF CAPITAL EXPENDITURE DURING
AND TO THE END OF THE YEAR 2003-2004**

Expenditure during the year

Nature of Expenditure	Non-Plan	Plan	Centrally Sponsored Plan Schemes (including NEC, Central Plan and Sub-Plan Schemes)	Total	Expenditure to the end of the year
	Rs.	Rs.	Rs.	Rs.	Rs.
B. CAPITAL ACCOUNT OF SOCIAL SERVICES					
<i>(e) Capital Account of Welfare of Scheduled Castes, Scheduled Tribes and other Backward Classes</i>					
4225	Capital Outlay on Welfare of scheduled Castes, Scheduled Tribes and other Backward Classes				
02	<i>Welfare of Scheduled Tribes</i>				
800	Other expenditure				
	Total 02 Welfare of Scheduled Tribes				1,64,99,563
03	<i>Welfare of Backward Classes</i>				
800	Other expenditure				
	Total 03 Welfare of Backward Classes				
	Total - 4225				1,64,99,563
Total- (e) Capital Account of Welfare of Scheduled Castes, Scheduled Tribes and other Backward Classes				0	1,64,99,563
<i>(g) Capital Account of Social Welfare and Nutrition</i>					
4235	Capital Outlay on Social Security and Welfare				
02	<i>Social Welfare</i>				
101	Welfare of handicapped				83,47,319
102	Child Welfare				4,16,003
103	Women's Welfare				4,33,438
104	Welfare of aged, infirm and destitute				14,53,450
800	Other expenditure				9,66,23,312
	Total 02 Social Welfare				10,72,73,522
	Total - 4235				10,72,73,522
Total- (g) Capital Account of Social Welfare				71,37,000	10,72,73,522

STATEMENT NO. 13 Contd...
**DETAILED STATEMENT OF CAPITAL EXPENDITURE DURING
AND TO THE END OF THE YEAR 2003-2004**
Expenditure during the year

Nature of Expenditure	Non-Plan	Plan	Centrally Sponsored Plan Schemes (including NEC, Central Plan and Sub-Plan Schemes)	Total	Expenditure to the end of the year
	Rs.	Rs.	Rs.	Rs.	Rs.
B. CAPITAL ACCOUNT OF SOCIAL SERVICES					
<i>(g) Capital Account of Social Welfare and Nutrition</i>					
and Nutrition					
<i>(h) Capital Account of Other Social Services</i>					
4250	Capital Outlay on other Social Services				
800	Other expenditure		1,20,74,750	1,20,74,750	2,74,29,461
	Total - 4250		1,20,74,750	1,20,74,750	2,74,29,461
Total- (h) Capital Account of Other Social Services			1,20,74,750	1,20,74,750	2,74,29,461
Total B. CAPITAL ACCOUNT OF SOCIAL SERVICES		50,18,54,544	47,10,10,391	97,28,64,935	9,20,67,82,188
C. CAPITAL ACCOUNT OF ECONOMIC SERVICES					
<i>(a) Capital Account of Agriculture and Allied Activities</i>					
4401	Capital Outlay on Crop Husband				
102	Food Grains Crops				
103	Seeds	-87,481		-87,481	3,11,76,433
104	Agricultural Farms				3,46,92,658
105	Manures and Fertilisers				6,58,80,025
107	Plant Protection	-37,106		-37,106	1,43,62,202
119	Horticulture and Vegetable Crops				29,78,528
190	Investments in Public Sector and other undertakings				
8004	Investment in Manipur Plantation Crops Corporation Limited				34,00,000
800	Other expenditure				1,86,10,547
901	Deduct - Receipt and Recoveries of Capital Account				-6,72,82,942
	Total - 4401		-1,24,587	-1,24,587	10,38,17,451
4402	Capital Outlay on Social and				

STATEMENT NO. 13 Contd....
**DETAILED STATEMENT OF CAPITAL EXPENDITURE DURING
AND TO THE END OF THE YEAR 2003-2004**
Expenditure during the year

Nature of Expenditure	Non-Plan	Plan	Centrally Sponsored Plan Schemes (including NEC, Central Plan and Sub-Plan Schemes)	Total	Expenditure to the end of the year
	Rs.	Rs.	Rs.	Rs.	Rs.
C. CAPITAL ACCOUNT OF ECONOMIC SERVICES					
<i>(a) Capital Account of Agriculture and Allied Activities</i>					
4402 Capital Outlay on Social and Water Conservation					
102 Soil Conservation					1,54,75,917
800 Other expenditure					16,86,25,183
Total - 4402					<u>18,41,01,100</u>
4403 Capital Outlay on Animal Husbandry					
800 Other expenditure		4,33,395		4,33,395	8,79,88,340
Total - 4403		<u>4,33,395</u>		<u>4,33,395</u>	<u>8,79,88,340</u>
4404 Capital Outlay on Dairy Development					
102 Dairy Development Projects					1,10,42,847
800 Other expenditure					8,48,502
Total - 4404					<u>1,18,91,349</u>
4405 Capital Outlay on Fisheries					
101 Inland Fisheries					41,37,258
109 Extension and Training					1,36,64,153
191 Fishermen's Co-operatives					2,01,000
800 Other expenditure					1,08,77,029
Total - 4405					<u>2,88,79,440</u>
4406 Capital Outlay on Forestry and Wild Life					
02 <i>Environmental Forestry and Wild Life</i>					
112 Public Gardens					4,46,301
800 Other expenditure					2,96,078
8001 Deduct Recovery					-525
Total 02 <i>Environmental Forestry and Wild Life</i>					<u>7,41,854</u>

STATEMENT NO. 13 Contd...
**DETAILED STATEMENT OF CAPITAL EXPENDITURE DURING
AND TO THE END OF THE YEAR 2003-2004**
Expenditure during the year

Nature of Expenditure	Non-Plan	Plan	Centrally Sponsored Plan Schemes (including NEC, Central Plan and Sub-Plan Schemes)	Total	Expenditure to the end of the year
	Rs.	Rs.	Rs.	Rs.	Rs.
C. CAPITAL ACCOUNT OF ECONOMIC SERVICES					
<i>(a) Capital Account of Agriculture and Allied Activities</i>					
4406	Capital Outlay on Forestry and Wild Life				
	Total - 4406				7,41,854
4408	Capital Outlay on Food Storage Warehousing				
<i>01</i>	<i>Food</i>				
101	Procurement and Supply	-84,54,043		-84,54,043	27,46,49,450
800	Other expenditure				1,08,78,963
8002	Deduct Recoveries				-17,66,69,333
	Total 01 Food	-84,54,043		-84,54,043	10,88,59,080
<i>02</i>	<i>Storage and Warehousing</i>				
101	Rural Godown programmes		84,14,168	84,14,168	-23,81,041
800	Other expenditure		35,57,796	35,57,796	51,08,617
8003	Deduct Recoveries				-4,22,78,902
	Total 02 Storage and Warehousing		84,14,168	35,57,796	-3,95,51,326
	Total - 4408	-84,54,043	84,14,168	35,57,796	6,93,07,754
4415	Capital Outlay on Agricultural Research and Education				
<i>07</i>	<i>Plantations</i>				
800	Other expenditure		1,62,00,000	1,62,00,000	10,53,93,000
8004	Investment in Manipur Plantation Crops Corporation Limited				2,95,71,000
8005	Investment in Manipur Tribal Development Corporation Limited				1,40,00,000
	Total 07 Plantations		1,62,00,000	1,62,00,000	14,89,64,000
	Total - 4415		1,62,00,000	1,62,00,000	14,89,64,000
4416	Investments in Agricultural Financial Institution				
190	Investments in Public sector and other undertakings		48,32,000	48,32,000	2,43,82,600

STATEMENT NO. 13 Contd....
**DETAILED STATEMENT OF CAPITAL EXPENDITURE DURING
AND TO THE END OF THE YEAR 2003-2004**
Expenditure during the year

Nature of Expenditure	Non-Plan	Plan	Centrally Sponsored Plan Schemes (including NEC, Central Plan and Sub-Plan Schemes)	Total	Expenditure to the end of the year
	Rs.	Rs.	Rs.	Rs.	Rs.
C. CAPITAL ACCOUNT OF ECONOMIC SERVICES					
<i>(a) Capital Account of Agriculture and Allied Activities</i>					
4416					
190					
8006					1,07,16,000
8007					2,00,000
8008					3,75,000
		48,32,000		48,32,000	3,56,73,600
4425					
001		20,00,000		20,00,000	42,80,000
106		23,82,000		23,82,000	6,34,05,650
107		30,00,000		30,00,000	4,69,57,990
108		43,60,000	12,00,000	55,60,000	9,69,07,925
190					67,45,028
200					10,95,632
800					3,00,000
		1,17,42,000	12,00,000	1,29,42,000	21,96,92,225
Total- (a) Capital Account of Agriculture Allied Activities	-85,78,630	4,16,21,563	47,57,796	3,78,00,729	89,10,57,113
<i>(b) Capital Account of Rural Development</i>					
4515					
102					60,265
800		33,79,999	5,00,00,000	5,33,79,999	26,18,77,717

STATEMENT NO. 13 Contd....
**DETAILED STATEMENT OF CAPITAL EXPENDITURE DURING
AND TO THE END OF THE YEAR 2003-2004**
Expenditure during the year

Nature of Expenditure	Non-Plan	Plan	Centrally Sponsored Plan Schemes (including NEC, Central Plan and Sub-Plan Schemes)	Total	Expenditure to the end of the year
	Rs.	Rs.	Rs.	Rs.	Rs.
C. CAPITAL ACCOUNT OF ECONOMIC SERVICES					
<i>(b) Capital Account of Rural Development</i>					
4515					
Capital Outlay on other Rural Development Programmes					
Total - 4515		33,79,999	5,00,00,000	5,33,79,999	26,19,37,982
Total- (b) Capital Account of Rural Development		33,79,999	5,00,00,000	5,33,79,999	26,19,37,982
<i>(c) Capital Account of Special Areas Programme</i>					
4552					
Capital Outlay on North Eastern Areas					
105					
Piggery Development					
337			1,82,07,538	1,82,07,538	11,32,89,375
01					
<i>Hydel Generation</i>					
005			5,22,594	5,22,594	85,90,771
Investigation					
Total 01 Hydel Generation			5,22,594	5,22,594	85,90,771
02					
<i>Major Irrigation (Non Commercial)</i>					
800					10,68,735
Other Expenditure					
Total 02 Major Irrigation (Non Commercial)					10,68,735
03					
<i>Power</i>					
337					64,04,81,786
Road Works					
Total 03 Power					64,04,81,786
04					
<i>Urban Health</i>					
051					61,87,584
Construction					
102					17,505
Cattle and Buffalo Development					
105					37,96,732
Piggery Development					
106					1,21,36,517
Other Livestock Development					
8010					53,23,611
Medical					
8011					26,10,946
Agriculture					
Total 04 Urban Health					3,47,39,436

STATEMENT NO. 13 Contd....
**DETAILED STATEMENT OF CAPITAL EXPENDITURE DURING
AND TO THE END OF THE YEAR 2003-2004**
Expenditure during the year

Nature of Expenditure	Non-Plan	Plan	Centrally Sponsored Plan Schemes (including NEC, Central Plan and Sub-Plan Schemes)	Total	Expenditure to the end of the year
	Rs.	Rs.	Rs.	Rs.	Rs.
C. CAPITAL ACCOUNT OF ECONOMIC SERVICES					
<i>(c) Capital Account of Special Areas Programme</i>					
4552	Capital Outlay on North Eastern Areas				
04	Urban Health				
106	Other Livestock Development				
8012	Industries				4,00,983
800	Other Expenditure				41,69,851
836	Jiri Medium Irrigation Project				1,59,423
8009	Refund of Excess Payment				-63,716
	Total 04 Urban Health				3,47,39,436
	Total - 4552				1,87,30,132
			1,87,30,132	1,87,30,132	79,81,70,103
Total- (c) Capital Account of Special Area Programme					
			1,87,30,132	1,87,30,132	79,81,70,103
<i>(d) Capital Account of Irrigation and Flood Control</i>					
4701	Capital Outlay on Major and Medium Irrigation				
01	Major Irrigation-Commercial				
001	Direction and Administration				1,12,99,846
	Total 01 Major Irrigation-Commercial				1,12,99,846
02	Major Irrigation-Non-Commercial				
005	Survey and Investigation				5,92,268
051	Construction				18,60,63,719
052	Machinery and Equipment				2,38,17,765
054	Improvement of Irrigation Projects				9,30,597
800	Other Expenditure				16,62,01,103
830	Thoubal Multipurpose River Irrigation Project				79,32,50,331
831	Singda Lift Irrigation Project				47,67,93,296
832	Khuga Irrigation Project				52,60,44,603
833	Loktak Lift Irrigation Project				51,61,34,192

STATEMENT NO. 13 Contd....
DETAILED STATEMENT OF CAPITAL EXPENDITURE DURING
AND TO THE END OF THE YEAR 2003-2004
Expenditure during the year

Nature of Expenditure	Non-Plan	Plan	Centrally Sponsored Plan Schemes (including NEC, Central Plan and Sub-Plan Schemes)	Total	Expenditure to the end of the year
	Rs.	Rs.	Rs.	Rs.	Rs.
C. CAPITAL ACCOUNT OF ECONOMIC SERVICES					
<i>(d) Capital Account of Irrigation and Flood Control</i>					
4701	Capital Outlay on Major and Medium Irrigation				
02	<i>Major Irrigation-Non-Commercial</i>				
833	Loktak Lift Irrigation Project				
		<u>18,69,94,316</u>		<u>18,69,94,316</u>	<u>4,67,85,62,921</u>
	Total 02 Major Irrigation-Non-Commercial				
04	<i>Medium Irrigation-Non-Commercial</i>				
051		1,92,29,378		1,92,29,378	16,07,36,937
834	Dolaithabi River Irrigation Project				
835	Sekmai Barrage				
8013	Khoupum Dam				
8014	Iram Siphai Barrage Project				
8015	Other Scheme each costing Rs. 25 lakhs and less				
8016	Deduct Recoveries				
		<u>1,92,29,378</u>		<u>1,92,29,378</u>	<u>47,76,08,572</u>
	Total 04 Medium Irrigation-Non-Commercial				
80	<i>General</i>				
004	Research				
005	Survey & Investigation				
052	Machinery and Equipment				
800	Other Expenditure				
			7,68,495	7,68,495	26,63,778
	Total 80 General				
			<u>7,68,495</u>	<u>7,68,495</u>	<u>19,61,22,828</u>
	Total - 4701				
	<u>20,62,23,694</u>	<u>7,68,495</u>		<u>20,69,92,189</u>	<u>5,36,35,94,167</u>
4702	Capital Outlay on Minor Irrigation				
101	Surface Water				
102	Ground Water				
		3,82,58,105		3,82,58,105	31,36,39,604
					10,83,62,973

STATEMENT NO. 13 Contd....
**DETAILED STATEMENT OF CAPITAL EXPENDITURE DURING
AND TO THE END OF THE YEAR 2003-2004**
Expenditure during the year

Nature of Expenditure	Non-Plan	Plan	Centrally Sponsored Plan Schemes (including NEC, Central Plan and Sub-Plan Schemes)	Total	Expenditure to the end of the year
	Rs.	Rs.	Rs.	Rs.	Rs.
C. CAPITAL ACCOUNT OF ECONOMIC SERVICES					
<i>(d) Capital Account of Irrigation and Flood Control</i>					
4702 Capital Outlay on Minor Irrigati					
800 Other expenditure		1,89,14,087		1,89,14,087	16,15,87,700
Total - 4702		<u>5,71,72,192</u>		<u>5,71,72,192</u>	<u>58,35,90,277</u>
4705 capital Outlay on Command Are Development					
800 Other Expenditure			4,513	4,513	4,513
536 Area Development Authorities for Irrigation in Command Area					13,60,891
Total - 4705			<u>4,513</u>	<u>4,513</u>	<u>13,65,404</u>
4711 Capital Outlay on Flood Control Projects					
<i>01 Flood Control</i>					
103 Civil Works		4,20,58,335		4,20,58,335	22,79,75,616
106 Original Works					17,86,21,312
800 Other expenditure					-10,38,864
8017 Embarkment Project Works					3,87,56,573
8018 Flood Control Projects in Valley					7,73,06,383
8019 Flood Control Projects in Hills					36,44,444
8020 Other schemes each costing Rs. 25 lakhs and less					24,91,243
8021 Others					91,90,113
Total 01 Flood Control		<u>4,20,58,335</u>		<u>4,20,58,335</u>	<u>53,69,46,820</u>
Total - 4711		<u>4,20,58,335</u>		<u>4,20,58,335</u>	<u>53,69,46,820</u>
Total- (d) Capital Account of Irrigation an Flood Control		<u>30,54,54,221</u>	<u>7,73,008</u>	<u>30,62,27,229</u>	<u>6,48,54,96,668</u>
<i>(e) Capital Account of Energy</i>					
4801 Capital Outlay on Power Project					
<i>01 Hydel Generation</i>					

STATEMENT NO. 13 Contd....
**DETAILED STATEMENT OF CAPITAL EXPENDITURE DURING
AND TO THE END OF THE YEAR 2003-2004**
Expenditure during the year

Nature of Expenditure	Non-Plan	Plan	Centrally Sponsored Plan Schemes (including NEC, Central Plan and Sub-Plan Schemes)	Total	Expenditure to the end of the year
	Rs.	Rs.	Rs.	Rs.	Rs.
C. CAPITAL ACCOUNT OF ECONOMIC SERVICES					
<i>(e) Capital Account of Energy</i>					
4801	Capital Outlay on Power Project				
01	<i>Hydel Generation</i>				
001					15,13,99,515
052					1,09,986
799			11,54,652	11,54,652	11,54,652
1626					30,30,657
5146					48,25,899
8022					-7,54,48,876
8023					25,62,420
8024					1,84,73,207
8025					81,30,438
8026					2,11,84,247
8028					1,83,02,531
8030					85,577
8031					1,43,35,560
8032					1,93,347
8033					20,11,478
8034					20,63,224
8035					2,11,05,254

STATEMENT NO. 13 Contd...
**DETAILED STATEMENT OF CAPITAL EXPENDITURE DURING
AND TO THE END OF THE YEAR 2003-2004**
Expenditure during the year

Nature of Expenditure	Non-Plan	Plan	Centrally Sponsored Plan Schemes (including NEC, Central Plan and Sub-Plan Schemes)	Total	Expenditure to the end of the year
	Rs.	Rs.	Rs.	Rs.	Rs.
C. CAPITAL ACCOUNT OF ECONOMIC SERVICES					
<i>(e) Capital Account of Energy</i>					
4801	Capital Outlay on Power Project				
01	<i>Hydel Generation</i>				
799	Hydel Schemes				
8036	Minimum Needs Programmes				
					3,45,11,266
8037	Other schemes each costing Rs. 25 lakhs and less				
					15,50,503
8038	Other expenditure				
					1,13,63,476
		<u>11,54,652</u>		<u>11,54,652</u>	<u>24,09,44,361</u>
02	<i>Thermal Power Generation</i>				
799	Suspense				
					2,78,14,531
					<u>2,78,14,531</u>
04	<i>Diesel/Gas Power Generation</i>				
001	Direction and Administration				
					15,78,23,038
799	Diesel Power Generation				
1634	Installation of 2 MW D.G. Sets at Imphal				
					1,39,91,211
8039	Segmentation of Diesel Power Systems				
					40,08,50,166
8040	Diesel Generation Schemes in Manipur				
					8,42,92,931
8042	Augmentation of Diesel Power House at Districts				
					97,50,319
800	Other expenditure				
8043	Leimakhong Heavy Fuel based Powers Project				
					86,00,51,405
					<u>1,52,67,59,070</u>
05	<i>Transmission and Distribution</i>				
001	Direction and Administration				
					74,15,09,671

STATEMENT NO. 13 Contd....
DETAILED STATEMENT OF CAPITAL EXPENDITURE DURING
AND TO THE END OF THE YEAR 2003-2004
Expenditure during the year

Nature of Expenditure	Non-Plan	Plan	Centrally Sponsored Plan Schemes (including NEC, Central Plan and Sub-Plan Schemes)	Total	Expenditure to the end of the year
	Rs.	Rs.	Rs.	Rs.	Rs.
C. CAPITAL ACCOUNT OF ECONOMIC SERVICES					
<i>(e) Capital Account of Energy</i>					
4801	Capital Outlay on Power Project				
05	<i>Transmission and Distribution</i>				
001	Direction and Administration				
799		3,20,23,417	14,76,36,960	17,96,60,377	17,96,60,377
1638					7,85,58,348
1639					87,04,634
1641					3,58,15,873
1642					8,53,73,501
1643					1,66,47,148
5142					5,40,53,192
5155					7,20,86,301
5182					35,15,32,140
8044					84,99,49,249
8045					2,410
8047					2,07,27,988
8048					2,602

STATEMENT NO. 13 Contd....
**DETAILED STATEMENT OF CAPITAL EXPENDITURE DURING
AND TO THE END OF THE YEAR 2003-2004**

Expenditure during the year

Nature of Expenditure	Non-Plan	Plan	Centrally Sponsored Plan Schemes (including NEC, Central Plan and Sub-Plan Schemes)	Total	Expenditure to the end of the year
	Rs.	Rs.	Rs.	Rs.	Rs.
C. CAPITAL ACCOUNT OF ECONOMIC SERVICES					
<i>(e) Capital Account of Energy</i>					
4801	Capital Outlay on Power Project				
05	<i>Transmission and Distribution</i>				
799	Transmission & Distribution System				
8049	Normal Development Works & Transmission and Distribution				3,88,32,890
8055	33 KV Sub-Station Transmission System				17,21,72,961
8058	132/33 KVS/S at Jiribam				1,21,14,764
800	Other expenditure		3,71,63,580	3,71,63,580	36,25,84,378
	Total 05 <i>Transmission and Distribution</i>		6,91,86,997	14,76,36,960	21,68,23,957
06	<i>Rural Electrification</i>				
001	Direction and Administration				1,15,83,49,629
799	Rural Electrification Schemes		5,18,76,374	12,80,410	5,31,56,784
5163	Intensification of Electrified villag				5,52,30,484
5165	Minimum Needs Programme				19,75,71,373
8059	Rural Electrification Schemes				37,35,28,946
8060	Other Schemes each costing Rs. 25 lakhs and less				21,65,38,000
8061	Electrification of villages				2,26,73,941
800	Other Expenditure		2,15,48,881	2,15,48,881	2,16,34,120
	Total 06 <i>Rural Electrification</i>		7,34,25,255	12,80,410	7,47,05,665
80	<i>General</i>				
003	Training				2,18,727
004	Research & Development				10,08,336
800	Other Expenditure		2,65,053	2,65,053	17,68,07,768

STATEMENT NO. 13 Contd....
**DETAILED STATEMENT OF CAPITAL EXPENDITURE DURING
AND TO THE END OF THE YEAR 2003-2004**
Expenditure during the year

Nature of Expenditure	Non-Plan	Plan	Centrally Sponsored Plan Schemes (including NEC, Central Plan and Sub-Plan Schemes)	Total	Expenditure to the end of the year
	Rs.	Rs.	Rs.	Rs.	Rs.
C. CAPITAL ACCOUNT OF ECONOMIC SERVICES					
<i>(e) Capital Account of Energy</i>					
4801 Capital Outlay on Power Project					
80 <i>General</i>					
Total 80 General		2,65,053		2,65,053	17,80,34,831
Total - 4801		14,40,31,957	14,89,17,370	29,29,49,327	7,46,02,44,404
Total- (e) Capital Account of Energy		14,40,31,957	14,89,17,370	29,29,49,327	7,46,02,44,404
<i>(f) Capital Account of Industry and Minerals</i>					
4851 Capital Outlay on Village and Small Industries					
101 Industrial Estates					2,35,50,797
102 Small scale Industries					69,32,399
8064 Other schemes each costing Rs. 25 lakhs and less					86,15,177
103 Handloom Industries					
8065 Investments in Manipur Handloom and Handicrafts Corporation					2,32,79,786
8066 Other schemes each costing Rs. 25 lakhs and less					45,35,108
104 Handicraft Industries		6,69,90,000		6,69,90,000	6,69,90,000
8067 Other schemes each costing Rs. 25 lakhs and less					1,90,81,258
107 Sericulture Industries		4,79,36,000		4,79,36,000	28,17,70,837
8068 Other schemes each costing Rs. 25 lakhs and less					72,14,359
109 Composite Village and Small Industries Co-operatives					4,95,000
200 Other Village Industries					20,950
800 Other Expenditure		17,00,000		17,00,000	82,17,615
Total - 4851		11,66,26,000		11,66,26,000	45,07,03,286
4852 Capital Outlay on Iron & Steel Industries					
02 <i>Manufacture</i>					

STATEMENT NO. 13 Contd...
**DETAILED STATEMENT OF CAPITAL EXPENDITURE DURING
AND TO THE END OF THE YEAR 2003-2004**
Expenditure during the year

Nature of Expenditure	Non-Plan	Plan	Centrally Sponsored Plan Schemes (including NEC, Central Plan and Sub-Plan Schemes)	Total	Expenditure to the end of the year
	Rs.	Rs.	Rs.	Rs.	Rs.
C. CAPITAL ACCOUNT OF ECONOMIC SERVICES					
<i>(f) Capital Account of Industry and Minerals</i>					
4852	Capital Outlay on Iron & Steel Industries				
02	<i>Manufacture</i>				
190	Investment in Public Sector and Other Undertakings				
856	Manipur Cycle Corporation				74,36,975
	Total 02 <i>Manufacture</i>				<u>74,36,975</u>
	Total - 4852				
4853	Capital Outlay on Non-Ferrous Mining and Metallurgical Industries				
01	<i>Mineral Exploration and Development</i>				
800	Other Expenditure				29,78,482
	Total 01 <i>Mineral Exploration and Development</i>				<u>29,78,482</u>
02	<i>Non-Ferrous Metals</i>				
800	Other Expenditure.				8,58,755
	Total 02 <i>Non-Ferrous Metals</i>				<u>8,58,755</u>
	Total - 4853				<u>38,37,237</u>
4854	Capital Outlay on Cement and N Metallic Mineral				
01	<i>Cement</i>				
190	Investments in Public Sector and Other Undertakings				
857	Manipur Cement, Hundung				2,71,39,575
	Total 01 <i>Cement</i>				<u>2,71,39,575</u>
	Total - 4854				
4857	Capital Outlay on Chemicals and Pharmaceutical Industries				
02	<i>Drugs & Phamaceutical Industries</i>				
190	Investment in PS and other Undertaking	2,44,33,978	1,61,97,000	4,06,30,978	4,06,30,978

STATEMENT NO. 13 Contd...
**DETAILED STATEMENT OF CAPITAL EXPENDITURE DURING
AND TO THE END OF THE YEAR 2003-2004**
Expenditure during the year

Nature of Expenditure	Non-Plan	Plan	Centrally Sponsored Plan Schemes (including NEC, Central Plan and Sub-Plan Schemes)	Total	Expenditure to the end of the year
	Rs.	Rs.	Rs.	Rs.	Rs.
C. CAPITAL ACCOUNT OF ECONOMIC SERVICES					
<i>(f) Capital Account of Industry and Minerals</i>					
4857	Capital Outlay on Chemicals and Pharmaceutical Industries				
02	<i>Drugs & Phamaceutical Industries</i>				
190	Investment in PS and other Undertaking				
	Total 02 <i>Drugs & Phamaceutical Industries</i>	2,44,33,978	1,61,97,000	4,06,30,978	4,06,30,978
	Total - 4857	2,44,33,978	1,61,97,000	4,06,30,978	4,06,30,978
4859	Capital Outlay on Telecommunication and Electron Industries				
02	<i>Electronics</i>				
190	Investment in Public Sector & Other Undertakings				
859	Manipur Electronics Corporation Limited(Manitron)				
	Total 02 <i>Electronics</i>	1,02,07,000	1,02,07,000	1,02,07,000	2,91,47,000
	Total - 4859	1,02,07,000	1,02,07,000	1,02,07,000	2,91,47,000
4860	Capital Outlay on Consumer Industries				
01	<i>Textiles</i>				
101	Industrial estate				
190	Investment in Public Sector & Other Undertakings				
5064	Manipur Spinning Mills Corporation				
	Total 01 <i>Textiles</i>	53,91,359	10,46,80,050	11,00,71,409	34,24,93,985
04	<i>Sugar</i>				
004	Research and Development				
800	Other Expenditure				
	Total 04 <i>Sugar</i>			30,43,703	1,37,66,806
60	<i>Others</i>				
				1,68,10,509	

STATEMENT NO. 13 Contd....
**DETAILED STATEMENT OF CAPITAL EXPENDITURE DURING
AND TO THE END OF THE YEAR 2003-2004**
Expenditure during the year

Nature of Expenditure	Non-Plan	Plan	Centrally Sponsored Plan Schemes (including NEC, Central Plan and Sub-Plan Schemes)	Total	Expenditure to the end of the year
	Rs.	Rs.	Rs.	Rs.	Rs.
C. CAPITAL ACCOUNT OF ECONOMIC SERVICES					
<i>(f) Capital Account of Industry and Minerals</i>					
4860	Capital Outlay on Consumer Industries				
60	<i>Others</i>				
600	Others				
8069	Share contribution to Manipur Cycle Corporation Limited				16,00,000
8070	Share contribution to Manipur Electronic Corporation Limited				96,88,000
8071	Sugar Factory				64,50,000
8072	Share contribution to Manipur Cement Factory				19,94,000
8073	Share contribution to Manipur Development & Financial Corporation Limited				4,95,50,000
8074	Distillery Plant				12,791
8075	Paper Plant				12,22,249
8076	Starch and Glucose Projects				45,862
8077	Mechanical Brick Unit				1,000
8078	Khansari Sugar Factory				1,98,533
8079	Other Industries				2,64,98,374
	Total 60 Others				9,72,60,809
	Total - 4860				45,65,65,303
	53,91,359	10,46,80,050		11,00,71,409	
4885	Capital Outlay on Industries and Minerals				
01	<i>Investments in Industrial Financial</i>				

STATEMENT NO. 13 Contd....
**DETAILED STATEMENT OF CAPITAL EXPENDITURE DURING
AND TO THE END OF THE YEAR 2003-2004**

Expenditure during the year

Nature of Expenditure	Non-Plan	Plan	Centrally Sponsored Plan Schemes (including NEC, Central Plan and Sub-Plan Schemes)	Total	Expenditure to the end of the year
	Rs.	Rs.	Rs.	Rs.	Rs.
C. CAPITAL ACCOUNT OF ECONOMIC SERVICES					
<i>(f) Capital Account of Industry and Minerals</i>					
4885	Capital Outlay on Industries and Minerals				
01	<i>Investments in Industrial Financial Institutions</i>				
190	Investments in Public Sector and Other Undertakings				
1577	Investments in Manipur Industrial Development Corporation Limited (MANIDCO)				2,92,21,000
8046	Investment in Assam Financial Corporation				15,33,500
	Total 01 Investments in Industrial Financial Institutions				3,07,54,500
	Total - 4885				
Total- (f) Capital Account of Industry and Minerals	2,98,25,337	24,77,10,050		27,75,35,387	1,04,62,14,854
<i>(g) Capital Account of Transport</i>					
5054	Capital Outlay on Roads and Bridges				
01	<i>National Highways</i>				
052	Machinery and Equipment				60,92,353
337	Road Works				11,26,10,550
800	Other expenditure				
8090	Roads of Inter State or Economic Importance				2,21,48,449
	Total 01 National Highways				14,08,51,352
02	<i>Strategic and Border Roads</i>				
101	Bridges				4,57,40,118
337	Road Works				38,16,387
800	Other expenditure				17,50,294
8050	Border Roads				29,05,32,930

STATEMENT NO. 13 Contd...
**DETAILED STATEMENT OF CAPITAL EXPENDITURE DURING
AND TO THE END OF THE YEAR 2003-2004**
Expenditure during the year

Nature of Expenditure	Non-Plan	Plan	Centrally Sponsored Plan Schemes (including NEC, Central Plan and Sub-Plan Schemes)	Total	Expenditure to the end of the year
	Rs.	Rs.	Rs.	Rs.	Rs.
C. CAPITAL ACCOUNT OF ECONOMIC SERVICES					
<i>(g) Capital Account of Transport</i>					
5054	Capital Outlay on Roads and Bridges				
02	<i>Strategic and Border Roads</i>				
		<u>3,80,315</u>		<u>3,80,315</u>	<u>34,18,39,729</u>
	Total 02 Strategic and Border Roads				
03	<i>State Highways</i>				
052		30,27,881		30,27,881	13,39,70,578
101		57,32,529		57,32,529	38,64,83,654
337		2,15,83,772	37,06,925	2,52,90,697	1,08,41,66,507
800		14,33,478		14,33,478	29,70,37,159
		<u>3,17,77,660</u>	<u>37,06,925</u>	<u>3,54,84,585</u>	<u>1,90,16,57,898</u>
	Total 03 State Highways				
04	<i>District & Other Roads</i>				
337		25,02,266		25,02,266	16,35,57,584
800		10,55,06,638	1,86,91,953	12,41,98,591	3,68,29,02,288
8051					-75
		<u>10,80,08,904</u>	<u>1,86,91,953</u>	<u>12,67,00,857</u>	<u>3,84,64,59,797</u>
	Total 04 District & Other Roads				
05	<i>Roads</i>				
101		1,78,95,787		1,78,95,787	1,78,95,787
337		2,16,90,591		2,16,90,591	2,16,90,591
		<u>3,95,86,378</u>		<u>3,95,86,378</u>	<u>3,95,86,378</u>
	Total 05 Roads				
80	<i>General</i>				
004		18,96,122		18,96,122	5,22,02,025
800		57,428		57,428	9,66,77,813
		<u>19,53,550</u>		<u>19,53,550</u>	<u>14,88,79,838</u>
	Total 80 General				
		<u>18,17,06,807</u>	<u>2,23,98,878</u>	<u>20,41,05,685</u>	<u>6,41,92,74,992</u>
	Total - 5054				
5055	Capital Outlay on Road Transpo				
050	<i>Lands and Buildings</i>				
					4,51,67,024
102	<i>Acquisition of Fleet</i>				
					12,90,840
103	<i>Workshop Facilities</i>				
					1,81,42,058

STATEMENT NO. 13 Contd....
DETAILED STATEMENT OF CAPITAL EXPENDITURE DURING
AND TO THE END OF THE YEAR 2003-2004
Expenditure during the year

Nature of Expenditure	Non-Plan	Plan	Centrally Sponsored Plan Schemes (including NEC, Central Plan and Sub-Plan Schemes)	Total	Expenditure to the end of the year
	Rs.	Rs.	Rs.	Rs.	Rs.
C. CAPITAL ACCOUNT OF ECONOMIC SERVICES					
<i>(g) Capital Account of Transport</i>					
5055 Capital Outlay on Road Transpo					
190 Investments in Public Sector and Other Undertakings	12,80,10,000			12,80,10,000	17,38,42,500
8052 Investment in Manipur State Road Transport Corporation					24,18,94,423
800 Other expenditure	1,50,00,000			1,50,00,000	1,87,25,827
Total - 5055	14,30,10,000			14,30,10,000	49,90,62,672
Total- (g) Capital Account of Transport	14,30,10,000	18,17,06,807	2,23,98,878	34,71,15,685	6,91,83,37,664
<i>(i) Capital Account of Science Technology and Environment</i>					
5425 Capital Outlay on other Scientifi and Enviromental Research					
800 Other expenditure					80,42,019
Total - 5425					80,42,019
Total- (i) Capital Account of Science Technology and Environment				0	80,42,019
<i>(j) Capital Account of General Economic Services</i>					
5452 Capital Outlay on Tourism					
<i>01 Tourist Infrastructure</i>					
101 Tourist Centre		15,26,000	35,99,936	51,25,936	4,90,44,372
800 Other expenditure					42,94,796
Total 01 Tourist Infrastructure		15,26,000	35,99,936	51,25,936	5,33,39,168
<i>80 General</i>					
104 Promotion and Publicity					34,58,845
800 Other Expenditure					9,02,983
Total 80 General					43,61,828
Total - 5452		15,26,000	35,99,936	51,25,936	5,77,00,996
Total- (j) Capital Account of General Economic Services		15,26,000	35,99,936	51,25,936	5,77,00,996

STATEMENT NO. 13 Conld.
**DETAILED STATEMENT OF CAPITAL EXPENDITURE DURING
 AND TO THE END OF THE YEAR 2003-2004**
 Expenditure during the year

Nature of Expenditure	Non-Plan	Plan	Centrally Sponsored Plan Schemes (including NEC, Central Plan and Sub-Plan Schemes)	Total	Expenditure to the end of the year
	Rs.	Rs.	Rs.	Rs.	Rs.
C. CAPITAL ACCOUNT OF ECONOMIC SERVICES					
Total C. CAPITAL ACCOUNT O ECONOMIC SERVICES	16,42,56,707	92,54,30,597	24,91,77,120	1,33,88,64,424	23,92,72,01,803
RAND TOTAL : Capital Accoun	16,42,56,707	1,51,95,32,563	72,01,87,511	2,40,39,76,781	34,33,08,49,478

**STATEMENT NO. 14 - STATEMENT SHOWING INVESTMENT OF THE GOVERNMENT IN STATUTORY CORPORATIONS, GOVERNMENT COMPANIES CO-OPERATIVE BANKS AND SOCIETIES, ETC. :
UPTO THE END OF 2003-2004**

Sl No	Name Of the Concern	Years of Investment	Type	No. of Shares	Percentage of govt investment to the total paid up capital/ Debenture	Face Value of each Share	Amount invested upto End of Financial year	Amount of dividend received and credited to consolidated fund during the year	Remarks
I Statutory Corporations									
1.	Assam Financial Corporation	1964-1990	Equity Shares	16285	10.22	100	16,28,500	(a)	
2.	Manipur State Road Transport Corporation	1977-1997	Capital Contribution	(a)	(a)	(a)	20,58,28,423	(a)	
		1997-1998	Capital Contribution	(a)	(a)	(a)	2,13,66,000	(a)	
		1998-1999	Capital Contribution	(a)	(a)	(a)	1,47,00,000	(a)	
		1999-2000	Capital Contribution	(a)	(a)	(a)	1,20,00,000	(a)	
		2000-2001	Capital Contribution	(a)	(a)	(a)	1,87,00,000	(a)	
		2001-2002	Capital Contribution	(a)	(a)	(a)	1,50,00,000	(a)	
		2003-2004	Capital Contribution	(a)	(a)	(a)	12,80,10,000	(a)	
Total :							41,72,32,923		
Total I - Statutory Corporations							41,72,32,923		
II Government Company									
3.	Manipur Industrial Development Corporation Limited	1969-1994	Equity Shares	787710	100	100	7,87,71,000	5815	
4.	Manipur Spinning Mills Corporation Limited	1973-1995	Equity Shares	980550	100	100	9,80,55,000	(a)	
		1996-1997	Equity Shares	34460	100	100	34,46,000	(a)	
		1998-1999	Equity Shares	270000	100	100	2,70,00,000	(a)	
		1999-2000	Equity Shares	217000	100	100	2,17,00,000	(a)	
		2000-2001	Equity Shares	217000	100	100	2,17,00,000	(a)	
		2001-2002	Equity Shares	243000	100	100	2,43,00,000	(a)	
		2002-2003	Equity Shares	(a)	(a)	(a)	5,71,00,000	(a)	
		2003-2004	Equity Shares	(a)	(a)	(a)	8,56,48,789	(a)	
5.	Manipur Handloom and Handicrafts Development Corporation Limited	1976-1997	Equity Shares	416690	100	100	4,16,69,000	(a)	
		1998-1999	Equity Shares	45000	100	100	45,00,000	(a)	
		1999-2000	Equity Shares	15000	100	100	15,00,000	(a)	
		2000-2001	Equity Shares	7000	100	100	7,00,000	(a)	
6.	Manipur Agro-Industries Corporation Limited	1985-1995	Capital Contribution	66660	76.75	100	66,66,000	(a)	
		1999-2000	Capital Contribution	246460	100	100	2,46,46,000	(a)	
		2001-2002	Capital Contribution	(a)	(a)	(a)	60,00,000	(a)	
		2003-2004	Capital	(a)	(a)	(a)	48,32,000	(a)	

* Figures inside the brackets indicates the number of Societies, Confederation etc.

(a) No. of Shares, Debentures, Face Value etc. have not been intimated.

**STATEMENT NO. 14 - STATEMENT SHOWING INVESTMENT OF THE GOVERNMENT IN STATUTORY CORPORATIONS, GOVERNMENT COMPANIES CO-OPERATIVE BANKS AND SOCIETIES, ETC. :
UPTO THE END OF 2003-2004**

Sl No	Name Of the Concern	Years of Investment	Type	No. of Shares	Percentage of govt investment to the total paid up capital/ Debenture	FaceValue of each Share	Amount invested upto End of Financial year	Amount of dividend received and credited to consolidated fund during the year	Remarks
II Government Company									
7.	Manipur Plantation Crops Corporation Limited	1985-1997	Contribution Capital	513270	22	100	5,13,27,000	(a)	
		1998-1999	Contribution Capital	80000		100	80,00,000	(a)	
		2000-2001	Equity Shares	65270		100	65,27,000	(a)	
		2001-2002	Equity Shares	33000		100	33,00,000	(a)	
8.	Manipur Tribal Development Corporation Limited	1985-1990	Capital Contribution	(a)	(a)	(a)	1,60,00,000	(a)	
		1996-1997	Capital Contribution	(a)	(a)	(a)	1,50,000	(a)	
9.	Manipur Cycle Corporation Limited	1985-1990	Capital Contribution	(a)	(a)	(a)	16,00,000	(a)	
		1991-1994	Capital Contribution	(a)	(a)	(a)	17,11,000	(a)	
		1998-1999	Capital Contribution	(a)	(a)	(a)	35,04,000	(a)	
		2002-2003	Capital Contribution	(a)	(a)	(a)	22,21,975	(a)	
10.	Manipur Electronics Corporation Limited	1985-1994	Equity Shares	256280	100	100	2,56,28,000	(a)	
		1994-1995	Equity Shares					204880	
		1996-1997	Equity Shares	30000	100	100	30,00,000	(a)	
		2003-2004	Equity Shares	(a)	(a)	(a)	1,02,07,000	(a)	
11.	Manipur Film Development Corporation Limited	1985-1990	Equity Shares	(a)	(a)	(a)	27,00,000	(a)	
12.	Manipur Cement Corporation Limited	1985-1990	Capital Contribution	(a)	(a)	(a)	19,94,000	(a)	
		1991-1992	Capital Contribution	(a)	(a)	(a)	26,85,000	(a)	
		1993-1994	(a)	(a)	(a)	(a)	3,00,000	(a)	
		2002-2003	(a)	(a)	(a)	(a)	1,31,54,575	(a)	
13.	Manipur Food Industries Corporation Limited (Sugar Mill)	1987-1988	Capital Contribution	13890	100	100	13,89,000	(a)	
		1988-1989	Capital Contribution	33000	100	100	33,00,000	(a)	
		1989-1990	Capital Contribution	31500	100	100	31,50,000	(a)	
		2003-2004	Capital Contribution	(a)	(a)	(a)	19,27,000	(a)	
14.	Manipur Police Housing Corporation Limited	1986-1987	Capital Contribution	1000	100	100	1,00,000	(a)	
		1987-1988	Capital Contribution	1000	100	100	1,00,000	(a)	

* Figures inside the brackets indicates the number of Societies, Confederation etc.
(a) No. of Shares, Debentures, Face Value etc. have not been intimated.

**STATEMENT NO. 14 - STATEMENT SHOWING INVESTMENT OF THE GOVERNMENT IN STATUTORY
CORPORATIONS, GOVERNMENT COMPANIES CO-OPERATIVE BANKS AND SOCIETIES, ETC. :
UPTO THE END OF 2003-2004**

Sl No	Name Of the Concern	Years of Investment	Type	No. of Shares	Percentage of govt investment to the total paid up capital/ Debenture	Face Value of each Share	Amount invested upto End of Financial year	Amount of dividend received and credited to consolidated fund during the year	Remarks
II Government Company									
15.	Manipur State Drugs & Pharmaceuticals Limited	1989-1990	Capital Contribution	41650	49	100	41,65,000	(a)	
		2003-2004	Capital Contribution	(a)	(a)	(a)	4,06,30,978	(a)	
16.	Manipur State Power Corporation Limited	1996-1997	Capital Contribution				22,50,000	(a)	
		1997-1998	Capital Contribution				8,25,07,000	(a)	
		1998-1999	Capital Contribution				45,56,464	(a)	
17.	Manipur Pulp & Allied Products Limited (MPAPL)	1987-1988	Capital Contribution	(a)			10,00,000	(a)	
		2003-2004	Capital Contribution	(a)	(a)	(a)	81,20,000	(a)	
Total :							81,54,38,781		
Total II - Government Company							81,54,38,781		
III Co-Operative Institutions									
(a) Credit Co-operatives									
18.	Manipur State Co-operative Bank Limited	1957-1991	Redeemable Shares	290400	44	50	1,45,20,000	(a)	
		1993-1994	Redeemable Shares	30000	44	50	15,00,000	(a)	
		1997-1998	Redeemable Shares	15000	44	50	7,50,000	(a)	
		2000-2001	Redeemable Shares	(a)	(a)	(a)	2,50,000	(a)	
		2003-2004	Redeemable Shares	(a)	(a)	(a)	10,00,000	(a)	
19.	Imphal Urban Co-operative Bank Limited	1970-1991	Redeemable Shares	14800	18 to 33	50	7,40,000	(a)	
		1998-1999	Redeemable Shares				1,00,000	(a)	
20.	Manipur Rural Bank	1981-1984	Redeemable Shares	8000	(a)	(a)	2,00,000	(a)	
		1991-1993	Redeemable Shares		(a)	(a)	7,50,000	(a)	
		1994-1995	Redeemable Shares		(a)	(a)	3,75,000	(a)	
		1996-1997	Redeemable Shares		(a)	(a)	15,00,000	(a)	
		1998-1999	Redeemable Shares		(a)	(a)	84,71,400	(a)	
21.	Manipur Women Co-operative Bank Limited	1966-1991	Redeemable Shares	6100	39	50	3,05,000	(a)	
		1993-1994	Redeemable Shares	1500	39	50	75,000	(a)	

* Figures inside the brackets indicates the number of Societies, Confederation etc.

(a) No. of Shares, Debentures, Face Value etc. have not been intimated.

STATEMENT NO. 14 - STATEMENT SHOWING INVESTMENT OF THE GOVERNMENT IN STATUTORY CORPORATIONS, GOVERNMENT COMPANIES CO-OPERATIVE BANKS AND SOCIETIES, ETC. : UPTO THE END OF 2003-2004

Sl No	Name Of the Concern	Years of Investment	Type	No. of Shares	Percentage of govt investment to the total paid up capital/ Debenture	Face Value of each Share	Amount invested upto End of Financial year	Amount of dividend received and credited to consolidated fund during the year	Remarks
III Co-Operative Institutions									
(a) Credit Co-operatives									
			Shares						
		2001-2002	Redeemable Shares	(a)	(a)	(a)	15,00,000	(a)	
		2002-2003	Redeemable Shares	(a)	(a)	(a)	15,00,000	(a)	
		2003-2004	Redeemable Shares	(a)	(a)	(a)	15,00,000	(a)	
22.	Large Size Agricultural Credit Societies(14)*	1957-1971	Redeemable Shares	10700	45	10	1,07,000	(a)	
23.	Manipur Industrial Co-operative Bank	1980-1992	Redeemable Shares	29500	(a)	(a)	2,95,000	(a)	
		1993-1994	Redeemable Shares	9000	(a)	(a)	90,000	(a)	
		2002-2003	Redeemable Shares	(a)	(a)	(a)	3,00,000	(a)	
24.	Moirang Primary Co-operative Bank	1972-1991	Redeemable Shares	3300	8	50	1,65,000	(a)	
		2003-2004	Redeemable Shares	(a)	(a)	(a)	5,00,000	(a)	
25.	Thrift and Credit Co-operative Society	1980-1992	Redeemable Shares	(a)	(a)	(a)	52,000	(a)	
		1993-1994	Redeemable Shares	(a)	(a)	(a)	1,85,000	(a)	
		2003-2004	Redeemable Shares	(a)	(a)	(a)		2730	
26.	Lamka Urban Co-operative Bank Limited	1984-1991	Redeemable Shares	(a)	(a)	(a)	1,55,000	(a)	
27.	Senapati Primary Co-operative Bank Limited	1990-1991	Redeemable Shares	(a)	(a)	(a)	20,000	(a)	
28.	Manipur State Land Development Co-operative Bank	1989-1991	Redeemable Shares	(a)			1,50,000	(a)	
		1993-1994	Redeemable Shares	(a)			1,00,000	(a)	
		Total :	(a) Credit Co-operatives				3,71,55,400		
(b) Labour Co-operatives									
29.	Labour Contract Societies including Forest Labour Co-operative Societies(112)*	1961-1994	Redeemable Shares	33407	33	10	3,34,070	(a)	
		2001-2002	Redeemable Shares	(a)	33	10	2,58,000	(a)	
		Total :	(b) Labour Co-operatives				5,92,070		

* Figures inside the brackets indicates the number of Societies, Confederation etc.
(a) No. of Shares, Debentures, Face Value etc. have not been intimated.

**STATEMENT NO. 14 - STATEMENT SHOWING INVESTMENT OF THE GOVERNMENT IN STATUTORY CORPORATIONS, GOVERNMENT COMPANIES CO-OPERATIVE BANKS AND SOCIETIES, ETC. :
UPTO THE END OF 2003-2004**

Sl No	Name Of the Concern	Years of Investment	Type	No. of Shares	Percentage of govt investment to the total paid up capital/ Debenture	Face Value of each Share	Amount invested upto End of Financial year	Amount of dividend received and credited to consolidated fund during the year	Remarks
III Co-Operative Institutions									
(c) Farming Co-operatives									
30.	Joint Co-operative Farming Societies(54)*	1961-1993	Redeemable Shares	26600	70	10	2,66,000	(a)	
31.	Poultry Farming Co-operative Societies(20)*	1988-1993	Redeemable Shares	(a)	(a)	(a)	2,10,000	(a)	
		1995-1996	Redeemable Shares	(a)	(a)	(a)	13,66,800	(a)	
		1997-1998	Redeemable Shares	(a)	(a)	(a)	98,80,000	(a)	
32.	Horticulture Farming Co-operative Societies(13)*	1970-1994	Redeemable Shares	20800	81	10	2,08,000	(a)	
		1995-1996	Redeemable Shares	(a)	81	10	2,00,000	(a)	
33.	Seri/Tasar Co-operative Societies(51)*	1987-1994	Redeemable Shares	(a)	(a)	(a)	10,00,000	(a)	
		1997-1998	Redeemable Shares	(a)	(a)	(a)	1,67,000	(a)	
		2001-2002	Redeemable Shares	(a)	(a)	(a)	64,000	(a)	
34.	Piggery Co-operative Societies	1987-1991	Redeemable Shares	(a)	(a)	(a)	1,49,000	(a)	
		1993-1994	Redeemable Shares	(a)	(a)	(a)	40,000	(a)	
		1996-1997	Redeemable Shares	(a)	(a)	(a)	8,77,300	(a)	
Total : (c) Farming Co-operatives							1,44,28,100		
(d) Warehousing and Marketing Co-operatives									
35.	Manipur State Co-operative Consumer Federation	1969-1992	Redeemable Shares	55760	62	50	27,88,000	(a)	
		2002-2003	Redeemable Shares	(a)	(a)	(a)	3,00,000	(a)	
		2003-2004	Redeemable Shares	(a)	(a)	(a)	2,00,000	(a)	
36.	Manipur Apex Marketing Co-operative Society Limited	1957-1993	Redeemable Shares	118460	80	50	59,23,000	(a)	
37.	Manipur State Handloom Weavers Co-operative Society Limited	1964-1992	Redeemable Shares	15575	50	100	15,57,500	(a)	
		1993-1994	Redeemable Shares	1000	50	100	1,00,000	(a)	
		2002-2003	Redeemable Shares	(a)	(a)	(a)	3,00,000	(a)	
38.	District Supply and Marketing Co-	1957-1993	Redeemable Shares	68134	33	100	68,13,400	(a)	

* Figures inside the brackets indicates the number of Societies, Confederation etc.

(a) No. of Shares, Debentures, Face Value etc. have not been intimated.

**STATEMENT NO. 14 - STATEMENT SHOWING INVESTMENT OF THE GOVERNMENT IN STATUTORY
CORPORATIONS, GOVERNMENT COMPANIES CO-OPERATIVE BANKS AND SOCIETIES, ETC. :
UPTO THE END OF 2003-2004**

Sl No	Name Of the Concern	Years of Investment	Type	No. of Shares	Percentage of govt investment to the total paid up capital/ Debenture	Face Value of each Share	Amount invested upto End of Financial year	Amount of dividend received and credited to consolidated fund during the year	Remarks
III Co-Operative Institutions									
(d) Warehousing and Marketing Co-operatives									
	operative Societies(12)*								
39.	Manipur State Apex Co-operative Housing Society	1984-1992	Redeemable Shares	(a)	(a)	(a)	8,85,000	(a)	
		1993-1994	Redeemable Shares	(a)	(a)	(a)	1,00,000	(a)	
40.	Housing Co-operative Societies Limited(2)*	1988-1992	Redeemable Shares	(a)	(a)	(a)	1,90,000	(a)	
		1993-1994	Redeemable Shares	(a)	(a)	(a)	1,00,000	(a)	
Total : (d) Warehousing and Marketing Co-operatives							1,92,56,900		
(e) Processing Co-operatives									
41.	Manipur Fruit Processing and Cold Storage Co-operative Societies Limited	1974-1993	Redeemable Shares	28400	60	100	28,40,000	(a)	
		2003-2004	Redeemable Shares	(a)	(a)	(a)	2,00,000	(a)	
Total : (e) Processing Co-operatives							30,40,000		
(f) Dairy Co-operatives									
42.	Cattle Breeding/Dairy Farming/ Milk Producers Co-operative Federation(42)*	1976-1994	Redeemable Shares	(a)	(a)	(a)	7,86,000	(a)	
		2001-2002	Redeemable Shares	(a)	(a)	(a)	80,000	(a)	
Total : (f) Dairy Co-operatives							8,66,000		
(g) Fishermen's Co-operatives									
43.	Fisheries Co-operative Societies(36)*	1974-1993	Redeemable Shares	170017	50	10	17,00,170	(a)	
		1995-1997	Redeemable Shares	95340	50	10	9,53,400	(a)	
44.	Manipur State Fishing Co-operative Federation	1988-1992	Redeemable Shares	(a)	(a)	(a)	3,00,000	(a)	
Total : (g) Fishermen's Co-operatives							29,53,570		
(h) Industrial Co-operatives									
45.	Fruit Preservation Co-operative Societies(2)*	1961-1991	Redeemable Shares	4000	34	10	40,000	(a)	
46.	Publishing Co-operative Societies	1967-1990	Redeemable Shares	400	54	50	20,000	(a)	
47.	Oil Crushing Co-operative Societies	1968-1969	Redeemable Shares	(a)	(a)	(a)	1,500	(a)	

* Figures inside the brackets indicates the number of Societies, Confederation etc.
(a) No. of Shares, Debentures, Face Value etc. have not been intimated.

**STATEMENT NO. 14 - STATEMENT SHOWING INVESTMENT OF THE GOVERNMENT IN STATUTORY
CORPORATIONS , GOVERNMENT COMPANIES CO-OPERATIVE BANKS AND SOCIETIES, ETC. :
UPTO THE END OF 2003-2004**

Sl No	Name Of the Concern	Years of Investment	Type	No. of Shares	Percentage of govt investment to the total paid up capital/ Debenture	FaceValue of each Share	Amount invested upto End of Financial year	Amount of dividend received and credited to consolidated fund during the year	Remarks
III Co-Operative Institutions									
(h) Industrial Co-operatives									
		1991-1992	Redeemable Shares	(a)	(a)	(a)	4,000	(a)	
48.	Carpentry Co-operative Societies(5)*	1968-1989	Redeemable Shares	(a)	(a)	(a)	6,500	(a)	
		1990-1994	Redeemable Shares	(a)	(a)	(a)	87,000	(a)	
49.	Weavers Co-operative Societies including Primary Weavers Co-operative Societies(2304)*	1986-1994	Redeemable Shares	(a)	(a)	(a)	1,62,86,000	(a)	
		1995-1998	Redeemable Shares	(a)	(a)	(a)	1,41,06,000	(a)	
		2000-2001	Redeemable Shares	(a)	(a)	(a)	2,00,000	(a)	
		2003-2004	Redeemable Shares	(a)	(a)	(a)	13,00,000	(a)	
Total : (h) Industrial Co-operatives							3,20,51,000		
(i) Consumers Co-operatives									
50.	Consumers Co-op. Societies include Pry. Consumer Educated Unemployed Persons, Govt. Employees Societ	1961-1992	Redeemable Shares	(a)	45	21025 & 50	15,63,000	(a)	
Total : (I) Consumers Co-operatives							15,63,000		
(j) Other Co-operatives									
51.	Services Co-operative Societies(281)*	1961-1988	Redeemable Shares	(a)	(a)	(a)	7,90,440	(a)	
		1998-1999	Redeemable Shares	(a)	(a)	(a)	2,50,700	(a)	
52.	Transport Co-operative Societies including Association/ Auto Rickshaw/ Taxi(14)*	1967-1992	Redeemable Shares	(a)	(a)	(a)	2,95,000	(a)	
		1997-1998	Redeemable Shares	(a)	(a)	(a)		6600	
53.	Ex-Servicemen's Societies(2)*	1970-1985	Redeemable Shares	(a)	(a)	(a)	23,600	(a)	
		1991-1992	Redeemable Shares	(a)	(a)	(a)	7,000	(a)	
54.	GPL/ MPCs/ LAMPS/ FSS/ MP Co-operative Societies(172)*	1970-1994	Redeemable Shares	(a)	(a)	(a)	3,75,88,800	(a)	
		1997-1998	Redeemable Shares	(a)	(a)	(a)	8,20,000	(a)	
		1998-1999	Redeemable Shares	(a)	(a)	(a)	4,26,700	540497	
55.	Manipur State	1985-1992	Redeemable	(a)	(a)	(a)	11,40,000	(a)	

* Figures inside the brackets indicates the number of Societies, Consideration etc.

(a) No. of Shares, Debentures, Face Value etc. have not been intimated.

**STATEMENT NO. 14 - STATEMENT SHOWING INVESTMENT OF THE GOVERNMENT IN STATUTORY CORPORATIONS, GOVERNMENT COMPANIES CO-OPERATIVE BANKS AND SOCIETIES, ETC. :
UPTO THE END OF 2003-2004**

Sl No	Name Of the Concern	Years of Investment	Type	No. of Shares	Percentage of govt investment to the total paid up capital/ Debenture	Face Value of each Share	Amount invested upto End of Financial year	Amount of dividend received and credited to consolidated fund during the year	Remarks
III Co-Operative Institutions									
(j) Other Co-operatives									
	Development Co-operative Corporation Limited	1993-1995	Shares Redeemable Shares	(a)	(a)	(a)	10,50,000	(a)	
56.	Integrated Co-operative Development Programme(3)*	1988-1993	Redeemable Shares	(a)	(a)	(a)	3,72,65,750	(a)	
		1994-1995	Redeemable Shares	(a)	(a)	(a)	15,26,500	(a)	
		2001-2002	Redeemable Shares	(a)	(a)	(a)	86,98,000	(a)	
		2003-2004	Redeemable Shares	(a)	(a)	(a)	23,82,000	(a)	
57.	Blacksmith Plant/ Bamboo/ Stone/ Chatai/ Leather(6)*	1989-1994	Redeemable Shares	(a)	(a)	(a)	1,67,000	(a)	
58.	Film Industries	1989-1990	Redeemable Shares	(a)	(a)	(a)	5,000	(a)	
		1993-1994	Redeemable Shares	(a)	(a)	(a)	25,000	(a)	
59.	Manipur State Minorities Development Co-operative Societies	2003-2004	Redeemable Shares	(a)	(a)	(a)	38,60,000	(a)	
Total : (j) Other Co-operatives							9,63,21,490		
Total III - Co-Operative Institutions							20,82,27,530		
GRAND TOTAL :							1,44,08,99,234	7,60,522	

* Figures inside the brackets indicates the number of Societies, Confederation etc.

(a) No. of Shares, Debentures, Face Value etc. have not been intimated.

STATEMENT NO. 15
STATEMENT SHOWING THE CAPITAL AND OTHER EXPENDITURE (OTHER THAN REVENUE ACCOUNT)
TO END OF 2003-2004
D THE PRINCIPAL SOURCES FROM WHICH FUNDS WERE PROVIDED FOR THE EXPENDITURE

	On 1st April 2003	During the year	On 31st March 2004
<i>(In crores of rupees)</i>			
Head			
CAPITAL AND OTHER EXPENDITURE			
Capital Expenditure			
A. Capital Account Of General Services			
Capital Outlay on Public Works	1,09.82	9.22	1,19.04
Capital Outlay on other Administrative Services	.64	.00	.64
Total : A. Capital Account Of General Services	1,10.46	9.22	1,19.68
B. Capital Account Of Social Services			
Total : B. Capital Account Of Social Services	8,23.40	97.30	9,20.70
C. Capital Account Of Economic Services			
(a) Capital Account of Agriculture and Allied Activities	85.33	3.78	89.11
(b) Capital Account of Rural Development	20.86	5.34	26.20
(c) Capital Account of Special Areas Programme	77.94	1.87	79.81
(d) Capital Account of Irrigation and Flood Control	6,17.93	30.62	6,48.55
(e) Capital Account of Energy	7,16.73	29.29	7,46.02
(f) Capital Account of Industry and Minerals	76.87	27.75	1,04.62
(g) Capital Account of Transport	6,57.12	34.71	6,91.83
(i) Capital Account of Science Technology and Environment	.80	.00	.80
(j) Capital Account of General Economic Services	5.26	.51	5.77
Total : C. Capital Account Of Economic Services	22,58.84	1,33.89	23,92.73
TOTAL : CAPITAL EXPENDITURE	31,92.70	2,40.41	34,33.11
F. Loans And Advances			
Loans for Education, Sports, Art and Culture	.11		.11
Loans for Water Supply and Sanitation	7.07		7.07
Loans for Housing	19.79		19.79
Loans for Urban Development	.89		.89
Loans for Welfare of Scheduled Castes, Scheduled Tribes and other Backward Classes	.02		.02
Loans for Social Security and Welfare	.35		.35
Loans for Cop Husbandry	1.26		1.26
Loans for Animal Husbandry	.01		.01
Loans for Fisheries	.20		.20
Loans for Co-operation	14.70	1.67	16.37
Loans for other Rural Development Programmes	.01		.01
Loans for Village and Small Industries	6.87	.04	6.91
Loans to Government Servants, etc.	4.69	.22	4.47
Miscellaneous Loans	.08		.08
Total : F. Loans And Advances	56.05	1.49	57.54
TOTAL : CAPITAL AND OTHER EXPENDITURE	32,48.75	2,41.90	"X" 34,90.65

STATEMENT NO. 15
STATEMENT SHOWING THE CAPITAL AND OTHER EXPENDITURE (OTHER THAN REVENUE ACCOUNT)
TO END OF 2003-2004
D THE PRINCIPAL SOURCES FROM WHICH FUNDS WERE PROVIDED FOR THE EXPENDITURE

	On 1st April 2003	During the year	On 31st March 2004
<i>(In crores of rupees)</i>			
PRINCIPAL SOURCES OF FUNDS			
Revenue Surplu		-	43.76
E. Public Debt			
Internal Debt of the State Government	6,05.37	1,60.60	7,65.98
Loans and Advances from the Central Government	9,07.44	-	8,35.49
I. Small Savings, Provident Funds, Etc.	5,52.94	-	5,38.59
Total : Public Debts	<u>20,65.75</u>	<u>74.31</u>	<u>21,40.06</u>
<i>Other Receipts :-</i>			
J. Reserve Fund	15.05	-	13.51
K. Deposit And Advances	1,41.52	2.30	1,43.82
L. Suspense And Miscellaneous	32.53	-	1.47
Remittances	-	54.81	12.76
Total : Other Receipts	<u>1,47.05</u>	<u>24.52</u>	<u>1,71.57</u>
TOTAL : DEBT AND OTHER RECEIPTS	<u>22,12.80</u>	<u>98.83</u>	<u>23,11.63</u>

STATEMENT NO. 15
STATEMENT SHOWING THE CAPITAL AND OTHER EXPENDITURE (OTHER THAN REVENUE ACCOUNT)
TO END OF 2003-2004
D THE PRINCIPAL SOURCES FROM WHICH FUNDS WERE PROVIDED FOR THE EXPENDITURE

	On 1st April 2003		During the year		On 31st March 2004
	<i>(In crores of rupees)</i>				
Deduct - Cash Balance	- 3,36.02	-	1,86.80	-	5,22.82
Deduct - Investment	4.45		.00		4.45
Add - Misc. Government Accounts	.00		.00		.00
NET PROVISION OF FUNDS	25,44.37		2,85.63	"Y"	28,30.00

The net provision of Funds 'Y' shown in the Statement differs from the Net Capital and other expenditure 'X' up to the end of the year by Rs. 660.65 * crore for the reasons explained below :

1. Net Capital Expenditure allocated to end of 1964-85 to the Territory Section of Accounts.	5.69
2. Net effect of balances under Debt heads allocated to end of 1964-65 to the Territory Section of Accounts from the books of the Government of India.	0.85
3. Net effect of Balances under Debt, Deposits and Remittances heads allocated during 1971-72 on dropping from the Central Accounts.	3.05
4. Net effect of balances under Public Debt, adopted during 1972-73 on dropping from Central Books.	-2.62
5. Adjustment of Balances under Suspense.	2.78
6. Net effect of Balances under Debt, Deposits and Remittance heads adopted during 1983-84 on dropping from Central Books.	2.48
7. Net Revenue Surplus to the end of 2003-2004.	6,48.36
Total :	* 6,60.59

* Note: Difference in decimal is due to Computerised rounding

**B-DEBT, CONTINGENCY FUND
AND PUBLIC ACCOUNT**



STATEMENT NO. 16

DETAILED STATEMENT OF RECEIPTS, DISBURSEMENT AND BALANCES UNDER HEADS OF ACCOUNTS RELATING TO DEBT, DEPOSIT CONTINGENCY FUND AND PUBLIC ACCOUNT

<i>Heads of Account</i>	<i>Opening Balance on 1st April 2003 Rs .</i>		<i>Receipts Rs .</i>	<i>Disbursements Rs .</i>	<i>Closing Balance on 31st March 2004 Rs .</i>	
Part I - Consolidated Fund						
Receipts Heads (Revenue Account)			14,19,71,41,762			
Expenditure Heads (Revenue Account)				14,63,46,88,190		
Expenditure Heads (Capital Account)				2,40,39,76,781		
E. Public Debt						
6003 Internal Debt of the State Government	6,05,37,43,254	Cr.	8,11,58,06,485	6,50,97,94,797	7,65,97,54,942	Cr.
6004 Loans and Advances from the Central Government	9,07,44,35,838	Cr.	5,27,30,39,644	5,99,25,67,310	8,35,49,08,172	Cr.
Total :- E. Public Debt	<u>15,12,81,79,092</u>	Cr.	<u>13,38,88,46,129</u>	<u>12,50,23,62,107</u>	<u>16,01,46,63,114</u>	Cr.
F. Loans And Advances						
6202 Loans for Education, Sports, Art and Culture	10,73,190	Dr.			10,73,190	Dr.
6215 Loans for Water Supply and Sanitation	7,07,44,756	Dr.			7,07,44,756	Dr.
6216 Loans for Housing	19,78,85,074	Dr.	48,650		19,78,36,424	Dr.
6217 Loans for Urban Development	88,68,684	Dr.			88,68,684	Dr.
6225 Loans for Welfare of Scheduled Castes, Scheduled Tribes and other Backward Classes	2,39,573	Dr.			2,39,573	Dr.
6235 Loans for Social Security and Welfare	34,68,346	Dr.			34,68,346	Dr.
6401 Loans for Cop Husbandry	1,25,79,044	Dr.			1,25,79,044	Dr.
6403 Loans for Animal Husbandry	50,000	Dr.			50,000	Dr.
6405 Loans for Fisheries	20,02,536	Dr.			20,02,536	Dr.
6425 Loans for Co-operation	14,69,77,795	Dr.	3,29,319	1,69,85,000	16,36,33,476	Dr.
6515 Loans for other Rural Development Programmes	77,507	Dr.			77,507	Dr.
6851 Loans for Village and Small Industries	6,87,21,400	Dr.	76,743	4,80,000	6,91,24,657	Dr.
7610 Loans to Government Servants, etc.	4,69,14,554	Dr.	43,57,444	21,25,573	4,46,82,683	Dr.
7615 Miscellaneous Loans	8,46,461	Dr.			8,46,461	Dr.
Total :- F. Loans And Advances	<u>56,04,48,920</u>	Dr.	<u>48,12,156</u>	<u>1,95,90,573</u>	<u>57,52,27,337</u>	Dr.
Total :- Part - I Consolidated Fund			27,59,08,00,047	29,56,06,17,651		

STATEMENT NO. 16

DETAILED STATEMENT OF RECEIPTS, DISBURSEMENT AND BALANCES UNDER HEADS OF ACCOUNTS RELATING TO DEBT, DEPOSIT CONTINGENCY FUND AND PUBLIC ACCOUNT

<i>Heads of Account</i>	<i>Opening Balance on 1st April 2003 Rs .</i>		<i>Receipts Rs .</i>	<i>Disbursements Rs .</i>	<i>Closing Balance on 31st March 2004 Rs .</i>	
Part - III PUBLIC ACCOUNT						
I. SMALL SAVINGS, PROVIDENT FUNDS, ETC.						
(a) National Small Savings Fund						
8007 Investments Of National Small Savings Fund						
103 Investment In Special State Govt. Securities (1)	49,30,86,796	Cr.	19,14,00,000		68,44,86,796	Cr.
Total: 8007 Investments Of National Small Savings Fund	<u>49,30,86,796</u>	Cr.	<u>19,14,00,000</u>	-	<u>68,44,86,796</u>	Cr.
Total: (a) National Small Savings Fund	<u>49,30,86,796</u>	Cr.	<u>19,14,00,000</u>	-	<u>68,44,86,796</u>	Cr.
(b) State Provident Funds						
8009 State Provident Funds						
01 Civil						
101 General Provident Funds	4,93,24,87,535	Cr.	99,82,46,526	1,32,70,75,966	4,60,36,58,095	Cr.
102 Contributory Provident Funds	9,680	Cr.			9,680	Cr.
104 All India Services Provident Fund	1,67,72,938	Cr.	57,40,634	39,33,340	1,85,80,232	Cr.
60 Other Provident Funds						
101 Workmen's Contributory Provident Fund	1,511	Cr.			1,511	Cr.
Total: 8009 State Provident Funds	<u>4,94,92,71,664</u>	Cr.	<u>1,00,39,87,160</u>	<u>1,33,10,09,306</u>	<u>4,62,22,49,518</u>	Cr.
(c) Other Accounts						
8011 Insurance and Pension Funds						
107 State Government Employees' Group Insurance Scheme	8,70,14,372	Cr.	1,73,06,319	2,51,01,751	7,92,18,940	Cr.
Total: 8011 Insurance and Pension Funds	<u>8,70,14,372</u>	Cr.	<u>1,73,06,319</u>	<u>2,51,01,751</u>	<u>7,92,18,940</u>	Cr.
I. SMALL SAVINGS, PROVIDENT FUND	<u>5,52,93,72,832</u>	Cr.	<u>1,21,26,93,479</u>	<u>1,35,61,11,057</u>	<u>5,38,59,55,254</u>	Cr.
J. RESERVE FUND						
(b) Reserve Funds not bearing Interest						
8226 Depreciation /Renewal Reserve Fund						
101 Depreciation Reserve Funds of Govt. Commercial Department/Undertakings	23,98,000	Cr.			23,98,000	Cr.
Total: 8226 Depreciation /Renewal Reserve Fund	<u>23,98,000</u>	Cr.	-	-	<u>23,98,000</u>	Cr.
8235 General and Other Reserve Funds						
111 Calamity Relief Fund	14,81,14,648	Cr.	5,16,00,000	6,69,67,185	13,27,47,463	Cr.
Total: 8235 General and Other Reserve Funds	<u>14,81,14,648</u>	Cr.	<u>5,16,00,000</u>	<u>6,69,67,185</u>	<u>13,27,47,463</u>	Cr.
Total: (b) Reserve Funds not bearing Interest	<u>15,05,12,648</u>	Cr.	<u>5,16,00,000</u>	<u>6,69,67,185</u>	<u>13,51,45,463</u>	Cr.
J. RESERVE FUND	<u>15,05,12,648</u>	Cr.	<u>5,16,00,000</u>	<u>6,69,67,185</u>	<u>13,51,45,463</u>	Cr.

STATEMENT NO. 16

DETAILED STATEMENT OF RECEIPTS, DISBURSEMENT AND BALANCES UNDER HEADS OF
ACCOUNTS RELATING TO DEBT, DEPOSIT CONTINGENCY FUND AND PUBLIC ACCOUNT

<i>Heads of Account</i>	<i>Opening Balance on 1st April 2003 Rs .</i>	<i>Receipts Rs .</i>	<i>Disbursements Rs .</i>	<i>Closing Balance on 31st March 2004 Rs .</i>
K. DEPOSIT AND ADVANCES				
(a) Deposits bearing Interest				
8336 Civil Deposits				
800 Other Deposits	2,35,79,948 Cr.			2,35,79,948 Cr.
Total: 8336 Civil Deposits	<u>2,35,79,948</u> Cr.	-	-	<u>2,35,79,948</u> Cr.
Total: (a) Deposits bearing Interest	<u>2,35,79,948</u> Cr.	-	-	<u>2,35,79,948</u> Cr.
(b) Deposits not bearing Interest				
8443 Civil Deposits				
101 Revenue Deposits	8,16,06,859 Cr.	2,13,61,145	1,23,88,596	9,05,79,408 Cr.
103 Security Deposit	25,83,57,768 Cr.	9,06,90,830	1,53,10,076	33,37,38,522 Cr.
104 Civil Court Deposit	9,73,78,663 Cr.			9,73,78,663 Cr.
105 Criminal Court Deposit	25,83,677 Cr.			25,83,677 Cr.
106 Personal Deposits	9,99,88,532 Cr.	10,22,30,049	10,40,19,011	9,81,99,570 Cr.
108 PWD Deposit	18,43,52,459 Cr.	2,78,72,532	3,75,78,189	17,46,46,802 Cr.
109 Forest Deposits	3,21,18,937 Cr.			3,21,18,937 Cr.
111 Other Departmental Deposits	3,26,48,839 Cr.			3,26,48,839 Cr.
800 Other Deposit	4,72,35,387 Cr.	3,91,21,906	5,11,73,940	3,51,83,353 Cr.
Total: 8443 Civil Deposits	<u>83,62,71,121</u> Cr.	<u>28,12,76,462</u>	<u>22,04,69,812</u>	<u>89,70,77,771</u> Cr.
8448 Deposits of Local Funds				
120 Other Funds	5,23,130 Cr.			5,23,130 Cr.
Total: 8448 Deposits of Local Funds	<u>5,23,130</u> Cr.	-	-	<u>5,23,130</u> Cr.
8449 Other Deposits				
120 Miscellaneous Deposits	57,69,97,700 Cr.	76,15,462	4,53,16,262	53,92,96,900 Cr.
Total: 8449 Other Deposits	<u>57,69,97,700</u> Cr.	<u>76,15,462</u>	<u>4,53,16,262</u>	<u>53,92,96,900</u> Cr.
Total: (b) Deposits not bearing Interest	<u>1,41,37,91,951</u> Cr.	<u>28,88,91,924</u>	<u>26,57,86,074</u>	<u>1,43,68,97,801</u> Cr.
(c) Advances				
8550 Civil Advances				
101 Forest Advances	52,10,521 Dr.	2,92,53,844	2,93,13,544	52,70,221 Dr.
102 Revenue Advances	52,499 Dr.			52,499 Dr.
103 Other Departmental Advances	82,54,850 Dr.			82,54,850 Dr.
104 Other Advances	86,71,280 Dr.			86,71,280 Dr.
Total: 8550 Civil Advances	<u>2,21,89,150</u> Dr.	<u>2,92,53,844</u>	<u>2,93,13,544</u>	<u>2,22,48,850</u> Dr.
Total: (c) Advances	<u>2,21,89,150</u> Dr.	<u>2,92,53,844</u>	<u>2,93,13,544</u>	<u>2,22,48,850</u> Dr.
K. DEPOSIT AND ADVANCES	<u>1,41,51,82,749</u> Cr.	<u>31,81,45,768</u>	<u>29,50,99,618</u>	<u>1,43,82,28,899</u> Cr.

STATEMENT NO. 16

DETAILED STATEMENT OF RECEIPTS, DISBURSEMENT AND BALANCES UNDER HEADS OF
ACCOUNTS RELATING TO DEBT, DEPOSIT CONTINGENCY FUND AND PUBLIC ACCOUNT

<i>Heads of Account</i>	<i>Opening Balance on 1st April 2003 Rs .</i>		<i>Receipts Rs .</i>		<i>Disbursements Rs .</i>	<i>Closing Balance on 31st March 2004 Rs .</i>	
L. SUSPENSE AND MISCELLANEOUS							
(b) Suspense							
8658 Suspense Accounts							
101 Pay and Accounts Office -Suspense	31,97,56,230	Dr.	5,16,08,406		8,23,69,531	35,05,17,355	Dr.
102 Suspense Account (Civil)	47,00,54,745	Dr.	4,71,54,118		15,88,64,575	58,17,65,202	Dr.
107 Cash settlement Suspense Account	13,50,96,421	Dr.	16,64,80,860		40,02,96,425	36,89,11,986	Dr.
109 Reserve Bank Suspense -Headquarters	77,77,616	Dr.	28,862		12,88,182	90,36,936	Dr.
110 Reserve Bank Suspense -Central Accounts Office	1,23,07,61,553	Cr.	14,32,77,406		7,27,55,074	1,30,12,83,885	Cr.
111 Departmental adjusting account	3,98,87,327	Dr.			1,36,724	4,00,24,051	Dr.
112 Tax Deducted at source(TDS) Suspense	5,17,40,715	Cr.	3,51,22,141		4,13,97,845	4,54,65,011	Cr.
113 Provident Fund Suspense	4,946	Dr.				4,946	Dr.
120 Additional Dearness Allowance Deposit Suspense Account (Old)	10,781	Cr.				10,781	Cr.
123 A.I.S Officers' Group Insurance Scheme	3,67,73,582	Cr.	1,72,157		2,04,360	3,67,41,379	Cr.
126 Broadcasting Receiver Licence Fee Suspense	62,688	Cr.				62,688	Cr.
129 Material Purchase settlement suspense Account	2,10,52,379	Cr.	8,50,640		1,07,45,000	1,11,58,019	Cr.
Total: 8658 Suspense Accounts	<u>36,78,24,413</u>	Cr.	<u>44,46,94,590</u>		<u>76,80,57,716</u>	<u>4,44,61,287</u>	Cr.
Total: (b) Suspense	<u>36,78,24,413</u>	Cr.	<u>44,46,94,590</u>		<u>76,80,57,716</u>	<u>4,44,61,287</u>	Cr.
(c) Other Accounts							
8670 Cheques and Bills							
103 Departmental Cheques	"B" 96,750	Dr.			"B" 96,750		Dr.
Total: 8670 Cheques and Bills	<u>96,750</u>	Dr.				<u>96,750</u>	Dr.
8671 Departmental Balances							
101 Civil	3,96,63,020	Dr.	19,40,87,742		18,13,35,067	2,69,10,345	Dr.
Total: 8671 Departmental Balances	<u>3,96,63,020</u>	Dr.	<u>19,40,87,742</u>		<u>18,13,35,067</u>	<u>2,69,10,345</u>	Dr.
8672 Permanent Cash Imprest							
101 Civil	2,20,684	Dr.				2,20,684	Dr.
Total: 8672 Permanent Cash Imprest	<u>2,20,684</u>	Dr.				<u>2,20,684</u>	Dr.
8673 Cash Balance Investment Account							
101 Cash Balance Investment Account	4,44,82,620	Dr.	5,33,36,00,000		5,33,36,00,000	4,44,82,620	Dr.
Total: 8673 Cash Balance Investment Account	<u>4,44,82,620</u>	Dr.	<u>5,33,36,00,000</u>		<u>5,33,36,00,000</u>	<u>4,44,82,620</u>	Dr.
Total: (c) Other Accounts	<u>8,44,63,074</u>	Dr.	<u>5,52,76,87,742</u>		<u>5,51,49,35,067</u>	<u>7,17,10,399</u>	Dr.
(d) Accounts with Governments of Foreign Countries							
8679 Accounts with Government of other Countries							
103 Burma	25,85,756	Dr.				25,85,756	Dr.
Total: 8679 Accounts with Government of other Countries	<u>25,85,756</u>	Dr.				<u>25,85,756</u>	Dr.
Total: (d) Accounts with Governments of Foreign Countries	<u>25,85,756</u>	Dr.				<u>25,85,756</u>	Dr.
L. SUSPENSE AND MISCELLANEOUS	<u>28,07,75,583</u>	Cr.	<u>5,97,23,82,332</u>		<u>6,28,29,92,783</u>	<u>2,98,34,868</u>	Dr.

"B" Adopted profoma on 21-01-1998 on dropping from Central Account. The balance is under scrutiny

STATEMENT NO. 16

DETAILED STATEMENT OF RECEIPTS, DISBURSEMENT AND BALANCES UNDER HEADS OF ACCOUNTS RELATING TO DEBT, DEPOSIT CONTINGENCY FUND AND PUBLIC ACCOUNT

<i>Heads of Account</i>	<i>Opening Balance on 1st April 2003 Rs .</i>		<i>Receipts Rs .</i>	<i>Disbursements Rs .</i>	<i>Closing Balance on 31st March 2004 Rs .</i>	
M. REMITTANCES						
(a) Money Orders and other Remittances						
8782 Cash Remittances and adjustments between officers rendering accounts to the same Accounts Officer						
101 Cash Remittances between Treasuries and Currency Chests			62,65,91,266	62,65,91,266		
102 Public Works Remittances	27,07,26,393	Dr.	4,42,89,28,957	4,13,77,45,284	2,04,57,280	Cr.
103 Forest Remittances	2,57,97,852	Dr.	8,67,67,124	8,71,80,615	2,62,11,343	Dr.
105 Reserve Bank of India Remittances	10,05,05,198	Dr.	28,76,55,214	3,02,77,929	15,68,72,087	Cr.
Total: 8782 Cash Remittances and adjustments between officers rendering accounts to the same Accounts Officer	<u>39,70,29,443</u>	Dr.	<u>5,42,99,42,561</u>	<u>4,88,17,95,094</u>	<u>15,11,18,024</u>	Cr.
Total: (a) Money Orders and other Remittances	<u>39,70,29,443</u>	Dr.	<u>5,42,99,42,561</u>	<u>4,88,17,95,094</u>	<u>15,11,18,024</u>	Cr.
(b) Inter-Government Adjustment Account						
8793 Inter-State Suspence Account						
102 Inter State Suspence (ASSAM)	2,34,48,963	Dr.			2,34,48,963	Dr.
Total: 8793 Inter-State Suspence Account	<u>2,34,48,963</u>	Dr.	-	-	<u>2,34,48,963</u>	Dr.
Total: (b) Inter-Government Adjustment Account	<u>2,34,48,963</u>	Dr.	-	-	<u>2,34,48,963</u>	Dr.
M. REMITTANCES						
Total - Part III Public Account	<u>42,04,78,406</u>	Dr.	<u>5,42,99,42,561</u>	<u>4,88,17,95,094</u>	<u>12,76,69,061</u>	Cr.
Total - Part I and III			<u>12,98,47,64,140</u>	<u>12,88,29,65,737</u>		
			<u>40,57,55,64,186</u>	<u>42,44,35,83,387</u>		
N. Cash Balance						
8999 Cash Balance						
10 Cash in Treasuries			4,57,81,556	4,59,50,099		
10 Deposits with Reserve Bank			-3,37,62,36,399	-5,27,98,90,005	"A"	
10 Remittance in Transit (Local)			-2,97,57,096	57,08,766		
Total :			<u>-3,36,02,11,939</u>	<u>-5,22,82,31,140</u>		
GRAND TOTAL :			<u>37,21,53,52,247</u>	<u>37,21,53,52,247</u>		

(A) There was a difference of Rs.24.54 crores between the balance reflected in the Accounts (- Rs.527.99 crores) and that was intimated by the Reserve Bank of India (-Rs.552.53 crores). The reason is explained below :- Total difference (Rs.552.53 crores) - (Rs.527.99 crores) = Rs.24.54 crores (Dr) crores (a) Net unadjusted balance of Rs.10.88 crores (Cr) being less adjustment by Bank in respect of all treasuries during 1971-72 to 2003-2004 (b) Under scrutiny = Rs.35.42 crores(Dr). Total Rs.24.54 crores (Dr).

STATEMENT NO. 17
DETAILED STATEMENT OF DEBT AND OTHER INTEREST BEARING OBLIGATIONS OF GOVERNMENT

Description of Debt	Balance as on 1st April 2003 (Rs.)	Additions during the year (Rs.)	Discharges during the year (Rs.)	Balance as on 31st March 2004 (Rs.)
E. Public Debt				
6003 Internal Debt of the State Government				
101 Market Loans	3,67,45,56,900	3,49,30,95,000	1,88,02,37,247	5,28,74,14,653
103 Loans From Life Insurance Corporation Of India	8,43,81,527		5,46,665	8,38,34,862
105 Loans From The National Bank For Agricultural And Rural Development	71,73,850		24,01,400	47,72,450
107 Loans From The State Bank Of India And Other Banks	10,94,400			10,94,400
108 Loans From National Co-Operative Development Corporation	21,92,89,802	2,000		21,92,91,802
109 Loans From Other Institutions	1,00,57,58,892			1,00,57,58,892
110 Ways And Means Advances From The Reserve Bank Of India	1,05,45,94,690	4,62,27,09,485	4,62,66,09,485	1,05,06,94,690
800 Other Loans	68,93,193			68,93,193
Total : 6003 - Internal Debt of the State Government	6,05,37,43,254	8,11,58,06,485	6,50,97,94,797	7,65,97,54,942
6004 Loans and Advances from the Central Government				
<i>01 Non-Plan Loans</i>				
102 Share Of Small Savings Collections	44,02,85,000		41,46,25,000	2,56,60,000
104 Special Force	40,00,000		40,00,000	
201 House Building Advances	51,14,915	6,00,000	11,29,765	45,85,150
800 Other Loans				
Medium Term Loans			- 3,71,00,00,000	3,71,00,00,000
Modernisation of Police Forces	7,87,87,988	6,84,644	37,09,306	7,57,63,326
Total : 01 - Non-Plan Loans	52,81,87,903	12,84,644	- 3,28,65,35,929	3,81,60,08,476
<i>02 Loans for State/Union Territory Plan Schemes</i>				
101 Block Loans	7,70,04,99,352	80,91,95,000	4,61,38,83,308	3,89,58,11,044
Total : 02 - Loans for State/Union Territory Plan Schemes	7,70,04,99,352	80,91,95,000	4,61,38,83,308	3,89,58,11,044
<i>03 Loans for Central plan Schemes</i>				
800 Other Loans				
(i) Strengthening of State Land Use Board(SLUB) -Soil Conservatio	8,25,240		1,11,658	7,13,582
(ii) Loan Assistance under Accelerated Irrigation Benefit Programm	3,65,50,000		10,75,000	3,54,75,000
Total : 03 - Loans for Central plan Schemes	3,73,75,240		11,86,658	3,61,88,582
<i>04 Loans for Centrally Sponsored Plan Schemes</i>				
800 Other Loan				
Integrated Development of Small and Medium Towns	3,56,30,900		53,10,400	3,03,20,500
Flood Control & Drainage, Anti Sea Erosion Projects	4,48,000		64,000	3,84,000
Credit Co-operatives	13,33,893		- 61,68,031	75,01,924
Assistance to Consumer Co-operative in Urban Areas	28,73,850		5,80,020	22,93,830
Inter State Transmission Lines	14,09,920		1,76,240	12,33,680
Small Scale Industries	89,495		78,079	11,416

STATEMENT NO. 17
DETAILED STATEMENT OF DEBT AND OTHER INTEREST BEARING OBLIGATIONS OF GOVERNMENT

Description of Debt	Balance as on 1st April 2003 (Rs.)	Additions during the year (Rs.)	Discharges during the year (Rs.)	Balance as on 31st March 2004 (Rs.)
E. Public Debt				
6004 Loans and Advances from the Central Government				
Handloom Industries	10,23,110		4,54,110	5,69,000
Forest Conservation	5,51,529		3,47,867	2,03,662
Roads of Inter State or Economic Importance	64,20,287		5,56,537	58,63,750
National Water Shed Development Project for rainfed Area	2,88,45,919		11,12,695	2,77,33,224
Loans to Other Co-operatives	1,48,571		18,096	1,30,475
Crop Husbandry (Macro Management)	1,43,39,325	60,00,000	3,67,675	1,99,71,650
Total : 04 - Loans for Centrally Sponsored Plan Schemes	9,31,14,799	60,00,000	28,97,688	9,62,17,111
05 Loans for Special Schemes				
101 Schemes Of North Eastern Council	3,99,32,972	65,60,000	22,53,585	4,42,39,387
Total : 05 - Loans for Special Schemes	3,99,32,972	65,60,000	22,53,585	4,42,39,387
06 Ways and Means Advances				
800 Other Ways And Means Advance	40,50,00,000	4,45,00,00,000	4,61,50,00,000	24,00,00,000
Total : 06 - Ways and Means Advances	40,50,00,000	4,45,00,00,000	4,61,50,00,000	24,00,00,000
07 Pre-1984-85 Loans (1)				
102 National Loan Scholarship Scheme	5,81,572			5,81,572
105 Small Savings Loans	15,80,000		4,75,000	11,05,000
107 Pre-1979-80 Consolidated Loans Reconsolidated Into 25 Year & 30 Year Loans	9,06,12,000		75,51,000	8,30,61,000
108 1979/84 Consolidated Loans	12,70,08,000		1,05,84,000	11,64,24,000
800 Other Loans- 1984-89 State Plan Loans Con. In Terms Of Rec. Of 9 Fin.Comm	5,05,44,000		2,52,72,000	2,52,72,000
Total : 07 - Pre-1984-85 Loans (1)	27,03,25,572		4,38,82,000	22,64,43,572
Total : 6004 - Loans and Advances from the Central	9,07,44,35,838	5,27,30,39,644	5,99,25,67,310	8,35,49,08,172
Total : E. Public Debt	15,12,81,79,092	13,38,88,46,129	12,50,23,62,107	16,01,46,63,114
I. Small Savings, Provident Funds, Etc.				
8007 Investments Of National Small Savings Fund				
103 Investment In Special State Govt. Securities (1)	49,30,86,796	19,14,00,000		68,44,86,796
Total : 8007 - Investments Of National Small Savings Fund	49,30,86,796	19,14,00,000		68,44,86,796
8009 State Provident Funds				
01 Civil				
101 General Provident Funds	4,93,24,87,535	99,82,46,526	1,32,70,75,966	4,60,36,58,095
102 Contributory Provident Funds	9,680			9,680
104 All India Services Provident Fund	1,67,72,938	57,40,634	39,33,340	1,85,80,232
Total : 01 - Civil	4,94,92,70,153	1,00,39,87,160	1,33,10,09,306	4,62,22,48,007
60 Other Provident Funds				
101 Workmen'S Contributory Provident Fund	1,511			1,511
Total : 60 - Other Provident Funds	1,511			1,511

STATEMENT NO. 17
DETAILED STATEMENT OF DEBT AND OTHER INTEREST BEARING OBLIGATIONS OF GOVERNMENT

Description of Debt	Balance as on 1st April 2003 (Rs.)	Additions during the year (Rs.)	Discharges during the year (Rs.)	Balance as on 31st March 2004 (Rs.)
<i>I. Small Savings, Provident Funds, Etc.</i>				
8009 State Provident Funds				
Total : 8009 - State Provident Funds	4,94,92,71,664	1,00,39,87,160	1,33,10,09,306	4,62,22,49,518
8011 Insurance and Pension Funds				
107 State Government Employees' Group Insurance Scheme	8,70,14,372	1,73,06,319	2,51,01,751	7,92,18,940
Total : 8011 - Insurance and Pension Funds	8,70,14,372	1,73,06,319	2,51,01,751	7,92,18,940
Total : I. Small Savings, Provident Funds, Etc.	5,52,93,72,832	1,21,26,93,479	1,35,61,11,057	5,38,59,55,254
<i>K. Deposit And Advances</i>				
8336 Civil Deposits				
800 Other Deposits	2,35,79,948			2,35,79,948
Total : 8336 - Civil Deposits	2,35,79,948			2,35,79,948
Total : K. Deposit And Advances	2,35,79,948			2,35,79,948
GRAND TOTAL :	20,68,11,31,872	14,60,15,39,608	13,85,84,73,164	21,42,41,98,316

ANNEXURE TO STATEMENT NO. 17 Contd....

DETAILED STATEMENT OF DEBT AND OTHER INTEREST BEARING OBLIGATIONS OF GOVERNMENT

Description of Debt	When Raised	Balance as on 1st April 2003 (Rs.)	Additions during the year (Rs.)	Discharges during the year (Rs.)	Balance as on 31st March 2004 (Rs.)
E. PUBLIC DEBT					
6003 Internal Debt of the State Government					
101 Market Loans					
(a) Market Loans Bearing Interest					
(i) 8.75 % Manipur State Development Loan 2000	1983-1984	35,80,000		35,80,000	
(ii) 9.75 % Manipur State Development Loan 1998	1985-1986	11,70,000		11,70,000	
(iii) 11 % Manipur State Development Loan 2002	1986-1987	7,42,50,000		7,42,50,000	
(iv) 11 % Manipur State Development Loan 2002	1987-1988	7,97,50,000		7,97,50,000	
(v) 11.5% % Manipur State Development Loan 2008	1988-1989	9,77,00,000			9,77,00,000
(vi) 11.5 % Manipur State Development Loan 2009	1989-1990	11,43,00,000			11,43,00,000
(vii) 11.5 % Manipur State Development Loan 2010	1990-1991	11,03,00,000			11,03,00,000
(viii) 11.5 % Manipur State Development Loan 2011	1991-1992	4,54,00,000			4,54,00,000
(ix) 12 % Manipur State Development Loan 2011	1991-1992	7,59,00,000			7,59,00,000
(x) 13 % Manipur State Development Loan 2007	1992-1993	14,52,40,000			14,52,40,000
(xi) 13.5 % Manipur State Development Loan 2003	1993-1994	15,05,02,000		15,05,02,000	
(xii) 12.15% Manipur State Development Loan 2004	1994-1995	14,00,00,000			14,00,00,000
(xiii) 14 % Manipur State Development Loan 2005	1995-1996	16,00,00,000			16,00,00,000
(xiv) 13.75 % Manipur State Development Loan 2007	1997-1998	1,60,00,000			1,60,00,000
(xv) 13.85 % Manipur State Development Loan 2006	1997-1998	16,00,00,000			16,00,00,000
(xvi) 13.05 % Manipur State Development Loan 2007	1998-1999	22,66,00,000			22,66,00,000
(xvii) 12.15 % Manipur State Development Loan 2008	1998-1999	20,00,00,000			20,00,00,000
(xviii) 12.5 % Manipur State Development Loan 2008	1998-1999	9,28,00,000			9,28,00,000
(xix) 11.85 % Manipur State Development Loan 2009	1999-2000	9,75,00,000			9,75,00,000
(xx) 12.25 % Manipur State Development Loan 2009	1999-2000	20,64,00,000			20,64,00,000
(xxi) 10.25 % Manipur State Development Loan 2010	2000-2001	15,76,00,000			15,76,00,000
(xxii) 12 % Manipur State Development Loan 2010	2000-2001	9,44,00,000			9,44,00,000
(xxiii) 10.35 % Manipur State Development Loan 2011	2001-2002	10,00,10,000			10,00,10,000
(xxiv) 9.45 % Manipur State Development Loan 2011	2001-2002	10,00,20,589		20,589	10,00,00,000
(xxv) 8.30 % Manipur State Development Loan 2012	2001-2002	13,29,00,000			13,29,00,000
(xxvi) 8 % Manipur State Development Loan 2012	2001-2002	11,90,24,658		24,658	11,90,00,000
(xxvii) 7.8 % Manipur State Development Loan 2012	2002-2003	37,85,00,000			37,85,00,000
(xxviii) 6.8 % Manipur State Development Loan 2012	2002-2003	21,43,26,000			21,43,26,000
(xxix) 6.95 % Debt Swap Scheme 2013	2002-2003	13,50,00,000			13,50,00,000
(xxx) 6.75 % Debt Swap Scheme 2013	2002-2003	4,49,75,000			4,49,75,000
(xxxvi) 6.20 % Manipur SDL 2013	2003-2004		10,40,06,000		10,40,06,000
(xxxvii) 6.20 % Manipur SDL 2015	2003-2004		10,40,41,000		10,40,41,000
(xxxviii) 8.5 % Manipur SDL 2017	2003-2004		1,57,09,40,000	1,57,09,40,000	
(xxxviii) 5.90 % Manipur SDL 2017	2003-2004		50,00,00,000		50,00,00,000
(xxxv) 5.85 % Manipur SDL 2015	2003-2004		28,00,00,000		28,00,00,000
(xxxii) 6.35 % Manipur SDL 2013	2003-2004		9,10,08,000		9,10,08,000
(xxxiii) 6.4 % Manipur SDL 2013	2003-2004		26,62,00,000		26,62,00,000
(xxxiv) 5.85 % Manipur SDL 2015	2003-2004		57,69,00,000		57,69,00,000
Total : Market Loans Bearing Interest		3,67,41,48,247	3,49,30,95,000	1,88,02,37,247	5,28,70,06,000
(b) Market Loans Not Bearing Interest					
(i) Manipur State Development Loan			1,08,653		1,08,653

ANNEXURE TO STATEMENT NO. 17 Contd....

DETAILED STATEMENT OF DEBT AND OTHER INTEREST BEARING OBLIGATIONS OF GOVERNMENT

Description of Debt	When Raised	Balance as on 1st April 2003 (Rs.)	Additions during the year (Rs.)	Discharges during the year (Rs.)	Balance as on 31st March 2004 (Rs.)
E. PUBLIC DEBT					
6003 Internal Debt of the State Government					
101 Market Loans					
1982- (ii) 7.5 % Manipur State Development Loan 1998	1982-1983	3,00,000			3,00,000
Total : Market Loans Not Bearing Interest		4,08,653			4,08,653
Total : 101		3,67,45,56,900	3,49,30,95,000	1,88,02,37,247	5,28,74,14,653
103 Loans from Life Insurance Corporation of India					
Loans from Life Insurance Corporation of India	1974-1999	8,43,81,527		5,46,665	8,38,34,862
Total : 103		8,43,81,527		5,46,665	8,38,34,862
105 Loans from the National Bank for Agricultural and Rural Development					
Loans from National Bank for Agricultural & Rural Development	1976-1999	71,73,850		24,01,400	47,72,450
Total : 105		71,73,850		24,01,400	47,72,450
107 Loans from the State Bank of India and Other Banks					
Loans from State Bank of India	-	10,94,400			10,94,400
Total : 107		10,94,400			10,94,400
108 Loans from National Co-operative Development Corporation					
Loans from the National Co-operative Development Corporation	1973-2002	21,92,89,802	2,00		21,92,91,802
Total : 108		21,92,89,802	2,000		21,92,91,802
109 Loans from other Institutions					
Loans from other Institutions Loans from the Rural Electrification Corporation	1979-2002	1,00,57,58,892			1,00,57,58,892
Total : 109		1,00,57,58,892			1,00,57,58,892
110 Ways and Means Advances from the Reserve Bank of India					
Ways and Means Advances from the Reserve Bank of India	-	1,05,45,94,690	4,62,27,09,485	4,62,66,09,485	1,05,06,94,690
Total : 110		1,05,45,94,690	4,62,27,09,485	4,62,66,09,485	1,05,06,94,690
800 Other Loans					
Other Loans	-	68,93,193			68,93,193
Total : 800		68,93,193			68,93,193
Total : 6003 Internal Debt of the State Government		6,05,37,43,254	8,11,58,06,485	6,50,97,94,797	7,65,97,54,942
6004 Loans and Advances from the Central Government					
01 Non-Plan Loans					
102 Share of Small Savings Collections					
Share of Small Savings Collection	1984-1985	14,00,000		2,00,000	12,00,000
1985-	1985-1986	24,80,000		3,10,000	21,70,000
1986-	1986-1987	43,20,000		4,80,000	38,40,000
1987-	1987-1988	48,00,000		4,80,000	43,20,000
1988-	1988-1989	1,09,45,000		9,95,000	99,50,000

ANNEXURE TO STATEMENT NO. 17 Contd....

DETAILED STATEMENT OF DEBT AND OTHER INTEREST BEARING OBLIGATIONS OF GOVERNMENT

Description of Debt	When Raised	Balance as on 1st April 2003 (Rs.)	Additions during the year (Rs.)	Discharges during the year (Rs.)	Balance as on 31st March 2004 (Rs.)
E. PUBLIC DEBT					
6004 Loans and Advances from the Central Government					
102 Share of Small Savings Collections					
1989-	1989-1990	10,08,00,000		9,66,20,000	41,80,000
1990-	1990-1991	4,30,95,000		4,30,95,000	
1991-	1991-1992	1,68,00,000		1,68,00,000	
1992-	1992-1993	84,75,000		84,75,000	
1997-	1997-1998	10,92,70,000		10,92,70,000	
1998-	1998-1999	13,79,00,000		13,79,00,000	
		43,88,85,000			2,44,60,000
	Total : 102	44,02,85,000		41,46,25,000	2,56,60,000
104 Special Force					
	1998-1999	40,00,000		40,00,000	
	Total : 104	40,00,000		40,00,000	
201 House Building Advances					
	1993-1994	1,34,520		1,34,520	
	1994-1995	1,33,200		66,600	66,600
	1995-1996	3,89,730		1,29,910	2,59,820
	1996-1997	7,19,640		1,79,910	5,39,730
	1997-1998	5,75,625		1,15,125	4,60,500
	1998-1999	2,62,200		43,700	2,18,500
	2001-2002	17,00,000		3,40,000	13,60,000
	2002-2003	12,00,000		1,20,000	10,80,000
	2003-2004		6,00,000		6,00,000
	Total : 201	51,14,915	6,00,000	11,29,765	45,85,150
800 Other Loans					
Modernisation of Police Force					
	1984-1985	1,05,840		15,120	90,720
	1985-1986	1,61,280		20,160	1,41,120
	1986-1987	1,75,320		19,480	1,55,840
	1987-1988	2,01,600		20,160	1,81,440
	1988-1989	2,17,854		20,160	1,97,694
	1989-1990	2,41,920		20,160	2,21,760
	1990-1991	2,08,000		16,000	1,92,000
	1991-1992	6,46,520		46,180	6,00,340
	1992-1993	5,19,450		34,660	4,84,790
	1993-1994	11,08,160		69,260	10,38,900
	1994-1995	23,54,840		1,38,520	22,16,320
	1995-1996	12,46,680		69,260	11,77,420
	1996-1997	67,11,940		3,53,260	63,58,680
	1997-1998	86,92,600		4,34,630	82,57,970
	1998-1999	98,54,460		4,69,260	93,85,200
	1999-2000	7,61,860		34,630	7,27,230
	2000-2001	1,88,60,000		8,20,000	1,80,40,000
	2001-2002	2,37,71,808		9,90,492	2,27,81,316

ANNEXURE TO STATEMENT NO. 17 Contd....

DETAILED STATEMENT OF DEBT AND OTHER INTEREST BEARING OBLIGATIONS OF GOVERNMENT

Description of Debt	When Raised	Balance as on 1st April 2003 (Rs.)	Additions during the year (Rs.)	Discharges during the year (Rs.)	Balance as on 31st March 2004 (Rs.)
E. PUBLIC DEBT					
6004 Loans and Advances from the Central Government					
800 Other Loans					
	2002-2003	29,47,856		1,17,914	28,29,942
Medium Term Loans	2002-2003			- 3,71,00,00,000	3,71,00,00,000
	2003-2004		6,84,644		6,84,644
	Total : 800	7,87,87,988	6,84,644	- 3,70,62,90,694	3,78,57,63,326
Total : 01		52,81,87,903	12,84,644	- 3,28,65,35,929	3,81,60,08,476
02 Loans for State/Union Territory Plan Schemes					
101 Block Loans					
Block Loans	1989-1990	53,97,929		26,99,066	26,98,863
	1990-1991	3,79,73,130		47,46,642	3,32,26,488
	1991-1992	5,64,36,975		62,70,775	5,01,66,200
	1992-1993	5,78,78,330		57,87,834	5,20,90,496
	1993-1994	10,54,84,286		95,89,481	9,58,94,805
	1994-1995	11,42,05,980		95,17,165	10,46,88,815
	1995-1996	14,26,95,280		8,71,66,753	5,55,28,527
	1996-1997	20,70,16,833		20,70,16,833	
	1997-1998	46,69,38,500		46,69,38,500	
	1998-1999	38,67,05,600		4,08,10,225	34,58,95,375
	1999-2000	61,43,17,475		1,66,03,175	59,77,14,300
	2000-2001	36,11,81,450		95,04,775	35,16,76,675
	2001-2002	63,92,72,400		1,63,91,600	62,28,80,800
	2002-2003	4,50,49,95,184	3,51,07,00	3,73,08,40,484	80,92,61,700
	2003-2004		77,40,88,000		77,40,88,000
	Total : 101	7,70,04,99,352	80,91,95,000	4,61,38,83,308	3,89,58,11,044
Total : 02		7,70,04,99,352	80,91,95,000	4,61,38,83,308	3,89,58,11,044
03 Loans for Central plan Schemes					
800 Other Loans					
Soil Conservation	1988-1989	6,462		6,462	
	1989-1990	25,600		12,800	12,800
	1990-1991	40,004		13,334	26,670
	1991-1992	40,000		10,000	30,000
	1992-1993	1,03,660		20,732	82,928
	1993-1994	65,004		10,832	54,172
	1994-1995	2,51,487		2,51,487	
	1995-1996			- 2,33,524	2,33,524
Loan Assistance under AIBP-Khuga Multipurpose Project	1996-1997	3,65,50,000		10,75,000	3,54,75,000
	1997-1998	2,93,023		19,535	2,73,488
	Total : 800	3,73,75,240		11,86,658	3,61,88,582
Total : 03		3,73,75,240		11,86,658	3,61,88,582
04 Loans for Centrally Sponsored Plan Schemes					

ANNEXURE TO STATEMENT NO. 17 Contd....

DETAILED STATEMENT OF DEBT AND OTHER INTEREST BEARING OBLIGATIONS OF GOVERNMENT

Description of Debt	When Raised	Balance as on 1st April 2003 (Rs.)	Additions during the year (Rs.)	Discharges during the year (Rs.)	Balance as on 31st March 2004 (Rs.)
E. PUBLIC DEBT					
6004 Loans and Advances from the Central Government					
Roads and Bridges -	-	-	-	-	-
Co-operation -	-	-	-	-	-
Flood Control and Drainage, Anti Sea Erosion Projects Co-operation	1984-1985	4,48,000	-	64,000	3,84,000
Roads of Inter State or Economic Importance	1984-1985	1,54,000	-	22,000	1,32,000
Credit Co-operatives	1984-1985	58,336	-	8,333	50,003
Credit Co-operatives	1985-1986	66,669	-	8,333	58,336
Roads of Inter State or Economic Importance	1985-1986	1,92,000	-	24,000	1,68,000
Transmission and Distribution :Inter State Transmission Lines-	1985-1986	14,09,920	-	1,76,240	12,33,680
Forest Conservation, Development and Regeneration	1988-1989	1,44,200	-	1,44,200	-
Roads of Inter State or Economic Importance	1988-1989	6,662	-	6,662	-
Assistance to Consumer Co-operatives in Urban Areas	1989-1990	7,500	-	3,750	3,750
Forest Conservation, Development and Regeneration	1989-1990	4,07,329	-	2,03,667	2,03,662
Roads of Inter State or Economic Importance	1989-1990	42,72,000	-	3,56,000	39,16,000
Assistance to Consumer Co-operatives in Urban Areas	1990-1991	22,500	-	7,500	15,000
Credit Co-operatives	1990-1991	-	-	4,00,001	4,00,001
Credit Co-operatives	1991-1992	5,33,334	-	4,58,334	75,000
Village and Small Industries - Small Scale Industries	1991-1992	66,663	-	66,663	-
National Water shed Development Project for rainfed areas	1991-1992	1,96,875	-	21,875	1,75,000
Credit Co-operatives	1992-1993	83,331	-	16,667	66,664
Village and Small Industries - Small Scale Industries	1992-1993	22,832	-	11,416	11,416
National Water shed Development Project for rainfed areas	1992-1993	29,98,210	-	1,00,028	28,98,182
Handloom Industries	1993-1994	2,69,110	-	2,69,110	-
Roads of Inter State or Economic Importance	1993-1994	17,95,625	-	1,47,875	16,47,750
Handloom Industries	1994-1995	2,74,000	-	1,37,000	1,37,000
National Water shed Development Project for rainfed areas	1995-1996	-	-	70,001	70,001
National Water shed Development Project for rainfed areas	1996-1997	26,22,084	-	7,45,209	18,76,875
Credit Co-operatives	1996-1997	-	-	25,000	25,000
National Water shed Development Project for rainfed areas	1997-1998	49,43,750	-	1,64,416	51,08,166
Credit Co-operatives	1998-1999	5,92,223	-	48,081	5,44,142
National Water shed Development Project for rainfed areas	1998-1999	68,12,500	-	24,37,500	43,75,000
Credit Co-operatives	1999-2000	-	-	60,57,778	60,57,778
National Water shed Development Project for rainfed areas	1999-2000	46,25,000	-	21,25,000	25,00,000
Loans to Other Co-operatives	1999-2000	1,48,571	-	18,096	1,30,475
National Water shed Development Project for rainfed areas	2000-2001	6,47,500	-	17,500	6,30,000
Assistance to Consumer Co-operatives in Urban Areas	2001-2002	28,43,850	-	5,68,770	22,75,080
Crop Husbandry (Macro Management)	2001-2002	1,43,39,325	-	3,67,675	1,39,71,650
Handloom Industries	2002-2003	4,80,000	-	48,000	4,32,000
Crop Husbandry (Macro Management)	2002-2003	-	60,00,000	-	60,00,000
National Water shed Development Project for rainfed areas	2002-2003	60,00,000	-	1,50,000	58,50,000
Total :		5,74,83,899	60,00,000	21,87,712	6,56,71,611
800 Other Loan					
Integrated Development of Small & Medium Towns	1985-1986	4,80,000	-	60,000	4,20,000

ANNEXURE TO STATEMENT NO. 17 Contd....

DETAILED STATEMENT OF DEBT AND OTHER INTEREST BEARING OBLIGATIONS OF GOVERNMENT

Description of Debt	When Raised	Balance as on 1st April 2003 (Rs.)	Additions during the year (Rs.)	Discharges during the year (Rs.)	Balance as on 31st March 2004 (Rs.)
E. PUBLIC DEBT					
6004 Loans and Advances from the Central Government					
800 Other Loan					
	1986-1987	4,05,000		45,000	3,60,000
	1987-1988	23,50,000		2,35,000	21,15,000
	1990-1991	35,37,300		2,72,100	32,65,200
	1991-1992	10,50,000		75,000	9,75,000
	1992-1993	77,31,000		5,15,400	72,15,600
	1995-1996	5,40,000		30,000	5,10,000
	1996-1997	34,67,500		1,82,500	32,85,000
	1997-1998	11,00,000		55,000	10,45,000
	1998-1999	10,50,000			10,50,000
	1999-2000	17,43,000		2,49,000	14,94,000
	2000-2001	95,52,500		11,94,000	83,58,500
	2001-2002	2,55,600		28,400	2,27,200
	2002-2003	23,69,000		23,69,000	
	Total : 800	3,56,30,900		53,10,400	3,03,20,500
Total : 04		9,31,14,799	60,00,000	31,22,688	9,59,92,111
05 Loans for Special Schemes					
101 Schemes of North Eastern Council					
	1987-1988	13,538		13,538	
	1988-1989	2,63,062		2,63,062	
	1989-1990	9,69,529		5,40,867	4,28,662
	1990-1991	6,19,132		2,09,267	4,09,865
	1991-1992	26,49,945		7,12,199	19,37,746
	1992-1993	17,61,894		3,68,464	13,93,430
	1993-1994	80,67,552		6,58,259	74,09,293
	1994-1995	35,02,400		1,09,450	33,92,950
	1995-1996			14,89,601	14,89,601
	1996-1997	26,05,170		1,86,080	24,19,090
	1997-1998	49,70,000		3,03,000	46,67,000
	1998-1999	24,30,000		67,500	23,62,500
	1999-2000	2,31,250		6,250	2,25,000
	2000-2001	54,24,500		7,82,250	62,06,750
	2001-2002	19,25,000		9,75,000	9,50,000
	2002-2003	45,00,000		1,12,500	43,87,500
	2003-2004		65,60,000		65,60,000
	Total : 101	3,99,32,972	65,60,000	22,53,585	4,42,39,387
Total : 05		3,99,32,972	65,60,000	22,53,585	4,42,39,387
06 Ways and Means Advances					
800 Other Ways and Means Advance					
Other Ways and Means Advances	2001-2002	40,50,00,000		16,50,00,000	24,00,00,000
	2003-2004		4,45,00,00,000	4,45,00,00,000	

ANNEXURE TO STATEMENT NO. 17 Conld.

DETAILED STATEMENT OF DEBT AND OTHER INTEREST BEARING OBLIGATIONS OF GOVERNMENT

Description of Debt	When Raised	Balance as on 1st April 2003 (Rs.)	Additions during the year (Rs.)	Discharges during the year (Rs.)	Balance as on 31st March 2004 (Rs.)
E. PUBLIC DEBT					
6004 Loans and Advances from the Central Government					
800 Other Ways and Means Advance					
Total : 800		40,50,00,000	4,45,00,00,000	4,61,50,00,000	24,00,00,000
Total : 06		40,50,00,000	4,45,00,00,000	4,61,50,00,000	24,00,00,000
07 Pre-1984-85 Loans (1)					
102 National Loan Scholarship Scheme					
National Loan Scholarship Schemes		1974-1978	1,86,600		1,86,600
		Pre 1974	2,29,822		2,29,822
		1979-1980	85,000		85,000
		1981-1982	50,000		50,000
		1982-1983	30,150		30,150
Total : 102		5,81,572			5,81,572
105 Small Savings Loans					
Small Saving Loans		Pre 1979	3,70,000	1,85,000	1,85,000
		1979-1980	70,000	35,000	35,000
		1980-1981	2,55,000	85,000	1,70,000
		1981-1982	1,80,000	45,000	1,35,000
		1982-1983	2,25,000	45,000	1,80,000
		1983-1984	4,80,000	80,000	4,00,000
Total : 105		15,80,000		4,75,000	11,05,000
107 Pre-1979-80 Consolidated Loans re-consolidated into 25 Year & 30 Year Loans					
Pre 1979-80 Consolidated Loans re-consolidated into 25 years		1979-1983	9,06,12,000	75,51,000	8,30,61,000
Total : 107		9,06,12,000		75,51,000	8,30,61,000
108 1979/84 Consolidated loans					
Pre 1979-84 Consolidated Loans (30 years)		1982-1983	12,70,08,000	1,05,84,000	11,64,24,000
Total : 108		12,70,08,000		1,05,84,000	11,64,24,000
800 Other loans- 1984-89 state plan loans con. in terms of rec. of 9 fin.comn					
1984-89 State Plan Loans Consolidated in terms of recommendations of the 9th FC		1990-1991	5,05,44,000	2,52,72,000	2,52,72,000
Total : 800		5,05,44,000		2,52,72,000	2,52,72,000
Total : 07		27,03,25,572		4,38,82,000	22,64,43,572
Total : 6004 Loans and Advances from the Central Government		9,07,44,35,838	5,27,30,39,644	5,99,27,92,310	8,35,46,83,172
TOTAL : E. PUBLIC DEBT		15,12,81,79,092	13,38,88,46,129	12,50,25,87,107	16,01,44,38,114

STATEMENT NO. 18

DETAILED STATEMENT OF LOANS AND ADVANCES MADE BY GOVERNMENT

Heads of Account	Balance on 1st April 2003 (Rs.)	Advanced during the year (Rs.)	Repaid during the year (Rs.)	Balance on 31st March 2004 (Rs.)	Interest received and credited to revenue (Rs.)
F. LOANS AND ADVANCES					
6202 Loans for Education, Sports, Art and Culture					
<i>01 General Education</i>					
202 Secondary Education	4,93,270			4,93,270	
600 General	5,79,920			5,79,920	
Total : 01	10,73,190			10,73,190	
Total : 6202	10,73,190			10,73,190	
6215 Loans for Water Supply and Sanitation					
<i>01 Water Supply</i>					
101 Urban Water Supply Programmes	7,07,44,756			7,07,44,756	
Total : 01	7,07,44,756			7,07,44,756	
Total : 6215	7,07,44,756			7,07,44,756	
6216 Loans for Housing					
<i>80 General</i>					
800 Other Loans	19,78,85,074		48,650	19,78,36,424	
Total : 80	19,78,85,074		48,650	19,78,36,424	
Total : 6216	19,78,85,074		48,650	19,78,36,424	
6217 Loans for Urban Development					
<i>01 State Capital Development</i>					
191 "Loans to Local Bodies, Corporations etc."	37,08,684			37,08,684	
800 Other Loans	51,50,000			51,50,000	
Total : 01	88,58,684			88,58,684	
<i>03 Integrated Development of Small and Medium Towns (1)</i>					
800 Other Loans	10,000			10,000	
Total : 03	10,000			10,000	
Total : 6217	88,68,684			88,68,684	
6225 Loans for Welfare of Scheduled Castes, Scheduled Tribes and other Backward Class					
<i>03 Welfare of Backward Classes</i>					
800 Other Loans	2,39,573			2,39,573	
Total : 03	2,39,573			2,39,573	
Total : 6225	2,39,573			2,39,573	

DETAILED STATEMENT OF LOANS AND ADVANCES MADE BY GOVERNMENT

Heads of Account	Balance on 1st April 2003 (Rs.)	Advanced during the year (Rs.)	Repaid during the year (Rs.)	Balance on 31st March 2004 (Rs.)	Interest received and credited to revenue (Rs.)
F. LOANS AND ADVANCES					
6235 Loans for Social Security and Welfare					
<i>01 Rehabilitation</i>					
140 Rehabilitation of repatriates from other countries	6,33,974			6,33,974	
200 Other relief measures	9,45,900			9,45,900	
Total : 01	15,79,874			15,79,874	
<i>02 Social Welfare</i>					
103 Women's Welfare	3,33,038			3,33,038	
Total : 02	3,33,038			3,33,038	
<i>60 Other Social Security and Welfare programmes</i>					
800 Other Loans	15,55,434			15,55,434	
Total : 60	15,55,434			15,55,434	
Total : 6235	34,68,346			34,68,346	
6401 Loans for Cop Husbandry					
110 Scheme for small and marginal farmers and Agricultural labourers	1,07,018			1,07,018	
119 Horticulture and Vegetable Crops	9,51,332			9,51,332	
195 Loans to Farming Cooperatives	5,31,197			5,31,197	
800 Other loans	1,09,89,497			1,09,89,497	
Total : 6401	1,25,79,044			1,25,79,044	
6403 Loans for Animal Husbandry					
103 Poultry Development	50,000			50,000	
Total : 6403	50,000			50,000	
6405 Loans for Fisheries					
800 Other Loans	20,02,536			20,02,536	
Total : 6405	20,02,536			20,02,536	
6425 Loans for Co-operation					
106 Loans to Multipurpose Rural Cooperatives	3,10,83,379	5,91,000		3,16,74,379	
107 Loans to credit Cooperatives	7,25,37,005	1,51,94,000	18,500	8,77,12,505	
108 Loans to other Cooperatives	1,70,89,828	12,00,000	1,35,543	1,81,54,285	5,20,440
190 Loans to public sector and other undertakings	2,62,67,583		1,75,276	2,60,92,307	
Total : 6425	14,69,77,795	1,69,85,000	3,29,319	16,36,33,476	5,20,440

DETAILED STATEMENT OF LOANS AND ADVANCES MADE BY GOVERNMENT

Heads of Account	Balance on 1st April 2003 (Rs.)	Advanced during the year (Rs.)	Repaid during the year (Rs.)	Balance on 31st March 2004 (Rs.)	Interest received and credited to revenue (Rs.)
F. LOANS AND ADVANCES					
6515 Loans for other Rural Development Program					
102 Community Development	77,507			77,507	
Total : 6515	77,507			77,507	
6851 Loans for Village and Small Industries					
102 Small Scale Industries	1,26,01,551		76,743	1,25,24,808	
103 Handloom Industries	4,11,03,169	4,80,000		4,15,83,169	
104 Handicraft Industries	19,10,652			19,10,652	
107 Sericulture Industries	9,725			9,725	
200 Other Village Industries	1,30,96,303			1,30,96,303	
Total : 6851	6,87,21,400	4,80,000	76,743	6,91,24,657	
7610 Loans to Government Servants, etc.					
201 House Building Advances	3,36,31,498	12,41,431	31,66,695	3,17,06,234	13,77,096
202 Advances for purchase of Motor Conveyance	1,15,84,709	6,84,142	7,84,380	1,14,84,471	
203 Advances for purchase of other conveyances	1,88,982	2,00,000	1,83,324	2,05,658	
204 Advance of purchase of Computers	15,09,365		2,23,045	12,86,320	
Total : 7610	4,69,14,554	21,25,573	43,57,444	4,46,82,683	13,77,096
7615 Miscellaneous Loans					
200 Miscellaneous loans	8,46,461			8,46,461	
Total : 7615	8,46,461			8,46,461	
TOTAL : F. LOANS AND ADVANCES	56,04,48,920	1,95,90,573	48,12,156	57,52,27,337	18,97,536

DETAILED STATEMENT OF LOANS AND ADVANCES MADE BY GOVERNMENT

Heads of Account	Balance on 1st April 2003 (Rs.)	Advanced during the year (Rs.)	Repaid during the year (Rs.)	Balance on 31st March 2004 (Rs.)	Interest received and credited to revenue (Rs.)
-------------------------	--	---	---	---	--

The details of loans and advances during the year for plan purposes are given below :-

Major and Minor Heads of Account	Amount of Loan	
	Plan (Rs.)	Centrally Sponsored Plan Schemes (including NEC, Central Plan and Sub-Plan Schemes) (Rs.)
6425 Loans for Co-operation		
106 Loans to Multipurpose Rural Cooperatives		5,91,000
107 Loans to credit Cooperatives	49,60,000	1,02,34,000
108 Loans to other Cooperatives		12,00,000
6851 Loans for Village and Small Industries		
103 Handloom Industries		4,80,000
Total :	49,60,000	1,25,05,000

STATEMENT NO. 19
STATEMENT SHOWING DETAILS OF EARMARKED BALANCES

Name of the Reserve Fund or Deposit Account	Balance as on 1st April, 2003		Balance as on 31st March, 2004	
	Cash (Rs.)	Total (Rs.)	Cash (Rs.)	Total (Rs.)
J. RESERVE FUND				
<i>(b) Reserve Funds not bearing Interest</i>				
8226 Depreciation /Renewal Reserve Fund				
101 Depreciation Reserve Funds of Govt. Commercial Department/Undertakings	23,98,000	23,98,000	23,98,000	23,98,000
Total : 8226	23,98,000	23,98,000	23,98,000	23,98,000
8235 General and Other Reserve Funds				
111 Calamity Relief Fund	14,81,14,648	14,81,14,648	13,27,47,463	13,27,47,463
Total : 8235	14,81,14,648	14,81,14,648	13,27,47,463	13,27,47,463
Total : J. RESERVE FUND	15,05,12,648	15,05,12,648	13,51,45,463	13,51,45,463
K. DEPOSIT AND ADVANCES				
<i>(a) Deposits bearing Interest</i>				
8336 Civil Deposits				
800 Other Deposits	2,35,79,948	2,35,79,948	2,35,79,948	2,35,79,948
Total : 8336	2,35,79,948	2,35,79,948	2,35,79,948	2,35,79,948
<i>(b) Deposits not bearing Interest</i>				
8443 Civil Deposits				
101 Revenue Deposits	8,16,06,859	8,16,06,859	9,05,79,408	9,05,79,408
103 Security Deposit	25,83,57,768	25,83,57,768	33,37,38,522	33,37,38,522
104 Civil Court Deposit	9,73,78,663	9,73,78,663	9,73,78,663	9,73,78,663
105 Criminal Court Deposit	25,83,677	25,83,677	25,83,677	25,83,677
106 Personal Deposits	9,99,88,532	9,99,88,532	9,81,99,570	9,81,99,570
108 PWD Deposit	18,43,52,459	18,43,52,459	17,46,46,802	17,46,46,802
109 Forest Deposits	3,21,18,937	3,21,18,937	3,21,18,937	3,21,18,937
111 Other Departmental Deposits	3,26,48,839	3,26,48,839	3,26,48,839	3,26,48,839
800 Other Deposit	4,72,35,387	4,72,35,387	3,51,83,353	3,51,83,353
Total : 8443	83,62,71,121	83,62,71,121	89,70,77,771	89,70,77,771
8448 Deposits of Local Funds				
120 Other Funds	5,23,130	5,23,130	5,23,130	5,23,130
Total : 8448	5,23,130	5,23,130	5,23,130	5,23,130
8449 Other Deposits				
120 Miscellaneous Deposits	57,69,97,700	57,69,97,700	53,92,96,900	53,92,96,900
Total : 8449	57,69,97,700	57,69,97,700	53,92,96,900	53,92,96,900
Total : K. DEPOSIT AND ADVANCES	1,43,73,71,899	1,43,73,71,899	1,46,04,77,749	1,46,04,77,749
GRAND TOTAL :	1,58,78,84,547	1,58,78,84,547	1,59,56,23,212	1,59,56,23,212

APPENDIX-I

**STATEMENT SHOWING INVESTMENT OF GOVERNMENT AS AT THE END OF
2001-2002 2002-2003 AND 2003-2004
AND THE DIVIDEND/INTEREST RECEIVED THEREFROM DURING IN THOSE YEARS**

Type Of Concerns	No. of Concern	2001-2002		2002-2003		2003-2004	
		Investment at the end of the year	Dividend/Interest received during the year	Investment at the end of the year	Dividend/Interest received during the year	Investment at the end of the year	Dividend/Interest received during the year
		In lakhs of rupees		In lakhs of rupees		In lakhs of rupees	
Statutory Corporation	2	2892.23		2892.23		4172.33	
Government Companies	15	5915.96		6640.73		8154.39	
Co-operative Banks, Societies, etc	3312	1948.86		1972.86		2082.27	.03
Grand Total	3329	10757.05		11505.82		14408.99	.03

**APPEN-
STATEMENT OF COMMITMENTS - LIST OF**
Rs. 25 lakhs and above

<i>Sl.No.</i>	<i>Name of Project</i>	<i>Cost of Work & Sanction Order No. (Rs. In lakhs)</i>	<i>Date of Commencement</i>
<i>(1)</i>	<i>(2)</i>	<i>(3)</i>	<i>(4)</i>
<i>BUILDING DIVISION NO. IV</i>			
1.	Construction of 2 (two) O.T. Unit on the 2 nd floor at J.N. Hospital, Porompat	Rs.28.00 26/48/96-W 20-03-97	Not yet
2.	Construction of 30 bedded C.H.C. building at Haoreibi Makha Leikai	Rs.63.76 26/116/95-W 30-03-96	03-02-97
<i>THOUBAL DIVISION</i>			
<i>OTHER DISTRICT ROADS (ROADS)</i>			
3.	Impt.of Ithai Barrage to Sugnu via Chairen Wangoo Tangjeng 10 Kms. (Sh:- E/W in banking, shingling & WBM)	Rs.29.97 W/BMS/310-86/TBL/23-16 01-03-97	18-03-97
<i>INTER VILLAGE ROADS (BRIDGES)</i>			
4.	Construction of RCC bridge over Ningthibikhong stream at Nungei Khunou (SH: Construction of 10m. span RCC bridge, widening of Nungei Khunou to Kadirpalli Road).	Rs. 29.25 W/BMS/310-128/TBL/23-23 10-03-97	18-03-97
<i>STATE PROGRAMME</i>			
<i>STATE HIGHWAYS (BRIDGES)</i>			
5.	Re-construction of Bridge on Yairipok Ningel road between 4 - 6 km.	Rs.32.97 17/79/90-W 10-08-93	16-02-95
<i>BISHNUPUR DIVISION</i>			
<i>STATE HIGHWAYS (ROADS)</i>			
6.	Impt. Of T/Road from 11-42 (SH: Widening & strengthening 11-13 km. & 17-20 km.)	Rs.46.43 41/118/92-W 31-03-92	21-01-94
7.	Widening and strengthening from 41.75 to 50Km. on Imphal CCPur, Singhat, Behiang Road.	Rs.95.82 42/29/95-W 29-12-95	20-02-96

DIX-II
INCOMPLETE CAPITAL WORKS COSTING

As on 31-03-2004

<i>Target Date of Completion</i>	<i>Revised Cost (if any) (Rs. in Lakhs)</i>	<i>Expenditure up to 31-03-98 (Rs. In lakhs)</i>	<i>Remarks</i>
(5) Rs.	(6) Rs.	(7) Rs.	(8)
-	-	5.94*	Expenditure is for booking of materials
02-02-99	-	28.43*	Work in progress
17-03-99	-	10.44*	Work in progress
17-03-98	-	19.46*	Work in progress
15-08-97	-	32.15*	Work almost completed
20-01-95	-	29.32*	WBM, BT from 11 to 13Km. completed WBM 17-20 suspended
17-11-97	-	56.91*	Work in progress

* Information for 2000-2001 to 2003-2004 not received (September 2004)

**APPEN-
STATEMENT OF COMMITMENTS - LIST OF**
Rs. 25 lakhs and above

<i>Sl.No.</i>	<i>Name of Project</i>	<i>Cost of Work & Sanction Order No. (Rs. In lakhs)</i>	<i>Date of Commencement</i>
(1)	(2)	(3)	(4)
	<i>MAJOR DISTRICT ROADS (ROADS)</i>		
8.	Impt. Of Bishnupur to M.I. Road from 59.11Km. (SH: E/W information banking and widening to MDR std. i/c. constn. of 6m. span RCC slap culvert at 4.30, 4.60, 4.90km. - 3 Nos.)	Rs.59.57 42/29/90-W 18-03-92	16-04-92
	<i>MAJOR DISTRICT ROADS (BRIDGES)</i>		
9.	Impt. Of Kumbi bridge (SH: Rehabilitation of Kumbi bridge at 63.50 km. on Moirang Kumbi road)	Rs.32.49 7/12/95-W 29-12-95	13-01-96
	<i>OTHER DISTRICT ROADS (ROADS)</i>		
10.	Impt. Of Sagang Sugnu road (SH: Constn. Of culverts, gravity wall)	Rs.34.96 42/63/91-W 29-03-93	13-04-92
	<i>UKHRUL DIVISION</i>		
	<i>STATE HIGHWAYS ROADS</i>		
11.	Impt. Of I.U. road 44.95 to 46.82 & 48-61.5 km., New Heaven to Lamlang Gate (a) Impt. Of I.U. road 14.795 - 46.812 km. (b) RCC ring culvert 14 Nos. (c) R/Wall at 51.10; 51.70, 52.40 & 53.60km.	Rs.36.25 42/158/92-W 31-03-93	19-10-93
12.	Chandrakhong Kasom Khullen 0-23 km. (SH: Geometric Impt. From 0-5km. & 15-20 km. and metalling & P/C from 0-15 km.) (a) For the portion 0-15 km. (b) For the portion 15- 23 km.	Rs. 138.68 42/75/92-W 31-03-93	24-07-93
	<i>MAJOR DISTRICT ROADS</i>		
13.	Constn. Of M/T road 0-66km. (SH: Metalling & P.C. from 34 to 51km.) (a) For the portion 34.51 km. (b) (b) For the portion 44.51 km.	Rs.55.47 42/60/90-W 26-02-81	07-06-92

DIX-II -Contd.**INCOMPLETE CAPITAL WORKS COSTING**

As on 31-03-2004

<i>Target Date of Completion</i>	<i>Revised Cost (if any) (Rs. In Lakhs)</i>	<i>Expenditure up to 31-03-98 (Rs. In lakhs)</i>	<i>Remarks</i>
<i>(5) Rs.</i>	<i>(6) Rs.</i>	<i>(7) Rs.</i>	<i>(8)</i>
15-10-93	-	62.48*	E/W in completion stage
12-03-96	-	1.88*	Completed for extension of 30 ft. Rehabilitation work to be taken up.
09-06-93	-	34.54*	1) Shingling completed (2) 0-3.60km. of WBM & 0-3km. of BT completed.
31-11-95	-	29.38*	Expenditure as on 10/97
26-03-95	-	102.91*	E/W completed
24-05-91	-	64.37*	

* Information for 2000-2001 to 2003-2004 not received (September 2004)

**APPEN-
STATEMENT OF COMMITMENTS - LIST OF**

Rs. 25 lakhs and above			
<i>Sl.No.</i>	<i>Name of Project</i>	<i>Cost of Work & Sanction Order No. (Rs. In lakhs)</i>	<i>Date of Commenceme nt</i>
<i>(1)</i>	<i>(2)</i>	<i>(3)</i>	<i>(4)</i>
14.	Constn. Of M.T. road 0-15km. (SH: Metalling P.C. side drain i/c. RCC ring culvert & filling of pot holes with stone gravel)	Rs.43.70 42/24/91-W 28-01-92	14-04-92
15.	Impt. Of Chassad to Huimi road Kongkan Thana via Nambaila 0-34 km.	Rs.103.98 42/19/92-W 31-03-93	27-05-93
<i>UKHRUL DIVISION MAJOR DISTRICT ROADS</i>			
16.	Impt. Of Awangkasom Chingai road 0-14km. (SH: E/W in formation cutting and providing one layer of Metalling and p.c. from 7-14km.)	Rs.31.12 42/72/59-W 22-07-93	28-06-94
<i>INTER VILLAGE ROADS</i>			
17.	Leiting Hangkaw to Kamjong road 0-43 km. (SH: E/W in widening and C.P.)	Rs.29.96 W/BMS/310-23/UKL/43-23 11-03-97	24-03-97
18.	Leiting Hangkaw to Kamjong road 0-43 km. (SH: 20-43)	Rs. 29.99 W/BMS/310-23/UKL/43-21 11-03-97	10-04-97
19.	Leiting Hangkaw to Kamjong road 0-43 km. (SH: C/Work 0-20 km)	Rs.29.95 W/BMS/310-255/UKL/43-28 11-03-97	24-03-97
20.	Phungyar Ngaprum E/W in formation 0-25 km.	Rs. 29.96 W/BMS/310-197/UKL/43-11 01-03-97	20-07-97
21.	Nongpok Liekmei to BRTF 0-10.91 km. (SH: E/W in C/D.)	Rs.29.80 W/BMS/310-206/UKL/43-15 13-03-97	-----
22.	Chassad Kamjong to Maokot (SH: E/W in H/Cutting 20-51 km.)	Rs.29.99 W/BMS/310-206/UKL/43-12 25-02-97	06-06-97

DIX-II -Contd.**INCOMPLETE CAPITAL WORKS COSTING**

As on 31-03-2004

<i>Target Date of Completion</i>	<i>Revised Cost (if any) (Rs. In Lakhs)</i>	<i>Expenditure up to 31-03-98 (Rs. In lakhs)</i>	<i>Remarks</i>
(5) Rs.	(6) Rs.	(7) Rs.	(8)
14-04-93	-	46.59*	1. P.c. 7.50 completed 2. Side drain completed 3. Filling of pot holes completed
27-05-94	-	65.69*	Work in progress
28-06-96	-	13.14*	Work in progress. Expenditure as on 10/97
March 98	-	13.65*	Work in progress
March 98	-	20.49*	Work in progress
March 98	-	-	Work in progress
March 98	-	14.08*	Work in progress
March 98	-	5.52*	Work in progress
March 98	-	18.52*	Work in progress

* Information for 2000-2001 to 2003-2004 not received (September 2004)

**APPEN-
STATEMENT OF COMMITMENTS - LIST OF**
Rs. 25 lakhs and above

<i>Sl.No.</i>	<i>Name of Project</i>	<i>Cost of Work & Sanction Order No. (Rs. In lakhs)</i>	<i>Date of Commenceme nt</i>
<i>(1)</i>	<i>(2)</i>	<i>(3)</i>	<i>(4)</i>
23.	Kamjong Phungyar road 0-33 km. (SH: E/W in formation cutting in 3.80-33.80 km.)	Rs.49.85 W/BMS/310-255/UKL/43-32 02-02-97	24-03-97
24.	T.M. Kasom to Tangkhul Hundung i/c. works (SH: Singling 0-10 km. culvert CD 6 nos. and slab culverts).	Rs.29.80 W/BMS/310-257/UKL/43-23 11-03-97	15-05-97
25.	Huining Phungyar Maram E/W in formation and C/D works.	Rs.29.94 W/BMS/310-224/UKL/43-19 12-03-97	March 97
26.	Siroi to Mapum village (SH: E/W in formation and C/T from 4 to 15 km.)	Rs.29.95 W/BMS/310-132/UKL/143-5 07-03-97	March 97
27.	Siroi Lamkhai to Khangkhui via Nungshang 0-25 km. (SH: E/W in formation cutting and C/D 0-12.5 km.)	Rs.29.94 W/BMS/310-155/UKL/43-72 25-02-97	March 97
28.	- do - (SH: E/W in formation and C/D from 12.5 to 25 km.)	Rs. 29.94 W/BMS/310-133/UKL/43-5 07-03-97	March 97
29.	C/D bridge over Thoubal River on Siroi Lamkhai to Nungshang 4 Nos. 6 m. span.	Rs.27.20 W/BMS/310-310/UKL/43-43 15-03-97	March 97
<i>UKHRUL DIVISION OTHER DISTRICT ROADS(BMS)</i>			
30.	Nungyar Khamasom Poi Chingai road 0-75 km. (SH: E/W in formation cutting 10-28 km.)	Rs.29.93 W/BMS/310-203/UKL/43-13 01-03-97	20-04-97
31.	C/D Nunghar Khamasom shingling and CP works	Rs.29.94 W/BMS/310-221/UKL/42-13 12-03-97	10-05-97
32.	Gamnuam to Chamu road 0-60km. (SH: in widening to ODR Std. 6.30 - 26km.)	Rs.29.66 W/BMS/310-34/UKL/43-3 12-03-97	10-05-97
33.	- do - - do - 26 - 44 km.	Rs.36.00 W/BMS/310-4/UKL/43 26-02-97	20-07-97

DIX-II -Contd.**INCOMPLETE CAPITAL WORKS COSTING**

As on 31-03-2004

<i>Target Date of Completion</i>	<i>Revised Cost (if any) (Rs. In Lakhs)</i>	<i>Expenditure up to 31-03-98 (Rs. In lakhs)</i>	<i>Remarks</i>
(5) Rs.	(6) Rs.	(7) Rs.	(8)
March 98	-	14.82*	Work in progress
15-05-98	-	3.05*	Shingling 4 km. & 3 culverts Nos. bad.
March 98	-	4.19*	Shingling is in progress
March 98	-	4.01*	Work in progress.
March 98	-	6.34*	Work in progress
March 98	-	3.43*	Work in progress
March 98	-	-	Work in progress
31-03-98	-	12.80*	Work in progress Expenditure as on 10/97
31-03-98	-	4.60*	Work in progress
20-07-97	-	14.02*	Work in progress
30-03-95	-	-	Work in progress

* Information for 2000-2001 to 2003-2004 not received (September 2004)

**APPEN-
STATEMENT OF COMMITMENTS - LIST OF**

Rs. 25 lakhs and above			
<i>Sl.No.</i>	<i>Name of Project</i>	<i>Cost of Work & Sanction Order No. (Rs. In lakhs)</i>	<i>Date of Commencemen t</i>
<i>(1)</i>	<i>(2)</i>	<i>(3)</i>	<i>(4)</i>
34.	- do - - do - 44 - 60 km.	Rs.44.24 W/BMS/310-101/UKL/43-4 29-02-97	10-07-97
<i>BUILDING DIVISION - I</i>			
35.	Construction of compound wall and land Development for the new complex of High Court and Manipur State Legislative Assembly (SH: Land Development)	Rs.77.76	14-12-96
36.	Constn. Of storayed Agriculture Directorate Building at Sanjenthong	Rs.43.30 25/53/90-W 07-03-91	07-02-92
<i>ELECTRICAL DIVISION-III</i>			
37.	Providing IEI in the VIP Gallery for Main Stadium at Khuman Lampak	Rs.55.92 26/111/95-W 22-07-96	18-03-97
38.	Providing IEI in the Public Gallery for Main Stadium at Khuman Lampak	Rs. 32.34 26/110/95-W 19-07-96	18-03-97
<i>BUILDING DIVISION - III</i>			
i) Main Stadium			
	a) Constn. Of VIP Gallery	Rs.935.44 21/111/91-W 31-03-92	13-06-89
	b) Construction of General Gallery on Northern side	- do -	16-09-92
	c) Construction of General Gallery on Eastern side	- do -	16-09-92
	d) Construction of General Gallery on Southern side	- do -	05-07-97
(ii) Main Partition Walls			
	a) Construction of Main partition wall to General Gallery on Northern side	Rs.127.99 26/91/95-W 30-03-96	24-07-96

DIX-II –Contd.**INCOMPLETE CAPITAL WORKS COSTING**

As on 31-03-2004

<i>Target Date of Completion</i>	<i>Revised Cost (if any) (Rs. In Lakhs)</i>	<i>Expenditure up to 31-03-98 (Rs. In lakhs)</i>	<i>Remarks</i>
(5)	(6) Rs.	(7) Rs.	(8)
31-03-95	-	-	- Work in progress
14-06-97	-	2.30*	Not yet started the work due to dispute of land between Manipur Govt. & 30 th A.R.
06-02-97	-	44.31*	90% Completed
13-09-97	-	-	
28-02-98	NG/B(1)/97-98-W 01-10-97 1,999.00	684.39*	Work in progress
28-02-98	- do -	183.93*	Work in progress
28-02-98	- do -	151.55*	Work in progress
28-02-98	- do -	236.99*	Work in progress
28-02-98	- do -	42.96*	Work in progress

* Information for 2000-2001 to 2003-2004 not received (September 2004)

**APPEN-
STATEMENT OF COMMITMENTS - LIST OF**
Rs. 25 lakhs and above

<i>Sl.No.</i>	<i>Name of Project</i>	<i>Cost of Work & Sanction Order No. (Rs. In lakhs)</i>	<i>Date of Commencement</i>
(1)	(2)	(3)	(4)
	b) Construction of Main partition wall to General Gallery on Eastern side	- do -	24-07-96
	c) Construction of Main partition wall to General Gallery on Southern side	- do -	03-06-97
	(iii) Constn. for 8 lane synthetic Track	Rs.273.30 26/89/95-W 21-03-96	10-07-97
	(iv) Constn. Of segregation fencing to the Main play field.	Rs.41.02 26/71/95-W 12-08-96	11-05-97
39.	Synthetic Hockey Field	Rs.355.00	01-08-97
	a) Constn. of Gallery for Astro-turf Hockey Field Gallery on Eastern & Southern side.	26/71/95-W 26-12-95	
	b) Constn. Of Gallery for Astro-turf Hockey Field Gallery on Eastern & Northern side of Astro-turf Hockey Field.	- do -	27-07-96
	ii) Constn. Of Hockey Field (SH: Sub-base constn. Of providing & installation of synthetic Astro-turf).	Rs. 241.63 26/12/95-W 10-10-95	06-12-95
	iii) Constn. Of segregation fencing to Hockey field.	RS.25.45 26/18/96-W 12-08-96	11-05-97
	iv) Constn. Of Practice Hockey Field	Rs.71.46 26/88/95-W 14-03-96	02-08-97
40.	Construction of Cycle Velodrome	Rs. 282.00 8/12/94-YAS/8 20-03-95	24-09-97
41.	Construction of Indoor Stadium	Rs.1044.00 26/119/95-W 30-08-96	14-09-96

DIX-II -Contd.**INCOMPLETE CAPITAL WORKS COSTING**

As on 31-03-2004

<i>Target Date of Completion</i>	<i>Revised Cost (if any) (Rs. In Lakhs)</i>	<i>Expenditure up to 31-03-98 (Rs. In lakhs)</i>	<i>Remarks</i>
(5)	(6)	(7)	(8)
	Rs.	Rs.	
28-02-98	- do -	33.06*	Work in progress
28-02-98	- do -	46.06*	Work in progress
28-02-98	- do -	0.27*	Work in progress
28-02-98	- do -	-	Work in progress
28-02-98	NG/3(2)/97-98-W 01-10-97 777.00	124.77	Work in progress
28-02-98	- do -	175.94	Work in progress
28-02-98	- do -	84.74	Work in progress
28-02-98	- do -	0.52	Work in progress
Completed	- do -	81.89*	Work in progress
31-03-98	NG/B(3)/97-98-W 01-10-97 675.00	210.37*	Work in progress
31-03-98	NG/B(4)/97-98-W 01-10-97 1,195.00	415.83*	Work in progress

* Information for 2000-2001 to 2003-2004 not received (September 2004)

**APPEN-
STATEMENT OF COMMITMENTS - LIST OF**
Rs. 25 lakhs and above

<i>Sl.No.</i>	<i>Name of Project</i>	<i>Cost of Work & Sanction Order No. (Rs. In lakhs)</i>	<i>Date of Commencement</i>
(1)	(2)	(3)	(4)
42.	Construction Of Swimming Pool and Diving Pool	Rs.635.00 26/05/96-W 09-08-96	14-09-96
43.	i)Constn. of Qtrs.,for Coaches & Managers	Rs.66.70 26/13/95-W 27-09-95	15-12-95
	a) Type-IV Qtrs. 4 Units (Double Storey)	- do -	18-12-95
	b) Type -III Qtrs. 4 units (Double Storey)	Rs.144.14 26/24/96-W 07-11-96	07-03-97
	ii) Constn. Of 100 bedded Hostel	Rs.144.00 26/7/96-W 12-08-96	08-06-97
	iii) Constn. Of 4 Nos. of Barrack (30 capacity) 4 Nos. of barrack (15 capacity 8 nos. of watch towers & 8 nos. of kitchens	Rs.287.85 26/19/95-W 26-12-95	12-06-96
44.	i) Constn. Of Internal approach road	- do -	15-04-96
	ii) Constn. Of Type-III & IV Qtr.	Rs.327.25 26/30/95-W 30-03-96	26-09-96
45.	Constn. Of Drainage system for sports complex. (a) <i>Outer drain</i>		
	i) Phase-I	- do -	26-09-96
	ii) Phase-II	- do -	26-09-97
	iii) Phase-III	- do -	26-09-97
	iv) Phase - IV	- do -	26-09-97
	b) <i>Inner drain</i> (I) Phase-I	- do -	28-02-97
	ii) Phase-II	- do -	28-02-97
	iii) Phase- III	- do -	28-02-97
46.	i) Constn. of compound fencing on Northern, Eastern, Southern side of Sports complex.	Rs.106.60 26/25/96-W 07-11-96	20-04-97

DIX-II -Contd.**INCOMPLETE CAPITAL WORKS COSTING**

As on 31-03-2004

<i>Target Date of Completion</i>	<i>Revised Cost (if any) (Rs. In Lakhs)</i>	<i>Expenditure up to 31-03-98 (Rs. In lakhs)</i>	<i>Remarks</i>
(5)	(6) Rs.	(7) Rs.	(8)
15-03-98	NG/B(5)/97-98-W 01-10-97 716.00	227.61*	Work in progress
Completed	NG/B(6)/97-98-W 01-10-97 383.92	69.41*	Work in progress
Completed	- do -	69.41*	Work in progress
31-03-98	- do -	78.39*	Work in progress
31-03-98	- do -	8.56*	Work in progress
31-03-98	...	177.29*	Work in progress
31-03-98	...	5.49*	Work in progress
28-02-98	NG/B(8)/97-98-W 01-10-97 370.00	18.11	Work in progress
28-02-98	- do -	22.47*	Work in progress
28-02-98	- do -	31.42*	Work in progress
28-02-98	- do -	15.80*	Work in progress
26-02-98	- do -	6.79*	Work in progress
26-02-98	- do -	7.31*	Work in progress
26-02-98	- do -	6.06*	Work in progress
31-03-98	NG/B(9)/97-98-W 01-10-97 424.00	-	Work in progress

* Information for 2000-2001 to 2003-2004 not received (September 2004)

**APPEN-
STATEMENT OF COMMITMENTS - LIST OF**
Rs. 25 lakhs and above

<i>Sl.No.</i>	<i>Name of Project</i>	<i>Cost of Work & Sanction Order No. (Rs. In lakhs)</i>	<i>Date of Commencement</i>
(1)	(2)	(3)	(4)
47.	ii) Constn. of Parking & Land Development (a) Parking near type Qtrs.	Rs. 115.00 26/19/96-W 12-08-96	21-09-96
	b) Parking near Tinseed Road	- do -	21-09-96
	c) Parking near VIP Gallery	- do -	21-09-96
48.	Architectural Consultancy	Rs.136.86	12-07-96
	i) Constn. of 400m Running Track i/c. Provision of Cricket field.	26/1/96-W 30-05-96	
<i>CHANDEL DIVISION</i>			
<i>MAJOR DISTRICT ROADS</i>			
49.	Impt. Of Khunutabi to Machi Shangshak road	Rs.35.00 42/63/92-W 31-03-93	24-05-95
<i>C.C.PUR TIPAIMUKH DIVISION-II</i>			
<i>STATE HIGHWAYS</i>			
50.	Impt. Of Chura-Tipaimukh road 0- 261kms. (SH: Rehabilitation)	Rs.134.75 42/51/91-W 18-04-92	December 92
51.	Impt. Of Chura-Tipaimukh road 0- 261kms. (SH: Impt. Of left-out stretches)	Rs.146.08 42/68/92-W 31-03-93	October 93
52.	Impt. Of Chura-Tipaimukh road 0- 261kms. (SH: Strengthening of pavement in left out stretches)	Rs.120.00 42/46/95-W 20-12-95	March 96
53.	Impt. Of Chura-Tipaimukh road 0-261 kms. (SH: Constn. Of R/Wall and Impt. Of bad stretch in between 140-261kms)	Rs.40.89 42/58/96-W 19-03-97	-----
<i>TAMENGLONG DIVISION</i>			
<i>STATE HIGHWAYS (ROADS)</i>			
54.	Impt. Of I.T. Road (SH: Strengthening and P.C. 112-119 kms.)	Rs.32.97 42/54/87-W 14-03-89	23-05-89

DIX-II -Contd.**INCOMPLETE CAPITAL WORKS COSTING**

As on 31-03-2004

<i>Target Date of Completion</i>	<i>Revised Cost (if any) (Rs. In Lakhs)</i>	<i>Expenditure up to 31-03-98 (Rs. In lakhs)</i>	<i>Remarks</i>
(5)	(6) Rs.	(7) Rs.	(8)
31-03-98	- do -	51.44*	Work in progress
31-03-98	- do -	4.35*	Work in progress
31-03-98	- do -	3.61*	Work in progress
31-12-97	- do -	143.22*	Work in progress
March 98	...	37.73*	Revised estimate submitted
March 98	...	43.69*	R.E. being submitted. The figure appearing in Col.7 is only for CTD-II.
March 98	-	48.69*	Revised estimate being submitted. The figure appearing in Col.7 is only for CTD-II.
December 98	-	108.79*	Revised estimate being submitted. The figure appearing in Col.7 is only for CTD-II.
September 98	-	-	
March 99	50.40	34.94*	Revised estimate being submitted.

* Information for 2000-2001 to 2003-2004 not received (September 2004)

**APPEN-
STATEMENT OF COMMITMENTS - LIST OF**

<i>Sl.No.</i>	<i>Name of Project</i>	<i>Rs. 25 lakhs and above</i>	
		<i>Cost of Work & Sanction Order No. (Rs. In lakhs)</i>	<i>Date of Commencement</i>
<i>(1)</i>	<i>(2)</i>	<i>(3)</i>	<i>(4)</i>
55.	Impt. Of I.T. Road (SH: Section-III 72 - 76 miles	Rs.62.65 42/2/79-W 24-03-82	04-03-98
56.	Impt. Of I.T. Road (SH: Constn. Of culvert and line drain 70-117 kms.)	Rs.33.84 42/106/92-W 27-07-92	15-03-96
57.	Impt. Of I.T. Road (SH: Strengthening from 51-20 to 64.50 and 67- 70kms.)	Rs. 48.04 42/80/95-W 27-12-95	14-03-96
58.	Impt. Of I.T. Road (SH: Strengthening from 78 - 84 kms. And 67 - 70 kms.)	Rs.34.29 42/59/96-W 19-03-97	26-11-97
59.	Impt. Of Tamenglong Khongsang road (SH: Rehabilitation of damaged stretches in left out portion)	Rs. 39.76 42/73/97 20-03-97	20-01-98
<i>TAMENGLONG DISTRICT OTHER DISTRICT ROADS (ROADS)</i>			
60.	Impt. Of Tamenglong Khunzao to Khong- zaron 0 - 10 kms (SH: Providing shingling and culverts)	Rs. 29.98 42/1/4/96-W 23-03-97	02-06-97
<i>INTER VILLAGE ROADS (ROADS) TAMEI CONSTITUENCY</i>			
61.	Impt. Of Tamei Kuilong road 0.20 kms. (SH: Constn. Of 900mm dia RCC pipe culverts 75 Nos. and constn. Of Semi pucca bridge 6m. span at 13.184 kms., 8.00 m span at 16.44 km).	Rs.35.83 41/192/94-W 31-03-95	06-03-96
<i>BRIDGES DIVISION STATE HIGHWAYS (BRIDGES)</i>			
62.	Re-constn. Of Yairipok Bridges	Rs.86.53 47/14/88-W 17-02-89	17-08-89
63.	Re-constn. Of Irilbung Bridge	Rs.71.36 43/15/87-W 27-03-88	17-08-89

DIX-II -Contd.
INCOMPLETE CAPITAL WORKS COSTING
 As on 31-03-2004

<i>Target Date of Completion</i>	<i>Revised Cost (if any) (Rs. In Lakhs)</i>	<i>Expenditure up to 31-03-98 (Rs. In lakhs)</i>	<i>Remarks</i>
(5)	(6) Rs.	(7) Rs.	(8)
--	---	65.05*	Work to be closed
December 97	---	34.71*	Work in progress
December 97	---	40.10*	Work in progress
March 99	---	---	Work being awarded
---	---	0.16*	- do -
March 99	---	0.16*	Work in progress
December 97	23.39	--	Work in progress
December 98	-	24.97*	Tender for balance work under scrutiny
December 99	-	129.40*	- do -

* Information for 2000-2001 to 2003-2004 not received (September 2004)

**APPEN-
STATEMENT OF COMMITMENTS - LIST OF**
Rs. 25 lakhs and above

<i>Sl.No.</i>	<i>Name of Project</i>	<i>Cost of Work & Sanction Order No. (Rs. In lakhs)</i>	<i>Date of Commencement</i>
(1)	(2)	(3)	(4)
64.	Re-constn. of Hiyangthang bridge over Nambul river on I.M.I. road.	RS.133.15 17/52/90-W 06-03-91	---
<i>MAJOR DISTRICT ROADS (BRIDGES)</i>			
65.	Rehabilitation of Sekmai bridge	Rs.26.63 17/23/90-W 30-03-91	---
66.	O.D.R. (Bridges) Re-constn. Of Lamlong bridge (SH: Constn. Of Semi-permanent type Bailey Bridge 130 ft. S.S.Type on upstream side of the existing bridge)	Rs.73.57 7/36/95-W 27-03-96	11-07-97
<i>OTHER DISTRICT ROADS (BRIDGES)</i>			
67.	Re-constn. of Heirangoithong bridge opposite to T.S. Paul College	Rs.63.11 7/117/92-W 17-12-93	24-06-97
68.	Re-constn. of Kadirpalli bridge over Turel Ahanbi river (SH: Constn. Of semi-permanent type Bailey bridge 100 ft. DSR)	Rs.35.23 7/43/95-W 07-08-96	08-10-97
<i>INTER VILLAGE ROADS (BRIDGE)</i>			
69.	Re-construction of bridge over Heirok river at Chingdompok	Rs. 42.51 7/25/92-W 03-09-93	---
<i>IMPHAL EAST DIVISION STATE HIGHWAYS (RAODS)</i>			
70.	Impt. Of Imphal Pukhao road 0-7 km. (SH: Heikrumakhong 0-7 km. i/c. line drain for the portion 9-11 km.)	Rs. 34.79 42/109/92-W 31-03-93	16-10-97
71.	Improvement of widening of Shri Shri Govindajee	Rs.28.00 42/35/93-W 26-03-94	05-06-94
72.	Improvement of Checkon road (SH: Widening of 4 lane)	Rs.113.86 42/55/90-W 31-01-91	28-11-91

DIX-II -Contd.**INCOMPLETE CAPITAL WORKS COSTING**

As on 31-03-2004

<i>Target Date of Completion</i>	<i>Revised Cost (if any) (Rs. In Lakhs)</i>	<i>Expenditure up to 31-03-98 (Rs. In lakhs)</i>	<i>Remarks</i>
(5)	(6) Rs.	(7) Rs.	(8)
December 99	-	-	- Tender under scrutiny.
September 99	-	0.05*	Tender to be accepted
November 98	-	61.53*	70% advance payment for Bailey bridge made E/S Bore pile work completed.
December 99	---	4.18*	Bore pile work in progress
December 99	---	1.31*	Work to be completed
December 99	---	---	Tender called
19-08-97	-	55.01*	R/E submitted. Works completed.
30-07-97	-	--	Work completed on 30-7-97
30-11-97	-	67.32*	

* Information for 2000-2001 to 2003-2004 not received (September 2004)

**APPEN-
STATEMENT OF COMMITMENTS - LIST OF**
Rs. 25 lakhs and above

<i>Sl.No.</i>	<i>Name of Project</i>	<i>Cost of Work & Sanction Order No. (Rs. In lakhs) (3)</i>	<i>Date of Commencem ent (4)</i>
(1)	(2)		
	<i>MAJOR DISTRICT ROADS (ROADS)</i>		
73.	Impt. of Andro road 6-18 kms.	Rs.48.70 42/59/90-W 18-02-91	26-02-92
	<i>BRIDGE DIVISION (BMS)</i>		
74.	Constn. Of bridge on Heibongmakhong Lairensajik over Singda river.	Rs.39.51 W/BMS/310-275/IW/10-11 28-02-97	04-12-97
75.	Constn. of Bailey bridge over Nambul river at Taothong	Rs.29.97 W/BMS/310-271/IW/10-9 22-09-97	22-09-97
	<i>HIGHWAYS SOUTH DIVISION STATE HIGHWAYS (RAODS)</i>		
76.	Widening of Imphal Mayang Imphal road to SDL from 4 kms. To 10 kms.	Rs.46.10 42/43/89-W 19-03-97	11-06-97
	<i>MAJOR DISTRICT RAODS (ROADS)</i>		
77.	Impt. Of M.I. Bishnupur road 0-8.50 km. (SH: Widening of raising of road forma- tion from 4 to 8.50 kms. (M.I. side) Construction of Yangoi river and constn. Of 6m. span RCC culvert at 6.96 & 7.10 km. (Balance work)	Rs.92.40 42/105/89-W 30-03-90	07-02-94
	<i>TASK FORCE DIVISION NO-I STATE HIGHWAYS (BRIDGE)</i>		
78.	Conts. of Bailey bridge over Agaki stream at Tamei-Katang	Rs.32.86 7/20/89-W 22-03-90	16-03-95
79.	Constn. Of suspension bridge over Barak river at Tamei-Katang road.	Rs. 83.43 42/119/88-W 10-10-89	19-04-95

DIX-II -Contd.
INCOMPLETE CAPITAL WORKS COSTING

As on 31-03-2004

<i>Target Date of Completion</i>	<i>Revised Cost (if any) (Rs. In Lakhs)</i>	<i>Expenditure up to 31-03-98 (Rs. In lakhs)</i>	<i>Remarks</i>
(5)	(6) Rs.	(7) Rs.	(8)
March 98	-	57.49*	R/E submitted
September 98	-	0.052*	Work started
July 98	-	18.68*	One abutment nearing completion
10-06-98	-	-	Work in progress
06-08-94	-	86.27*	Work in progress
15-06-95	-	56.57*	90% completed, liability to be cleared.
18-04-95	-	103.43*	100% completed. Liability to be cleared.

* Information for 2000-2001 to 2003-2004 not received (September 2004)

**APPEN-
STATEMENT OF COMMITMENTS - LIST OF**
Rs. 25 lakhs and above

Sl.No.	Name of Project	Cost of Work & Sanction Order No. (Rs. In lakhs)	Date of Commencement
(1)	(2)	(3)	(4)
	<i>B.M.S. WORKS (O.D.R.)</i>		
80.	Constn. Of Tamei-Kuilong road (SH: E/W for the portion from 10 km. to 30 kms.)	Rs.27.34 W/BMS/310-189/TML/41-39 07-03-97	26-03-97
81.	Constn. of Tamei-Kuilong road (SH: E/W for the portion from 30 km. to 57 kms.)	Rs.39.79 W/BMS/310-45/TML/41-11 07-03-97	09-09-97
82.	Constn. Of Tamei-Kuilong road (SH: shingling in between 0-15km (SH: shingling from 0-70km to 15km. WBM from 0-70km to 3.50kms.)	Rs.48.70 42/59/90-W 18-02-91	26-02-92
	<i>INTER VILLAGE ROADS</i>		
83.	Constn. of Khumphung to Lamta (SH: E/W in formation cutting from 0-20 kms.)	Rs.38.18 W/BMS/310-141/TML/41-22 07-03-97	26-11-97
84.	Constn. of Khumphung to Lamta (SH: E/W in formation cutting from 20 to 60 kms.)	Rs.47.23 W/BMS/310-158/UK/41-26 28-02-97	21-04-97
85.	Constn. of Haochong to Nurathel (SH: Formation cutting widening of narrow portion IVR Std./ 0-20 kms.)	Rs.38.18 EW/BMS/310-41/41-27 -----	26-03-97
	<i>BUILDING DIVISION NO-II</i>		
86.	Constn. of Western & Eastern block of D.C's Departmental complex at Lamphelpat (SH: Constn. of 1 st floor)	Rs.59.76 26/36/96-W 28-02-97	01-03-97
87.	Constn. of Family Court and Counselling Centre at Lamphelpat (Phase-I)	Rs.43.02 26/45/95-W 27-12-95	09-02-96
88.	Constn. of Manipur House at Salt Lake, Calcutta.	Rs.518.28 26/29/95-W 29-12-95	----

DIX-II -Contd.**INCOMPLETE CAPITAL WORKS COSTING**

As on 31-03-2004

<i>Target Date of Completion</i>	<i>Revised Cost (if any) (Rs. In Lakhs)</i>	<i>Expenditure up to 31-03-98 (Rs. In lakhs)</i>	<i>Remarks</i>
(5)	(6) Rs.	(7) Rs.	(8)
25-04-98	-	--	Work in progress
08-10-98	-	-	Work in progress
20-04-98	-	6.60*	Work in progress
25-04-98	-	3.60*	Work in progress
20-05-98	-	-	Work in progress
25-04-98	-	-	Work in progress
15-08-97	-	41.55*	Work completed
15-08-97	--	41.58*	Work completed.
---	---	7.54*	Work in progress

* Information for 2000-2001 to 2003-2004 not received (September 2004)

**APPEN-
STATEMENT OF COMMITMENTS - LIST OF**
Rs. 25 lakhs and above

Sl.No	Name of Project	Cost of Work & Sanction Order No. (Rs. In lakhs)	Date of Commencement
(1)	(2)	(3)	(4)
<i>BUILDING TASK FORCE</i>			
89.	Beautification of Kangla Moat Phase-IV (SH: Providing Rip-Rap bank protection from PWD Main Gate to North A.O.C. Constn. Of RR steps & improvement of retaining wall at Western side.	Rs. 29.27 42/104/95-W 06-02-96	--
i)	- do - (SH: Providing Rip-Rap bank protection from PWD Main Gate to North A.O.C.)	- do -	---
ii)	- do - (SH: Constn. Of RR masonry step with RCC ring)	- do -	---
iii)	- do - (SH: Constn. Of RR masonry step at Western & Eastern side 2 Nos.)	- do -	---
iv)	- do - (SH: Replacement of retaining wall at Western side)		
<i>JIRIBAM DIVISION</i>			
90.	Impt. of J.T. road 0-2 km (SH: Strengthening the pavement in the selected reaches 20-26 kms.)	Rs.25.83 42/37/92-W 31-03-93	---
91.	Constn. Of Bus Terminus at Jiribam	Rs.71.62 42/69/95-W 28-12-95	---
<i>B.M.D.(ODR) BRIDGES</i>			
92.	Constn. Of bridge over Lakhali river on Dibong Jirimukh road.	Rs.41.89 W/BMS/310-163/jiri/15-14 07-03-97	--
93.	Constn. of 2 Nos. Minor bridge over Darriadhar No.I & II	Rs.26.84 W/BMS/310-245/jiri/15-11 12-03-97	---
<i>CHURACHANDPUR DIVISION STATE HIGHWAYS (ROADS)</i>			
94.	Strengthening of Imphal CCPur Singhat road 50-63 kms. (SH: Widening and strengthening 2 lanes of stretches between 50 to 61.802 kms.)	Rs.116.93 42/4/94 02-09-94	11-03-95

DIX-II -Contd.**INCOMPLETE CAPITAL WORKS COSTING**

As on 31-03-2004

<i>Target Date of Completion</i>	<i>Revised Cost (if any) (Rs. In Lakhs)</i>	<i>Expenditure up to 31-03-98 (Rs. In lakhs)</i>	<i>Remarks</i>
<i>(5) Rs.</i>	<i>(6) Rs.</i>	<i>(7) Rs.</i>	<i>(8)</i>
-	-	17.76*	
--	-	16.05*	
--	-	57.73*	
--	-	31.89*	
--	-	19.40*	
--	--	123.54*	Work in progress

* Information for 2000-2001 to 2003-2004 not received (September 2004)

**APPEN-
STATEMENT OF COMMITMENTS - LIST OF**
Rs. 25 lakhs and above

Sl.No	Name of Project	Cost of Work & Sanction Order No. (Rs. In lakhs)	Date of Commencement
(1)	(2)	(3)	(4)
95.	Impt.of Singhat-Behiang road (SH: Constn.of culvert and metalling balance work)	Rs.128.11 42/154/91-W 31-03-92	06-09-96
96.	Impt.of T/Road (SH: Premix carpetting 43-44km, 45-55km, 57-59 kms.,60-34 km. 62-64 km to 72 km i/c side drain 59 - 63 km. <i>MAJOR DISTRICT ROADS</i>	Rs. 39.50 42/91/90-W 25-02-91	18-02-92
97.	Impt.of CCPur-sugnu road (SH: Strengthening & culverts 5-26kms.)	Rs.99.50 42/10/95-W 28-12-95	18-04-96
98.	Impt.of Chura-Sugnu road (SH: Constn. Of 1m. span slab culvert 16 Nos. & raising of low laying areas 1.4km. ring culverts and line drain 4.95 km. <i>OTHER DISTRICT ROADS</i>	Rs.48.02 42/163/130/90-W 23-03-91	20-07-93
99.	Impt.of Khuga ring road 0-11km. (SH: Shingling & P.C. i/c constn. Of ring culvert) <i>4210-C.O. ON MEDICAL (PLAN)</i>	Rs.28.66 42/158/91-W 31-03-92	06-11-93
100.	Constn.of ANM Training School and Hostel (60 capacity at Chura-Chandpur) <i>4851-C.O. ON VILLAGE & SMALL INDSTRY (PLAN)</i>	Rs.27.36 24/52/96-W 27-03-87	29-04-95
101.	Constn.of Type-II Qtr.8 District 2 Nos. in each district (SH: Constn.of T/II-2 Nos. in Churachandpur) <i>IMPHAL WEST DIVISION STATE HIGHWAYS (PLAN)</i>	Rs.27.36 25/78/91-W 28-08-92	----
102.	Impt.of L/Pat from Watham Leirak to D.C. Office (SH: Raising of formation level)	Rs.28.98 42/37/92-W 26-02-92	04-07-92
103.	Impt.of I.K. road (SH: Strengthening the existing 2 to 8.00 km.)	Rs.45.02 42/82/94-W 26-02-92	15-06-92

DIX-II –Contd.**INCOMPLETE CAPITAL WORKS COSTING**

As on 31-03-2004

<i>Target Date of Completion</i>	<i>Revised Cost (if any) (Rs. In Lakhs)</i>	<i>Expenditure up to 31-03-98 (Rs. In lakhs)</i>	<i>Remarks</i>
<i>(5)</i>	<i>(6)</i>	<i>(7)</i>	<i>(8)</i>
<i>Rs.</i>	<i>Rs.</i>	<i>Rs.</i>	
---	---	131.19*	Work in progress
-	-	60.14*	Work closed liability cleared saving to be used. Impt. of existing bridge at 65.103km. 67.80kms.
--	--	68.25*	Work in progress
--	--	62.85*	Work completed. Liability to be cleared R/E yet to be submitted.
--	---	27.45*	Work in progress
--	50.39 26/102/95-W 30-03-96	53.72*	Work completed liability to be cleared.
--	--	0.006*	Work rescinded and balance work being taken up
--	--	37.86*	Work completed. R/E submitted.
--	-	42.15*	Liability to be cleared

* Information for 2000-2001 to 2003-2004 not received (September 2004)

**APPEN-
STATEMENT OF COMMITMENTS - LIST OF**
Rs. 25 lakhs and above

<i>Sl.No</i>	<i>Name of Project</i>	<i>Cost of Work & Sanction Order No. (Rs. In lakhs)</i>	<i>Date of Commencement</i>
(1)	(2)	(3)	(4)
104.	Urban Bye pass via Langol Housing Complex (SH: Surfacing of bad stretches)	Rs.29.75 42/76/92-W 31-03-93	14-07-93
105.	Impt.of T/Road 6.5km. to 8km. & 9.5 to 11km. (SH: Bituminous macadam).	Rs. 31.50 42/56/90-W 31-03-94	02-02-94
106.	Impt.of I.K. road 0-2km. (SH: Strengthening from 0-1km and providing median)	Rs.26.79 42/82/92-W 31-03-88	03-01-94
107.	Impt.of Nagamapal raod (SH: Strengthening)	Rs.36.02 42/10/93-W 28-02-94	03-03-94
108.	Impt.of Thangmeiband road (SH: Constn. Of service road, retaining wall, parapet wall etc. from Khuyathong junction to Lilashing-Khongnangkhong)	Rs.30.97 42/78/95-W 11-06-96	02-01-96
109.	Impt.of D.I. road (SH: P.C. from Chingmeirong junciton to Singh & Co)	Rs.43.46 42/43/95-W 29-12-95	23-07-96
110.	Impt.of T/Road (SH: P/C from Raj Bhavan to Airport i/c widening from Keishampat to Kwakeithel and media)	Rs.41.75 42/85/95-W 28-12-95	28-04-96
111.	Impt.of T/Road (SH: P.C. from 9.5km. to 28km.) (SH: 9.5 - 11.00km).	Rs.58.49 42/74/95-W 29-12-95	07-02-96
112.	Impt.of IMI road 0-4.0km. (SH: Strengthening widening and P.C.)	Rs.36.04 SSW/AA/96-97/4820 19-02-97	--
<i>B.M.S. WORKS</i>			
113.	Constn.of Lamsang Khonghampat road (BMS)	Rs.30.00 W/BMS/310-146/IW/10-6 10-03-97	16-12-97
114.	Constn.of Heibongpokpi Khoiriphaba road (BMS)	Rs.29.95 W/BMS/310-148/IW/10-8 05-03-97	17-03-97

DIX-II -Contd.**INCOMPLETE CAPITAL WORKS COSTING**

As on 31-03-2004

<i>Target Date of Completion</i>	<i>Revised Cost (if any) (Rs. In Lakhs)</i>	<i>Expenditure up to 31-03-98 (Rs. In lakhs)</i>	<i>Remarks</i>
<i>(5) Rs.</i>	<i>(6) Rs.</i>	<i>(7) Rs.</i>	<i>(8)</i>
--	--	42.68*	Work completed & R/E required.
-	-	32.21*	In progress
--	37.06	38.95*	Work completed
--	--	35.31*	Extra widening to be taken up
--	---	29.95*	Liability to be cleared
--	---	30.12*	Renovation of mending in progress material of P/c. issued
--	45.92	6.86*	- do -
--	--	5.09*	Work being started
--	-	5.92*	Work in progress
--	--	5.07*	Work in progress

* Information for 2000-2001 to 2003-2004 not received (September 2004)

**APPEN-
STATEMENT OF COMMITMENTS - LIST OF**
Rs. 25 lakhs and above

<i>Sl.No</i>	<i>Name of Project</i>	<i>Cost of Work & Sanction Order No. (Rs. In lakhs)</i>	<i>Date of Commencement</i>
(1)	(2)	(3)	(4)
<i>BUILDING DIVISION NO-V</i>			
115.	Impt.of Khuman Palli road connecting Minuthong and Tinseed road.	Rs.61.84 42/2/96-W 30-06-96	----
116.	Impt.of Social Welfare road connecting Tinseed Road to Khuman Palli crossing 1.43kms.	Rs.77.93 42/1/96-W 29-06-96	---
117.	Impt.of Tinseed road from Chingmeirong Khongnang Karak to Khurai Traffic point 0-1.853km. (a) 0-0.976 km. (b) 0-976-1.853 km.	Rs. 79.26 42/04/96-W 26-07-96	---
118.	Impt.of Thangmeiband road from Khoyathong to Chingmeirong Khongnang Karak 0-1.627 km. (SH: Widening to 4 lane standard.)	Rs.40.13 43/3/96-W 26-06-96	---
119.	Re-constn.of Amujao bridge on Tinseed road.	Rs.41.95 7/1/96-W 26-07-96	---
120.	Impt.of Kombirei road 0-2.475 km (SH: E/W in formation, strengthening & constn. of carriageway i/c. filter out of layer & cross Drainage work)	Rs.96.83 42/113/96-W 29-03-97	----
121.	Impt.of Watham Leirak 0-1.791 km (SH: Strengthening i/c constn. of retaining wall, line drain and 1.00 meter span RCC culvert	Rs.35.25 42/114/96-W 29-03-97	----
122.	Impt.of Thangmeiband road 0-1.627 km.	Rs.102.52 42/110/96-W 29-03-97	---
123.	Strengthening of Chekon road (SH: RDS crossing to Minuthong	Rs.33.45 42/108/96-W 29-03-97	----

DIX-II - Contd.
INCOMPLETE CAPITAL WORKS COSTING
 As on 31-03-2004

<i>Target Date of Completion</i>	<i>Revised Cost (if any) (Rs. In Lakhs)</i>	<i>Expenditure up to 31-03-98 (Rs. in lakhs)</i>	<i>Remarks</i>
<i>(5) Rs.</i>	<i>(6) Rs.</i>	<i>(7) Rs.</i>	<i>(8)</i>
--	--	45.85*	
-	-	15.44*	
--	---	86.59*	
--	--	41.26*	
--	---	20.00*	
--	---	---	
--	---	---	
--	--	---	
--	-	---	

* Information for 2000-2001 to 2003-2004 not received (September 2004)

**APPEN-
STATEMENT OF COMMITMENTS - LIST OF**
Rs. 25 lakhs and above

<i>Sl.No</i>	<i>Name of Project</i>	<i>Cost of Work & Sanction Order No. (Rs. In lakhs)</i>	<i>Date of Commencement</i>
(1)	(2)	(3)	(4)
124.	Widening of Porompat road No. 1 (0-3.88 km) (SH: Strengthening and widening, constn. of traffic rotary and constn. of two meter span slab culvert)	Rs.59.18 42/112/96-W 29-03-97	--
125.	Widening Tinseed road 4 lane from Chingmeirong junction to Lamlong (SH: Constn.of Median, strengthening with WBM and premix carpet surface) <i>MAJOR ROAD: 5055-C.O. ON ROAD TRANSPORTS</i>	Rs.95.65 42/111/96-W 29-03-97	----
126.	Constn.of Bus Terminus at Dewlahland (SH: Impt.of Parking area, Bus Bay & line drain). <i>MAJOR HEAD: 4202-C.O. ON EDUCATION, SPORTS, ARTS & CULTURE (PLAN)</i>	Rs. 60.72 42/79/91-W 30-03-92	---
127.	Constn. of Mini Stadium at Hundung (Ukhrul) <i>MAJOR HEAD: 8443-DEPOSIT WORKS</i>	Rs.32.70 26/4/96-W 12-08-96	----
128.	Impt.of INA Memorial complex at Moirang (SH: Constn.of R/Wall)	Rs.29.19 1/29/79-S/SE 23-02-96	---
129.	Impt.of INA Memorial complex at Moirang (SH: Extension of stair case, toilet portion, top foyer, roof treatment i/c roofing, stage, plastic moulded seating arrangements.) <i>SENAPATI DIVISION STATE HIGHWAYS (ROADS)</i>	Rs.61.00 1/29/79-S/SE 14-03-96	---
130.	Impt.of Tadubi Tungjoy Laii Kharasom road 0-60km (SH: Providing WBM & PC 32-42 kms.)	Rs.31.78 42/38/89-W 27-03-89	15-05-89

DIX-II - Contd.**INCOMPLETE CAPITAL WORKS COSTING**

As on 31-03-2004

<i>Target Date of Completion</i>	<i>Revised Cost (if any) (Rs. In Lakhs)</i>	<i>Expenditure up to 31-03-98 (Rs. in lakhs)</i>	<i>Remarks</i>
<i>(5) Rs.</i>	<i>(6) Rs.</i>	<i>(7) Rs.</i>	<i>(8)</i>
--	--	---	
--	--	---	
---	---	17.29*	
---	---	6.66*	
---	---	35.98*	
---	---	--	
14-02-90	---	30.90*	Work closed

* Information for 2000-2001 to 2003-2004 not received (September 2004)

**APPEN-
STATEMENT OF COMMITMENTS - LIST OF
Rs. 25 lakhs and above**

Sl.No	Name of Project	Cost of Work & Sanction Order No. (Rs. In lakhs)	Date of Commencement
(1)	(2)	(3)	(4)
131.	Impt.of Tadubi Tungjoy Laii Kharasom road 0-60km (SH: WBM and PC 22-32 kms)	Rs.31.78 42/26/98-W 29-03-90	03-07-89
132.	Impt.of Ukhrul Tolloi Chingmeikhullen road 35-70 kms. (SH: Providing wearing coat & PC from 57-70 km)	Rs.33.15 42/12/98-W 10-10-89	14-03-91
133.	Impt.of Ukhrul Tolloi Chingmeikhullen road 35-70 kms. (SH: Constn. from 35-57 kms. I/c 2 Nos. of culverts i/c approach road for Ngari bridge)	Rs.55.80 42/63/95-W 26-12-95	11-02-96
<i>STATE HIGHWAYS (BRIDGES)</i>			
134.	Bailey bridge on Ukhrul Tolloi Chingmeikhullen road at 64.09 km (SH: Constn. of 7m span bridge on Vaori stream at 60.836 km)	Rs. 35.07 17/43/90-W 23-02-91	09-07-96
<i>MAJOR DISTRICT ROADS (ROADS)</i>			
135.	Impt.of Maram Purul 0-20 kms. (SH: E/W culverts and shingling)	Rs.94.08 42/3/96-W 09-03-96	20-12-96
<i>OTHER DISTRICT ROADS (BRIDGES)</i>			
136.	Constn.of B/bridge over Makhan river on Maram Purul road (SH: Constn. of abutment, wing wall and retaining wall)	Rs.29.94 7/8/92-W 23-03-93	03-04-96
<i>5055-ROAD TRANSPORT</i>			
137	Bus Terminus at Mao	Rs.34.27 42/97/95-W 03-03-96	11-02-96
<i>OTHER DISTRICT ROADS (ROADS) (BMS)</i>			
138.	Constn.of Phaibung Purul road (SH: E/W in formation cutting from Phaibung to Lakhomei 10km. and widening narrow portion upto Purul) (SH: E/Work)	Rs.29.78 W/BMS/310-252/SPT/57-32 11-03-97	24-03-97

DIX-II - Contd.**INCOMPLETE CAPITAL WORKS COSTING**

As on 31-03-2004

<i>Target Date of Completion</i>	<i>Revised Cost (if any) (Rs. In Lakhs)</i>	<i>Expenditure up to 31-03-98 (Rs. in lakhs)</i>	<i>Remarks</i>
<i>(5) Rs.</i>	<i>(6) Rs.</i>	<i>(7) Rs.</i>	<i>(8)</i>
02-03-90	---	30.98*	Work closed
13-04-97	--	32.76*	Under arbitration case
10-08-98	14.30	60.99*	Work in progress
01-09-98	6.00	39.48*	Work in progress
19-12-98	---	27.24*	Work in progress
02-07-98	---	15.34*	Work in progress
10-08-98	---	30.99*	Work in progress
31-08-98	-	5.98*	Work in progress

* Information for 2000-2001 to 2003-2004 not received (September 2004)

**APPEN-
STATEMENT OF COMMITMENTS - LIST OF
Rs. 25 lakhs and above**

Sl.No	Name of Project	Cost of Work & Sanction Order No. (Rs. In lakhs)	Date of Commencement
(1)	(2)	(3)	(4)
139.	Constn.of Phaibung Karong Purul road (SH: Cross Drainage work in 20-39 kms)	Rs.29.96 W/BMS/310-159/SPT/57-8 05-03-97	22-03-97
140.	Constn.of Phaibung Karong Purul road from Purul to Thingba (SH: Earth work and cross Drainage)	Rs.27.62 W/BMS/310-276/SPT/57-39 11-03-97	24-03-97
<i>INTER VILLAGE ROAD (ROADS) BMS</i>			
141.	I.T. road 8 th miles to Irang via Harup (SH: E/W and cross Drainage)	Rs.29.80 W/BMS/310-244/SPT/57-25 11-03-97	24-03-97
142.	Thonglan Akutpa to Lanchok (SH: E/W and culverts)	Rs.29.65 W/BMS/310-179/SPT/57-11 03-03-97	23-06-97
143.	Senapati Sorbung Kharasom Lakhemei road (SH: E/W from 0-20 kms.)	Rs. 30.00 W/BMS/310-272/SPT/57-36 11-03-97	22-03-97
144.	Senapati Sorbung Kharasom Lakhemei road (SH: E/W from 20- 40 kms)	Rs.30.00 W/BMS/310-277/SPT/57-40 11-03-97	31-05-97
145.	Kachai Thiwa Ngari via Ngari Lishang (SH: E/W and culverts)	Rs.30.00 W/BMS/310-188/SPT/57-12 05-03-97	12-04-97
146.	Senapati Oklong road (SH: cross Drainage and Minor bridge from 0-10 kms)	Rs.39.57 W/BMS/310-3/SPT/57-1 28-03-97	24-03-97
147.	Makhan Chawanmei Mao Pundung up to Tadubi (SH: Cross Drainage works)	Rs.29.74 W/BMS/310-239/SPT/57-20 11-03-97	24-03-97
148.	Makhan Chawanmei Mao Pundung up to Tadubi (SH: E/W in formation cutting)	Rs.25.00 W/BMS/310-129/SPT/57-6 11-03-97	24-03-97

DIX-II – Contd.**INCOMPLETE CAPITAL WORKS COSTING**

As on 31-03-2004

<i>Target Date of Completion</i>	<i>Revised Cost (if any) (Rs. In Lakhs)</i>	<i>Expenditure up to 31-03-98 (Rs. in lakhs)</i>	<i>Remarks</i>
<i>(5) Rs.</i>	<i>(6) Rs.</i>	<i>(7) Rs.</i>	<i>(8)</i>
31-08-98	-	-	Work in progress
31-08-98	---	6.53	Work in progress
31-08-98	---	--	Work in progress
31-08-98	--	--	Work in progress
31-08-98	--	6.00*	Work in progress
31-08-98	---	--	Work in progress
31-08-98	---	--	Work in progress
31-08-98	---	3.0*	Work in progress
31-08-98	---	--	Work in progress
31-08-98	---	3.45*	Work in progress

* Information for 2000-2001 to 2003-2004 not received (September 2004)

**APPEN-
STATEMENT OF COMMITMENTS - LIST OF
Rs. 25 lakhs and above**

<i>Sl.No.</i>	<i>Name of Project</i>	<i>Cost of Work & Sanction Order No. (Rs. In lakhs)</i>	<i>Date of Commencement</i>
(1)	(2)	(3)	(4)
149.	Senapati Thonglan (SH: E/W in left out portion & cross Drainage from Senapati to Thonglan from 0 - 15 km P-I)	Rs.29.98 W/BMS/310-250/SPT/57-30 11-03-97	25-03-97
150.	Mao Potato Farm to Dzuko Valley (SH: E/W in formation cutting from 0 - 20 km (0-19.40 km)	Rs.29.64 W/BMS/310-238/SPT/57-19 11-03-97	25-03-97
151.	- do - - do - (SH: E/W in formation cutting from 20 - 39 kms)	Rs.29.85 W/BMS/310-247/SPT/57-27 01-03-97	07-06-97
152.	Mao ring road (SH: E/W in formation cutting from 0 -20 kms)	Rs.29.85 W/BMS/310-132/SPT/57-6 01-03-97	24-03-97
153.	Saikul Phaibung up to Kharasom	Rs.29.464 W/BMS/310-274/SPT/57-37 11-03-97	22-05-97
<i>INTER VILLAGE ROAD (BRIDGES) BMS</i>			
154.	Constn.of bridge over Barak at Phuba and Kharakkho (21.20m) 70 span	Rs.34.18 W/BMS/310-298/SPT/57-54 04-02-97	21-06-97
155.	Constn.of 8m span bridge 2 Nos. between Makhan to Mao Pundung Tadubi	Rs.27.91 W/BMS/310-289/SPT/57-47 11-03-97	21-08-97
156.	Constn.of bridge over Maja Lok (10m span) on Senapati Oklong road	Rs.31.76 W/BMS/310-292/SPT/57-50 01-03-97	11-09-97
157.	Constn.of bridge 10m span over Iril river in between Ngamzu and Khongdei on Senapati Sorbung Kharasom road.	Rs.34.57 W/BMS/310-290/SPT/57-48 05-03-97	12-08-97
<i>CCPUR DIVISION 5054-C.O. ON ROADS & BRIDGES (PLAN) STATE HIGHWAYS</i>			
158.	Impt.of Chur-Sugnu road (SH: Strengthening and culverts 5-26 kms)	Rs.99.50 42/10/95-W 28-12-95	13-05-96
159.	Impt.of CCPur -Singhat-Behiang road 62-120 km (SH: Premix carpetting between 62-72 km. in bad stretches.)	Rs.39.49 42/63/93-W 19-03-97	16-06-97

DIX-II - Contd.**INCOMPLETE CAPITAL WORKS COSTING**

As on 31-03-2004

<i>Target Date of Completion</i>	<i>Revised Cost (if any) (Rs. In Lakhs)</i>	<i>Expenditure up to 31-03-98 (Rs. in lakhs)</i>	<i>Remarks</i>
(5) Rs.	(6) Rs.	(7) Rs.	(8)
31-08-98	---	2.00*	Work in progress
31-08-98	---	--	Work in progress
31-03-98	--	--	Work in progress
31-08-98	--	--	Work in progress
31-08-98	--	--	Work in progress
31-12-98	---	14.23*	Work in progress Payment made for B/B parts only
31-12-98	--	--	Work in progress
31-12-98	---	13.01	Work in progress Payment of B/B parts
31-03-99	---	14.23	Work in progress - do -
12-11-97	---	109.47*	R/E under preparation
16-06-99	---	10.61*	Work in progress

* Information for 2000-2001 to 2003-2004 not received (September 2004)

**APPEN-
STATEMENT OF COMMITMENTS - LIST OF**
Rs. 25 lakhs and above

Sl.No.	Name of Project	Cost of Work & Sanction Order No. (Rs. In lakhs)	Date of Commencement
(1)	(2)	(3)	(4)
	<i>4210-C.O. ON MEDICAL (PLAN)</i>		
160.	Constn.of Emergency & Casualty block with link corridor for District Hospital at CCPur (SH: Constn. of Southern wing Block P-I).	Rs.94.71 26/60/96-W 23-03-97	30-09-97
	<i>5054-C.O. ON ROADS & BRIDGES(BMS)</i>		
161.	Impt.of Tedim road near Kaprang to Chura -Sugnu road at Mualvaiphei (SH: E/W in widening & culverts).	Rs.65.23 W/BMS/3102-64/CCP/51-6 28-02-97	17-03-97
162.	IVR Singhat to Theigawtang 0-26 km. (SH :E/W in hill cutting, metalling and culverts)	Rs.44.99 W/BMS/310-52/CCP/51-3 10-03-97	22-03-97
163.	Impt.of road from Singhat to Buksau via Allusingtam (SH: E/W in formation cutting metalling & culverts 0-25 km)	Rs.25.37 W/BMS/310-51/CCP/51-2 01-03-97	17-03-97
164.	IVR Songtal- Kangkap road (SH: Widening, metaling & culverts)		27-03-98
165.	Impt.of road from Sagan to Tuining via Samulamlan (SH: E/W in hill cutting metalling and culverts)		06-05-97
	<i>BMS (BRIDGES)</i>		
166.	Constn.of bridge on Singhat-Theigawtang road 2 Nos. (SH: Constn. of 20' span bailey bridges)	Rs.36.04 W/BMS/310-135/CCP/51-29 28-02-97	22-04-97
167.	Constn.of bridge over Songtal-Kangkap road (SH: Constn. of 6m span bailey bridge 2 Nos.)	Rs.30.23 W/BMS/310-135/CCP/51-28 06-03-97	17-03-97
168.	Constn.of bridge over Khuga river along Khuga ring road (SH: Constn. of 150'-0" long bailey bridge)	Rs.102.68 W/BMS/310-213/CCP/51-40 07-03-97	28-04-97
169.	Constn.of bridge on Sangaikot to Khongkhai road 4 Nos. (SH: Constn. of 30"-0" long bailey bridge)	Rs.72.68 W/BMS/310-163/CCP/51-35 10-03-97	30-04-97

DIX-II - Contd.**INCOMPLETE CAPITAL WORKS COSTING**

As on 31-03-2004

<i>Target Date of Completion</i>	<i>Revised Cost (if any) (Rs. In Lakhs)</i>	<i>Expenditure up to 31-03-98 (Rs. in lakhs)</i>	<i>Remarks</i>
(5) Rs.	(6) Rs.	(7) Rs.	(8)
30-09-99	---	25.36*	Work in progress
16-09-98	---	27.52*	Work in progress
21-03-98	--	1.84*	Work in progress
16-03-98	--	8.42*	Work in progress
26-09-98	--	7.61*	Work in progress
05-11-98	---	19.16*	Work in progress
21-04-98	---	28.77*	Work in progress
16-01-98	---	30.03*	Work in progress
27-10-98	---	75.31*	Work in progress
29-10-98	---	54.91*	Work in progress

* Information for 2000-2001 to 2003-2004 not received (September 2004)

**APPEN-
STATEMENT OF COMMITMENTS - LIST OF**
Rs. 25 lakhs and above

<i>Sl.No</i>	<i>Name of Project</i>	<i>Cost of Work & Sanction Order No. (Rs. In lakhs)</i>	<i>Date of Commencement</i>
(1)	(2)	(3)	(4)
<i>TAMENGLONG DIVISION OTHER DISTRICT ROADS (BRIDGES) (BMS)</i>			
170.	Constn.of Langkhong to I.T.Road (SH: C/W works 0-15 kms.)	Rs.35.44 W/BMS/310-1/TML/41-1 04-03-97	07-07-97
171.	Constn.of Langkhong to I.T.Road (SH: C/W works 15-33kms.)	Rs.44.92 W/BMS/310-2/TML/41-2 01-03-97	07-07-97
172.	Constn.of Langkhong to I.T.Road (SH: Shingling from 0 - 16 kms)	Rs.59.10 W/BMS/310-10/TML/41-6 01-03-97	10-03-97
173.	Constn.of Langkhong to I.T. road (SH: shingling from 16-33 kms.)	Rs.61.99 W/BMS/310-11/TML/41-7 01-03-97	10-03-97
174.	Constn.of None Kajinglong road (SH: Culverts and Shingling from 0-10 kms.)	Rs.30.48 W/BMS/310-42/TML/41-8 10-03-97	14-03-97
175.	Constn.of None Kazinglong road (SH: Culverts and shingling from 10-30 kms)	Rs.30.99 W/BMS/310-99/TML/41-42 01-03-97	10-03-97
176.	Constn.of None Kazinglong road (SH: C/D works 10-20 kms)	Rs.30.86 W/BMS/310-12/TML/41-19 10-03-97	14-03-97
177.	Constn.of Tamei Kuilong road (SH: C/D from 10-30 kms.)	Rs.27.34 W/BMS/310-189/TML/41-39 07-03-97	26-03-97
178.	Constn.of Tamei Kuilong road (SH: E/W from 10-30 kms)	Rs.40.30 W/BMS/310-172/TML/41-32 10-03-97	21-04-97
179.	Constn.of Tamei Kuilong road (SH: E/W from 30 - 57 kms)	Rs.39.79 W/BMS/310-45/TML/41-11 07-03-97	08-08-97

DIX-II - Contd.**INCOMPLETE CAPITAL WORKS COSTING**

As on 31-03-2004

<i>Target Date of Completion</i>	<i>Revised Cost (if any) (Rs. In Lakhs)</i>	<i>Expenditure up to 31-03-98 (Rs. in lakhs)</i>	<i>Remarks</i>
<i>(5) Rs.</i>	<i>(6) Rs.</i>	<i>(7) Rs.</i>	<i>(8)</i>
March 99	---	24.45*	Work in progress
March 99	---	3.43*	Work in progress
March 99	--	7.19*	Work in progress
March 99	--	3.25*	Work in progress
March 99	--	16.44*	Work in progress
March 99	--	20.14*	Work in progress
March 99	30.86	5.70*	Work in progress
March 99	27.34	25.78*	Work in progress
March 99	--	-	Work in progress
March 99	--	3.12*	Work in progress

* Information for 2000-2001 to 2003-2004 not received (September 2004)

**APPEN-
STATEMENT OF COMMITMENTS - LIST OF
Rs. 25 lakhs and above**

Sl.No.	Name of Project	Cost of Work & Sanction Order No. (Rs. In lakhs)	Date of Commencement
(1)	(2)	(3)	(4)
180.	Constn.of Tamei Kuilong road. (SH: Shingling in between 0-15 km and WBM from 0.70 to 8.50 kms.)	Rs.30.08 W/BMS/310-44/TML/41-10 05-03-97	21-03-97
181.	Constn. of Tamei Kuilong road (SH: Shingling from 15 - 30 kms.)	Rs.31.68 W/BMS/310-43/TML/41-9 07-03-97	26-06-97
<i>O. D. R. (BRIDGES) (B.M.S.)</i>			
182.	Constn.of bridge across Irang river on Langkhong to I.T. road 360' span.	Rs.166.39 W/BMS/310-166/TML/41-27 11-03-97	14-03-97
183.	Constn.of bridge across Laduki (SH: 26.63 kms (30m.span Agagui river (22.216 kms.) 20m. span on Tamei Kuilong road.	Rs.110.50 W/BMS/310-185/TML/41-36 11-03-97	14-03-97
184.	Constn.of bridge of Tamei Kuilong road at 29.73km (12m. span) & 30.10kms. (9m. span) (SH: Constn.of b/bridge SST of 15m. span at 29.70 kms. & 30.10 kms.)	Rs.29.39 W/BMS/310-187/TML/41-38 05-03-97	07-03-97
<i>I.V.R. ROADS (BMS)</i>			
185.	Constn.of Thangal Tupul road C/D works 0-18 km (SH: Constn.of RCC P/culverts 900mm dia and 3m span culverts.)	Rs.29.20 W/BMS/310-229/TML/41-42 11-03-97	04-09-97
186.	Constn.of Nungba Iran via Longpi (SH: E/W in widening narrow portion between Nungba Longpi & formation cutting Longpi to Bzang)	Rs.42.21 W/BMS/310-112/TML/41-18 28-02-97	17-03-97
187.	Impt.of Nungba Irang via Longpi (SH: Constn. of C/D works between Nungba to Longpi)	Rs.31.70 W/BMS/310-173/TML/41-33 05-03-97	28-08-97
188.	Constn.of Luwanglong Khuno to Awangkhul & Nungnang via Lamlon (SH: E/W in formation cutting)	Rs.37.70 W/BMS/310-149/TML/41-23 10-03-97	19-03-97
189.	Constn.of Hauchong to Nurathel road (SH: E/W in formation cutting 0-10 kms.)	Rs.33.79 W/BMS/310-109/TML/41-15 05-03-97	26-03-97

DIX-II - Contd.**INCOMPLETE CAPITAL WORKS COSTING**

As on 31-03-2004

<i>Target Date of Completion</i>	<i>Revised Cost (if any) (Rs. In Lakhs)</i>	<i>Expenditure up to 31-03-98 (Rs. in lakhs)</i>	<i>Remarks</i>
<i>(5) Rs.</i>	<i>(6) Rs.</i>	<i>(7) Rs.</i>	<i>(8)</i>
March 99	--	21.20*	Work in progress
March 99	--	7.71*	Work in progress
March 99	--	100.37*	Work in progress
March 99	--	74.28*	Work in progress
March 99	--	18.84*	Work in progress
March 99	--	2.12*	Work in progress
March 99	--	20.20*	Work in progress
March 99	--	19.43*	Work in progress
March 99	--	8.78*	Work in progress
March 99	--	6.68*	Work in progress

* Information for 2000-2001 to 2003-2004 not received (September 2004)

**APPEN-
STATEMENT OF COMMITMENTS - LIST OF**
Rs. 25 lakhs and above

<i>Sl.No</i>	<i>Name of Project</i>	<i>Cost of Work & Sanction Order No. (Rs. In lakhs)</i>	<i>Date of Commencement</i>
(1)	(2)	(3)	(4)
190.	Constn.of Keikau to Nurathel road (SH: E/W in formation cutting i/c drain 9-15km)	Rs.25.64 W/BMS/310-100/TML/41-13 01-03-97	10-03-97
191.	Constn. of road from NH- 53 to Atongba	Rs.30.80 W/BMS/310-171/TML/41-31 07-03-97	19-03-97
192.	Constn.of road from None to Marangching upto Pungam (SH: E/W in formation cutting and C/D works)	Rs.31.11 W/BMS/310-151/TML/41-25 05-03-97	19-03-97
193.	Constn.of road from Khunphung to Lamta (SH: E/W in formation cutting from 0-20 kms.)	Rs.38.18 W/BMS/310-141/TML/41-22 07-03-97	26-03-97
194.	Constn. of road from Zunphung to Lamta (SH: E/W in formation cutting from 20 - 50 kms)	Rs.47.23 W/BMS/310-153/TML/41-26 28-02-97	21-04-97
195.	Khungphung to Phakong via Inam 0-40 km (SH: E/W in formation cutting 0-43.23 kms)	Rs.65.02 W/BMS/310-168/TML/41-29 06-03-97	20-03-97
<i>I.V.R. BRIDGES (BMS)</i>			
196.	Constn.of B/Bridge over Iyei river at New Lukhambi on None Haochong road.	Rs.83.36 W/BMS/310-182/TML/41-34 07-03-97	14-03-97
197.	Constn.of B/bridge S/bridge between Bamgajjang to Zailat 400m span.	Rs.179.14 W/BMS/310-167/TML/41-29 07-03-97	14-03-97
198.	Constn.of B/bridge over Irang between Nungnang and Awangkhul 50m (SH: Assembly Erection and Lanching of B/bridge 170' DDR type span)	Rs.98.58 W/BMS/310-186/TML/41-37 07-03-97	14-03-97

DIX-II - Contd.**INCOMPLETE CAPITAL WORKS COSTING**

As on 31-03-2004

<i>Target Date of Completion</i>	<i>Revised Cost (if any) (Rs. In Lakhs)</i>	<i>Expenditure up to 03/97 (Rs. in lakhs)</i>	<i>Remarks</i>
(5) Rs.	(6) Rs.	(7) Rs.	(8)
March 99	--	10.89*	Work in progress
March 99	--	16.68*	Work in progress
March 99	--	21.62*	Work in progress
March 99	38.18	27.85*	Work in progress
March 99	47.23	3.29*	Work in progress
March 99	65.02	6.54*	Work in progress
March 99	--	61.70*	Work in progress
March 99	--	87.01*	Work in progress
March 99	--	69.52*	Work in progress

* Information for 2000-2001 to 2003-2004 not received (September 2004)

**APPEN-
STATEMENT OF COMMITMENTS - LIST OF**
Rs. 25 lakhs and above

<i>Sl.No</i>	<i>Name of Project</i>	<i>Cost of Work & Sanction Order No. (Rs. In lakhs)</i>	<i>Date of Commencement</i>
(1)	(2)	(3)	(4)
<i>CHANDEL DIVISION OTHER DISTRICT ROADS (BMS)</i>			
199.	Constn.of Chakpikarong Mombi road (Phase-I)	Rs.29.43 W/BMS/310-82/CDL/28-15 29-02-97	-----
200.	- do - - do - (Phase-II)	Rs.29.56 W/BMS/310-36/CDL/28-7 01-03-97	----
201.	Constn. of Chandel Vomku road (Phase-II)	Rs.29.64 W/BMS/310-18/CDL/28-4 04-03-97	----
<i>INTER VILLAGE ROADS(BMS)</i>			
202.	Constn.of Heirok to Machi via Karongthel	Rs.29.98 W/BMS/310-141/CDL/28-1 01-03-97	----
203.	Constn. of Tuisem to Machi Gate via Tuinem and Kangoikhullen	Rs.29.50 W/BMS/310-118/CDL/28-26 01-03-97	----
204.	Constn. of Thabikeithel to Sangsak road via Parengtong	RS.29.82 W/BMS/310-93/CDL/28-23 01-03-97	----
<i>STATE CAPITAL PROJECTS</i>			
205.	Constn.of Assembly and High Court Complex at Chingmeirong	(i)Rs. 50.00 No.1/15/95-MAHUD(Project) 27-03-97	19-06-96 (date of deposit by Treasury Challan)
		(ii)Rs. 30.00 No.1/55/95-MAHUD(Project)Pt 22-03-97	31-03-97 (date of deposit by Treasury Challan)

DIX-II - Contd.**INCOMPLETE CAPITAL WORKS COSTING**

As on 31-03-2004

<i>Target Date of Completion</i>	<i>Revised Cost (if any) (Rs. In Lakhs)</i>	<i>Expenditure up to 31-03-98 (7) Rs.</i>	<i>Remarks (8)</i>
<i>(5) Rs.</i>	<i>(6) Rs.</i>		
---	--	--	
---	--	---	
---	--	---	
---	--	---	
---	--	---	
---	--	---	
---	---	2.80*	<i>The work is implemented through the State PWD. The execution of the works has been held up on complex site at Chingmeirong has not been handed over by the A.R. occupying it. The Director of MAHUD has requested the E.E. concerned.</i>
--	--	8.68*	

* Information for 2000-2001 to 2003-2004 not received (September 2004)

**APPEN-
STATEMENT OF COMMITMENTS - LIST OF
Rs. 25 lakhs and above**

<i>Sl.No</i>	<i>Name of Project</i>	<i>Cost of Work & Sanction Order No. (Rs. In lakhs)</i>	<i>Date of Commencement</i>
(1)	(2)	(3)	(4)
206.	Development of Ningthem pukhri	(i)Rs.35.42 No.1/7/94-MAHUD(Project) 02-01-97	31-06-96 (date of deposit by Treasury Challan)
		(ii)Rs.78.43 No.1/7/94-MAHUD(Project) 22-01-97	31-06-96 (date of deposit by Treasury Challan)
207.	RWS Scheme at Keikhu Phase-I	Rs.28.33 No.7/216/97-PHE 31-03-97	01-04-97
208.	- do - at Tellou	Rs.28.65 No.7/217/97-PHE No.31-03-97	01-04-97
209.	Ret. Of Phayeng W/S scheme	Rs.29.84 No.7/215/97-PHE 31-03-97	01-04-97
210.	RWS Scheme at Laphupat Tera	Rs.28.34 No.7/210/97-PHE 31-03-97	01-04-97
211.	Procurement of ITH-5 Drilling -Reg.	Rs.29.28 No.7/218/97-PHE 27-03-97	01-04-97
212.	Reh. Of Langmeidong W/S. Scheme	Rs.29.64 No.7/227/97-PHE 31-03-97	01-04-97
213.	Aug. of Kamjong W/S. Scheme	Rs.82.33 No.7/177/96-PHE 02-01-97	02-01-97
214.	Impt. Of W/s. Scheme at Nungba	Rs.51.31 No.7/207/97-PHE 31-03-97	01-04-97
215.	ARWS Scheme at Sagoltongba	Rs.27.70 No.7/211/97-PHE 31-03-97	01-04-97
216.	RWS Scheme at Kang Samaram	Rs.40.00 No.7/88/87-PHE 23-02-88	01-03-88

DIX-II – Contd.**INCOMPLETE CAPITAL WORKS COSTING**

As on 31-03-2004

<i>Target Date of Completion</i>	<i>Revised Cost (if any) (Rs. In Lakhs)</i>	<i>Expenditure up to 31-03-98</i>	<i>Remarks</i>
(5)	(6) Rs.	(7) Rs.	(8)
---	--		Building Task Force Division, PWD, Manipur to furnished the Financial and Physical progress report in respect of Ningthempukhri has not yet been submitted.
31-03-98	--	7.00*	
01-03-98	--	8.00*	
01-03-99	--	10.00*	
01-03-98	--	25.00*	
01-03-98	--	25.00*	
31-03-98	--	3.00*	
31-03-98	--	29.50*	
31-03-98	--	31.00*	
01-03-99	--	12.00*	
31-03-98	--	15.00*	

* Information for 2000-2001 to 2003-2004 not received (September 2004)

**APPEN-
STATEMENT OF COMMITMENTS - LIST OF**
Rs. 25 lakhs and above

<i>Sl.No</i>	<i>Name of Project</i>	<i>Cost of Work & Sanction Order No. (Rs. In lakhs)</i>	<i>Date of Commencement</i>
(1)	(2)	(3)	(4)
217.	RWS Scheme at Heirok Part-I & Part-II	Rs.38.44 No.7/104/91-PHE 23-03-96	01-04-96
218.	- do - Irum Turel	Rs.28.85 No.7/95/87-PHE 25-03-88	01-04-88
219.	Extn.of Pipe line to Wabagai Kadajit Thingel Leikai & Parts of Tera Urak	Rs.34.12 No.7/94/95-PHE(R-26) 28-03-96	01-04-96
220.	Aug.of W/S Scheme Palel	Rs.41.07 No.7/90/95-PHE 20-02-96	01-03-96
221.	RWS Scheme at Khangabok Phase-III	Rs.26.80 No.Sectt/PHE/92-93/39 22-03-93	01-04-93
222.	- do - Kwakta	Rs.34.20 No.7/47/89-PHE 28-03-90	01-04-96
223.	- do - Wangoo Laikhong Phase-I	Rs.28.69 No.7/42/96-PHE(R-58) 30-03-96	01-04-97
224.	RWS Scheme at Sendra	Rs.45.03 No.7/98/90-PHE 20-03-91	01-04-91
225.	- do - at Tulihal Muslim	Rs.50.00 No.5/68/88-PHE 18-03-89	01-04-89
226.	Extn. Of Pipe line at Leimaching	Rs.26.68 No.7/122/96-PHE 30-03-96	01-04-96
227.	RWS Scheme at Takhel Sanjenbam	Rs.28.32 No.7/37/88-PHE 21-03-89	01-04-89

DIX-II - Contd.**INCOMPLETE CAPITAL WORKS COSTING**

As on 31-03-2004

<i>Target Date of Completion</i>	<i>Revised Cost (if any) (Rs. In Lakhs)</i>	<i>Expenditure up to 31-03-98</i>	<i>Remarks</i>
<i>(5)</i>	<i>(6) Rs.</i>	<i>(7) Rs.</i>	<i>(8)</i>
31-03-98	--	5.00*	
31-03-98	--	3.00*	
31-03-97	--	4.00*	
31-03-97	--	4.00*	
31-03-98	--	2.00*	
31-03-98	--	4.00*	
31-03-98	--	8.00*	
31-03-98	--	0.50*	
01-03-98	--	4.50*	
01-03-98	--	6.00*	
01-03-98	--	4.00*	

* Information for 2000-2001 to 2003-2004 not received (September 2004)

**APPEN-
STATEMENT OF COMMITMENTS - LIST OF**
Rs. 25 lakhs and above

<i>Sl.No</i>	<i>Name of Project</i>	<i>Cost of Work & Sanction Order No. (Rs. In lakhs)</i>	<i>Date of Commencement</i>
(1)	(2)	(3)	(4)
228.	Extn. Of W/S. Scheme at Ningomthong Kitnapanung	Rs.40.40 No.7/108/91-PHE 23-03-92	01-04-92
229.	Impt. Of Kiyamegi Bashikhong	Rs.48.44 No.7/106/96-PHE(R-29) 30-03-96	01-04-98
230.	- do - Lokchao Tenglok Scheme	Rs.41.78 No.7/143/96-PHE(R-59) 30-03-96	01-04-96
231.	Exploration & drilling of tube well in village 100 Nos. (in valley) with mud pump Phase-II	Rs.70.13 No.7/75/89-PHE 31-03-90	01-04-90
232.	ARWS Scheme at Gangapat	Rs.63.27 No.7/123/96-PHE(R-3) 30-03-96	01-04-96
233.	ARWS Scheme at Tairenpokpi, Palangsoi & Atong Khuman	Rs.25.58 No.7/139/96-PHE 30-03-96	01-04-96
234.	Aug. of Mayang Imphal W/S. Scheme	Rs.26.34 No.7/222/97-PHE 31-03-97	02-05-97
<i>W/S MAINTENANCE DIVISION PHED MANIPUR (URBAN)</i>			
235.	Constn. of clear water reservoir at (i) Langzing capacity 1.00 lakh gallons, (ii) Iroisemba capacity 4.00 lakh gallons	Rs.45.00 No.7/73/95-PHE(R-8) 30-03-96	30-03-96
236.	Aug. of Langol Water Supply Scheme	Rs.28.95 No.7/53/95-PHE(U-2) 24-01-96	24-01-96
237.	Constn. of ground sump with pump house & at Bamon leikai near Thumuthong bridge i/c. pipe line.	Rs. 26.20 No.7/95/PHE/95(R-2) 27-03-96	27-03-96
238.	Constn. of Zonal reservoir at Lalambung i/c clear water main capacity 1.00 lakh gallons	Rs.79.34 No.7/180/96(U-3) 06-03-97	06-03-97

DIX-II - Contd.**INCOMPLETE CAPITAL WORKS COSTING**

As on 31-03-2004

<i>Target Date of Completion</i>	<i>Revised Cost (if any) (Rs. In Lakhs)</i>	<i>Expenditure up to 31-03-98</i>	<i>Remarks</i>
(5)	(6) Rs.	(8) Rs.	(9)
01-03-98	--	5.00*	
01-03-98	--	4.00*	
01-03-98	--	3.00*	
01-03-98	--	0.50*	
01-03-98	--	12.70*	
01-03-98	--	15.00*	
01-12-99	--	12.28*	Work in progress
30-03-98	--	20.04* 27.38*	
24-01-98	---	5.85*	
27-03-96	---	44.55*	
06-03-97	---	68.65*	

* Information for 2000-2001 to 2003-2004 not received (September 2004)

**APPEN-
STATEMENT OF COMMITMENTS - LIST OF**
Rs. 25 lakhs and above

<i>Sl.No</i>	<i>Name of Project</i>	<i>Cost of Work & Sanction Order No. (Rs. In lakhs)</i>	<i>Date of Commencement</i>
(1)	(2)	(3)	(4)
239.	Water supply system for the Sports complex at Khuman Lampak	Rs.173.12 No.7/171/86-PHE(U-1) 15-11-96	15-11-96
240.	Constn.of over head reservoir at Khwairamband Bazar Phase-II	Rs.72.65 No.7/190/97-PHE 27-03-97	27-03-97
241.	Improvement of Ningthempukhri over head tank	Rs.25.84 No.7/45/95/PHED(U3) 16-02-96	16-02-96
242.	Aug.of Imphal Water supply tapping of ground water from Potsangbam (SH: Laying of distribution line)	Rs.29.94 No.7/119/96-PHE(U-27) 27-03-96	27-03-96
243.	Replacement of Old & work out pipe i/c. constn. Manovation of crossing etc. (a) Leimakhong to Kangchup (New Water main (b) Kangchup to Imphal (Clear water main)	Rs.80.00 No.7/104/96-PHE(U-21) 30-03-96 Rs.134.92 No.7/75/95-PHE(U-14) 26-03-96	30-03-96 26-03-96
244.	Providing diesel pumpsets (Standly) for important water supply scheme at Imphal water supply system. <i>PROJECT CONSTN. DIVN. (URBAN)</i>	Rs.41.43 No.7/108/96-PHE(U-23) 30-03-96	30-03-96
245.	Constn.of 3 Nos. of overhead tank 1 lakh gallon cap. Each with staging & ground sumps at Imphal	Rs.51.65 No.7/87/84-PHE 18-02-85	18-02-86
246.	Aug.of Porompat water supply scheme (Phase-II)	Rs.264.50 No.7/5/90-PHE 14-03-91	14-03-91
247.	Aug.of Imphal Water supply by tapping of ground water from Potsangbam 1.50mgd (Phase-I)	Rs. 287.00 No.7/26/96-PHE 03-08-96	03-08-96
248.	Aug.of Imphal water supply by tapping of ground water from Potsangbam & Sekmai area (Phase-II) 1.50 mgd.	Rs.320.26 No.7/107/96-PHE(U-22) 25-03-96	Not yet

DIX-II - Contd.**INCOMPLETE CAPITAL WORKS COSTING**

As on 31-03-2004

<i>Target Date of Completion</i>	<i>Revised Cost (if any) (Rs. In Lakhs)</i>	<i>Expenditure up to date 31-03-98</i>	<i>Remarks</i>
(5)	(6) Rs.	(7) Rs.	(8)
31-03-98	253.04	307.01*	
27-03-99	---	13.51*	
16-02-98	---	0.71*	
27-03-96	---	18.29*	
31-03-98	--	12.40*	
26-03-98	--	66.85*	
30-03-98	--	21.19*	
18-02-86	72.80	69.00*	
...	550.00	526.58*	Work in progress
03-08-96	---	285.76*	
...	---	...	Work not yet started

* Information for 2000-2001 to 2003-2004 not received (September 2004)

**APPEN-
STATEMENT OF COMMITMENTS - LIST OF**
Rs. 25 lakhs and above

<i>Sl.No</i>	<i>Name of Project</i>	<i>Cost of Work & Sanction Order No. (Rs. In lakhs)</i>	<i>Date of Commencement</i>
(1)	(2)	(3)	(4)
<i>DRAINAGE & SEWERAGE DIVN. NO.I PHED (URBAN)</i>			
249.	Constn.of Drainage system under Nambol basin Phase-I Stage-II(A)	Rs.73.92 No.7/5/91-PHE 23-05-91	29-05-92
250.	Constn.of Drainage system under Nambol basin Phase-I Stage-II(B)	Rs.48.18 Sectt/PHE/DRG/92-93/5 30-03-96	30-03-96
251.	Constn.of Drainage system under Nambol basin Phase-I Stage-II(C)	Rs.32.38 No.7/62/95-PHE(U-11) 23-03-96	23-03-96
252.	Waishel Basin Phase-I (A)	Rs.85.69 No.7/3/91-PHE 23-05-91	23-05-91
253.	Waishel Basin Phase-Stage-I (B)	Rs.41.37 Sectt/PHE/DRG/92-93/51 30-03-96	30-03-96
254.	Waishel Basin Phase-Stage-I (C)	Rs.25.18 No.7/63/93-PHE(U-12) 20-02-96	20-02-96
255.	Constn.of Low cost latrine (i)Thoubal Town	Rs.37.35 No.7/117/87-PHE 24-03-86	24-03-86
256.	(ii) Nambol	Rs.29.28 No.7/11/89-PHE 28-03-88	28-03-88
<i>DRAINAGE & SEWARAGE DIVN. NO.II PHED (URBAN)</i>			
257.	Implementation of drainage system in Greater Imphal area under Kongba basin stage-I(A)	Rs.64.60 Sectt/PHE/YDS/92-93/35 31-03-93	31-03-93

DIX-II - Contd.**INCOMPLETE CAPITAL WORKS COSTING**

As on 31-03-2004

<i>Target Date of Completion</i>	<i>Revised Cost (if any) (Rs. In Lakhs)</i>	<i>Expenditure up to date 31-03-98</i>	<i>Remarks</i>
(5)	(6) Rs.	(7) Rs.	(8)
29-05-92	...	87.94*	
30-03-99	---	51.51*	
23-03-99	---	13.08*	
23-05-92	---	73.43*	
30-03-99	--	42.36*	
20-02-99	--	10.93*	
24-03-88	--	19.85*	
28-03-90	--	14.52*	
31-03-95	--	99.49*	

* Information for 2000-2001 to 2003-2004 not received (September 2004)

**APPEN-
STATEMENT OF COMMITMENTS - LIST OF
Rs. 25 lakhs and above**

<i>Sl.No</i>	<i>Name of Project</i>	<i>Cost of Work & Sanction Order No. (Rs. In lakhs)</i>	<i>Date of Commencement</i>
(1)	(2)	(3)	(4)
258.	Implementation of drainage system in Greater Imphal area under Kongba basin stage-I(B)	Rs.38.25 Sectt/PHE/RWS/92-93/52 30-03-94	30-03-94
259.	Implementation of drainage system in Greater Imphal area under Kongba basin stage-I/C	Rs.40.85 No.7/64/95-PHE(U-13) 30-03-96	30-03-96
260.	Implementation of Drainage system in Greater Imphal area under Kongba basin stage-I/D	Rs.52.30 No.7/193/97-PHE 31-03-97	31-03-97
261.	Implementation of Drainage system in Greater Imphal area under Imphal basin stage-I(B)	Rs.28.71 Sectt/PHE/RWS/92-93/51 30-03-96	30-03-96
262.	Implementation of Drainage system in Greater Imphal area under Imphal basin stage-I(C)	Rs.30.18 No.7760/95-PHE(U-9) 30-03-96	30-03-96
263.	Implementation of Drainage system in Greater Imphal area under Chandranadi Basin	Rs.42.26 Sectt/PHE/RWS/92-93/49 30-03-96	30-03-96
264.	Director, Education(S) Constn.of 113 Teacher Quarters/ School building under Basic Minimum Services 1996-97	Rs.169.49 No.25(3)/1/97- SE(S)/BMS 27-03-97	From the date of release of fund by the Government
265.	Director, Youths Affairs & Sports, Constn. of VIP Gallery & General Gallery for Sports at Khuman Lampak.	Rs.935.44 No.21/111/93-W 31-03-96	VIP Gallery 06/ 89 General Gal. September '92.
266.	Director, Youth Affairs & Sports, Constn. of Main partition wall to General Gallery.	Rs.127.99 No.26/91/95-W 30-03-96	July 1996
267.	Director, Youth Affairs & Sports, Constn. of 8-lane synthetic tracks.	Rs.273.30 No.26/89/85-W 21-03-96	-----
268.	Director, Youth Affairs & Sports, Constn. of segregation fencing to the Main Play Field.	Rs.41.02 No.26/17/96-W 12-08-96	May 1997

DIX-II - Contd.**INCOMPLETE CAPITAL WORKS COSTING**

As on 31-03-2004

<i>Target Date of Completion</i>	<i>Revised Cost (if any) (Rs. In Lakhs)</i>	<i>Expenditure up to date 31-03-98</i>	<i>Remarks</i>
(5)	(6) Rs.	(7) Rs.	(8)
30-03-97	---	55.96	
30-03-99	---	16.39	
31-03-2000	...	10.11	
30-03-99	---	64.72	
30-03-99	---	11.71	
30-03-98	---	14.89	
Within 3 months from the date of release of fund	Does not arise	Nil	The amt. was deposited to Govt. Acct. 8449-Other Deposits
March 1998	1350.00	1250.97	
September 97	140.73	108.32*	
March 1998	300.63	...	Tender under scrutiny
December 1997	45.12	...	

* Information for 2000-2001 to 2003-2004 not received (September 2004)

**APPEN-
STATEMENT OF COMMITMENTS - LIST OF**
Rs. 25 lakhs and above

<i>Sl.No</i>	<i>Name of Project</i>	<i>Cost of Work & Sanction Order No. (Rs. In lakhs)</i>	<i>Date of Commencement</i>
(1)	(2)	(3)	(4)
269.	Director, Youth Affairs & Sports, Constn. of Gallery for Astroturf Hockey Field	Rs.356.00 No.26/71/95-W -----	July 1996
270.	Director, Youth Affairs & Sports, Constn. of Hockey Field (SH: Sub-base constn. of providing & installation of synthetic Astroturf)	Rs.241.63 No.26/12/95-W 10-10-95	December '95
271.	Director, Youth Affairs & Sports, Constn. of segregation fencing to Hockey Field	Rs.25.45 No.26/18/96-W 12-08-96	-----
272.	Director, Youth Affairs & Sports, Constn. of Practice Hockey Field.	Rs.71.46 No.26/88/95-W 14-03-96	June 1996
273.	Director, Youth Affairs & Sports, Constn. of Quarters for Coaches & Managers	Rs.66.70 No.26/13/95-W 27-04-95	December'95
274.	Director, Youth Affairs & Sports, Constn. of Internal Approach Road.	Rs.287.55 No.26/19/95-W 26-12-95	June 1996
275.	Director, Youth Affairs & Sports, Constn. of Cycle Veleddrome	Rs.282.00 No.8/12/94-YAS 20-03-95	December '95
276.	Director, Education(S), Constn. of Indoor Stadium	Rs.348.00 No.26/55/95-W 27-12-95	September '96
277.	Director, Youth Affairs & Sports, Constn. of Swimming and Diving Pool	Rs.635.00 No.26/5/96-W 09-08-96	September '96
278.	Director, Youth Affairs & Sports, Constn. of 100 bedded Hostel	Rs.144.14 No.26/24/96-W 07-11-96	March 1997
279.	Director, Youth Affairs & Sports, Constn. of Drainage system for sports complex	Rs.327.25 No.26/80/96-W 30-03-96	September '96

DIX-II - Contd.**INCOMPLETE CAPITAL WORKS COSTING**

As on 31-03-2004

<i>Target Date of Completion</i>	<i>Revised Cost (if any) (Rs. In Lakhs)</i>	<i>Expenditure up to date 31-03-98</i>	<i>Remarks</i>
(5)	(6) Rs.	(7) Rs.	(8)
December 1997	381.60	225.60*	
March 1998	265.79	76.98*	
December 1997	28.00	...	Tender under scrutiny
June 1997	78.60	81.34*	
June 1997	73.37	69.41*	
December 1997	316.64	127.52*	
June 1998	310.22	195.09*	80% to be completed during 1997-98
June 1998	1044.00	225.61*	
	No.26/119/95-W		
	30-08-96		
June 1998	699.00	188.85*	
June 1998	157.30	52.20*	
December 1997	370.70	73.33*	

* Information for 2000-2001 to 2003-2004 not received (September 2004)

**APPEN-
STATEMENT OF COMMITMENTS - LIST OF**
Rs. 25 lakhs and above

<i>Sl.No</i>	<i>Name of Project</i>	<i>Cost of Work & Sanction Order No. (Rs. In lakhs)</i>	<i>Date of Commencement</i>
(1)	(2)	(3)	(4)
280.	Director, Youth Affairs & Sports, Constn. of Parking and Land Development	Rs.115.00 No.26/19/96-W 12-08-96	September '96
281.	Director, Youth Affairs & Sports, Constn. of 400M running track i/c. Provision of cricket field.	Rs.136.86 No.26/1/96-W 30-05-96	July 1996
282.	Director, Youth Affairs & Sports, Constn. of 4 Nos. of Barrack (30 cap.) 4 Nos. of barrack (15 cap.) 8 Nos. of Watch Tower & 8 Nos. of Kitchen.	Rs.144.00 No.26/1/96-W 12-08-96	June 1997
283.	Director, Youth Affairs & Sports, Constn. of compound fencing on Northern, Eastern, Southern sides of sports complex.	Rs.106.60 No.26/25/95-W 07-11-96	April 1997
284.	Director, SCERT, Manipur, Kakching DIET - 2 Nos.	Rs.75.28 No.7/16/87-S/SE 31-03-97	November '97
285.	Director, SCERT, Manipur, Churachandpur DIET - 8 Nos.	Rs.49.00 No.7/16/87-S/SE 31-03-97	Inst. Bldg. 1 -6/94, Ladies Hostel 1 - 11/95 Gents' Hostel 1& 5 Qtrs.
286.	Director, SCERT, Manipur, Moirang DIET - 12 Nos.	Rs.98.57 No.4/12/96-FR(1) 07-08-96	February 1997
287.	Director, SCERT, Manipur, Senapati DIET - 13 Nos.	Rs.98.57 No.4/12/96-FR(1) 07-08-96	November '97
288.	Director, SCERT, Manipur, Ukhrul DIET - 13 Nos.	Rs.55.00 No.7/34/96-S/SCERT 12-03-97	- do -
289.	Director, SCERT, Manipur, Tamenglong DIET - 13 Nos.	Rs.55.00 No.7/34/96-S/SCERT 12-03-97	- do -
290.	Director, SCERT, Manipur, Chandel DIET - 13 Nos.	Rs.55.00 No.7/34/96-S/SCERT 12-03-97	- do -

DIX-II - Contd.**INCOMPLETE CAPITAL WORKS COSTING**

As on 31-03-2004

<i>Target Date of Completion</i>	<i>Revised Cost (if any) (Rs. In Lakhs)</i>	<i>Expenditure up to date 31-03-98</i>	<i>Remarks</i>
(5)	(6) Rs.	(7) Rs.	(8)
December 1997	126.50	57.75*	
September 1997	153.00	120.37*	
March 1998	158.00	...	
December 1997	117.26	...	
November 1998	For the incomplete work vide RE of GOI DO. No.F.43-I/93-TE-II Dt. 15-09-94	...	
To start when law & order is settled.	---	...	
1997-1998	The constn. agency has been requested to submit up to date exp. Statement.
Within 1 year from the date of commencement	- do -	...	
- do -	- do -	...	
- do -	- do -	...	
- do -	- do -	...	

* Information for 2000-2001 to 2003-2004 not received (September 2004)

**APPEN-
STATEMENT OF COMMITMENTS - LIST OF**
Rs. 25 lakhs and above

<i>Sl.No</i>	<i>Name of Project</i>	<i>Cost of Work & Sanction Order No. (Rs. In lakhs)</i>	<i>Date of Commencement</i>
(1)	(2)	(3)	(4)
291.	Director, Sericulture Deptt. Constn. of Type Qtr. 1 No. each at Chandel	Rs.36.07 No.26/70/92-W 27-03-92	-----
292.	Director, Sericulture Deptts, Constn. of Type-II Qtr. For Seri (SH: Constn. of T-II 2 Nos. of Thoubal)	Rs.25.43 No.26/78/91-W 27-08-92	-----
293.	Director, Arts & Culture Deptt. Imprv. Of Khongjom War Memorial complex at Khongjom (SH: Constn. of Pedestral & Car Park.	Rs.26.87 No.26/101/95-W 21-03-96	March 1996
294.	Director, Social Welfare Deptt. Constn. of Office building at Khuman Lampak	Rs.31.96 No.26/73/84-W 27-03-84	March 1987
295.	Director, Tourism Deptt. Constn. of Yatri Niwas at Imphal	Rs.35.00 No.3-PYN(4)/96 25-03-96	April 1997
296.	Director, Health Services Constn. of National AIDS Control Cell at Lamphel	Rs.29.70	1996-97
297.	Director, Health Services Constn. of 2 O.T. Unit on the 2 nd Floor at J.N. Hospital, Porompat	Rs.28.00 No.26/48/96-W 20-03-91	1996-97
298.	Director, Health Services, CCPur Dist. - Constn. of Emergency & Casualty Block with link corridor etc. for D.H. at CCPur	Rs.94.71 No.26/60/96-W 29-03-97	1996-97
299.	Director, Health Services Thoubal Dist. - Constn. of Haoreibi Makha Leikai CHC.	Rs.63.76 No.26/11695-W 30-03-96	1996-97
300.	Director, Health Services Ukhrul Dist. Constn. of Kamjong Chassad CHC.	Rs.47.46 No.26/61/96-W 29-03-97	1996-97
301.	TMP, I-E/W (Sh: Constn. of RMC from RD 11 km to 12 kms. i/c. levelling of hill spur from RD 11.27 km 11.87 (Ph-I) for the portion from RD.11 km to 11.54 km.)	Rs.98.08	31-03-1992

DIX-II - Contd.**INCOMPLETE CAPITAL WORKS COSTING**

As on 31-03-2004

<i>Target Date of Completion</i>	<i>Revised Cost (if any) (Rs. In Lakhs)</i>	<i>Expenditure up to date 31-03-98</i>	<i>Remarks</i>
(5)	(6) Rs.	(7) Rs.	(8)
	10.71	0.15*	Not completed
	3.75	2.95*	Not yet completed
	35.00	13.47*	
February 1996	47.27	42.85*	Completed
July 1998	...	15.00*	
...	Agency for constn. was given to PDA & money deposited accordingly during 1996-97 but govt. revised the decision & identified PWD as the Agency
...	30.80	5.94*	Work being taken up
...	104.18	...	Work being taken up
...	70.14	28.43*	Work being taken up
...	52.16	...	Work being taken up
03-09-95	...	92.70*	Work in progress

* Information for 2000-2001 to 2003-2004 not received (September 2004)

**APPEN-
STATEMENT OF COMMITMENTS - LIST OF
Rs. 25 lakhs and above**

<i>Sl.No</i>	<i>Name of Project</i>	<i>Cost of Work & Sanction Order No. (Rs. In lakhs)</i>	<i>Date of Commencement</i>
<i>(1)</i>	<i>(2)</i>	<i>(3)</i>	<i>(4)</i>
302.	TMP, I-E/W (Sh: Constn. of RMC from RD 11 km to 12 kms. i/c. levelling of hill spur from RD 11.27 km 11.87 Phase-II for the portion from RD.11.54 km to 12.00 km.	Rs.78.47 No.ACE/TMP/IFC/TS/91-92/1 28-08-91	04-09-92
303.	TMP, I-E/W work (Sh: Construction of Thoubal RMC from RD.8 km to 9 kms.	Rs.31.97 T/S.17.94 - do - 29-05-91	16-01-92
304.	TMP, F-C/D work (Sh: Constn. of Drainage syphon at RD.9.87 km TRMC) balance work	Rs.45.55 T/S. 19.86 No.Se/SW/TC-II/TA-TS/2/91-92/96 19-07-91	05-01-96
305.	TMP,I-E/W (Sh:- Constn. of TRMC from RD 3 kms. to 5 kms.) Balance work. 3km. to 4 km.	Rs.28.56 T/S.8.85 No.Se/SW/TC-II/TC-TS/88/48 08-12-88	07-05-97
306.	TMP, FCD Works (SH:- Constn. of Drainage syphone at RD-27.112 km) across Umangkhong stream	Rs.33.59 No.Se/TC-II/SW/Vol-4/95-96/314 28-07-95	23-07-96
307.	TMP, I-E/W (Sh: Constn.of Thoubal IMC from RD 26.780 km. to 27.795 kms.)	Rs.32.11 No.CE/I/SSW/TA-TS/3 04-01-93	16-06-93
308.	TMP (Sh:- Constn. of Spillway Intakes & Water conductor System)	Rs.1366.00 No.30/12/79-IMC 21-06-80	27-10-89
309.	Designing, Manufacture, erection, Commissioning of Power component	Rs.551.58 No.30/12/79-IMC 21-06-80	11-07-92
310.	TMP, I-E/W (Sh:- Constn.of TLMC from RD 27.795 to 29.115 km.)	Rs.25.08 No.SE/TC-II.SW/46/Vol-4/92-93/23-A 28-03-92	16-06-93

DIX-II - Contd.
INCOMPLETE CAPITAL WORKS COSTING

As on 31-03-2004

<i>Target Date of Completion</i>	<i>Revised Cost (if any) (Rs. In Lakhs)</i>	<i>Expenditure up to date 31-03-98</i>	<i>Remarks</i>
(5)	(6) Rs.	(7) Rs.	(8)
03-09-95	...	35.51*	Work in progress
14-01-94	...	27.48*	Work in progress
04-01-97	...	13.23*	Work in progress
06-05-98	...	14.58*	Work in progress
...	<i>The work could not be started due to change of design and specification of canal and the work of D/S. at RD 24.418 were also delayed.</i>
15-05-94	<i>The work could not be started due to non-settlement of land dispute and change of canal design.</i>
31-03-2002	5606.55	929.87*	...
10-07-94	...	221.01*	...
15-05-94	<i>The work could not be started due to non-settlement of land dispute and change of canal design.</i>

* Information for 2000-2001 to 2003-2004 not received (September 2004)

**APPEN-
STATEMENT OF COMMITMENTS - LIST OF**
Rs. 25 lakhs and above

<i>Sl.No</i>	<i>Name of Project</i>	<i>Cost of Work & Sanction Order No. (Rs. In lakhs)</i>	<i>Date of Commencement</i>
(1)	(2)	(3)	(4)
311.	TMP, FCD-Works (Sh:- Constn. of Canal syphone at RD 25.818 km. of IMC across Wangjing river	Rs.93.78 No.SE/TC-II/SW/46/93-94/115 09-12-93	02-09-94
312.	TMP: I-E/W (Sh: Constn. of LMC from RD 24.438 km. to 26,870 km.)	Rs.73.00 No.CE/I/SSW/TA-TA/2 04-01-93	-----
313.	(a) Nambul river Flood Control Project Phase-I	Rs.197.00 No.18/16/84-IFC(I) 03-02-92	1992
	(b) Nambul river Flood Control Project Phase-II	Rs.64.00 No.12/46/91-IFC/7 25-03-1992	1992
314.	Wangjing river flood control project	Rs.118.00 No. - do -	1989
315.	Merakhong river flood control project	Rs.116.00 No.18/15/84-IFC 05-11-84	1985
316.	Merakhong river flood control project Phase-II	Rs.64.31 No.12/46/91-IFC/7 25-03-92	1992
317.	FCS of Thoubal river from Umangkhong to Kiyam Makha Leikai 8/0 to 11/0 km.	Rs.430.00 No.12/44/91-IFC(S) 28-03-92	22-07-93
318.	FCS of Sekmai river from barrage site to Wabagai bridge (I-Earth work) Phase-II	Rs.2541.00 No.12/43/91-IFC/4 22-02-92 No.12/43/91-IFC/4 28-03-92	22-07-93
319.	Constn. of Yatriniwas at Imphal	Rs.35.00 No.7-PYN(4)/96 25-03-93	17-04-97

DIX-II - Contd.**INCOMPLETE CAPITAL WORKS COSTING**

As on 31-03-2004

<i>Target Date of Completion</i>	<i>Revised Cost (if any) (Rs. In Lakhs)</i>	<i>Expenditure up to date 31-03-2001</i>	<i>Remarks</i>
(5)	(6) Rs.	(7) Rs.	(8)
In progress	...	10.36*	The work is in progress and completed 40%
In progress	...	1.77*	The work could not be proceeded further due to non-finalisation of land dispute.
2004	1115	259.00	-----
2003	Under preparation	77.00	-----
2003	450 (1996)	273.00	-----
2000	427.50 (1996)	263.18*	-----
2003	723	314.00	
July 1995	...	22.00*	Revised estimate is being prepared.
July 1995	...	3.00*	Revised estimate is being prepared.
One year from the date of award of work	...	15.00*	...

* Information for 2000-2001 to 2003-2004 not received (September 2004)

**APPEN-
STATEMENT OF COMMITMENTS - LIST OF**
Rs. 25 lakhs and above

<i>Sl.No</i>	<i>Name of Project</i>	<i>Cost of Work & Sanction Order No. (Rs. In lakhs)</i>	<i>Date of Commencement</i>
<i>(1)</i>	<i>(2)</i>	<i>(3)</i>	<i>(4)</i>
320.	Constn. of Health Resort at Imphal	Rs.47.90 No.7-PSW(49)/98 29-03-97	17-04-97
321.	Khuga Multipurpose project	Rs.15 crore No.26/4/80-IFC 12-08-80	1983
322.	Dolaithabi Barrage Project	Rs.18 crore No.15/4/94-IFC(Pt) 08-08-92	(I) 03-09-93 (2) 29-11-96
323.	Singda Irrigation Project	Rs.3.75 crore No.11-15(i) (19)/72 I&CAD 09-12-74	1975
324.	SH: 830 -Thoubal Project	Rs. 47.25 Crore No. 12-2(145)/78 I&CAD 01-06-1980	1980-81
325.	SH: 831 Singda Irrigation Project	Rs. 3.75 Crore No.11-15(1)(19)/72 I&CAD 25-07-1980	1975

DIX-II – Contd.**INCOMPLETE CAPITAL WORKS COSTING**

As on 31-03-2004

<i>Target Date of Completion</i>	<i>Revised Cost (if any)</i>	<i>Expenditure up to date 31-03-2001</i>	<i>Remarks</i>
(5)	(6) Rs.	(7) Rs.	(8)
One year from the date of award of work	...	20.00*	...
December 2001	Latest cost Rs.160.00 crores	Rs.1,60.00* crores	Work in progress
December 2004	Rs.52.91 crores	Rs.11.38* crores	Work in progress
2000	Rs.57.69 crore	Rs.56.81* Crores	Work in progress
(i)Barrage Component Completed in 1991	Rs.390.00 Crore	Rs. 188.65 Crores	Partial irrigation benefit accrued since 1991
(ii) Dam & Spillway in 2005			
(i)Irrigation & Water Supply component completed in 1995	Rs 68.14 Crores	Rs. 64.66 Crores	Benefits in terms of irrigations & Water supply are activated since 1995.
(ii) Power component in 2001-02.			

* Information for 2000-2001 to 2003-2004 not received (September 2004)

**APPEN-
STATEMENT OF COMMITMENTS - LIST OF**
Rs. 25 lakhs and above

<i>Sl.No</i>	<i>Name of Project</i>	<i>Cost of Work & Sanction Order No. (Rs. In lakhs)</i>	<i>Date of Commencement</i>
(1)	(2)	(3)	(4)
326.	SH: 832 Khuga Irrigation Project	(i) Rs.15.00 Crores No.20(19)/80 I&CAD 25-07-1980 (ii) Rs.1.23 Crore No.26(19)A/88 28-07-1983	1982-83
327.	SA: Dolaithabi River Irrigation Project	Rs.18.86 Crores No.20(12)/89 I&CAD 11-06-1992	1992
328.	Flood Control Scheme of Waishel Drainage	Rs.0.49 Crores No.12/45/91-IFC/6 23-02-1992	1992

DIX-II - Concl.**INCOMPLETE CAPITAL WORKS COSTING**

As on 31-03-2004

<i>Target Date of Completion</i> (5)	<i>Revised Cost (if any)</i> (6) Rs.	<i>Expenditure up to date 31-03-2001</i> (7) Rs.	<i>Remarks</i> (8)
2003	Rs.160.19	Rs. 123.92 Crores	In Progress
2004	Rs.63.10	Rs. 18.21Crores	In Progress
2003	Rs.196	Rs. 1.04Crores	



© 1994
ALL RIGHTS RESERVED
111

