




Finance Accounts

2002-2003

GOVERNMENT OF MANIPUR



FINANCE ACCOUNTS
2002-2003

GOVERNMENT OF MANIPUR




TABLE OF CONTENTS

	<i>Page(s)</i>
Certificate of the Comptroller and Auditor General of India	(iii)
Introductory	1 - 4
PART - I :SUMMARISED STATEMENTS	
No. 1 - Summary of Transactions	6 - 23
No. 2 - Capital Outlay - Progressive Capital Outlay to end of 2002-2003	24 - 26
No. 3 - Debt Position (i) Statement of Borrowings (ii) Other Obligations (iii) Service of Debt	27 - 30
No. 4 - Loans and Advances by State Government (i) Statement of Loans and Advances (ii) Recoveries in Arrears	31
No. 5 - Guarantees given by the Government for repayment of loans, etc. raised by statutory corporations, local bodies and other institutions.	32 - 33
No. 6 - Cash balances and investments of cash balances	34 - 36
No. 7 - Summary of balances under Consolidated Fund, Contingency Fund and Public Account	37 - 39
PART II - DETAILED ACCOUNTS AND OTHER STATEMENTS.	
A. REVENUE AND EXPENDITURE	
No. 8 - Statement of revenue and expenditure under different heads expressed as a percentage of total revenue/ total expenditure	41 - 44
No. 9 - Statement showing the distribution between Charged and Voted Expenditure	45
No. 10 - Detailed Accounts of Revenue by Minor Heads	46 - 59
No. 11 - Detailed Accounts of Expenditure by Minor Heads	60 - 133
No. 12 - Detailed statement of capital expenditure during and to end of the year 2002-2003	134 - 175

No. 13	- Details of investment of Government in Statutory Corporations, Government Companies, Co-operative banks and Societies etc., up to the end of 2002-2003	176 - 195
No. 14	- Statement showing the capital and other expenditure (other than on revenue account) to end of 2002-2003 and the Principal sources from which funds were provided for that expenditure.	196 - 198
B. DEBT, CONTINGENCY FUND AND PUBLIC ACCOUNT		
No. 15	- Detailed statements of receipts, disbursements and balances under heads of account relating to Debt, Contingency Fund and Public Account.	199 - 211
No. 16	- Detailed statement of Debt and Other interest-bearing Obligations of Government.	212 - 239
No. 17	- Detailed statement of loans and advances made by Government.	240 - 247
No. 18	- Statement showing the details of earmarked balances	248 - 249
Appendix-I:	Statement showing investment of Government as at the end of 1999-2000, 2000-2001, 2001-2002 and 2002-2003 and dividend/ interest received therefrom during those years.	250 - 251
Appendix-II:	Statement of Commitments - List of Incomplete Capital Works Costing Rs. 25 lakhs and above as on 31-03- 2003.	252 - 329


CERTIFICATE OF THE COMPTROLLER AND AUDITOR GENERAL OF INDIA

This compilation containing the Finance Accounts of the Government of Manipur for the year 2002-2003 presents the accounts of the receipts and outgoings of the Government for the year, together with the financial results disclosed by the revenue and capital accounts, the accounts of the public debt and liabilities and assets as worked out from the balances recorded in the accounts. The Appropriation Accounts of the Government for the year for Grants and Charged Appropriations, presented separately, supplement this compilation.

These accounts have been prepared and examined under my direction in accordance with the requirements of the Comptroller and Auditor General's (Duties, Powers and Conditions of Service) Act, 1971. According to the best of my information, as a result of audit of these accounts, the accounts now presented read with the observations in this compilation, are correct statements of receipts and outgoings of the Government of Manipur for the year 2002-2003. Points of interest arising out of the study of these accounts as well as test audit conducted during the year or earlier years are contained in my Report (s) being presented separately for the year 2002-2003, Government of Manipur.

New Delhi,
The

08 DEC 2003



(Vijayendra N. Kaul)
Comptroller and Auditor General of India

INTRODUCTORY

1. The accounts of Government are kept in the following three parts :-

Part I	Consolidated Fund
Part II	Contingency Fund
Part III	Public Account

In Part I namely Consolidated Fund, there are two main divisions, viz :-

- (1) Revenue - consisting of sections for 'Receipt heads (Revenue Account)' and 'Expenditure heads (Revenue Account)'.
- (2) Capital, Public Debt, Loans, etc. - consisting of sections for 'Receipt heads (Capital Account)', 'Expenditure heads (Capital Account)' and 'Public Debt, Loans and Advances, etc'.

The Revenue division deals with the proceeds of taxation and other receipts classed as revenue and the expenditure met therefrom, the net result of which represents the revenue surplus or deficit for the year.

In Capital division, the section 'Receipts Heads (Capital Account)' deals with receipts of capital nature which cannot be applied as a set-off to capital expenditure.

The section 'Expenditure Heads (Capital Account)' deals with expenditure met usually from borrowed funds with the object of increasing concrete assets of a material and permanent character. It also includes receipts of a capital nature intended to be applied as a set off against expenditure.

The section 'Public Debt, Loans and Advances, etc.' comprises loans raised and their repayments by Government such as 'Internal Debt' and 'Loans and Advances' made (and their recoveries) by Government. This section also includes certain special types of heads for transactions relating to 'Appropriation to the Contingency Fund' and 'Inter-State Settlement'.

In Part II, namely Contingency Fund, of the accounts, the transactions connected with the Contingency Fund established under Article 267 of the Constitution of India are recorded.

In Part III, namely Public Account, of the accounts, the transactions relating to 'Debt' (other than those included in Part I), 'Deposits', 'Advances', 'Remittances' and 'Suspense' are recorded. The transactions under 'Debt', 'Deposits' and 'Advances', in this part are those in respect of which Government incurs a liability to repay the moneys received or has a claim to recover the amounts paid, together with the repayments of the former ('Debt' and 'Deposits') and the recoveries of the latter ('Advances'). The transactions relating to 'Remittances' and 'Suspense' in this part embrace all merely adjusting heads under which appear such transactions as remittances of cash between treasuries and currency chests, transfers between different accounting circles, etc. The initial debits or credits to these heads will be cleared eventually by corresponding receipts or payments either within the same circle of account or in another account circle.

2. *Sectors and Heads of Accounts* :- Within each of the sections in Part I mentioned above, the transactions are grouped into sectors such as 'Tax Revenue', 'Non-Tax Revenue' and 'Grants-in-aid and contributions' for the receipt heads (revenue account), and 'General Services', 'Social Services', 'Economic Services' and 'Grants-in-aid and contributions' for expenditure heads. Specific functions or services (such as Education, Sports, Art and Culture, Health and Family Welfare, Water Supply, Sanitation, Housing and Urban Development, etc. in respect of Social Services) are grouped in Sectors for expenditure heads. In Part III (Public Account) also, the transactions are grouped into sectors, such as 'Small Savings', 'Provident Funds', 'Reserve Funds', etc. The Sectors are sub-divided into major heads of account. In some cases, the Sectors are, in addition, sub-divided into sub-sectors before their division into major heads of account.

The major heads are divided into sub-major heads in some cases and minor heads, with a number of subordinate heads, generally known as sub-heads. The sub-heads are further divided into detailed heads. Under each of these heads, the expenditure is shown distributed between charged and voted. Sometimes major heads are also divided into sub-major heads before their further division into minor heads. Apart from the Sectorial and sub-sectorial classification the Major Heads, Sub-Major Heads, Minor Heads, Sub-Heads, Detailed Heads and Object Heads together constitute a six-tier arrangement of the classification structure of the Government Accounts. The major, minor and sub-heads prescribed for the classification of expenditure in the general accounts are not necessarily identical with the Grants, sub-heads and other units of allotments which are adopted by the Governments for Demands for Grants presented to the Parliament or Legislatures but in general a certain degree of correlation is maintained between the Demands for Grants and the Finance Accounts.

The major heads of accounts, falling within the sectors for expenditure heads, generally correspond to functions of Government, while the minor heads, subordinate to them, identify the programmes undertaken to achieve the objectives of the function represented by the major head. The sub-head represents the scheme, the detailed head, the sub-scheme and object head the object level of classification.

3. Coding Pattern

Major Heads :- From 1st April 1987, a four digit Code has been allotted to the major heads, the first digit indicating whether the major head is a Receipt head or Revenue Expenditure head or Capital Expenditure head or a Loan head.

The first digit of code for Revenue Receipt head is either '0' or '1'. Adding 2 to the first digit code of the Revenue Receipt head will give the number allotted to corresponding Revenue Expenditure head; adding another 2, the Capital Expenditure; and another 2, the Loan head of Account. For example, for Crop Husbandry code 0401 represents the Receipt head, 2401 the revenue expenditure head, 4401 Capital Outlay head and 6401 Loan head.

Such a pattern is, however, not relevant for those departments which are not operating Capital/Loan heads of accounts e.g. Department of Supply. In a few cases, where receipt and expenditure are not heavy, certain functions have been combined under a single major head, the functions themselves forming sub-major heads under the Major head.

Sub Major Heads :- A two digit code has been allotted, the code starting from 01 under each Major Head. Where no sub-major head exists it is allotted a Code '00'. The nomenclature 'General' has been allotted Code '80' so that even after further sub-major heads are introduced the Code for 'General' will continue to remain the last one.

Minor Heads :- These have been allotted a three digit code, the codes starting from '001' under each sub major/major head (where there is no sub-major head). Codes from '001' to '100' and few codes '750' to '900' have been reserved for certain standard minor heads. The coding pattern for minor heads has been designed in such a way that in respect of certain minor heads having a common nomenclature under many major/sub-major heads, the same three digit code is adopted as far as possible.

Under this scheme of codification, the receipt major heads (revenue account) are assigned the block numbers from 0020 to 1606, expenditure major heads (revenue account) from 2011 to 3606, expenditure major heads (capital account) from 4046 to 5475, major heads under 'Public Debt' from 6001 to 6004 and those under 'Loans and Advances', 'Inter-State Settlement' and 'Transfer to Contingency Fund' from 6075 to 7999. The code number 4000 has been assigned for Capital receipt major head. The only major head 'Contingency Fund' in Part II 'Contingency Fund' has been assigned the code number 8000. The major heads in the Public Account are assigned the code numbers from 8001 to 8999.

4. The transactions included in these accounts represent mainly the actual cash receipts and disbursements during the financial year April to March as distinguished from amounts due to or from Government during the same period. The cash basis system is, however, not entirely suitable for recording the transactions and presenting the true state of affairs of Government commercial undertakings run on commercial principles. The detailed accounts of this class of undertakings are, therefore, maintained outside the regular accounts in proper commercial form and are subject to test check by the Indian Audit and Accounts Department.

5. The figures of actuals shown in these accounts are net, after taking into account the recoveries, although the Demands for Grants presented to Legislature and the Appropriation Accounts are for gross expenditure and exclude the credits and recoveries which are otherwise taken as reduction of expenditure.

PART - I
SUMMARISED STATEMENTS

Receipts		STATEMENT SUMMARY OF Actuals	
		2001-2002 (2)	2002-2003 (3)
(1)	<i>(In lakhs of Rupees)</i>		
PART I – CONSOLIDATED			
(I) Revenue			
Receipt Heads (Revenue Account)			
A. Tax Revenue			
<i>(a) Taxes on Income and Expenditure</i>			
0020	Corporation Tax	27,58.00	44,94.00
0021	Taxes on Income other than Corptn. Tax	23,80.00	15,92.00
0028	Other Taxes on Income and Expenditure	12,87.02	13,03.78
	Total: (a) Taxes on Income & Expenditure	64,25.02	73,89.78
<i>(b) Taxes on Property and Capital Transactions</i>			
0029	Land Revenue	39.57	82.76
0030	Stamps and Registration Fees	1,48.46	1,89.76
0032	Taxes on Wealth	8.00	7.00
	Total : (b) Taxes on Property and Capital Transactions	1,96.03	2,79.52
<i>(c) Taxes on Commodities and Services</i>			
0037	Customs	33,86.00	47,41.00
0038	Union Excise Duties	53,23.00	72,91.00
0039	State Excise	1,46.48	2,29.03
0040	Sales Tax	29,51.64	43,18.12
0041	Taxes on Vehicles	2,77.42	3,43.60
0042	Taxes on Goods and Passengers	43.71	67.24
0043	Taxes and Duties on Electricity	2,17.17	0.37
0044	Service Tax	2,63.00	5,47.00
0045	Other Taxes & Duties on Commodities and Services	85.51	1,21.42
	Total : (c) Taxes on Commodities and Services	1,26,93.93	1,76,58.78
	Total : A. Tax Revenue	1,93,14.98	2,53,28.08
B. Non-Tax Revenue			
<i>(a) Fiscal Services</i>			
0047	Other Fiscal Services
	Total : (a) Fiscal Services
<i>(b) Interest Receipts, Dividends and Profits</i>			
0049	Interest Receipts	1,00.44	60.62
0050	Dividends and Profits	0.09	1.40
	Total : (b) Interest Receipts, Dividends and Profits	1,00.53	62.02

**NO. 1
TRANSACTIONS**

(1)	Disbursement	Actuals	
		2001-2002 (2)	2002-2003 (3)
<i>(In lakhs of Rupees)</i>			
FUND			
Expenditure Heads (Revenue Account)			
A. General Services			
<i>(a) Organs of State</i>			
2011	Parliament/ State/ Union Territory Legislatures	5,21.97	6,02.94
2012	President, Vice-President/ Governor/ Administrator of Union Territories	1,00.89	1,09.62
2013	Council of Ministers	1,19.54	1,95.51
2014	Administration of Justice	4,55.03	3,79.90
2015	Elections	6,49.33	3,23.19
	Total : <i>(a) Organs of State</i>	<u>18,46.76</u>	<u>16,11.16</u>
<i>(b) Fiscal Services</i>			
<i>(ii) Collection of Taxes on Property and Capital Transactions</i>			
2029	Land Revenue	9,33.03	9,38.65
2030	Stamps and Registration	49.04	49.02
	Total : <i>(ii) Collection of Taxes on Property and Capital Transactions</i>	<u>9,82.07</u>	<u>9,87.67</u>
<i>(iii) Collection of Taxes on Commodities and Services</i>			
2039	State Excise	1,40.29	1,32.71
2040	Sales Tax	1,57.16	1,34.75
2041	Taxes on Vehicles	1,65.07	1,63.70
2045	Other Taxes and Duties on Commodities and Services	26.46	6.40
	Total : <i>(iii) Collection of Taxes on Commodities and Services</i>	<u>4,88.98</u>	<u>4,37.56</u>
<i>(iv) Other Fiscal Services</i>			
2047	Other Fiscal Services	58.65	52.89
	Total : <i>(iv) Other Fiscal Services</i>	<u>58.65</u>	<u>52.89</u>
	Total : <i>(b) Fiscal Services</i>	<u>15,29.70</u>	<u>14,78.12</u>

Receipts		STATEMENT SUMMARY OF Actuals	
(1)	2001-2002 (2)	2002-2003 (3)	
<i>(In lakhs of Rupees)</i>			
PART I – CONSOLIDATED			(I) Revenue
Receipt Heads (Revenue Account) - <i>Contd.</i>			
B. Non-Tax Revenue - Contd.			
<i>(c) Other Non-Tax Revenue</i>			
<i>(i) General Services</i>			
0051	Public Service Commission	1.00	0.43
0055	Police	59.00	55.86
0056	Jails	0.88	.07
0058	Stationery and Printing	8.86	27.54
0059	Public Works	1.22.82	3,17.69
0070	Other Administrative Services	1.19.78	49.45
0071	Contributions and Recoveries towards Pension and Other Retirement Benefits	21.19	20.90
0075	Miscellaneous General Services	4.76	1,58.87
Total : <i>(i) General Services</i>		3,38.29	6,30.81
<i>(ii) Social Services</i>			
0202	Education, Sports, Art and Culture	1,03.13	1,12.76
0210	Medical and Public Health	31.93	34.20
0211	Family Welfare	2.70	1.11
0215	Water Supply and Sanitation	66.81	1,42.71
0216	Housing	99.79	75.28
0217	Urban Development	...	0.01
0220	Information and Publicity	0.35	0.75
0230	Labour and Employment	2.48	3.04
0235	Social Security and Welfare	2.49	0.86
0250	Other Social Services	0.22	0.64
Total : <i>(ii) Social Services</i>		3,09.90	3,71.36

**NO. 1
TRANSACTIONS**

(1)	Disbursement	Actuals	
		2001-2002 (2)	2002-2003 (3)
<i>(In lakhs of Rupees)</i>			
FUND -Contd.			
<i>Contd.</i>			
Expenditure Heads (Revenue Account) - <i>Contd.</i>			
A. General Services - Concl'd.			
<i>(c) Interest Payments and Servicing of Debt</i>			
2049	Interest Payments	1,91,40.74	2,54,67.89
Total : <i>(c) Interest Payments and Servicing of Debt.</i>		<u>1,91,40.74</u>	<u>2,54,67.89</u>
<i>(d) Administrative Services</i>			
2051	Public Service Commission	89.27	87.28
2052	Secretariat - General Services	12,34.56	13,95.30
2053	District Administration	9,49.08	9,33.96
2054	Treasury Accounts and Administration	3,37.21	3,14.34
2055	Police	1,37,80.58	1,35,07.66
2056	Jails	4,37.45	4,47.46
2058	Stationery and Printing	2,32.24	1,98.08
2059	Public Works	15,61.15	13,33.66
2070	Other Administrative Services	10,40.80	15,05.50
Total : <i>(d) Administrative Services</i>		<u>1,96,62.34</u>	<u>1,97,23.24</u>
<i>(e) Pensions and Miscellaneous General Services</i>			
2071	Pensions & Other Retirement Benefits	1,40,12.16	1,67,35.70
2075	Miscellaneous General Services	42.85	42.77
Total : <i>(e) Pensions and Miscellaneous General Services</i>		<u>1,40,55.01</u>	<u>1,67,78.47</u>
Total : A. General Services		<u>5,62,34.55</u>	<u>6,50,58.88</u>

Receipts (1)	STATEMENT SUMMARY OF Actuals		
	2001-2002 (2)	2002-2003 (3)	
<i>(In lakhs of Rupees)</i>			
PART I - CONSOLIDATED			
(I) Revenue			
Receipt Heads (Revenue Account) - <i>Contd.</i>			
B. Non-Tax Revenue - Concl'd.			
<i>(c) Other Non-Tax Revenue - Concl'd.</i>			
<i>(iii) Economic Services</i>			
0401	Crop Husbandry	2.62	7.67
0403	Animal Husbandry	7.39	8.16
0404	Dairy Development	3.40	3.85
0405	Fisheries	3.62	7.90
0406	Forestry and Wild Life	75.28	81.16
0408	Food Storage and Warehousing	8.36	0.11
0425	Co-operation	3.93	42.09
0435	Other Agricultural Programme	...	0.05
0515	Other Rural Development Programmes	0.01	...
0701	Major and Medium Irrigation	30.63	24.22
0702	Minor Irrigation	0.29	2.24
0801	Power	19,72.83	43,90.52
0810	Non-Conventional Sources of Energy	0.21	...
0851	Village and Small Industries	10.00	7.77
0852	Industries	0.02	0.02
0853	Non-ferrous Mining & metallurgical Industries	01.46	0.81
0875	Other Industries	...	0.03
1054	Roads and Bridges	0.18	1.56
1425	Other Scientific Research	0.18	0.02
1452	Tourism	0.71	0.55
1475	Other General Economic Services	2.94	5.69
Total : <i>(iii) Economic Services</i>		<u>21,24.06</u>	<u>45,84.42</u>
Total : <i>(c) Other Non-Tax Revenue</i>		<u>27,72.25</u>	<u>55,86.59</u>
Total : B. Non-Tax Revenue		<u>28,72.78</u>	<u>56,48.61</u>

**NO. 1
TRANSACTIONS**

(1)	Disbursement	Actuals	
		2001-2002 (2)	2002-2003 (3)
<i>(In lakhs of Rupees)</i>			
FUND -Contd.			
Contd.			
Expenditure Heads (Revenue Account) -Contd.			
B. Social Services			
<i>(a) Education, Sports, Art and Culture</i>			
2202	General Education	2,73,89.24	2,66,99.80
2203	Technical Education	3,07.80	2,50.98
2204	Sports and Youth Services	7,92.32	9,15.68
2205	Art and Culture	4,16.23	5,55.43
Total : (a) Education, Sports, Art and Culture		2,89,05.59	2,84,21.89
<i>(b) Health and Family Welfare</i>			
2210	Medical and Public Health	58,78.84	50,57.82
2211	Family Welfare	10,40.65	9,11.25
Total : (b) Health & Family Welfare		69,19.49	59,69.07
<i>(c) Water Supply, Sanitation, Housing and Urban Development</i>			
2215	Water Supply and Sanitation	11,27.63	36,02.44
2216	Housing	2,43.87	4,92.14
2217	Urban Development	9,93.05	7,40.96
Total : (c) Water Supply, Sanitation, Housing & Urban Development		23,64.55	48,35.54
<i>(d) Information and Broadcasting</i>			
2220	Information and Publicity	1,87.06	1,75.47
Total : (d) Information & Broadcasting		1,87.06	1,75.47
<i>(e) Welfare of Scheduled Castes, Scheduled Tribes and Other Backward Classes</i>			
2225	Welfare of Scheduled Castes, Scheduled Tribes and Other Backward Classes	32,45.05	31,53.76
Total : (e) Welfare of Scheduled Castes, Scheduled Tribes and Other Backward Classes		32,45.05	31,53.76

Receipts		STATEMENT SUMMARY OF Actuals	
		2001-2002 (2)	2002-2003 (3)
(1)		<i>(In lakhs of Rupees)</i>	
PART I – CONSOLIDATED (I) Revenue			
Receipt Heads (Revenue Account) - <i>Concl'd.</i>			
C. Grants-In-Aid and Contributions			
1601	Grants-In-Aid from Central Government	9,54,90.12	10,18,21.92
Total :C Grants-in-Aid and Contributions		<u>9,54,90.12</u>	<u>10,18,21.92</u>
Total : Receipt Heads (Revenue Account)		11,76,77.88	<u>13,27,98.61</u>

**NO. 1
TRANSACTIONS**

(1)	Disbursement	Actuals	
		2001-2002 (2)	2002-2003 (3)
<i>(In lakhs of Rupees)</i>			
FUND -Contd.			
<i>Contd.</i>			
Expenditure Heads (Revenue Account) - <i>Contd.</i>			
B. Social Services - Concl'd.			
<i>(f) Labour and Labour Welfare</i>			
2230	Labour and Employment	3,56.70	3,50.96
	Total : <i>(f) Labour and Labour Welfare</i>	<u>3,56.70</u>	<u>3,50.96</u>
 <i>(g) Social Welfare and Nutrition</i>			
2235	Social Security Services	22,68.46	26,21.90
2236	Nutrition	3,69.80	1,70.49
2245	Relief on account of Natural Calamities	...	1,17.00
	Total : <i>(g) Social Welfare and Nutrition</i>	<u>26,38.26</u>	<u>29,09.39</u>
 <i>(h) Others</i>			
2250	Other Social Services	1,28.41	65.20
2251	Secretariat - Social Services	2,71.45	2,62.00
	Total : <i>(h) Others</i>	<u>3,99.86</u>	<u>3,27.20</u>
	Total : B. Social Services	<u>4,50,16.56</u>	<u>4,61,43.28</u>
 C. Economic Services			
<i>(a) Agriculture and Allied Activities</i>			
2401	Crop Husbandry	25,66.87	21,47.77
2402	Soil and Water Conservation	7,55.52	9,46.17
2403	Animal Husbandry	20,55.41	18,60.46
2404	Dairy Development	50.48	45.47
2405	Fisheries	8,82.25	8,38.46
2406	Forestry and Wild Life	15,06.56	12,79.63
2407	Plantations	02.00	0.37
2408	Food Storage and Warehousing	3,94.67	3,51.78
2415	Agricultural Research and Education	1,39.18	1,19.39
2425	Co-operation	7,65.21	6,02.16
2435	Other Agricultural Programme	0.10	...
	Total : <i>(a) Agriculture & Allied Activities</i>	<u>91,18.25</u>	<u>81,91.66</u>

Receipts		STATEMENT SUMMARY OF Actuals	
		2001-2002 (2)	2002-2003 (3)
(1)			

(In lakhs of Rupees)

**PART I - CONSOLIDATED
(I) Revenue**

**NO. 1
TRANSACTIONS**

(1)	Disbursement	Actuals	
		2001-2002 (2)	2002-2003 (3)
<i>(In lakhs of Rupees)</i>			
FUND -Contd.:			
<i>Contd.</i>			
Expenditure Heads (Revenue Account) - <i>Contd.</i>			
C. Economic Services - Contd.			
<i>(b) Rural Development</i>			
2501	Special Programmes for Rural Development	40.56	2,11.70
2505	Rural Employment	13,44.93	9,03.00
2515	Other Rural Development Programmes	14,17.31	10,06.40
	Total : <i>(b) Rural Development</i>	<u>28,02.80</u>	<u>21,21.10</u>
<i>(c) Special Areas Programmes</i>			
2552	North Eastern Areas	21.68	66.80
	Total : <i>(c) Special Areas Programmes</i>	<u>21.68</u>	<u>66.80</u>
<i>(d) Irrigation and Flood Control</i>			
2701	Major and Medium Irrigation	5,33.19	15,21.90
2702	Minor Irrigation	6,26.27	6,60.26
2705	Command Area Development	2,99.73	2,17.34
2711	Flood Control and Drainage	7,22.97	6,26.59
	Total : <i>(d) Irrigation and Flood Control</i>	<u>21,82.16</u>	<u>30,26.09</u>
<i>(e) Energy</i>			
2801	Power	98,59.09	86,08.91
2810	Non-Conventional Sources of Energy	80.25	47.38
	Total : <i>(e) Energy</i>	<u>99,39.34</u>	<u>86,56.29</u>
<i>(f) Industry and Minerals</i>			
2851	Village and Small Industries	27,08.83	22,68.42
2852	Industries	58.22	52.81
2853	Non-Ferrous Mining and Metallurgical Industries	1,01.87	1,14.88
	Total : <i>(f) Industry and Minerals</i>	<u>28,68.92</u>	<u>24,36.11</u>
<i>(g) Transport</i>			
3054	Roads and Bridges	29,39.44	41,71.86
3055	Transport	24.97	...
	Total : <i>(g) Transport</i>	<u>29,64.41</u>	<u>41,71.86</u>

**STATEMENT
SUMMARY OF
Actuals**

Receipts	2001-2002	2002-2003
(1)	(2)	(3)
	<i>(In lakhs of Rupees)</i>	
	PART I – CONSOLIDATED	
	(I) Revenue	

(2) Capital, Public Debt, Loans etc.

E. Public Debt		
6003 Internal Debt of the State Government	16,09,49.32	14,07,70.28
6004 Loans and Advances from the Central Government	<u>5,04,20.10</u>	<u>10,24,94.52</u>
Total : E. Public Debt	<u>21,13,69.42</u>	<u>24,32,64.80</u>
F. Loans and Advances		
Recoveries of Loans and Advances	<u>46.70</u>	<u>46.80</u>
Total : F. Loans and Advances	<u>46.70</u>	<u>46.80</u>
Total : Consolidated Fund	<u>32,90,94.00</u>	<u>37,61,10.21</u>

**NO. 1
TRANSACTIONS**

(1)	Disbursement		Actuals	
	2001-2002	2002-2003	(2)	(3)
	(In lakhs of Rupees)			
FUND -Concl'd.				
Concl'd.				
Expenditure Heads (Revenue Account) -Concl'd.				
C. Economic Services - Concl'd.				
<i>(i) Science, Technology and Environment</i>				
3425	Other Scientific Research	71.36	1,85.10	
3435	Ecology and Environment	69.69	86.33	
Total : <i>(i) Science, Technology and Environment</i>		1,41.05	2,71.43	
<i>(j) General Economic Services</i>				
3451	Secretariat - Economic Services	17,67.95	7,38.27	
3452	Tourism	1,26.72	1,31.27	
3454	Census Surveys and Statistics	4,89.44	3,82.23	
3475	Other General Economic Services	1,21.80	1,15.29	
Total : <i>(j) General Economic Services</i>		25,05.91	13,67.06	
Total : C. Economic Services		3,25,44.52	3,03,08.40	
Total : Expenditure Heads (Revenue Account)		13,37,95.63	14,15,10.56	
Revenue Surplus(+)/Deficit(-)		(-) 1,61,17.75	(-) 87,11.95	
(2) Capital, Public Debt, Loans etc.				
Expenditure Heads (Capital Account)				
<i>(Figures for each Major head are given in Statement No. 2)</i>				
		1,75,46.47	1,60,70.52	
E. Public Debt				
6003	Internal Debt of the State Government	14,65,52.20	17,65,98.50	
6004	Loans and Advances from the Central Government.	5,92,49.37	5,77,85.12	
Total : E. Public Debt.		20,58,01.57	23,43,83.62	
F. Loans and Advances				
Loans and Advances		4,13.92	1,55.25	
Total : F. Loans and Advances		4,13.92	1,55.25	
Total : Consolidated Fund		35,75,57.59	39,21,19.95	

Receipts (1)	STATEMENT SUMMARY OF Actuals	
	2001-2002 (2)	2002-2003 (3)
	<i>(In lakhs of Rupees)</i>	
PART III - PUBLIC		
I. Small Savings, Provident Funds, etc ^(B)	1,45,26.34	1,18,18.53
J. Reserve Funds ^(C)		
Reserve Funds not bearing Interest	...	1,17.00
K. Deposits and Advances ^(C)		
Deposits bearing interest
Deposits not bearing Interest	43,24.50	25,93.66
Advances	2,05.72	80.53
L. Suspense and Miscellaneous ^(C)	(-) 4,24,16.85	1,47,79.67
M. Remittances ^(C)	3,83,05.04	4,21,34.83
Total : Public Account	<u>1,49,44.75</u>	<u>7,15,24.22</u>
Total : Receipts	<u>34,40,38.75</u>	<u>44,76,34.43</u>
Opening Cash Balance :	<u>2,25,39.71</u>	<u>(-) 1,71,84.63</u>
Grand Total :	<u>36,65,78.46</u>	<u>43,04,49.80</u>

^(B) A more detailed account is given in Statement No. 16

^(C) A more detailed account is given in Statement No. 15

**NO. 1
TRANSACTIONS**

(1)	Disbursement		Actuals	
	2001-2002 (2)	2002-2003 (3)	2001-2002 (2)	2002-2003 (3)
	<i>(In lakhs of Rupees)</i>			
ACCOUNT				
I. Small Savings, Provident Funds, etc ^(B)	1,03,96.15		1,65,65.24	
J. Reserve Funds ^(C)				
Reserve Funds not bearing Interest	...		0.50	
K. Deposits and Advances ^(C)				
Deposits bearing Interest	...(-) 0.10		...	
Deposits not bearing Interest	35,34.24		41,42.81	
Advances	2,05.82		80.52	
L. Suspense and Miscellaneous ^(C)	(-) 2,22,10.08		66,38.82	
M. Remittances ^(C)	3,42,79.46		4,45,04.08	
Total : Public Account	<u>2,62,05.49</u>		<u>7,19,31.97</u>	
Total : Disbursements	<u>38,37,63.08</u>		<u>46,40,51.92</u>	
Closing Cash Balance :	<u>(-) 1,71,84.62</u>		<u>(-) 3,36,02.12</u>	
Grand Total :	<u>36,65,78.46</u>		<u>43,04,49.80</u>	

^(B) A more detailed account is given in Statement No. 16

^(C) A more detailed account is given in Statement No. 15

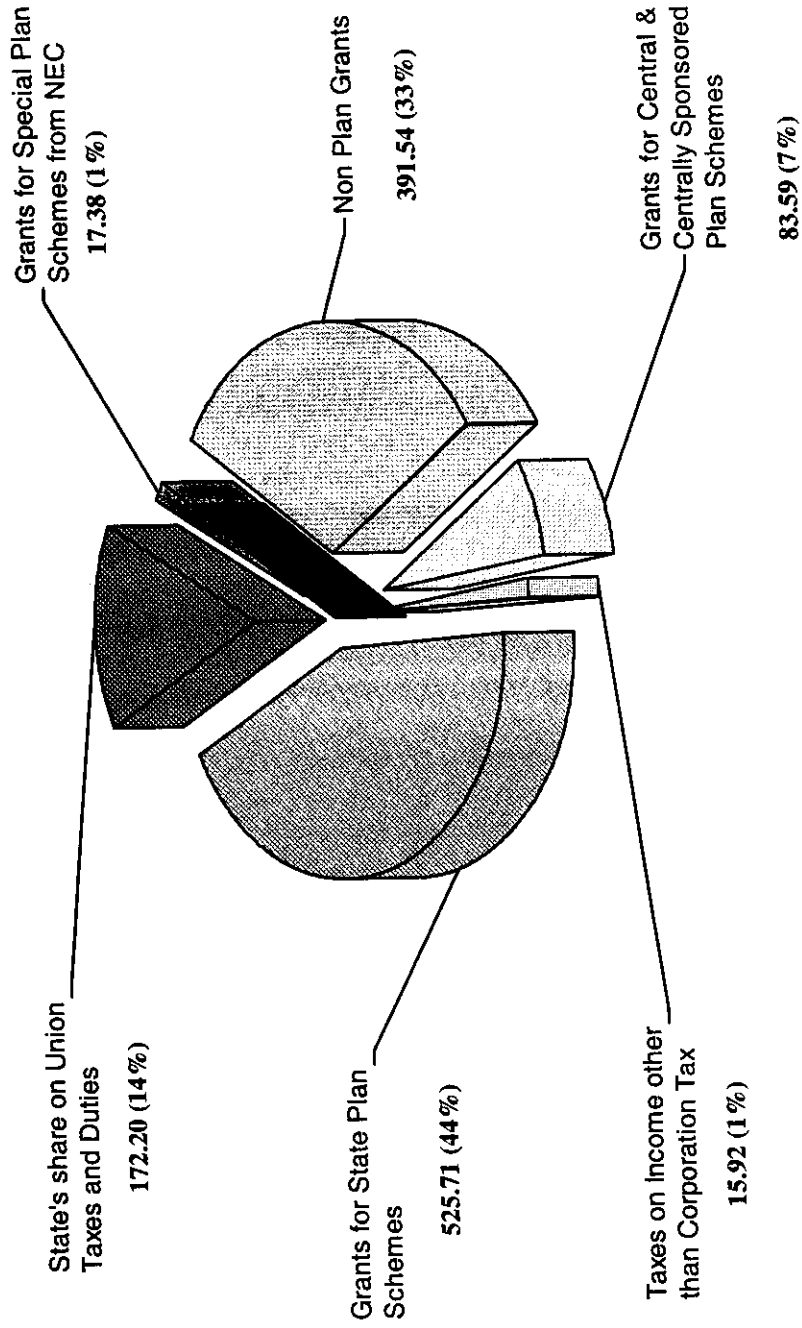
STATEMENT NO. 1 - *Contd.**Explanatory Notes*

The transactions on revenue account resulted in deficit of Rs. 87.12 crores in 2002-2003 as against deficit of Rs.1,61.18 crores in 2001-2002. Taking into account the transactions other than on revenue account, Public Account, there was an overall deficit of Rs. 1,64.17 crore during 2002-2003 as against surplus of Rs. 3,97.24 crore during 2001-2002 as indicated below :-

(1)	2001-2002 (2)	2002-2003 (3)
	<i>(In crores of rupees)</i>	
Opening Cash Balance	(+ 2,25.39	(-) 1,71.85
<i>Part-I - Consolidated Fund</i>		
(a) Transactions on Revenue Account		
(i) Receipts	11,76.78	13,27.99
(ii) Expenditures	13,37.96	14,15.11
Revenue surplus (+)/Deficit (-)	(-) 1,61.18	(-) 87.12
(b) Transactions other than on Revenue Account		
(i) Capital Expenditure - Payments(-)	(-) 1,75.46	(-) 1,60.70
(ii) Public Debt (net)- Receipts(+)/ Payments(-)	55.68	88.81
(iii) Loans and Advance by the State Government (net) - Payment(-)	(-) 3.67	(-) 1.08
Total : Consolidated Fund - (net)	<u>(-) 2,84.63</u>	<u>(-) 1,60.09</u>
 <i>Part- III : Public Account</i>		
Small Savings, Provident Funds, Reserve Funds, Deposits and Advances and Suspense and Miscellaneous (net) - Receipts (+)/ Payments (-)	(-) 1,52.87	(+ 19.61
Remittances (net) -Receipts (+)/ Payments (-)	<u>40.26</u>	<u>(-) 23.69</u>
Total : Public Account (net) -Receipts (+)/ Payments (-)	<u>(-) 1,12.61</u>	<u>(-) 4.08</u>
Overall deficit (-)/ surplus (+)	<u>(-) 3,97.24</u>	<u>(-) 1,64.17</u>
Closing cash balance	<u>(-) 1,71.85</u>	<u>(-) 3,36.02</u>

ASSISTANCE FROM GOVERNMENT OF INDIA 2002-2003

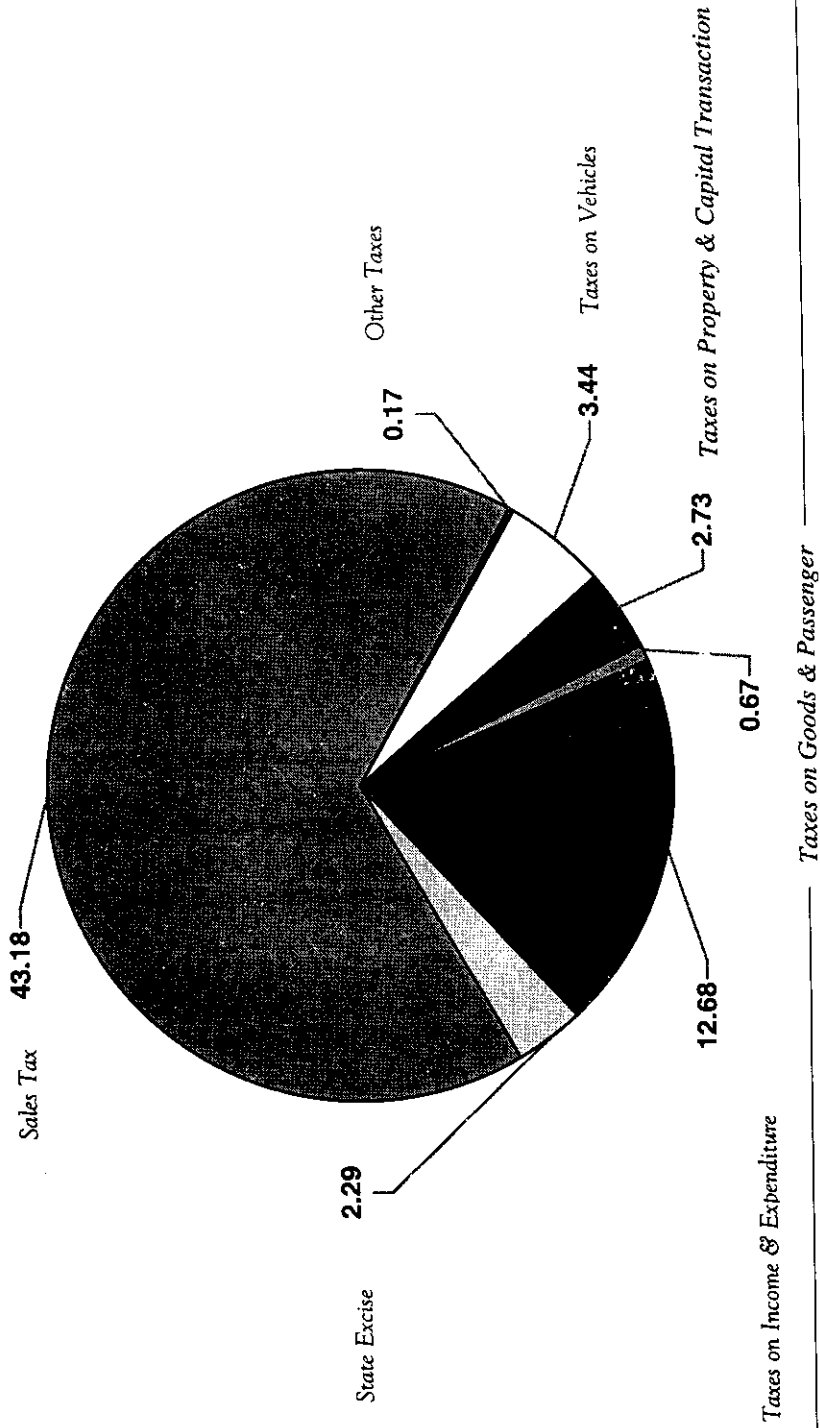
(Rupees in Crores)



Total :Rs. 12,06.34



GROSS TAX REVENUE RAISED BY STATE GOVERNMENT DURING 2002-2003
(Rupees in Crores)



Total Tax Revenue : Rs. 65.16

STATEMENT NO. 1 - Contd.

- 2.(a) Receipts from Government of India: Of the revenue receipts of Rs.13,27.99 crores in 2002-2003, Rs. 12,06.34 crores were received from the Government of India as follows :-

	Amount (In crores of Rupees)
(i) Taxes on Income Other than Corporation Tax	15.92
(ii) Corporation Tax	44.94
(iii) State's share on other Taxes on Income and expenditure	0.36
(iv) Taxes on Wealth	0.07
(v) Service Tax	5.47
(vi) Customs	47.41
(vii) Union Excise Duties	72.91
(viii) State's share on other Taxes and Duties on Commodities	1.04
(ix) Grants-in-aid from the Central Government	<u>10,18.22</u>
Total :	<u>12,06.34</u>

- (b) Revenue raised by the Government :

The revenue raised by the State Government was Rs. 1,21.65 crores and comprised of the following :

	(In crores of rupees)
(i) Tax Revenue	65.16
(ii) Non-Tax Revenue	<u>56.49</u>
	<u>1,21.65</u>

3. Taxation charges during the year : No new tax was levied during the year.
4. *Revenue receipts* : There was a net increase of Rs. 1,51.21 crores in the revenue receipts. The increase was from Rs.11,76.78 crores to Rs.13,27.99 crores during the year 2001-2002 to 2002-2003. The increase occurred mainly under :-

<i>Major Head of Account</i> (1)	<i>Increase</i> (2)	<i>Main reasons</i> (3)
<i>(In crores of rupees)</i>		
0020 Corporation Tax	17.36	More receipts under net proceeds of Income on Corporation tax.
0040 Sales Tax	13.66	More receipts under Sales Tax Act.
0801 Power	24.18	More collection from consumer
0037 Custom Tax	13.55	More receipts under net proceeds of Income on Custom Tax
0038 Union Excise duties	19.68	More receipts in State share of Union Excise Duties.

STATEMENT NO. 1 - Contd.

<i>Major Head of Account</i> (1)	<i>Increase</i> (2)	<i>Main reasons</i> (3)
<i>(In crores of rupees)</i>		
1601 Grants-in-aid and Contributions	63.32	Increase in Grants-in-aid from Central Government.

These increases were partly off-set by decreases mainly under:-

<i>Major Head of Account</i> (1)	<i>Decrease</i> (2)	<i>Main reasons</i> (3)
<i>(In crores of rupees)</i>		
0021 Taxes on Income other than Corporation Tax	7.88	Less receipts under net proceeds of income other than corporation tax.
0043 Taxes on Duties on Electricity	2.17	Non-collection on consumption and sale of electricity.

5. *Expenditure on Revenue Account* : There was a net increase of Rs.77.15 crores in the expenditure on Revenue Account. The increase was from Rs.13,37.96 crores to Rs.14,15.11 crores during the year 2001-2002 to 2002-2003. The increase occurred mainly under :-

<i>Major Head of Account</i> (1)	<i>Increase</i> (2)	<i>Main reasons</i> (3)
<i>(In crores of rupees)</i>		
2049 Interest Payment	12.76	More payment of Interest for Internal Debt and Loans & Advances to Central Government
2071 Pensions & Other Retirement Benefits	27.24	More expenditure on pensions & Other Retirement Benefits
2215 Water Supply & Sanitation	24.74	More expenditure on Urban & Rural water supply, and Sewarage and sanitation
2701 Major and Medium Irrigation	9.89	More expenditure on Direction & Administration and construction of Major Irrigation
3054 Roads & Bridges	12.32	More expenditure on Bridges of National Highways, District and Other Roads etc.

STATEMENT NO. 1 - Concl'd.

These increases were partly off-set by decreases mainly under :-

<i>Major Head of Account</i> (1)	<i>Decrease</i> (2) <i>(In crores of rupees)</i>	<i>Main reasons</i> (3)
2014 Administration of Justice	0.75	Less expenditure on High Court
2202 General Education	6.89	Less expenditure on Primary Education, University and Higher Education and Adult Education
2210 Medical and Public Health	8.21	Less expenditure on Medical and Public Health
2801 Power	12.50	Less expenditure on purchase of Power
3451 Secretariat – Economic Services	10.30	Less expenditure on Manpower Planning of Other offices

STATEMENT NO. 2

CAPITAL OUTLAY-PROGRESSIVE CAPITAL OUTLAY TO THE END OF 2002-2003

<i>Nature of expenditure</i>	<i>Expenditure to the end of 2001-2002</i>	<i>Expenditure during 2002-2003</i>	<i>Expenditure to the end of 2002-2003</i>
(1)	(2)	(3)	(4)
	<i>(In lakhs of rupees)</i>		
4059 Capital Outlay on Public Works	1,04,6.37	5,18.53	1,09,81.90
4070 Capital Outlay on Other Administrative Service	64.27	...	64.27
4202 Capital Outlay on Education, Sports, Art and Culture	1,77,60.47	2,03.21	1,79,63.68
4210 Capital Outlay on Medical and Public Health	25,21.95	2,68.49	27,90.44
4211 Capital Outlay on Family Welfare	3,20.24	...	3,20.24
4215 Capital outlay on Water Supply and Sanitation	4,30,16.72	60,97.45	4,91,14.17
4216 Capital Outlay on Housing	80,89.99	3,67.89	84,57.88
4217 Capital Outlay on Urban Development	26,47.60	1,20.26	27,67.86
4220 Capital Outlay on Information and Publicity	17.47	...	17.47
4225 Capital Outlay on Welfare of Scheduled Castes, Scheduled Tribes and other Backward Classes	1,64.99	...	1,64.99
4235 Capital Outlay on Social Security and Welfare	1,70.86	4,18.00	5,88.86
4250 Capital Outlay on other Social Services	1,53.55	...	1,53.55
4401 Capital Outlay on Crop Husbandry	10,44.28	(-) 4.86	10,39.42
4402 Capital Outlay on Soil and Water Conservation	18,41.01	...	18,41.01
4403 Capital Outlay on Animal Husbandry	8,25.80	49.75	8,75.55
4404 Capital Outlay on Dairy Development	1,18.91	...	1,18.91
4405 Capital Outlay on Fisheries	2,88.79	...	2,88.79
4406 Capital Outlay on Forestry and Wild life	7.42	...	7.42
4408 Capital Outlay on Food Storage and Warehousing	6,57.81	0.09	6,57.90
4415 Capital Outlay on Agricultural Research and Education	13,27.64	...	13,27.64

STATEMENT No. 2 -Contd.

CAPITAL OUTLAY-PROGRESSIVE CAPITAL OUTLAY TO THE END OF 2002-2003

<i>Nature of expenditure</i>	<i>Expenditure to the end of 2001-2002</i>	<i>Expenditure during 2002-2003</i>	<i>Expenditure to the end of 2002-2003</i>
(1)	(2)	(3)	(4)
	<i>(In lakhs of rupees)</i>		
4416 Investments in Agricultural Financial Institutions	3,08.41	...	3,08.41
4425 Capital Outlay on Co-operation	20,43.51	24.00	20,67.51
4515 Capital Outlay on Other Rural Development Programmes	20,67.70	17.89	20,85.59
4552 Capital Outlay on North Eastern Areas	74,60.78	3,33.62	77,94.40
4701 Capital Outlay on Major and Medium Irrigation	4,95,92.91	19,73.11	5,15,66.02
4702 Capital Outlay on Minor Irrigation	50,83.77	1,80.42	52,64.19
4705 Capital Outlay on Command Area Development	13.61	...	13.61
4711 Capital Outlay on Flood Control Projects	48,80.37	68.51	49,48.88
4801 Capital Outlay on Power Projects	7,00,28.47	16,44.48	7,16,72.95
4851 Capital Outlay on Village and Small Industries	33,25.78	15.00	33,40.78
4852 Capital Outlay on Iron and Steel Industries	52.15	22.22	74.37
4853 Capital Outlay on Non-Ferrous Mining and Metallurgical Industries	38.37	...	38.37
4854 Capital Outlay on Cement and Non- Metallic Mineral Industries	1,39.85	1,31.55	2,71.40
4859 Capital Outlay on Telecommunication and Electronic Industries	1,89.40	...	1,89.40
4860 Capital Outlay on Consumer Industries	28,93.94	5,71.00	34,64.94
4885 Other Capital Outlay on Industries and Minerals	3,07.55	...	3,07.55
5054 Capital Outlay on Roads and Bridges	5,91,18.70	30,33.00	6,21,51.70

STATEMENT NO. 2 -Concl'd.

CAPITAL OUTLAY-PROGRESSIVE CAPITAL OUTLAY TO THE END OF 2002-2003

<i>Nature of expenditure</i>	<i>Expenditure to the end of 2001-2002</i>	<i>Expenditure During 2002-2003</i>	<i>Expenditure to the end of 2002-2003</i>
(1)	(2)	(3)	(4)
	<i>(In lakhs of rupees)</i>		
5055 Capital Outlay on Road Transport	35,58.41	2.12	35,60.53
5425 Capital Outlay on other Scientific and Environmental Research	80.42	...	80.42
5452 Capital Outlay on Tourism	5,10.96	14.79	5,25.75
Total :	30,31,98.20	1,60,70.52	31,92,68.72

Explanatory Notes

1. The Government invested Rs. 7,48.77 lakhs during 2002-2003 out of which no loan was invested in Statutory Corporations. The details of the Government investments as at the end of March 2003 are given in Statement No. 13. The investments as at the end of 2000-2001, 2001-2002 and 2002-2003 as also Dividend / Interest received by the Government thereon during those years are given in Appendix-I.
2. The financial results of the working of the departmentally managed Commercial Undertakings as disclosed in the latest available Proforma Accounts are as follows :

(i) 4408 Capital Outlay on Food Storage and Warehousing

The accumulated loss by the Food and Civil Supply Department on the "Scheme for purchase of food grains" to the end of March 1986, the year upto which Proforma Accounts have been received was Rs. 73.91 crores. The accounts for the years from 1986-87 to 2002-2003 were in arrears.

(ii) 4801 Capital Outlay on Power Project

The accumulated loss sustained by the Manipur Electric Supply Undertakings to the end of 1982-83, the year up to which Proforma Accounts have been received was Rs. 59.19 crores. The accounts for the years 1983-84 to 2002-2003 were in arrears.

STATEMENT No. 3

DEBT POSITION

(i) STATEMENT OF BORROWINGS

<i>Nature of borrowing</i>	<i>Balance on 1st April 2002</i>	<i>Receipts During the year</i>	<i>Repayments During the year</i>	<i>Balance on 31st March 2002</i>	<i>Net Increase + Decrease -</i>
(1)	(2)	(3)	(4)	(5)	(6)
<i>(In crores of rupees)</i>					
E Public Debt					
1 Internal Debt of the State Govt.	9,63.66	14,07.70	17,65.98	6,05.38	(-) 3,58.28
2 Loans & Advances from the Central Govt.	4,60.35	10,24.94	5,77.85	9,07.44	(+) 4,47.09
Total: Public Debt	14,24.01	24,32.64	23,43.83	15,12.82	(+) 88.81
I. Small Savings, Provident Funds, etc.	6,00.40	1,18.19	1,65.65	5,52.94	(-) 47.46
Total :	6,00.40	1,18.19	1,65.65	5,52.94	(-) 47.46
Grand Total :	20,24.41	25,50.83	25,09.48	20,65.76	(+) 41.35

No law has been passed by the Legislature of the State under the provisions of Article 293 of the Constitution laying down the limit within which Government may borrow on the security of the Consolidated Fund of the State.

Explanatory Notes

1. *Internal Debt of the State Government* - This covers mainly long term loans raised in the open market, borrowings from autonomous bodies like the Life Insurance Corporation of India, National Co-operative Development Corporation, etc., and borrowings of a purely temporary nature repayable within twelve months, such as ways and means advances from the Reserve Bank of India.

(i) Market Loans bearing interest.

During the year, a loan of Rs. 77.28 crores was raised. Out of it, Rs.59.28 crores is redeemable in 2012 and Rs.18.00 crores is redeemable in 2013 (Debt Swap Scheme). The loans for Rs.37.85 crores and Rs.21.43 crores each carries interest of 7.80% and 6.80%, Rs. 13.50 crores carries 6.95% as interest and Rs.4.50 crores carries 6.75% as interest.

(ii) Loans from the Life Insurance Corporation of India.

The State Government received no loan from the Life Insurance Corporation of India during the year 2002-2003 but paid Rs. 0.05 crore in repayment of outstanding loans. The State Government did not raise any loan from the General Insurance Corporation of India during 2002-2003.

STATEMENT No. 3 - *Contd.*

DEBT POSITION
(i) STATEMENT OF BORROWINGS

(iii) Loans from the National Bank for Agricultural and Rural Development.

These loans are meant for contribution to Share Capital of the Co-operative Credit Institutions.

(iv) Loans from other Institutions

Position of loans is given in Annexure to Statement No. 16

(v) Ways and Means Advances from the Reserve Bank of India.

These are borrowings of the purely temporary nature to cover the deficit in the minimum cash balance of Rs. 24 lakhs required to be maintained with the Bank. In addition to the Ways and Means Advances, Overdrafts are given by the Bank, if the State Government has a minus balance even after availing of the maximum advance. The State Government obtained Ways and Means Advances and Overdrafts to the extent indicated below from the Reserve Bank of India during 2002-2003.


	<i>Opening Balance</i> (1)	<i>Receipts</i> (2)	<i>Repay- ments</i> (3)	<i>Balance as on 31st March 2002</i> (4)	<i>Interest Paid</i> (5)
			(In crores of rupees)		
1) Ways and Means Advances	42.40	1,01.54	88.24	55.70	3.28
2) Shortfall and Overdrafts	4,97.86	12,27.45	16,75.56	49.75	18.63
Total :	5,40.26	13,28.99	17,63.80	1,05.45	21.91

2. *Loans and Advances from the Central Government* - Details of loans taken by the State from Government of India are given in Annexure to Statement No.16.

Arrangements for amortisation - The Government of Manipur have not considered any arrangement necessary for amortisation of loans taken from Government of India; their view is that in the present context when all the resources available with the State are mobilized for financing development schemes and when no real surplus is available for redemption of debt, there is no reasons for disturbing the revenue accounts by including provision for non-obligatory sinking funds for repayment of loans. However, during 2002-2003, Rs.20.25 crores were borrowed as Market Loan under Debt Swap Scheme and liquidated the outstanding of Central Loan of highest interest for Rs.20.25 crores under Ministry of Finance, Department of Economic Affairs.

3. Small Savings, Provident Funds, etc. - This comprises the provident fund balances of Government servants and certain other funds. The particulars are given in Statement No. 16.

**WAYS AND MEANS ADVANCES TAKEN
DURING 2002-2003**
(Rupees in Crores)

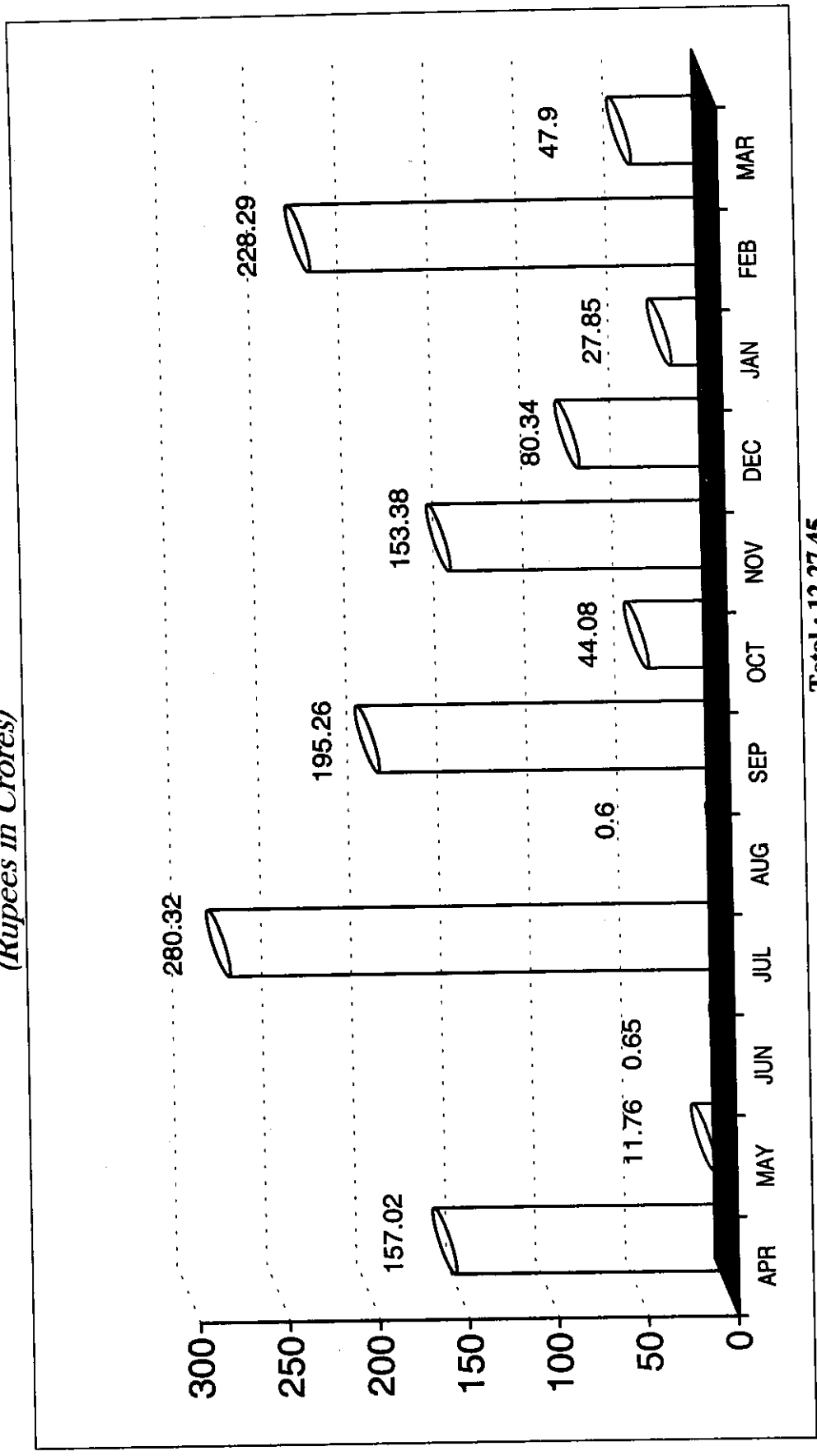


Total : Rs. 1,01.54



OVERDRAFT OF THE STATE DURING 2002-2003

(Rupees in Crores)





STATEMENT No. 3 - *Contd.***DEBT POSITION**
(ii) OTHER OBLIGATIONS

In addition to the above, the balance at the credit of earmarked and other funds as also certain deposits, to the extent to which they have not been invested but are merged with the general cash balance of Government, also constitute the liability of Government. The amount of such liability at the end of 2002-2003 was Rs.1,58.80 crores as shown below; further details are given in Statement Nos. 15 and 18 :

<i>Nature of borrowing</i>	<i>Balance on 1st April 2002</i>	<i>Receipts During the year</i>	<i>Repayments During the year</i>	<i>Balance on 31st March 2003</i>	<i>Net Increase + Decrease -</i>
(1)	(2)	(3)	(4)	(5)	(6)
			(In crores of rupees)		
Interest bearing obligations -					
Deposits of Local Funds, etc.	2.36	2.36	...
Non-Interest Bearing obligations					
(i) Other earmarked funds, etc.	13.90	1.17	0.01	15.06	(+) 1.16
(ii) Deposits of Local Funds, Civil Deposits, etc.	1,56.87	25.94	41.43	1,41.38	(-) 15.49
Total:	1,73.13	27.11	41.44	1,58.80	(-) 14.33

STATEMENT NO. 3 - *Concl'd.***DEBT POSITION**
(iii) SERVICE OF DEBT

Interest on debt and other obligations - The outstanding gross debt and other obligations and the total net amount met from revenue during 2001-2002 and 2002-2003 on interest charged thereon were as shown below :

(1)	2001-2002 (2)	2002-2003 (3)	<i>Net Increase + Decrease - During the year</i> (4)
	(In crores of rupees)		
Gross debt outstanding at the end of the year	20,24.40	20,65.76	(+ 41.36)
Other obligations at the end of the year.	1,73.13	1,58.80	(-) 14.33
<i>(i) Interest paid by Government - On Public Debt and Small Savings, Provident Funds, etc.</i>	1,91.41	2,04.17	(+ 12.76)
<i>(ii) Deduct -</i>			
(a) Interest received on loans and advances given by Government.	0.34	0.26	(-)0.08
(b) Interest realised on investment of cash balances	0.66	0.34	(-)0.32
(iii) Net amount of interest charges	1,90.41	2,03.57	(+ 13.16)
Percentage of gross interest [Item (i)] to total revenue receipts	16.27	15.37	(-) 0.90
Percentage of net interest [Item (iii)] to total revenue receipts.	16.18	15.33	(-) 0.85

STATEMENT NO. 4

LOANS AND ADVANCES BY THE STATE GOVERNMENT
(i) STATEMENT OF LOANS AND ADVANCES

Category of loans and advances	Outstanding on 1 st April, 2002	Paid during the year	Repaid during the year	Outstanding on 31 st March 2003	Net Addition + Reduction - during the year
(1)	(2)	(3)	(4)	(5)	(6)
	(In lakhs of rupees)				
6202 Loans for Education, Sports, Art and Culture	10.73	10.73	...
6215 Loans for Water Supply and sanitation	6,53.84	53.61	...	7,07.45	(+ 53.61
6216 Loans for Housing	19,79.46	...	0.60	19,78.86	(-) 0.60
6217 Loans for Urban Development	88.69	88.69	...
6225 Loans for Welfare of Scheduled Castes/ Scheduled Tribes and Other Backward Classes	2.40	2.40	...
6235 Loans for Social Security and Welfare	34.68	34.68	...
6401 Loans for Crop Husbandry	1,25.79	1,25.79	...
6403 Loans for Animal Husbandry	0.50	0.50	...
6405 Loans for Fisheries	20.86	...	0.84	20.02	(-) 0.84
6425 Loans for Co-operation	14,73.36	...	3.58	14,69.78	(-) 3.58
6515 Loans for Other Rural Development Programmes	0.78	0.78	...
6851 Loans for Village and Small Industries	6,06.05	81.48	0.32	6,87.21	(+ 81.16
7610 Loans to Government Servants, etc.	4,90.43	20.16	41.45	4,69.14	(-) 21.29
7615 Miscellaneous Loans	8.46	8.46	...
Total :	<u>54,96.03</u>	<u>1,55.25</u>	<u>46.79</u>	<u>56,04.49</u>	<u>(+) 1,08.46</u>

Note: A more detailed account is given in Statement No. 17

(ii) RECOVERIES IN ARREARS

(a) The arrears in recovery of the loans given to the Imphal Municipality, detailed accounts of which are maintained in Accounts Office were Rs.9.10 lakhs (Principal Rs.2.62 lakhs and interest Rs. 6.48 lakhs) on 31st March, 2003.

(b) The position of arrears in recovery of Loans as on 31st March, 2003 detailed accounts of which are maintained by departmental officers has not been received from departments (*September, 2003*).

STATEMENT NO. 5

**GUARANTEES GIVEN BY THE GOVERNMENT FOR REPAYMENT OF LOANS,
ETC. RAISED BY THE STATUTORY CORPORATIONS, LOCAL BODIES AND
OTHER INSTITUTIONS**

The Guarantees given by the Government are given below :-

Loans (1)	Maximum amount Guaranteed (Principal only) (2)	Sum Guaranteed outstanding as on 31 st . March 2003 (3)	Interest (4)
(i)(a) Raised by Manipur State Apex Long Term Co-operatives Housing Society Limited from Life Insurance Corporation of India for payment of Housing Loan to the members of the Society	1,25.00	1,20.00	4,23.00
(b) Housing and Urban Development Corporation, New Delhi.	5,75.82	5,49.33	5,69.65
(ii) Raised by the Manipur State Co-operatives Bank Limited for financing seasonal agricultural operations and marketing of crops as well as for refinancing of different agricultural schemes and rural development	5,00.00	3,09.86	(a)
(iii) Advanced by Indian Overseas Bank Limited to Fishery Projects under the Fish Farm Development Agency, Manipur.	75.00	(a)	(a)
(iv) Advanced by Tea Board for Tea Boards' New Tea Unit financing scheme Loans to Manipur Plantation Crops Corporation Limited for cultivation of tea.	1,56.80	11.17	31.69
(v) Raised by Planning & Development Authority (PDA), Manipur	1,85,73.00	(a)	(a)

^(a) Information from the Government for the year 1996-97 to 2002-2003 is awaited (September, 2003).

(vi) Raised by Manipur Spinning Mills Corporation Ltd. from			
(i) IDBI	49.00	35.00	1,94.52
(ii) SBI, Imphal	24.00		12.00
(iii) Development Corporation of India	1,83.21	1,83.21	1,98.00
(vii) Raised by Manipur Film Development Corporation Ltd. As soft term loan from National Film Development Corporation Ltd. Mumbai	20.00	15.00	1.58
(viii) Manipur State Land Development Co-operative Ltd. (MSLDB)	2,00.00	22.30	11.47

Under Section 6 of the State Financial Corporation Act 1951, the shares of a State Financial Corporation are to be guaranteed by the State Government as to repayment of Principal and payment of annual dividend. Again under Section 7 of the above Act, the bonds and debentures of a State Financial Corporation are to be guaranteed by the State Government as to the repayment of Principal and payment of Interest. Guarantees are also to be given under Section 8 of the Act *ibid* for repayment of principal and interest on fixed deposits accepted by a State Financial Corporation. In the case of Assam Financial Corporation, such guarantees under Sections 6, 7 and 8 of the Act were given jointly by the Government of India on behalf of the erstwhile Union Territories of Manipur and Tripura (which developed on the successor Manipur and Tripura States on their becoming States from 21st January, 1972) and the Government of the composite State Assam. The contingent liability is to be shared in the ratio of 2:4:8 by the Government of Manipur, Tripura and Assam respectively. Information regarding Manipur's share of actual amount guaranteed under the above section on behalf of the Assam Financial Corporation and outstanding as on 31st March, 2003 has not been received from Government (*September, 2003*).

STATEMENT NO. 6

CASH BALANCES AND INVESTMENTS OF CASH BALANCES

(1)	As on 1 st April 2002 (2)	As on 31 st March 2003 (3)
	(In lakhs of rupees)	
(a) General Cash Balances		
1. Cash in treasuries	4,59.44	4,57.81
2. Deposits with Reserve Bank	(-) 2,23,50.49	(-) 3,37,62.36
3. Remittance in Transit	47,06.42	(-) 2,97.57
Total :	<u>(-) 1,71,84.63</u>	<u>(-) 3,36,02.12</u>
3. Investments held in the Cash Balance Investment Account	4,44.83	4,44.83
Total : (a)	<u>(-) 1,67,39.80</u>	<u>(-) 3,31,57.29</u>
(b) Other Cash balances and Investments		
1. Cash with departmental Officers, viz., Public Works, Forest Departments.	8,28.39	3,96.63
2. Permanent advances for contingent expenditure with departmental officers	2.21	2.21
Total : (b)	<u>8,30.60</u>	<u>3,98.84</u>
Total : (a) & (b)	<u>(-) 1,59,09.20</u>	<u>(-) 3,27,58.45</u>

Explanatory Notes

1. (a) The Cash Balance represents the combined balances of the Consolidated Fund and Public Account.
(b) The balance under "Deposits with Reserve Bank" as on 31st March 2003 has been arrived at after taking into account the inter-Government monetary settlement advised to the Bank up to 25th April 2003.
2. Under an agreement with the Reserve Bank of India the Government has to maintain with the bank a minimum cash balance of Rs.24 lakhs on all working days. The bank informs the Government of its daily balance with the bank at the close of each working day. If the balance falls below this minimum, the shortfall is initially made good by selling Government of India Treasury bills held by the State Government and thereafter by taking Ways and Means Advances from the bank. The limit of ordinary Ways and Means Advances has been fixed at Rs.50.00 crores. The bank has also agreed to give Special (Secured) Ways and Means Advances upto a maximum of Rs. 6.40 crores against the pledge of Government of India Securities. If even after the maximum advance is given there is still a shortfall in the minimum cash balance, the shortfall is left uncovered. Overdrafts are given by the bank if the State Government has a minus balance even after availing of the maximum advance.

STATEMENT NO. 6 -Contd

CASH BALANCES AND INVESTMENTS OF CASH BALANCES

Interest is payable on advances, shortfalls and overdrafts as follows:

<u>Category</u>	<u>Period</u>	<u>Rate of Interest</u>
Advances	First 90 days	1 per cent below the bank rate
	Beyond 90 days upto 180 days	1 per cent above the bank rate
	Beyond 180 days	2 per cent below the bank rate
Shortfalls		1 per cent below the bank rate
Overdrafts	Upto and including the 7 th day	Bank rate
	Beyond the 7 th day	3 per cent above the bank rate

The bank rate of interest was 10 per cent per annum.

The extent to which Government was able to maintain the minimum balance with the bank during the year 2002-2003 is given below :

(1) Number of days on which the minimum balance was maintained without obtaining any advance	...
(2) Number of days on which the minimum balance was maintained by taking ordinary Ways and Means Advance only.	...
(3) Number of days on which the minimum balance was maintained by taking Special Ways and Means Advance only.	...
(4) Number of days on which there was shortfall from the agreed minimum balance even after availing the ordinary and special Ways and Means Advances to the full extent but no overdrafts were taken.	230
(5) Number of days which overdrafts were taken.	135
Total :	<u>365</u>

3. The Ordinary and Special (Secured) Ways and Means Advances taken and repaid together with interest during 2002-2003 are indicated in Note 1(v) below Statement No. 3.

STATEMENT NO. 6 -*Concl'd.*

CASH BALANCES AND INVESTMENTS OF CASH BALANCES

4. The investment made during 2002-2003 from out of the General Cash Balance were in Government of India Treasury Bills and Securities.

The following is an analysis of investments held in Cash Balance Investment Account :

	Opening balance on 1 st April 2002	Purchase during 2002-2003	Sales during 2002 - 2003	Closing balance on 31 st March 2003	Interest realised during the year
(In lakhs of rupees)					
<i>Short Term Investments :</i>					
Government of India Treasury Bills	1.82	1.82	...
<i>Long Term Investments :</i>					
Securities of the Government of India	4,43.00	4,43.00	34.37
Total :	4,44.82	4,44.82	34.37

STATEMENT NO. 7

SUMMARY OF BALANCES UNDER CONSOLIDATED FUND, CONTINGENCY
FUND AND PUBLIC ACCOUNT

The following is a summary of the balances as on the 31st March 2003

Debit balances	Sector of the General Account	Name of the Account	Credit balances
(1) (Rs.)	(2)	(3)	(4) (Rs.)
CONSOLIDATED FUND			
24,88,33,07,517	A to D	Government Account	
	E	Public Debt	15,12,81,79,092
56,04,48,920	F	Loans and Advances	
PUBLIC ACCOUNT			
	I	Small Savings, Provident Fund etc.	5,52,93,72,832
	J	Reserve Funds	
		Reserve Funds not bearing interest	15,05,12,648
	K	Deposits and Advances	
		(i) Deposits bearing interest	2,35,79,948
		(ii) Deposits not bearing interest	1,41,37,91,951
2,21,89,150		(iii) Advances	
...	L	Suspense and Miscellaneous	28,07,75,583
42,04,78,406	M	Remittances	
(-) 3,36,02,11,939	N	Cash Balance (Closing)	
<u>22,52,62,12,054</u>		Total	<u>22,52,62,12,054</u>

STATEMENT NO. 7 -Contd.

Explanatory Notes

The significance of the head "Government Account" is explained below :

1. Under the system of Book Keeping following in Government Accounts, the amount booked under Revenue and Capital Heads and other transactions of Government, balances of which are not carried forward from year to year, are closed to a single head called "Government Account". The balance under this head represents the cumulative result of all such transactions so that after adding thereto the balances under Public Debt, Loans and Advances, Suspense and Miscellaneous (other than Miscellaneous Government Account) and Remittance heads, the closing balance at the end of the year may be worked out and proved. The Government Account for 2002-2003 given below will show how the net amount at the end of the year has been arrived at :

Debit (1) (Rs.)	Details (2)	Credit (3) (Rs.)
22,40,50,60,599	A - Balance at the debit of of the Government on 1 st April 2001	
	B - Revenue Receipts	13,27,98,61,087
14,15,10,56,473	C - Expenditure Heads (Revenue Account)	
1,60,70,51,532	D - Expenditure Heads (Capital Account)	
	... E - Miscellaneous	
	F - Balances at the debit of the Government Account on 31 st March 2002	24,88,33,07,517
<u>38,16,31,68,604</u>	Total	<u>38,16,31,68,604</u>

2. The other headings in this Summary take into account the balance under all account heads in Government book where Government has a liability to repay the money received or has a claim to recover the amount paid and also heads of accounts opened in the books for adjustment of remittance transactions. It must be understood that these balances cannot be regarded as a complete record of the financial position of the Government of Manipur, as these do not take into account all the physical assets of the State, such as lands, buildings, communications, etc., nor any accrued dues or outstanding liabilities which are not brought to account under cash basis of accounting followed by Government.

STATEMENT NO. 7 - *Concl'd.*

3. A Summary of receipts, disbursements and balances under Heads of Accounts relating to Debt and Public Account is given in Statement No. 15. There is no transaction relating to Contingency Fund as the Contingency Fund has not so far been set up in Manipur.

In a number of cases there are unreconciled differences in the closing balances as reported in Statement No. 15 and those shown in separate registers or other records maintained in the Accounts Office/ Departmental offices for the purpose. Steps are being taken to settle the discrepancies as soon as possible.

The balances are communicated to the Departmental officers concerned every year for verification and acceptance thereof. In a large number of cases such acceptances have not been received.

The number of such cases, major headwise, whose balances are yet to be verified and acceptances awaited are detailed below :

Head of Account	Number of acceptances awaited	Year from which acceptances awaited	Balances outstanding against those items on 31 st March 2003
(1)	(2)	(3)	(4)
		(In lakhs of rupees)	
6202 Loans for Education, Art and Culture (National Loans Scholarship Scheme)	32	1969-2003	10.73
6215 Loans for Water Supply and Sanitation	10	1992-2003	7,07.45
6216 Loans for Housing	5	1992-2003	19,78.85
6217 Loans for Urban Development :-			
(i) Loans for Imphal Municipality	44	1969-2003	37.09
(ii) Loans for District and Local Fund Committee	2	1974-2003	0.10
(iii) Loans for PDA	6	1976-2003	51.50
6225 Loans for Welfare of Schedule Castes, Scheduled Tribes and other backward Classes	4	1969-2003	2.40
6235 Loans for Social Security and Welfare	20	1969-2003	34.68
6401 Loans for Crop Husbandry	15	1969-2003	1,25.79
6403 Loans for Animal Husbandry	1	1976-2003	0.50
6405 Loans for Fisheries	...	1992-2003	20.03
6425 Loans for Co-operation	5	1992-2003	14,69.78
6515 Loans for Other rural Development Programmes	4	1969-2003	0.78
6851 Loans for Village and Small Industries	6	1992-2003	6,87.21
7610 Loans to Government Servants etc.	10,160	1969-2003	4,69.15
7615 Miscellaneous Loans	54	1969-2003	8.46



PART-II
DETAILED ACCOUNTS AND OTHER STATEMENTS
A - REVENUE AND EXPENDITURE

STATEMENT
STATEMENT OF REVENUE AND EXPENDITURE
EXPRESSED AS A PERCENTAGE

<i>Heads - Revenue</i>	<i>Amount (in lakhs of rupees)</i>	<i>Percentage of total revenue</i>	<i>Percentage of total expenditure</i>
(1)	(2)	(3)	(4)
A. Tax Revenue			
(i) Taxes on Income and Expenditure – Corporation Tax	44,94.00	3.39	3.29
Taxes on Income other than Corporation Tax	15,92.00	1.20	1.17
Other Taxes on Income and Expenditure	13,03.78	0.98	0.96
(ii) Taxes on Property and Capital Transactions -			
Land Revenue	82.76	0.06	0.06
Stamps and Registration Fees	1,89.76	0.14	0.14
Taxes on Wealth	7.00	0.01	0.01
(iii) Taxes on Commodities & Services -			
State Excise	2,29.03	0.17	0.17
Sales Tax	43,18.12	3.25	3.16
Service Tax	5,47.00	0.41	0.40
Taxes on Vehicles	3,43.60	0.26	0.25
Taxes on Goods & Passengers	67.24	0.05	0.05
Taxes and Duties on Electricity	0.37	0.00	0.00
Custom Tax	47,41.00	3.57	3.47
Other Taxes and Duties on Commodities and Services	1,21.42	0.09	0.09
Union Excise Duties	72,91.00	5.49	5.34
Total : A. Tax Revenue	<u>2,53,28.08</u>	<u>19.07</u>	<u>18.56</u>
B. Non-Tax Revenue -			
(a) Fiscal Services			
(b) Interest Receipts, Dividends and Profits	62.02	0.05	0.05
(c) Other Non-Tax Revenue			
(i) General Services	6,30.81	0.47	0.46
(ii) Social Services	3,71.36	0.28	0.27
(iii) Economic Services	45,84.42	3.45	3.36
Total : B. Non-Tax Revenue	<u>56,48.61</u>	<u>4.25</u>	<u>4.14</u>
C. Grants-in-Aid and Contributions	10,18,21.92	76.68	74.62
Grand Total : Revenue	<u>13,27,98.61</u>	<u>100.00</u>	<u>97.32</u>

NO. 8
UNDER DIFFERENT HEADS OF TOTAL
REVENUE/ EXPENDITURE

<i>Heads - Expenditure</i>	<i>Amount (in lakhs of rupees)</i>	<i>Percentage of total revenue</i>	<i>Percentage of total expenditure</i>
(1)	(2)	(3)	(4)
A. General Services			
(a) Organs of State	16,11.16	1.21	1.14
(b) Fiscal Services -			
(ii) Collection of Taxes on Property & Capital Transactions -			
Land Revenue	9,38.65	0.71	0.66
Stamps & Registration	49.02	0.04	0.03
(iii) Collection of Taxes on Commodities & Services -			
State Excise	1,32.71	0.10	0.09
Sales Tax	1,34.75	0.10	0.10
Taxes on Vehicles	1,63.70	0.12	0.12
Other Taxes and Duties on Commodities and Services	6.40	0.00	0.01
(iv) Other Fiscal Services	52.89	0.04	0.04
Total : Fiscal Services	14,78.12	1.11	1.05
(c) Interest Payments and Servicing of Debt	2,54,67.89	19.18	18.00
(d) Administrative Services	1,97,23.24	14.85	13.94
(e) Pension & Miscellaneous General Services	1,67,78.47	12.64	11.85
Total : A. General Services	6,50,58.88	48.99	45.98
B. Social Services			
(a) Education, Sports Art and Culture	2,84,21.89	21.40	20.08
(b) Health & Family Welfare	59,69.07	4.50	4.22
(c) Water Supply, Sanitation, Housing and Urban Development	48,35.54	3.64	3.42
(d) Information and Broadcasting	1,75.47	0.13	0.12
(e) Welfare of Scheduled Castes, Scheduled Tribes and other Backward Classes	31,53.76	2.38	2.23

STATEMENT NO. 8 -*Concl'd.*STATEMENT OF REVENUE AND EXPENDITURE UNDER DIFFERENT HEADS
OF TOTAL REVENUE/ EXPENDITURE EXPRESSED AS A PERCENTAGE

<i>Heads - Expenditure</i>	<i>Amount (in lakhs of rupees)</i>	<i>Percentage of total revenue</i>	<i>Percentage of total expenditure</i>
(1)	(2)	(3)	(4)
(f) Labour & Labour Welfare	3,50.96	0.26	0.25
(g) Social Welfare and Nutrition	29,09.39	2.19	2.06
(h) Others	3,27.20	0.25	0.23
Total : :B. Social Services	4,61,43.28	34.75	32.61
C. Economic Services			
(a) Agriculture and Allied Activities	81,91.66	6.17	5.79
(b) Rural Development	21,21.10	1.60	1.50
(c) Special Areas Programmes	66.80	0.05	0.04
(d) Irrigation Flood Control	30,26.09	2.28	2.14
(e) Energy	86,56.29	6.52	6.12
(f) Industry and Minerals	24,36.11	1.83	1.72
(g) Transport	41,71.86	3.14	2.95
(i) Science, Technology and Environment	2,71.43	0.20	0.19
(j) General Economic Services	13,67.06	1.03	0.96
Total : C. Economic Services	3,03,08.40	22.82	21.41
Grand Total : Expenditure (Revenue Account)	14,15,10.56	1,06.56	100.00

STATEMENT NO. 9

STATEMENT SHOWING THE DISTRIBUTION BETWEEN
CHARGED AND VOTED EXPENDITURE

Particulars (1)	Actuals for 2001-2002		
	Charged (2) Rs.	Voted (3) Rs.	Total (4) Rs.
Expenditure heads (Revenue Accounts)	2,56,97,84,819	11,58,12,71,654	14,15,10,56,473
Expenditure heads (Capital Account)	...	1,60,70,51,532	1,60,70,51,532
Disbursements under Public Debt & Loans And Advances*	23,43,83,61,669	1,55,25,375	23,45,38,87,044
Total :	<u>26,00,81,46,488</u>	<u>13,20,38,48,561</u>	<u>39,21,19,95,049</u>

* The figures have been arrived as follows :-

	Charged expenditure Rs.	Voted expenditure Rs.
E. Public Debt - Internal Debt of the State Government	17,65,98,49,766	...
Loans and Advances from the Central Government	5,77,85,11,903	...
F. Loans and Advances	...	1,55,25,375
Total :	<u>23,43,83,61,669</u>	<u>1,55,25,375</u>

STATEMENT NO. 10

DETAILED ACCOUNTS OF REVENUE BY MINOR HEADS

Heads	Actuals for 2002-2003 Rs.
Receipt Heads (Revenue Account)	
A. Tax Revenue	
(a) Taxes on Income and Expenditure	
0020 Corporation Tax	
901 Share of net proceeds assigned to States	44,94,00,000
Total : 0020	<u>44,94,00,000</u>
0021 Taxes on Income Other than Corporation Tax	
901 Share of net proceeds assigned to States	15,92,00,000
Total : 0021	<u>15,92,00,000</u>
0028 Other Taxes on Income and Expenditure	
107 Taxes on Professions, Trades, Callings and Employment	12,67,78,471
901 Share of net proceeds assigned to States	36,00,000
Total : 0028	<u>13,03,78,471</u>
Total : (a) <i>Taxes on Income and Expenditure</i>	<u>73,89,78,471</u>
(b) Taxes on Property & Capital Transactions	
0029 Land Revenue	
101 Land Revenue /Tax	82,75,890
Total : 0029	<u>82,75,890</u>
0030 Stamps and Registration Fees	
01 <i>Stamps - Judicial</i>	
101 Court fees realized in Stamps	43,20,489
Total : 01	<u>43,20,489</u>
02 <i>Stamps - Non-Judicial</i>	
102 Sale of Stamps	96,09,877
Total : 02	<u>96,09,877</u>

STATEMENT NO. 10 –*Contd.*

DETAILED ACCOUNTS OF REVENUE BY MINOR HEADS

Heads	Actuals for 2002-2003 Rs.
Receipt Heads (Revenue Account) - <i>Contd.</i>	
A. Tax Revenue - <i>Contd.</i>	
(b) Taxes on Property and Capital Transactions -<i>Concl'd.</i>	
0030 Stamps and Registration Fees - <i>Concl'd.</i>	
03 <i>Registration Fees</i>	
104 Fees for registering documents	50,45,257
Total : 03	<u>50,45,257</u>
Total : 0030	<u>1,89,75,623</u>
0032 Taxes on Wealth	
901 Share of net proceeds assigned to States	7,00,000
Total : 0032	<u>7,00,000</u>
Total : (b) <i>Taxes on Property and Capital Transactions</i>	2,79,51,513
(c) Taxes on Commodities and Services	
0037 Customs	
901 Share of net proceeds assigned to States	47,41,00,000
Total : 0037	<u>47,41,00,000</u>
0038 Union Excise Duties	
901 Share of net proceeds assigned to States	72,91,00,000
Total : 0038	<u>72,91,00,000</u>
0039 State Excise	
105 Foreign Liquors and spirits	1,28,53,581
150 Fines and confiscations	1,00,49,000
Total : 0039	<u>2,29,02,581</u>

STATEMENT NO. 10 –Contd.

DETAILED ACCOUNTS OF REVENUE BY MINOR HEADS

Heads	Actuals for 2002-2003 Rs.
Receipt Heads (Revenue Account) - Contd.	
A. Tax Revenue - Concl'd.	
<i>(c) Taxes on Commodities and Services -Concl'd.</i>	
0040 Sales Tax	
102 Receipts under State Sales Tax Act	43,18,12,249
Total : 0040	<u>43,18,12,249</u>
0041 Taxes on Vehicles	
102 Receipts under the State Motor Vehicles Acts	3,43,60,383
Total : 0041	<u>3,43,60,383</u>
0042 Taxes on Goods and Passengers	
101 Tax Collections	67,23,611
Total : 0042	<u>67,23,611</u>
0043 Taxes and Duties on Electricity.	
102 Fees under the Indian Electricity Rules	37,064
Total : 0043	<u>37,064</u>
0044 Service Tax	
901 Share of net proceeds assigned to State	5,47,00,000
Total : 0044	<u>5,47,00,000</u>
0045 Other Taxes and Duties on Commodities	
101 Entertainment Tax	17,42,223
901 Share of net proceeds assigned to State	1,04,00,000
Total : 0045	<u>1,21,42,223</u>
Total : (c) <i>Taxes on Commodities and Services</i>	<u>1,76,58,78,111</u>
Total : A. Tax Revenue	<u>2,53,28,08,095</u>

STATEMENT NO. 10 - *Contd.*

DETAILED ACCOUNTS OF REVENUE BY MINOR HEADS

Heads	Actuals for 2002-2003 Rs.
Receipt Heads (Revenue Account) - <i>Contd.</i>	
B. Non-Tax Revenue - <i>Contd.</i>	
<i>(b) Interest Receipts, Dividends & Profit - Concl'd.</i>	
0049 Interest Receipts	
04 <i>Interest Receipts of State/ Union Territory Governments</i>	
110 Interest realized on investment of Cash balances	34,37,000
800 Other Receipts	26,25,236
Total : 04	60,62,236
Total : 0049	60,62,236
0050 Dividends and Profits	
101 Dividends from Public Undertakings	1,39,760
Total : 0050	1,39,760
Total : <i>(b) Interest Receipts, Dividends and Profits</i>	62,01,996
Total B. Non-Tax Revenue (a) + (b)	62,01,996
<i>(c) Other Non-Tax Revenue</i>	
<i>(i) General Services</i>	
0051 State Public Service Commission	
105 State Public Service Commission	
(i) Examination Fees	43,136
Total : 0051	43,136
0055 Police	
800 Other receipts	55,85,913
Total : 0055	55,85,913
0056 Jails	
800 Other Receipts	6,522
Total : 0056	6,522

STATEMENT NO. 10 -Contd.

DETAILED ACCOUNTS OF REVENUE BY MINOR HEADS

Heads	Actuals for 2002-2003 Rs.
Receipt Heads (Revenue Account) - Contd.	
B. Non-Tax Revenue - Contd.	
<i>(c) Other Non-Tax Revenue - Contd.</i>	
0058 Stationery and Printing	
102 Sale of Gazettes etc.	1,24,879
200 Other Press Receipts	26,29,053
Total :0058	<u>27,53,932</u>
0059 Public Works	
01 Office Building	
800 Other Receipts	3,17,69,091
Total : 01	<u>3,17,69,091</u>
Total : 0059	<u>3,17,69,091</u>
0070 Other Administrative Services	
02 Election	
800 Other Receipts	49,45,445
Total : 02	<u>49,45,445</u>
Total : 0070	<u>49,45,445</u>
0071 Contributions and Recoveries towards Pension and Other Retirement Benefits	
01 Civil	
101 Subscriptions and Contributions	20,89,921
Total : 0071	<u>20,89,921</u>
0075 Miscellaneous General Services	
800 Other Receipts	1,58,86,825
Total : 0075	<u>1,58,86,825</u>
Total : (i) General Services	<u>6,30,80,785</u>

STATEMENT NO. 10 –Contd.

DETAILED ACCOUNTS OF REVENUE BY MINOR HEADS

Heads		Actuals for 2002-2003 Rs.
Receipt Heads (Revenue Account) - Contd.		
B. Non-Tax Revenue – Contd.		
<i>(c) Other Non-Tax Revenue - Contd.</i>		
<i>(ii) Social Services</i>		
0202	Education, Sports, Art and Culture	
04	Arts & Culture	
800	Other Receipts	1,12,75,938
	Total : 04	<u>1,12,75,938</u>
	Total : 0202	<u>1,12,75,938</u>
0210	Medical and Public Health	
01	Urban Health Services	
800	Other Receipts	21,09,193
	Total : 01	<u>21,09,193</u>
03	Medical Education, Training & Research	
200	Other System	4,800
	Total : 03	<u>4,800</u>
04	Public Health	
800	Other Receipts	8,89,655
	Total : 04	8,89,655
80	General	
800	Other Receipts	4,16,546
	Total : 80	4,16,546
	Total : 0210	34,20,194
0211	Family Welfare	
800	Other Receipts	1,11,478
	Total : 0211	1,11,478

STATEMENT NO. 10 -Contd.

DETAILED ACCOUNTS OF REVENUE BY MINOR HEADS

Heads	Actuals for 2002-2003 Rs.
Receipt Heads (Revenue Account) - Contd.	
B. Non-Tax Revenue – Contd.	
<i>(c) Other Non-Tax Revenue - Contd.</i>	
<i>(ii) Social Services - Contd.</i>	
0215 Water Supply and Sanitation	
01 Water Supply	
102 Receipts from Rural Water Supply Schemes	5,37,861
103 Receipts from Urban Water Supply Schemes	63,47,470
104 Fees, Fines etc.	3,31,887
501 Services and Service Fees	2,62,062
800 Other Receipts	26,83,063
Total : 01	1,01,62,343
02 Sewerage and Sanitation	
104 Fees, Fines etc.	2,000
501 Service & Services Fees	37,51,842
800 Other Receipts	3,54,886
Total : 02	41,08,728
Total : 0215	1,42,71,071
0216 Housing	
01 Government Residential Building	
106 General Pool Accommodation	12,17,179
800 Other Receipts	63,10,675
Total : 01	75,27,854
Total : 0216	75,27,854
0217 Urban Development	
60 Others urban development schemes	
800 Other Receipts	500
Total : 0217	500
0220 Information & Publicity	
60 Others	
800 Other Receipts	75,099
Total : 0220	75,099

STATEMENT NO. 10 -Contd.

DETAILED ACCOUNTS OF REVENUE BY MINOR HEADS

Heads	Actuals for 2002-2003 Rs.
Receipt Heads (Revenue Account) - Contd.	
B. Non-Tax Revenue - Contd.	
(c) <i>Other Non-Tax Revenue - Contd.</i>	
(ii) <i>Social Services - Concl'd.</i>	
0230 Labour & Employment	
60 <i>Others</i>	
800 Other Receipts	3,04,487
Total : 0230	3,04,487
0235 Social Security & Welfare	
60 <i>Other Social Security & Welfare Programmes</i>	
800 Other Receipts	86,342
Total : 0235	86,342
0250 Other Social Service	
800 Other Receipts	63,600
Total : 0250	63,600
Total : (ii) Social Services	3,71,36,563
Total : (i) + (ii)	...
(iii) <i>Economic Services</i>	
0401 Crop Husbandry	
107 Receipts from Plan Protection Services	53,280
119 Receipts from Horticulture & Vegetable Crops	4,42,693
800 Other Receipts	2,70,885
Total : 0401	7,66,858
0403 Animal Husbandry	
800 Other Receipts	8,16,553
Total : 0403	8,16,553
0404 Dairy Development	
102 Receipts from Dairy Development Projects	3,84,924
Total : 0404	3,84,924

STATEMENT NO. 10 -Contd.

DETAILED ACCOUNTS OF REVENUE BY MINOR HEADS

Heads	Actuals for 2002-2003 Rs.
Receipt Heads (Revenue Account) - Contd.	
B. Non-Tax Revenue – Concl.	
<i>(c) Other Non-Tax Revenue - Contd.</i>	
<i>(iii) Economic Services -Contd.</i>	
0405 Fisheries	
011 Rents	3,96,700
102 Licence Fees, Fines etc.	67,820
103 Sale of fish, fish seeds etc.	1,13,120
800 Other Receipts	2,12,276
Total : 0405	7,89,916
0406 Forestry and Wild Life	
01 Forestry	
101 Sale of Timber & other forest products	77,52,414
800 Other Receipts	3,63,278
Total : 0406	81,15,692
0408 Food Storage and Warehousing	
800 Other Receipts	11,212
Total : 0408	11,212
0425 Co-operation	
800 Other Receipts	42,08,906
Total : 0425	42,08,906
0435 Other Agricultural Programmes	
501 Other Service & Services Fees	3,870
800 Other Receipts	1,610
Total : 0435	5,480
0515 Other Rural Development Programmes	
800 Other Receipts	382
Total : 0515	382

STATEMENT NO. 10 -Contd.

DETAILED ACCOUNTS OF REVENUE BY MINOR HEADS

Heads	Actuals for 2002-2003 Rs.
Receipt Heads (Revenue Account) - Contd.	
B. Non-Tax Revenue - Contd.	
(c) <i>Other Non-Tax Revenue - Contd.</i>	
(iii) <i>Economic Services -Contd.</i>	
0701 Major and Medium Irrigation	
80 <i>General</i>	
800 Other Receipts	<u>24,22,409</u>
Total : 0701	<u>24,22,409</u>
0702 Minor Irrigation	
80 <i>General</i>	
800 Other Receipts	<u>2,24,209</u>
Total : 0702	<u>2,24,209</u>
0801 Power	
01 <i>Hydel Generation</i>	
800 Other Receipts	35,52,67,577
80 <i>General</i>	
800 Other Receipts	<u>8,37,84,448</u>
Total : 0801	<u>43,90,52,025</u>
0851 Village and Small Industries	
01 <i>Industrial Estates</i>	
800 Other Receipts	<u>7,76,712</u>
Total : 0851	<u>7,76,712</u>
0852 Industries	
08 <i>Consumer Industries</i>	
800 Other Receipts	<u>1,548</u>
Total : 0852	<u>1,548</u>
0853 Non-Ferrous Mining & Metalurgical Industries	
800 Other Receipts	80,922
Total : 0853	<u>80,922</u>

STATEMENT NO. 10 -Contd.

DETAILED ACCOUNTS OF REVENUE BY MINOR HEADS

Heads	Actuals for 2002-2003 Rs.
Receipt Heads (Revenue Account) - Contd.	
B. Non-Tax Revenue - Concl'd.	
(c) <i>Other Non-Tax Revenue - Concl'd.</i>	
(iii) <i>Economic Services - Concl'd.</i>	
0875 Other Industries	
03 <i>Development of Backward Areas</i>	
800 Other Receipts	3,152
Total : 0875	<u>3,152</u>
1054 Roads and Bridges	
800 Other Receipts	1,55,614
Total : 1054	<u>1,55,614</u>
1425 Other Scientific Research	
800 Other Receipts	2,000
Total : 1425	<u>2,000</u>
1452 Tourism	
103 Receipt from Tourist Transport	10,669
104 Promotion and Publicity	2,580
105 Rent and Catering Receipts	24,453
800 Other Receipts	17,200
Total : 1452	<u>54,902</u>
1475 Other General Economic Services	
012 Statistics	43,510
106 Fees for stamping weights and measures	5,25,061
Total : 1475	<u>5,68,571</u>
Total : (iii) Economic Services	<u>45,84,41,987</u>
Total : (c) <i>Other Non-Tax Revenue</i>	<u>55,86,59,335</u>
Total : B. Non-Tax Revenue	<u>56,48,61,331</u>

STATEMENT NO. 10 -Contd.

DETAILED ACCOUNTS OF REVENUE BY MINOR HEADS

Heads	Actuals for 2002-2003 Rs.
Receipt Heads (Revenue Account) - Contd.	
C. Grants-in-Aid and Contribution	
1601 Grants-in-Aid from Central Government	
01 <i>Non-Plan Grants</i>	
103 Upgradation of Special Problem	5,05,34,000
105 Grants to meet Non-Plan Revenue deficit	3,54,50,00,000
115 Modernisation of Police Force	13,59,77,347
800 Other Grants	
Calamity Relief	11,10,50,000
Re-imburement of Security expenditure	5,82,70,942
Re-imburement of Election expenditure	13,50,000
Urban Local Bodies	1,31,88,000
Total : 01	3,91,53,70,289
02 <i>Grants for State/ Union Territory Plan Schemes</i>	
<i>Ministry of Finance</i>	
101 Block Grant	4,91,66,55,000
<i>Ministry of Welfare ST/SC</i>	
104 Grants under Proviso to Art. 275(i) of the Constitution	4,24,55,000
<i>Ministry of Transport</i>	
105 Central Road Fund	2,59,90,000
<i>Ministry of Home Affairs</i>	
800 Other Grants Non-Lapsable Pool	26,59,63,000
<i>Ministry of Agriculture</i>	
800 Other Grants Area Programme Water shed Dev.	60,00,000
Total : 02	5,25,70,63,000
03 <i>Grants for Central Plan Schemes</i>	
<i>Ministry of Industries</i>	
800 Other Grants	
Village Small Scale Industries	6,88,085
<i>Ministry of Health</i>	
800 Other Grants Prevention of Dieses Control	41,724
<i>Ministry of Agriculture</i>	
800 Other Grants Crop Husbandry	5,50,000
Total : 03	12,79,809

STATEMENT NO. 10 -Contd.

DETAILED ACCOUNTS OF REVENUE BY MINOR HEADS

Heads		Actuals for 2002-2003 Rs.
Receipt Heads (Revenue Account) - Contd.		
C. Grants-in-Aid and Contribution		
1601 Grants-in-Aid from Central Government -Contd.		
<i>04 Grants for Centrally Sponsored Plan Schemes</i>		
<i>Ministry of Urban Development</i>		
800	Other grants	
	Integrated Small Medium Town Programme	2,10,60,000
	Urban Water Supply Programme	1,74,80,000
<i>Ministry of Urban Development</i>		
800	Other grants	
	Rural Water Supply Programme	9,47,00,000
	National Water land Development Programme	24,25,400
<i>Ministry of Urban Development</i>		
800	Grants	
	Development of Oil Seed	70,40,000
	Development of Macro Management	2,40,00,000
	Special Area Programme	1,15,00,000
	Agri Census	3,50,000
	National Project on Renderpest Eradication	10,00,000
	Maize Development	13,44,000
	Veterinary Services	6,50,000
	Development of Cattle and Buffalo	4,66,000
	Development of Pulse	20,00,000
	Crop Husbandry	27,50,000
	Dieses Control of Veterinary Services	5,00,000
<i>Ministry of Human Resource Development</i>		
800	Other Grants	
	Integrated Child Development Service	24,23,48,100
	Swayansidha	4,00,000
	Construction of Stadium	50,50,000
	Implementation of NSS Programme	18,48,250
	Education of Disable Children	65,72,500
	Appointment of Hindi Teacher	2,32,28,983
<i>Ministry of Health</i>		
800	Other Grants	
	Urban Health Services	1,55,21,800
	Prevention of Dieses Control	2,85,10,555
<i>Ministry of Family Welfare</i>		
800	Other Grants	
	Implementation of Family Welfare Programme	13,47,92,000

STATEMENT NO. 10 -Concl'd.

DETAILED ACCOUNTS OF REVENUE BY MINOR HEADS

Heads	Actuals for 2002-2003 Rs.
Receipt Heads (Revenue Account) - Concl'd.	
C. Grants-in-Aid and Contribution -Concl'd.	
1601 Grants-in-Aid from Central Government -Concl'd.	
<i>Ministry of Welfare of ST/SC</i>	
800 Other Grants	
Post Matric Scholarhsip of ST	9,51,59,440
Welfare of S.T.	5,16,000
<i>Ministry of Administration & Justice</i>	
800 Other Grants	
Administration and Justice	10,00,000
<i>Ministry of Forest</i>	
800 Other Grants	
Development of National Park	64,50,000
<i>Ministry of Water Resources</i>	
800 Other Grants	
Command Area Development	44,36,000
Minor Area Development	6,97,000
<i>Ministry of Statistics</i>	
800 Other Grants	
Development of North East State Project	70,00,000
<i>Ministry of Industry</i>	
800 Other Grants	
Village Small Scale Industries	3,97,000
Establishment of ITI Development	1,31,07,600
<i>Ministry of Textile</i>	
800 Other Grants	
Deen Dayal Hathkargha Yojna	6,03,77,000
Total : 04	83,46,77,628
<i>05 Grants for Special Plan Schemes</i>	
101 Scheme of NEC Shillong	8,33,70,530
103 Grants for Up gradation of Services Special Programme	9,04,30,405
Total ;; 05	17,38,00,935
Total : 1601	10,18,21,91,661
TOTAL : C. GRANTS-IN-AID AND CONTRIBUTIONS	10,18,21,91,661
TOTAL : RECEIPT HEADS (REVENUE ACCOUNT)	13,27,98,61,087

**STATEMENT
DETAILED ACCOUNTS OF EXPENDITURE**

(Figures in italics represent

Heads

Actuals

Non-Plan

(1)

(2)

Rs.

EXPENDITURE HEADS

(REVENUE ACCOUNT)

A. GENERAL SERVICES

(a) Organs of State

2011 Parliament/ State/ Union Territory/ Legislatures

02 *State/ Union Territory/ Legislatures*

101 Legislative Assembly

8,10,364

1,81,35,131

103 Legislative Secretariat

3,95,54,084

104 Legislator's Hostel

14,43,370

800 Other expenditure

3,51,109

Total : 2011

8,10,364

5,94,83,694

2012 President, Vice President/ Governor, Administrator of
Union Territories

03 *Governor, Administrator of Union Territories*

090 Secretariat

46,51,346

101 Emoluments and allowances of the Governor/
Administrator of Union Territories

2,76,000

102 Discretionary Grants

7,82,000

103 Household Establishment

36,68,271

105 Medical Facilities

15,571

106 Entertainment Expenses

68,049

107 Expenditure from Contract

1,63,462

108 Tour expenses

10,01,498

800 Other expenditure

3,35,878

Total : 2012

1,09,62,075

NO. 11
BY MINOR HEADS
 Charged expenditure
 for 2002-2003

Plan	Centrally Sponsored Plan Schemes (including NEC, Central Plan and Sub-Plan Schemes)	Total
(3) Rs.	(4) Rs.	(5) Rs.
...	...	8,10,364
...	...	1,81,35,131
...	...	3,95,54,084
...	...	14,43,370
...	...	3,51,109
<hr/>	<hr/>	<hr/>
...	...	6,02,94,058
<hr/>	<hr/>	<hr/>
...	...	46,51,346
...	...	2,76,000
...	...	7,82,000
...	...	36,68,271
...	...	15,571
...	...	68,049
...	...	1,63,462
...	...	10,01,498
...	...	3,35,878
<hr/>	<hr/>	<hr/>
...	...	1,09,62,075
<hr/>	<hr/>	<hr/>

**STATEMENT
DETAILED ACCOUNTS OF EXPENDITURE**

(Figures in italics represent

Heads

Actuals

Non-Plan

	(1)	(2)
		Rs.
A.	<i>GENERAL SERVICES -Contd.</i>	
	<i>(a) Organs of State -Concl'd.</i>	
2013	Council of Ministers	
101	Salary of Ministers and Deputy Ministers	82,81,626
105	Discretionary Grants by Ministers	9,51,375
108	Tour expenses	29,78,148
800	Other expenditure	73,40,000
	Total : 2013	1,95,51,149
2014	Administration of Justice	
102	High Courts	...
103	Special Courts	13,28,001
105	Civil and Session Courts	2,21,28,301
114	Legal Advisers and Counsels	1,19,95,956
800	Other expenditure	7,73,959
	Total : 2014	3,62,26,217
2015	Elections	
101	Election Commission	1,11,73,888
102	Electoral Officers	1,15,45,360
103	Preparation and Printing of Electoral rolls	82,00,000
106	Charges for conduct of elections to State/Union territory legislature	9,00,000
107	Electoral office charges for conduct of delimitation	5,00,000
	Total : 2015	3,23,19,248
	Total (a) Organs of State	1,17,72,439
		14,75,80,308

NO. 11
BY MINOR HEADS
 charged expenditure
 for 2002-2003

Plan	Centrally Sponsored Plan Schemes (including NEC, Central Plan and Sub-Plan Schemes)	Total
(3) Rs.	(4) Rs.	(5) Rs.
...	...	82,81,626
...	...	9,51,375
...	...	29,78,148
...	...	73,40,000
...	...	<u>1,95,51,149</u>
...
...	...	13,28,001
...	...	2,21,28,301
...	...	1,19,95,956
17,63,924	...	25,37,883
...	...	<u>3,79,90,141</u>
17,63,924	...	
...	...	1,11,73,888
...	...	1,15,45,360
...	...	82,00,000
...	...	9,00,000
...	...	5,00,000
...	...	<u>3,23,19,248</u>
...	...	
17,63,924	...	<u>16,11,16,671</u>

**STATEMENT
DETAILED ACCOUNTS OF EXPENDITURE**

(Figures in italics represent

Heads

Actuals

Non-Plan

(1)

(2)

Rs.

A. *GENERAL SERVICES –Contd.*

(b) *Fiscal Services*

(ii) Collection of Taxes on Property and Capital Transactions

2029 Land Revenue

001	Direction and Administration	1,96,91,281
101	Collection charges	3,41,76,594
102	Survey and Settlement operations	1,54,49,988
103	Land Records	2,23,15,114
104	Management of Government Estates	...

Total : 2029

9,16,32,977

2030 Stamps and Registration

02 Stamps Non-Judicial

101	Cost of Stamps	5,21,294
-----	----------------	----------

03 Registration

001	Direction and Administration	43,81,294
-----	------------------------------	-----------

Total : 2030

49,02,588

Total : (ii) Collection of Taxes on Property and Capital Transactions.

9,65,35,565

(iii) Collection of Taxes on Commodities and Services

2039 State Excise

001	Direction and Administration	1,32,71,288
-----	------------------------------	-------------

Total : 2039

1,32,71,288

NO. 11
BY MINOR HEADS –*Contd.*
 Charged expenditure)
 for 2002-2003

Plan	Centrally Sponsored Plan Schemes (including NEC, Central Plan and Sub-Plan Schemes)	Total
(3) Rs.	(4) Rs.	(5) Rs.
...	...	1,96,91,281
...	...	3,41,76,594
14,75,518	77,925	1,70,03,431
...	...	2,23,15,114
...	6,78,299	6,78,299
<u>14,75,518</u>	<u>7,56,224</u>	<u>9,38,64,719</u>
...	...	5,21,294
...	...	43,81,294
<u>...</u>	<u>...</u>	<u>49,02,588</u>
<u>14,75,518</u>	<u>7,56,224</u>	<u>9,87,67,307</u>
...	...	1,32,71,288
<u>...</u>	<u>...</u>	<u>1,32,71,288</u>

**STATEMENT
DETAILED ACCOUNTS OF EXPENDITURE**
(Figures in italics represent

<i>Heads</i>	<i>Actuals</i> Non-Plan
(1)	(2) Rs.
A. GENERAL SERVICES –Contd.	
(b) Fiscal Services –Concl.d.	
2040 Sales Tax	
001 Direction and Administration	18,54,835
101 Collection charges	1,16,20,310
Total : 2040	<u>1,34,75,145</u>
2041 Taxes on Vehicles	
001 Direction and Administration	25,80,655
101 Collection charges	1,18,54,410
800 Other expenditure	7,29,084
Total : 2041	<u>1,51,64,149</u>
2045 Other Taxes and Duties on Commodities and Services	
101 Collection charges - Entertainment Tax	6,39,807
Total : 2045	<u>6,39,807</u>
Total : (iii) Collection of Taxes on Commodities and Services	<u>4,25,50,389</u>
(iv) Other Fiscal Services	
2047 Other Fiscal Services	
103 Promotion of Small Savings	52,88,532
Total : 2047	<u>52,88,532</u>
Total : (iv) Other Fiscal Services	<u>52,88,532</u>
Total : (b) Fiscal Services	<u>14,43,74,486</u>

NO. 11

BY MINOR HEADS -Contd.

Charged expenditure)
for 2002-2003

Plan	Centrally Sponsored Plan Schemes (including NEC, Central Plan and Sub-Plan Schemes)	Total
(3) Rs.	(4) Rs.	(5) Rs.
...	...	18,54,835
...	...	1,16,20,310
<hr/>	<hr/>	<hr/>
...	...	1,34,75,145
...	...	25,80,655
...	...	1,18,54,410
12,05,476	...	19,34,560
<hr/>	<hr/>	<hr/>
12,05,476	...	1,63,69,625
...	...	6,39,807
<hr/>	<hr/>	<hr/>
...	...	6,39,807
<hr/>	<hr/>	<hr/>
12,05,476	...	4,37,55,865
...	...	52,88,532
<hr/>	<hr/>	<hr/>
...	...	52,88,532
<hr/>	<hr/>	<hr/>
...	...	52,88,532
<hr/>	<hr/>	<hr/>
26,80,994	7,56,224	14,78,11,704

**STATEMENT
DETAILED ACCOUNTS OF EXPENDITURE**

(Figures in italics represent

Heads

Actuals

Non-Plan

(1)

(2)

Rs.

A. *GENERAL SERVICES -Contd.*

(c) *Interest payments and servicing of Debt*

2049 Interest Payment

01 Interest on Internal Debt

101 Interest on Market Loans

64,44,39,041

200 Interest on Other Internal Debts

12,68,60,925

305 Management of Debt

4,93,860

123 Interest on Special Securities issued to National Small Savings
Fund of the Central Govt. by State Govt.

7,93,87,500

Total : 01

85,11,81,326

03 Interest on Small Savings, Provident Funds etc.

101 Interest on Saving Deposits

3,29,862

104 Interest on State Provident Funds

44,71,67,776

108 Interest on Insurance & Pension Fund

5,13,357

Total : 03

44,80,10,995

04 Interest on Loans and Advances from Central Govt.

101 Interest on Loans for State/ Union Territory Plan Schemes

52,43,75,685

102 Interest on Loans for Central Plan Schemes

64,38,189

103 Interest on Loans for Centrally Sponsored Plan Schemes

4,33,41,655

104 Interest on Loans for Non-Plan Schemes

16,57,05,030

105 Interest on Loans for Special Plan Schemes

99,68,000

106 Interest on Ways and Means Advances

46,44,31,442

107 Interest on Pre-1984-85 Loans

2,42,35,750

108 Interest on 84-89 Loans

91,01,086

Total : 04

1,24,75,96,837

Total : 2049

2,54,67,89,158

Total : (c) Interest Payments and Servicing of Debt

2,54,67,89,158

NO. 11

BY MINOR HEADS -Contd.

Charged expenditure)
for 2002-2003

Plan	Centrally Sponsored Plan Schemes (including NEC, Central Plan and Sub-Plan Schemes)	Total
(3) Rs.	(4) Rs.	(5) Rs.
...	...	64,44,39,041
...	...	12,68,60,925
...	...	4,93,860
...	...	7,93,87,500
...	...	85,11,81,326
...	...	3,29,862
...	...	44,71,67,776
...	...	5,13,357
...	...	44,80,10,995
...	...	52,43,75,685
...	...	64,38,189
...	...	4,33,41,655
...	...	16,57,05,030
...	...	99,68,000
...	...	46,44,31,442
...	...	2,42,35,750
...	...	91,01,086
...	...	1,24,75,96,837
...	...	2,54,67,89,158
...	...	2,54,67,89,158

STATEMENT
DETAILED ACCOUNTS OF EXPENDITURE

(Figures in italics represent

Heads

Actuals

Non-Plan

(1)

(2)

Rs.

A. *GENERAL SERVICES -Contd.*

(d) *Administrative Services*

2051 Public Service Commission

102 State Public Service Commission

87,27,570

Total : 2051

87,27,570

2052 Secretariat-General Services

090 Secretariat

13,62,08,089

092 Other Offices

14,28,801

099 Board of Revenue

18,92,986

Total : 2052

13,95,29,876

2053 District Administration

093 District Establishments

4,63,37,566

094 Other Establishment

4,29,43,024

800 Other Expenditure

...

Total : 2053

8,92,80,590

2054 Treasury and Accounts Administration

095 Directorate of Accounts and Treasuries

16,88,350

097 Treasury Establishment

2,37,76,346

098 Local Fund Audit

57,69,051

Total : 2054

3,12,33,747

2055 Police

001 Direction and Administration

9,12,29,795

003 Education and Training

1,65,72,438

101 Criminal Investigation and Vigilance

5,44,61,247

104 Special Police

64,08,80,313

109 District Police

41,19,96,477

115 Modernisation of Police Force

13,38,87,092

116 Forensic Science

17,39,393

Total : 2055

1,35,07,66,755

NO. 11
BY MINOR HEADS -Contd.
 Charged expenditure)
 for 2002-2003

Plan	Centrally Sponsored Plan Schemes (including NEC, Central Plan and Sub-Plan Schemes)	Total
(3) Rs.	(4) Rs.	(5) Rs.
...	...	87,27,570
...	...	87,27,570
...	...	13,62,08,089
...	...	14,28,801
...	...	18,92,986
...	...	13,95,29,876
...	...	4,63,37,566
...	...	4,29,43,024
41,15,717	...	41,15,717
41,15,717	...	9,33,96,307
99,929	...	17,88,279
...	...	2,37,76,346
99,983	...	58,69,034
1,99,912	...	3,14,33,659
...	...	9,12,29,795
...	...	1,65,72,438
...	...	5,44,61,247
...	...	64,08,80,313
...	...	41,19,96,477
...	...	13,38,87,092
...	...	17,39,393
...	...	1,35,07,66,755

**STATEMENT
DETAILED ACCOUNTS OF EXPENDITURE**

(Figures in italics represent

Heads

Actuals

Non-Plan

(1)

(2)

Rs.

A.	<i>GENERAL SERVICES -Contd.</i>	
	<i>(d) Administrative Services -Contd.</i>	
2056	Jails	
001	Direction and Administration	22,89,075
101	Jails	3,75,19,366
800	Other Expenditure	5,37,383
	Total : 2056	4,03,45,824
2058	Stationery and Printing	
101	Purchase and Supply of Stationery Stores	28,41,529
102	Printing, Storages & Distribution of Forms	...
103	Government Presses	1,63,92,090
	Total : 2058	1,92,33,619
2059	Public Works	
01	<i>Office Buildings</i>	
053	Maintenance and Repairs	3,04,32,132
101	Construction of General Post Office Accommodation	39,99,724
	Total : 01	3,44,31,856
60	<i>Other Building</i>	
053	Maintenance and Repairs	1,88,89,392
	Total : 60	1,88,89,392
80	<i>General</i>	
001	Direction and Administration	6,33,06,288
052	Machinery and Equipment	8,83,243
103	Furnishing	4,630

NO. 11
BY MINOR HEADS -Contd.
 Charged expenditure)
 for 2002-2003

Plan	Centrally Sponsored Plan Schemes (including NEC, Central Plan and Sub-Plan Schemes)	Total
(3) Rs.	(4) Rs.	(5) Rs.
...	...	22,89,075
...	...	3,75,19,366
44,00,000	...	49,37,383
<u>44,00,000</u>	<u>...</u>	<u>4,47,45,824</u>
...	...	28,41,529
1,43,860	...	1,43,860
4,30,503	...	1,68,22,593
<u>5,74,363</u>	<u>...</u>	<u>1,98,07,982</u>
...	...	3,04,32,132
...	...	39,99,724
<u>...</u>	<u>...</u>	<u>3,44,31,856</u>
...	...	1,88,89,392
<u>...</u>	<u>...</u>	<u>1,88,89,392</u>
...	...	6,33,06,288
...	...	8,83,243
...	...	4,630

**STATEMENT
DETAILED ACCOUNTS OF EXPENDITURE**

(Figures in italics represent

Actuals
Non-Plan

<i>Heads</i>	(1)	(2) Rs.
A. <i>GENERAL SERVICES –Contd.</i>		
(d) <i>Administrative Services -Concl'd.</i>		
2059 Public Works - Concl'd.		
799 Suspense		1,03,90,657
800 Other expenditure		54,60,535
	Total : 80	8,00,45,353
	Total : 2059	13,33,66,601
2070 Other Administrative Services		
003 Training		54,20,228
104 Vigilance		58,84,948
105 Special Commission of Inquiry		10,83,980
106 Civil Defence		17,94,515
107 Home Guards		5,73,28,601
108 Fire Protection and Control		2,55,99,705
115 Guest Houses, Government Hostels, etc.		1,59,87,893
800 Other expenditure		3,73,72,076
	Total : 2070	15,04,71,946
	Total : (d) Administrative Services	87,27,570
		1,95,42,28,958
(e) <i>Pensions and Miscellaneous General Services</i>		
2071 Pensions and Other Retirement Benefits		
01 <i>Civil</i>		
101 Superannuation and Retirement Allowances		75,11,01,864
102 Commuted Value of Pensions		24,52,29,866
104 Gratuities		26,71,61,928
105 Family Pensions		25,61,22,640
111 Pensions to Legislators		1,07,53,271
115 Leave Encashment		14,32,00,780
	Total : 2071	1,67,35,70,349

NO. 11
BY MINOR HEADS -Contd.
 (charged expenditure)
 for 2002-2003

Plan	Centrally Sponsored Plan Schemes (including NEC, Central Plan and Sub-Plan Schemes)	Total
(3) Rs.	(4) Rs.	(5) Rs.
...	...	1,03,90,657
...	...	54,60,535
...	...	8,00,45,353
...	...	13,33,66,601
77,791	...	54,98,019
...	...	58,84,948
...	...	10,83,980
...	...	17,94,515
...	...	5,73,28,601
...	...	2,55,99,705
...	...	1,59,87,893
...	...	3,73,72,076
77,791	...	15,05,49,737
93,67,783	...	1,97,23,24,311
...	...	75,11,01,864
...	...	24,52,29,866
...	...	26,71,61,928
...	...	25,61,22,640
...	...	1,07,53,271
...	...	14,32,00,780
...	...	1,67,35,70,349

**STATEMENT
DETAILED ACCOUNTS OF EXPENDITURE**

(Figures in italics represent

Heads

Actuals

Non-Plan

(1)

(2)

Rs.

A.	<i>GENERAL SERVICES -Concl'd.</i>	
	<i>(e) Pensions & Miscellaneous General Services -Concl'd.</i>	
2075	Miscellaneous General Services.	
103	State Lotteries	42,76,696
	Total : 2075	42,76,696
	Total : (e) Pensions & Miscellaneous General Services	1,67,78,47,045
	TOTAL : A. GENERAL SERVICES	2,56,72,89,167
		3,92,40,30,797

B. SOCIAL SERVICES

(a) Education, Sports, Art and Culture

2202 General Education

01 Elementary Education

001	Direction and Administration	2,95,66,216
101	Government Primary Schools	75,76,86,620
102	Assistance to Non-Government Primary Schools	10,41,07,639
104	Inspection	8,82,01,361
106	Teachers & Other Services
107	Teachers' Training
108	Text Books
110	Examinations
800	Other expenditure	26,22,43,763

Total : 01

1,24,18,05,599

NO. 11

BY MINOR HEADS -Contd.

Charged expenditure)

for 2002-2003

Plan	Centrally Sponsored Plan Schemes (including NEC, Central Plan and Sub-Plan Schemes)	Total
(3) Rs.	(4) Rs.	(5) Rs.
...	...	42,76,696
...	...	42,76,696
...	...	1,67,78,47,045
<u>1,38,12,701</u>	<u>7,56,224</u>	<u>6,50,58,88,889</u>
28,90,094	...	3,24,56,310
96,47,468	...	76,73,34,088
5,49,01,661	...	15,90,09,300
...	...	8,82,01,361
98,160	...	98,160
80,800	...	80,800
52,105	...	52,105
7,328	...	7,328
52,60,477	...	26,75,04,240
<u>7,29,38,093</u>	<u>...</u>	<u>1,31,47,43,692</u>

**STATEMENT
DETAILED ACCOUNTS OF EXPENDITURE**

(Figures in italics represent

Heads

Actuals

Non-Plan

(1)

(2)

Rs.

<i>B.</i>	<i>SOCIAL SERVICES</i>	
<i>(a)</i>	<i>Education, Sports, Art and Culture</i>	
2202	General Education	
02	<i>Secondary Education</i>	
001	Direction and Administration	3,30,460
052	Equipments	...
053	Maintenance of Building
101	Inspection	72,29,295
105	Teachers Training	26,76,522
107	Scholarships	32,04,471
109	Government Secondary Schools	62,85,12,711
110	Assistance to Non-Government Secondary Schools	3,86,24,251
191	Assistance to Local Bodies for Secondary Education	...
800	Other Expenditure	...
	Total : 02	<hr/> 68,05,77,710 <hr/>
03	<i>University and Higher Education</i>	
001	Direction and Administration	69,82,787
102	Assistance to Universities	7,12,77,000
103	Government Colleges & Institutes	37,77,40,959
104	Assistance to Non-Govt. Colleges & Institutes	2,77,82,000
105	Faculty Development Programme	44,06,336
106	Text Book Development
107	Scholarships	7,21,265
112	Institutes of Higher Learning	...
800	Other expenditure	...
	Total : 03	<hr/> 48,89,10,347 <hr/>

NO. 11
BY MINOR HEADS -Contd.
 Charged expenditure)
 for 2002-2003

Plan	Centrally Sponsored Plan Schemes (including NEC, Central Plan and Sub-Plan Schemes)	Total
(3)	(4)	(5)
Rs.	Rs.	Rs.
67,735	...	3,98,195
13,17,551	13,17,551
13,96,836	...	13,96,836
....	...	72,29,295
8,150	...	26,84,672
...	...	32,04,471
....	...	62,85,12,711
40,00,000	...	4,26,24,251
1,96,89,387	...	1,96,89,387
1,87,33,273	25,25,775	2,12,59,048
<u>4,52,12,932</u>	<u>25,25,775</u>	<u>72,83,16,417</u>
9,50,000	...	79,32,787
2,00,00,000	...	9,12,77,000
80,67,321	...	38,58,08,280
6,38,430	...	2,84,20,430
10,000	...	44,16,336
5,535	...	5,535
...	...	7,21,265
1,88,342	...	1,88,342
47,328	...	47,328
<u>2,99,06,956</u>	<u>...</u>	<u>51,88,17,303</u>

**STATEMENT
DETAILED ACCOUNTS OF EXPENDITURE**

(Figures in italics represent

Heads

Actuals

Non-Plan

(1)

(2)

Rs.

B. SOCIAL SERVICES -Contd.

(a) Education, Sports, Art and Culture -Contd.

2202 General Education -Concl'd.

04 Adult Education

001 Direction and Administration

2,46,78,478

Total : 04

2,46,78,478

05 Language Development

001 Direction and Administration

1,25,58,385

102 Promotion of Modern Indian Language & Literature

6,95,046

103 Sanskrit Education

5,39,055

Total : 05

1,37,92,486

80 General

001 Direction and Administration

1,51,39,827

003 Training

1,50,69,847

800 Other Expenditure

...

Total : 80

3,02,09,674

Total : 2202

2,47,99,74,294

2203 Technical Education

001 Direction and Administration

15,64,025

105 Polytechnics

1,81,75,994

107 Scholarships

1,62,400

112 Engineering/Technical Colleges/Institutes

45,90,486

Total : 2203

2,44,92,905

NO. 11
BY MINOR HEADS -Contd.
 .charged expenditure)
 for 2002-2003

Plan	Centrally Sponsored Plan Schemes (including NEC, Central Plan and Sub-Plan Schemes)	Total
(3) Rs.	(4) Rs.	(5) Rs.
9,70,015	...	2,56,48,493
<u>9,70,015</u>	<u>...</u>	<u>2,56,48,493</u>
...	1,18,73,189	2,44,31,574
9,94,500	...	16,89,546
...	...	5,39,055
<u>9,94,500</u>	<u>1,18,73,189</u>	<u>2,66,60,175</u>
...	...	1,51,39,827
5,99,301	2,48,91,738	4,05,60,886
93,500	...	93,500
<u>6,92,801</u>	<u>2,48,91,738</u>	<u>5,57,94,213</u>
<u>15,07,15,297</u>	<u>3,92,90,702</u>	<u>2,66,99,80,293</u>
...	...	15,64,025
71,330	...	1,82,47,324
...	...	1,62,400
5,33,856	...	51,24,342
<u>6,05,186</u>	<u>...</u>	<u>2,50,98,091</u>

**STATEMENT
DETAILED ACCOUNTS OF EXPENDITURE**

(Figures in italics represent

<i>Heads</i>	<i>Actuals</i>
(1)	Non-Plan (2) Rs.
B. SOCIAL SERVICES -Contd.	
(a) Education, Sports, Art and Culture -Concl'd.	
2204 Sports and Youth Services	
001 Direction and Administration	2,38,85,177
101 Physical Education	4,99,92,552
102 Youth Welfare Programmes for Students	45,30,214
103 Youth Welfare Programme for Non-Students
104 Sports and Games	10,54,431
Total : 2204	7,94,62,374
2205 Art and Culture	
001 Direction and Administration	29,08,501
101 Fine Art Education	25,34,283
102 Promotion of Art and Culture	69,50,000
103 Archaeology	20,36,454
104 Archives	14,91,941
105 Public Libraries	33,67,240
107 Museums	16,94,487
800 Other expenditure	22,28,000
Total : 2205	2,32,10,906
Total : (a) <i>Education, Sports, Art and Culture</i>	2,60,71,40,479
(b) Health and Family Welfare	
2210 Medical and Public Health	
<i>01 Urban Health Services - Allopathy</i>	
001 Direction and Administration	3,44,56,602
104 Medical Stores Depots	4,14,02,459
109 School Health Schemes	29,39,637
110 Hospitals and Dispensaries	6,68,34,739
Total : 01	14,56,33,437

NO. 11
BY MINOR HEADS -Contd.
 .charged expenditure)
 for 2002-2003

Plan	Centrally Sponsored Plan Schemes (including NEC, Central Plan and Sub-Plan Schemes)	Total
(3)	(4)	(5)
Rs.	Rs.	Rs.
41,40,550	...	2,80,25,727
4,71,982	...	5,04,64,534
10,86,667	4,35,750	60,52,631
6,70,370	...	6,70,370
41,00,542	12,00,000	63,54,973
<u>1,04,70,111</u>	<u>16,35,750</u>	<u>9,15,68,235</u>
2,22,23,883	...	2,51,32,384
5,90,505	...	31,24,788
16,00,000	...	85,50,000
12,63,685	...	33,00,139
8,36,965	17,786	23,46,692
11,16,840	...	44,84,080
15,36,291	...	32,30,778
31,45,616	...	53,73,616
<u>3,23,13,785</u>	<u>17,786</u>	<u>5,55,42,477</u>
<u>19,41,04,379</u>	<u>4,09,44,238</u>	<u>2,84,21,89,096</u>
20,73,584	...	3,65,30,186
...	...	4,14,02,459
...	...	29,39,637
11,62,818	...	6,79,97,557
<u>32,36,402</u>	<u>...</u>	<u>14,88,69,839</u>

**STATEMENT
DETAILED ACCOUNTS OF EXPENDITURE**

(Figures in italics represent

<i>Heads</i>	<i>Actuals</i> Non-Plan
(1)	(2) Rs.
B. SOCIAL SERVICES -Contd.	
(b) Health and Family Welfare -Contd.	
2210 Medical and Public Health -Contd.	
<i>02 Urban Health Services -</i>	
<i>Other Systems of medicine</i>	
102 Homeopathy	11,22,900
Total : 02	11,22,900
 <i>03 Rural Health Services - Allopathy</i>	
101 Health Sub-centres	6,02,26,068
103 Primary Health Centres	7,86,03,425
104 Community Health Centres	6,57,656
110 Hospitals and Dispensaries	4,01,31,826
Total : 03	17,96,18,975
 <i>04 Rural Health Services - Other systems of medicine</i>	
102 Homeopathy	12,40,310
200 Other Systems	...
Total : 04	12,40,310
 <i>05 Medical Education, Training and Research</i>	
105 Allopathy	1,45,32,134
200 Other Systems
Total : 05	1,45,32,134

NO. 11
BY MINOR HEADS -Contd.
 Charged expenditure)
 for 2002-2003

Plan	Centrally Sponsored Plan Schemes (including NEC, Central Plan and Sub-Plan Schemes)	Total
(3)	(4)	(5)
Rs.	Rs.	Rs.
...	...	11,22,900
...	...	11,22,900
...	...	6,02,26,068
50,33,625	...	8,36,37,050
...	...	6,57,656
...	...	4,01,31,826
50,33,625	...	18,46,52,600
5,00,000	...	17,40,310
3,52,492	...	3,52,492
8,52,492	...	20,92,802
...	...	1,45,32,134
...
...	...	1,45,32,134

**STATEMENT
DETAILED ACCOUNTS OF EXPENDITURE**

(Figures in italics represent

Heads

Actuals

Non-Plan

(1)

(2)

Rs.

B. SOCIAL SERVICES -Contd.

(b) Health and Family Welfare -Concl'd.

2210 Medical and Public Health -Concl'd.

06 Public Health -

101 Prevention and Control of diseases

9,37,10,804

112 Public Health Education

26,32,681

800 Other expenditure

20,62,751

Total : 06

9,84,06,236

80 General

004 Health Statistics and Evaluation

1,15,06,859

800 Other Expenditure

89,50,741

Total : 80

2,04,57,600

Total : 2210

46,10,11,592

2211 Family Welfare

001 Direction and Administration

...

003 Training

...

101 Rural Family Welfare Services

...

102 Urban Family Welfare Services

...

104 Transport

...

105 Compensation

....

200 Other Services and Supplies

...

Total : 2211

...

Total : (b) Health and Family Welfare

46,10,11,592

NO. 11
BY MINOR HEADS -Contd.

Charged expenditure)
for 2002-2003

Plan	Centrally Sponsored Plan Schemes (including NEC, Central Plan and Sub-Plan Schemes)	Total
(3)	(4)	(5)
Rs.	Rs.	Rs.
....	3,56,47,955	12,93,58,759
...	...	26,32,681
...	...	20,62,751
.....	<u>3,56,47,955</u>	<u>13,40,54,191</u>
....	...	1,15,06,859
.....	...	<u>89,50,741</u>
.....	...	<u>2,04,57,600</u>
<u>91,22,519</u>	<u>3,56,47,955</u>	<u>50,57,82,066</u>
...	2,82,41,998	2,82,41,998
...	66,26,864	66,26,864
...	5,06,63,472	5,06,63,472
...	17,85,535	17,85,535
...	18,09,661	18,09,661
...	3,92,991	3,92,991
...	16,04,886	16,04,886
.....	<u>9,11,25,407</u>	<u>9,11,25,407</u>
<u>91,22,519</u>	<u>12,67,73,362</u>	<u>59,69,07,473</u>

**STATEMENT
DETAILED ACCOUNTS OF EXPENDITURE**

(Figures in italics represent

Heads

Actuals

Non-Plan

(1)

(2)

Rs.

B. SOCIAL SERVICES -Contd.

(c) Water Supply, Sanitation, Housing and Urban Development

2215 Water Supply and Sanitation

01 Water Supply -

001 Direction and Administration

4,44,75,269

101 Urban Water Supply Programme

5,89,74,727

102 Rural Water Supply Programme

3,98,56,341

Total : 01

14,33,06,337

02 Sewerage and Sanitation

102 Rural Water Supply Programme

3,99,97,419

107 Sewerage Services

69,18,303

799 Suspense

16,87,50,573

Total : 02

21,56,66,295

Total : 2215

35,89,72,632

2216 Housing

01 Government Residential Buildings

106 General Pool Accommodation

4,60,46,536

Total : 01

4,60,46,536

80 General

001 Direction and Administration

15,20,669

800 Other expenditure

16,46,443

Total : 80

15,20,669

16,46,443

Total : 2216

15,20,669

4,76,92,979

NO. 11
BY MINOR HEADS -Contd.

Charged expenditure)
 For 2002-2003

Plan	Centrally Sponsored Plan Schemes (including NEC, Central Plan and Sub-Plan Schemes)	Total
(3) Rs.	(4) Rs.	(5) Rs.
...	...	4,44,75,269
...	...	5,89,74,727
128	12,70,176	4,11,26,645
<u>128</u>	<u>12,70,176</u>	<u>14,45,76,641</u>
...	...	3,99,97,419
956	...	69,19,259
...	...	16,87,50,573
<u>956</u>	<u>...</u>	<u>21,56,67,251</u>
<u>1,084</u>	<u>12,70,176</u>	<u>36,02,43,892</u>
...	...	4,60,46,536
<u>...</u>	<u>...</u>	<u>4,60,46,536</u>
...	...	15,20,669
...	...	16,46,443
<u>...</u>	<u>...</u>	<u>31,67,112</u>
<u>...</u>	<u>...</u>	<u>4,92,13,648</u>

**STATEMENT
DETAILED ACCOUNTS OF EXPENDITURE**

(Figures in italics represent

Heads

Actuals

Non-Plan

(1)

(2)

Rs.

B. SOCIAL SERVICES -Contd.

**(c) Water Supply, Sanitation, Housing and Urban
Development -Concl'd.**

2217 Urban Development

01 State Capital Development

191 Assistance to Local Bodies, corporations, Urban
Development Authorities, Town Improvement Boards etc.

800 Other expenditure

62,77,577

3,23,18,370

Total : 01

3,85,95,947

Total : 2217

3,85,95,947

Total : (c) *Water Supply, Sanitation, Housing and Urban
Development*

15,20,669

44,52,61,558

(d) Information and Broadcasting

2220 Information and Publicity

60 Others

001 Direction and Administration

66,07,083

101 Advertising and Visual Publicity

9,61,137

102 Information Centres

29,41,685

103 Press Information Services

...

106 Field Publicity

...

107 Song and Drama Services

16,74,276

NO. 11
BY MINOR HEADS -Contd.
 Charged expenditure)
 for 2002-2003

Plan	Centrally Sponsored Plan Schemes (including NEC, Central Plan and Sub-Plan Schemes)	Total
(3)	(4)	(5)
Rs.	Rs.	Rs.
97,555	...	63,75,132
3,37,81,975	16,20,752	6,77,21,097
<u>3,38,79,530</u>	<u>16,20,752</u>	<u>7,40,96,229</u>
<u>3,38,79,530</u>	<u>16,20,752</u>	<u>7,40,96,229</u>
<u>3,38,80,614</u>	<u>28,90,928</u>	<u>48,35,53,769</u>
3,94,854	...	70,01,937
4,36,549	...	13,97,686
6,84,620	...	36,26,305
4,24,699	...	4,24,699
4,73,876	...	4,73,876
91,041	...	17,65,317

**STATEMENT
DETAILED ACCOUNTS OF EXPENDITURE**

(Figures in italics represent

Actuals

Non-Plan

Heads

	(1)	(2)
		Rs.
<i>B. SOCIAL SERVICES -Contd.</i>		
<i>(d) Information and Broadcasting -Concl'd.</i>		
2220 Information and Publicity -Concl'd.		
<i>60 Others -Concl'd.</i>		
109 Photo Services		12,20,944
110 Publications		11,52,393
111 Community Radio & Television		...
Total : 60		1,45,57,518
Total : 2220		1,45,57,518
Total : (d) <i>Information and Broadcasting</i>		1,45,57,518
<i>(e) Welfare of Scheduled Castes, Scheduled Tribes and Other Backward Classes.</i>		
2225 Welfare of Scheduled Castes, Scheduled Tribes and Other Backward Classes.		
<i>01 Welfare of Scheduled Castes</i>		
102 Economic Development		...
277 Education		...
282 Health		...
283 Housing		...
793 Special Central Assistance for Scheduled Castes Component Plan		...
Total : 01		...
<i>02 Welfare of Scheduled Tribes</i>		
001 Direction and Administration		2,16,65,192
277 Education		...
796 Tribal Area Sub-plan		...
800 Other expenditure		...
Total : 02		2,16,65,192

NO. 11
BY MINOR HEADS -Contd.

Charged expenditure)
 for 2002-2003

Plan	Centrally Sponsored Plan Schemes (including NEC, Central Plan and Sub-Plan Schemes)	Total
(3)	(4)	(5)
Rs.	Rs.	Rs.
2,34,803	...	14,55,747
2,38,835	...	13,91,228
9,990	...	9,990
<u>29,89,267</u>	<u>...</u>	<u>1,75,46,785</u>
29,89,267	...	1,75,46,785
<u>29,89,267</u>	<u>...</u>	<u>1,75,46,785</u>
3,60,000	...	3,60,000
4,49,372	41,22,918	4,49,372
1,00,073	...	1,00,073
12,49,538	...	12,49,538
...	32,51,583	32,51,583
<u>21,58,983</u>	<u>73,74,501</u>	<u>95,33,484</u>
19,00,000	...	2,35,65,192
3,00,000	...	3,00,000
2,69,53,961	7,00,73,677	9,70,27,638
5,01,93,435	8,62,70,386	13,64,63,821
<u>7,93,47,396</u>	<u>15,63,44,063</u>	<u>25,73,56,651</u>

**STATEMENT
DETAILED ACCOUNTS OF EXPENDITURE**

(Figures in italics represent

Heads

Actuals

Non-Plan

	(1)	(2)
		Rs.
B. SOCIAL SERVICES -Contd.		
(e) Welfare of Scheduled Castes, Scheduled Tribes and Other Backward Classes -Concl'd.		
2225 Welfare of Scheduled Castes, Scheduled Tribes and Other Backward Classes.- Concl'd.		
03 <i>Welfare of Backward Classes</i>		
001 Direction and Administration		26,95,071
102 Economical Development		...
277 Education		...
800 Other Expenditure		...
Total : 03		26,95,071
80 <i>General</i>		
800 Other expenditure		2,89,87,244
Total : 80		2,89,87,244
Total : 2225		5,33,47,507
<i>Total : (e) Welfare of Scheduled Castes, Scheduled Tribes and Other Backward Classes.</i>		5,33,47,507
(f) Labour and Labour Welfare		
2230 Labour and Employment		
01 <i>Labour</i>		
101 Industrial Relations		60,02,660
Total : 01		60,02,660
02 <i>Employment Service</i>		
001 Direction and Administration		44,88,155
004 Research , Survey and Statistics		2,42,569
101 Employment Services		73,06,007
Total : 02		1,20,36,731

NO. 11

BY MINOR HEADS --Contd.

Charged expenditure)

for 2002-2003

Plan	Centrally Sponsored Plan Schemes (including NEC, Central Plan and Sub-Plan Schemes)	Total
(3)	(4)	(5)
Rs.	Rs.	Rs.
...	...	26,95,071
60,86,676	...	60,86,676
11,61,800	85,05,710	96,67,510
10,49,800	...	10,49,800
<u>82,98,276</u>	<u>85,05,710</u>	<u>1,94,99,057</u>
...	...	2,89,87,244
...	...	<u>2,89,87,244</u>
<u>8,98,04,655</u>	<u>17,22,24,274</u>	<u>31,53,76,436</u>
<u>8,98,04,655</u>	<u>17,22,24,274</u>	<u>31,53,76,436</u>
...	...	60,02,660
...	...	<u>60,02,660</u>
2,48,386	...	47,36,541
...	...	2,42,569
...	...	73,06,007
<u>2,48,386</u>	<u>...</u>	<u>1,22,85,117</u>

**STATEMENT
DETAILED ACCOUNTS OF EXPENDITURE**

(Figures in italics represent

Heads

Actuals

Non-Plan

	(1)	(2) Rs.
B.	<i>SOCIAL SERVICES -Contd.</i>	
	<i>(f) Labour and Labour Welfare -Concl'd.</i>	
	2230 <i>Labour and Employment Welfare -Concl'd.</i>	
	03 <i>Training</i>	
	003 Training of Craftsmen and Supervisors	1,48,02,419
	101 Industrial Training Institute	...
	102 Apprenticeship Training	2,20,496
	Total : 03	1,50,22,915
	Total : 2230	3,30,62,306
	<i>Total : (f) Labour and Labour Welfare</i>	3,30,62,306
	<i>(g) Social Welfare and Nutrition</i>	
	2235 <i>Social Security and Welfare</i>	
	01 <i>Rehabilitation</i>	
	001 Direction and Administration	11,51,829
	200 Other Relief Measures	1,85,93,567
	800 Other Expenditure	4,00,000
	Total : 01	2,01,45,396
	02 <i>Social Welfare</i>	
	001 Direction and Administration	57,96,553
	101 Welfare of handicapped	34,94,419
	102 Child Welfare	2,30,08,276
	103 Women's Welfare	...
	104 Welfare of aged, infirm and destitute	50,55,200
	105 Prohibition	3,81,87,233
	106 Correctional Services	...
	107 Assistance to Voluntary Organisations	21,51,978
	Total : 02	7,76,93,659

NO. 11
BY MINOR HEADS -Contd.
 Charged expenditure)
 for 2002-2003

Plan	Centrally Sponsored Plan Schemes (including NEC, Central Plan and Sub-Plan Schemes)	Total
(3)	(4)	(5)
Rs.	Rs.	Rs.
...	...	1,48,02,419
17,84,720	...	17,84,720
...	...	2,20,496
<u>17,84,720</u>	<u>...</u>	<u>1,68,07,635</u>
20,33,106	...	3,50,95,412
<u>20,33,106</u>	<u>...</u>	<u>3,50,95,412</u>
...	...	11,51,829
...	...	1,85,93,567
...	...	4,00,000
<u>...</u>	<u>...</u>	<u>2,01,45,396</u>
9,91,426	...	67,87,979
...	7,49,476	42,43,895
14,68,980	14,41,74,922	16,86,52,178
...	9,41,000	9,41,000
99,24,800	...	1,49,80,000
5,000	...	3,81,92,233
3,00,000	...	3,00,000
18,00,000	...	39,51,978
<u>1,44,90,206</u>	<u>14,58,65,398</u>	<u>23,80,49,263</u>

**STATEMENT
DETAILED ACCOUNTS OF EXPENDITURE**

(Figures in italics represent

Heads

*Actuals
Non-Plan*

	(1)	(2)
		Rs.
B. SOCIAL SERVICES -Concl.		
(g) Social Welfare and Nutrition -Concl.		
2235 Social Security and Welfare -Concl.		
60 <i>Other Social Security and Welfare Programmes</i>		
102 Pension under Social Security Scheme		28,78,321
200 Other Programmes		1,42,315
800 Other Expenditure		9,74,983
Total : 60		9,74,983
Total : 2235		30,20,636
		9,74,983
		10,08,59,691
2236 Nutrition		
02 <i>Distribution of Nutritious food and beverages</i>		
101 Special Nutrition Programmes		5,92,694
Total : 2236		5,92,694
2245 Relief on account of Natural Calamities		
80 <i>General</i>		
800 Other Expenditure		1,17,00,000
Total : 80		1,17,00,000
Total : 2245		1,17,00,000
Total : (g) Social Welfare and Nutrition		9,74,983
		11,31,52,385

NO. 11
BY MINOR HEADS -Contd.
 Charged expenditure)
 for 2002-2003

Plan	Centrally Sponsored Plan Schemes (including NEC, Central Plan and Sub-Plan Schemes)	Total
(3)	(4)	(5)
Rs.	Rs.	Rs.
...	...	1,48,02,419
17,84,720	...	17,84,720
...	...	2,20,496
<u>17,84,720</u>	<u>...</u>	<u>1,68,07,635</u>
<u>20,33,106</u>	<u>...</u>	<u>3,50,95,412</u>
<u>20,33,106</u>	<u>...</u>	<u>3,50,95,412</u>
...	...	11,51,829
...	...	1,85,93,567
...	...	4,00,000
<u>...</u>	<u>...</u>	<u>2,01,45,396</u>
9,91,426	...	67,87,979
...	7,49,476	42,43,895
14,68,980	14,41,74,922	16,86,52,178
...	9,41,000	9,41,000
99,24,800	...	1,49,80,000
5,000	...	3,81,92,233
3,00,000	...	3,00,000
18,00,000	...	39,51,978
<u>1,44,90,206</u>	<u>14,58,65,398</u>	<u>23,80,49,263</u>

**STATEMENT
DETAILED ACCOUNTS OF EXPENDITURE**

(Figures in italics represent

Heads

*Actuals
Non-Plan*

	(1)	(2)
		Rs.
B. SOCIAL SERVICES -Concl.		
(g) Social Welfare and Nutrition -Concl.		
2235 Social Security and Welfare -Concl.		
60 <i>Other Social Security and Welfare Programmes</i>		
102 Pension under Social Security Scheme		28,78,321
200 Other Programmes		1,42,315
800 Other Expenditure		9,74,983
Total : 60		9,74,983
Total : 2235		30,20,636
		9,74,983
		10,08,59,691
2236 Nutrition		
02 <i>Distribution of Nutritious food and beverages</i>		
101 Special Nutrition Programmes		5,92,694
Total : 2236		5,92,694
2245 Relief on account of Natural Calamities		
80 <i>General</i>		
800 Other Expenditure		1,17,00,000
Total : 80		1,17,00,000
Total : 2245		1,17,00,000
Total : (g) Social Welfare and Nutrition		9,74,983
		11,31,52,385

NO. 11
BY MINOR HEADS –Contd.
 Charged expenditure)
 for 2002-2003

Plan	Centrally Sponsored Plan Schemes (including NEC, Central Plan and Sub-Plan Schemes)	Total
(3) Rs.	(4) Rs.	(5) Rs.
...	...	28,78,321
...	...	1,42,315
...	...	9,74,983
...	...	39,95,619
<u>1,44,90,206</u>	<u>14,58,65,398</u>	<u>26,21,90,278</u>
1,64,56,269	...	1,70,48,963
<u>1,64,56,269</u>	<u>...</u>	<u>1,70,48,963</u>
...	...	1,17,00,000
...	...	1,17,00,000
...	...	1,17,00,000
<u>3,09,46,475</u>	<u>14,58,65,398</u>	<u>29,09,39,241</u>

**STATEMENT
DETAILED ACCOUNTS OF EXPENDITURE**

(Figures in italics represent

Heads

Actuals

Non-Plan

(1)

(2)

Rs.

B. SOCIAL SERVICES -Concl'd.

(h) Others

2250 Other Social Services

800 Other expenditure 65,19,416

Total : 2250

65,19,416

2251 Secretariat - Social Services

090 Secretariat 2,62,00,209

Total : 2251

2,62,00,209

Total : (h) Others

3,27,19,625

TOTAL : B. SOCIAL SERVICES

24,95,652

3,76,02,52,970

C. ECONOMIC SERVICES

(a) Agriculture and Allied Activities

2401 Crop Husbandry

001 Direction and Administration 9,33,95,233

102 Foodgrain Crops 76,89,727

103 Seeds 1,04,11,978

104 Agricultural Farms 50,73,830

105 Manures and Fertilizers 24,01,995

107 Plant Protection 46,75,110

108 Commercial Crops 43,98,020

109 Extension and Farmers' Training 1,42,10,982

113 Agricultural Engineering 53,84,005

119 Horticulture and Vegetable Crops 61,33,490

800 Other expenditure 3,39,101

Total : 2401

15,41,13,471

NO. 11
BY MINOR HEADS -Contd.
 (charged expenditure)
 for 2002-2003

Plan	Centrally Sponsored Plan Schemes (including NEC, Central Plan and Sub-Plan Schemes)	Total
(3) Rs.	(4) Rs.	(5) Rs.
...	...	65,19,416
...	...	65,19,416
...	...	2,62,00,209
...	...	2,62,00,209
...	...	3,27,19,625
...
<u>36,28,81,015</u>	<u>48,86,98,200</u>	<u>4,61,43,27,837</u>
97,96,136	...	10,31,91,369
66,99,992	1,31,61,319	2,75,51,038
3,07,464	...	1,07,19,442
3,91,990	...	54,65,820
...	...	24,01,995
3,69,402	...	50,44,512
6,46,522	10,34,830	60,79,372
900	...	1,42,11,882
...	...	53,84,005
98,457	...	62,31,947
35,571	2,81,20,621	2,84,95,293
<u>1,83,46,434</u>	<u>4,23,16,770</u>	<u>21,47,76,675</u>

**STATEMENT
DETAILED ACCOUNTS OF EXPENDITURE**

(Figures in italics represent

Heads

Actuals

Non-Plan

(1)

(2)

Rs.

C. *ECONOMIC SERVICES -Contd.*

(a) *Agricultural and Allied Activities - Contd.*

2402 Soil and Water Conservation

001	Direction and Administration	2,85,56,992
101	Soil Survey and Testing	66,67,277
102	Soil Conservation	1,55,49,931
800	Other Expenditure	...

Total : 2402

5,07,74,200

2403 Animal Husbandry

001	Direction and Administration	4,52,35,021
101	Veterinary Services and Animal Health	8,95,31,352
102	Cattle and Buffalo Development	4,05,89,432
103	Poultry Development	35,19,050
104	Sheep & Wool Development	...
105	Piggery Development	...
106	Other Livestock Development	...
107	Fodder and Feed Development	14,89,326
109	Extension and Training	2,08,475
113	Administrative Investigation & Statistics	...

Total : 2403

18,05,72,656

2404 Dairy Development

001	Direction and Administration	15,74,557
102	Dairy Development Project	28,06,869

Total : 2404

43,81,426

NO. 11
BY MINOR HEADS -Contd.
 Charged expenditure)
 for 2002-2003

Plan	Centrally Sponsored Plan Schemes (including NEC, Central Plan and Sub-Plan Schemes)	Total
(3) Rs.	(4) Rs.	(5) Rs.
...	...	2,85,56,992
15,585	...	66,82,862
3,93,27,000	...	5,48,76,931
...	45,00,000	45,00,000
<u>3,93,42,585</u>	<u>45,00,000</u>	<u>9,46,16,785</u>
5,93,434	...	4,58,28,455
5,09,072	1,96,544	9,02,36,968
2,86,384	13,12,839	4,21,88,655
4,87,912	...	40,06,962
3,596	...	3,596
2,51,323	4,00,000	6,51,323
5,000	...	5,000
77,461	...	15,66,787
...	3,00,000	5,08,475
8,00,000	2,49,933	10,49,933
<u>30,14,182</u>	<u>24,59,316</u>	<u>18,60,46,154</u>
...	...	15,74,557
1,65,499	...	29,72,368
<u>1,65,499</u>	<u>...</u>	<u>45,46,925</u>

**STATEMENT
DETAILED ACCOUNTS OF EXPENDITURE**

(Figures in italics represent

Heads

Actuals
Non-Plan

(1)

(2)

Rs.

C. *ECONOMIC SERVICES -Contd.*

(a) *Agriculture and Allied Activities - Contd.*

2405 Fisheries

001	Direction and Administration	6,70,46,283
101	Inland Fisheries	78,92,839
105	Processing, Preservation and Marketing	...
109	Extension and Training	13,32,223
800	Other expenditure	...

Total : 2405

7,62,71,345

2406 Forestry and Wild Life

01 *Forestry*

001	Direction and Administration	9,59,31,208
005	Survey and Utilisation of Forests Resources	...
070	Communications and Buildings	...
101	Forests Conservation Development & Regeneration	...
102	Social and Farm Forestry	...
105	Forest Produce	...
109	Extension and Training	...
800	Other Expenditure	10,35,764

Total : 01

9,69,66,972

02 *Environmental Forestry and Wild Life*

110	Wild Life Preservation	...
111	Zoological Park	...
800	Other Expenditure	...

Total : 02

...

Total : 2406

9,69,66,972

NO. 11**BY MINOR HEADS -Contd.**

(Charged expenditure)

for 2002-2003

Plan	Centrally Sponsored Plan Schemes (including NEC, Central Plan and Sub-Plan Schemes)	Total
(3)	(4)	(5)
Rs.	Rs.	Rs.
1,00,828	...	6,71,47,111
4,82,783	...	83,75,622
1,66,722	...	1,66,722
1,01,142	...	14,33,365
67,23,218	...	67,23,218
<u>75,74,693</u>	<u>...</u>	<u>8,38,46,038</u>
10,83,674	...	9,70,14,882
2,05,000	...	2,05,000
1,28,462	...	1,28,462
45,700	...	45,700
6,83,811	...	6,83,811
35,614	...	35,614
1,79,506	...	1,79,506
...	1,09,18,968	1,19,54,732
<u>23,61,767</u>	<u>1,09,18,968</u>	<u>11,02,47,707</u>
1,27,721	64,50,000	65,77,721
3,00,000	...	3,00,000
...	1,08,37,896	1,08,37,896
<u>4,27,721</u>	<u>1,72,87,896</u>	<u>1,77,15,617</u>
<u>27,89,488</u>	<u>2,82,06,864</u>	<u>12,79,63,324</u>

**STATEMENT
DETAILED ACCOUNTS OF EXPENDITURE**

(Figures in italics represent

Heads

*Actuals
Non-Plan*

	(1)	(2)
		Rs.
C. ECONOMIC SERVICES - Contd.		
(a) Agricultural and Allied Activities - Contd.		
2407 Plantations		
03 <i>Rubber</i>		...
800 Other expenditure		...
Total : 2407		...
2408 Food Storage and Warehousing		
01 <i>Food</i>		
001 Direction and Administration		3,44,37,953
800 Other expenditure		1,23,022
Total : 01		<u>3,45,60,975</u>
02 <i>Storage & Warehousing</i>		
101 Rural Godown Programme		5,40,698
Total : 02		<u>5,40,698</u>
Total : 2408		<u>3,51,01,673</u>
2415 Agricultural Research and Education		
00		
004 Research		...
Total : 00		...
01 <i>Crop Husbandry</i>		
004 Research & Evaluation		50,40,158
Total : 01		<u>50,40,158</u>
07 <i>Plantation</i>		
800 Other Expenditure		...
Total : 07		...
80 <i>General</i>		
150 Assistance to I.C.A.R.		9,63,205
277 Education		16,93,892
Total : 80		<u>26,57,097</u>
Total : 2415		<u>76,97,255</u>

NO. 11
BY MINOR HEADS -Contd.

(Charged expenditure)
 for 2002-2003

Plan	Centrally Sponsored Plan Schemes (including NEC, Central Plan and Sub-Plan Schemes)	Total
(3)	(4)	(5)
Rs.	Rs.	Rs.
37,333	...	37,333
<u>37,333</u>	<u>...</u>	<u>37,333</u>
...	...	3,44,37,953
<u>...</u>	<u>...</u>	<u>1,23,022</u>
...	...	<u>3,45,60,975</u>
76,014	...	6,16,712
<u>76,014</u>	<u>...</u>	<u>6,16,712</u>
76,014	...	<u>3,51,77,687</u>
...	7,04,512	7,04,512
<u>...</u>	<u>7,04,512</u>	<u>7,04,512</u>
1,77,033	...	52,17,191
<u>1,77,033</u>	<u>...</u>	<u>52,17,191</u>
27,00,000	...	27,00,000
<u>27,00,000</u>	<u>...</u>	<u>27,00,000</u>
3,68,000	...	13,31,205
2,91,601	...	19,85,493
<u>6,59,601</u>	<u>...</u>	<u>33,16,698</u>
<u>35,36,634</u>	<u>7,04,512</u>	<u>1,19,38,401</u>

**STATEMENT
DETAILED ACCOUNTS OF EXPENDITURE**

(Figures in italics represent

Heads

Actuals

Non-Plan

(1)

(2)

Rs.

C. *ECONOMIC SERVICES - Contd.*

(a) *Agricultural and Allied Activities - Concl'd.*

2425 *Co-operation*

001 Direction and Administration

4,75,60,960

003 Training

...

004 Research & Evaluation

...

101 Audit of Co-operatives

89,30,478

108 Assistance to Other Co-operatives

...

Total : 2425

5,64,91,438

Total : (a) *Agriculture and Allied Activities*

66,23,70,436

(b) *Rural Development*

2501 *Special Programmes for Rural Development*

01 *Integrated Rural Development Programme*

001 Direction and Administration

11,10,767

101 Subsidy to District Rural Development Agency

...

Total : 01

...11,10,767

04 *Integrated Rural Energy planning*

105 Project Implementation

6,92,055

Total : 04

6,92,055

Total : 2501

18,02,822

NO. 11
BY MINOR HEADS -Contd.

Charged expenditure)
 for 2002-2003

Plan	Centrally Sponsored Plan Schemes (including NEC, Central Plan and Sub-Plan Schemes)	Total
(3)	(4)	(5)
Rs.	Rs.	Rs.
3,04,949	...	4,78,65,909
18,00,000	...	18,00,000
50,000	...	50,000
...	...	89,30,478
15,70,000	...	15,70,000
<u>37,24,949</u>	<u>...</u>	<u>6,02,16,387</u>
<u>7,86,07,811</u>	<u>7,81,87,462</u>	<u>81,91,65,709</u>
2,97,530	...	14,08,297
1,54,70,000	...	1,54,70,000
<u>1,57,67,530</u>	<u>...</u>	<u>1,68,78,297</u>
36,00,000	...	42,92,055
<u>36,00,000</u>	<u>...</u>	<u>42,92,055</u>
<u>1,93,67,530</u>	<u>...</u>	<u>2,11,70,352</u>

**STATEMENT
DETAILED ACCOUNTS OF EXPENDITURE**

(Figures in italics represent

Heads

Actuals

Non-Plan

(1)

(2)

Rs.

C.	<i>ECONOMIC SERVICES - Contd.</i>	
	<i>(b) Rural Development - Concl'd.</i>	
2505	Rural Employment	
01	<i>National Programmes</i>	
701	Jawahar Rozgar Yojna	...
	Total : 01	...
	60 <i>Other Programme</i>	
800	Other Expenditure	...
	Total : 60	...
	Total : 2505	...
2515	Other Rural Development Programmes	
001	Direction and Administration	43,68,196
101	Panchayati Raj	2,52,20,633
102	Community Development	6,63,00,513
	Total : 2515	9,58,89,342
	Total : (b) Rural Development	9,76,92,164
	<i>(c) Special Areas Programmes</i>	
2552	North Eastern Areas	
00	:	
800	Other Expenditure	...
	Total : 00	...
	01 <i>Hydel Generation -</i>	
005	Investigation	...
	Total : 01	...
	Total : 2552	...
	Total : (c) Special Areas Programmes	...

NO. 11
BY MINOR HEADS -Contd.
 (Charged expenditure)
 for 2002-2003

Plan	Centrally Sponsored Plan Schemes (including NEC, Central Plan and Sub-Plan Schemes)	Total
(3) Rs.	(4) Rs.	(5) Rs.
...	<u>3,00,000</u>	<u>3,00,000</u>
...	<u>3,00,000</u>	<u>3,00,000</u>
<u>9,00,00,000</u>	...	<u>9,00,00,000</u>
<u>9,00,00,000</u>	...	<u>9,00,00,000</u>
<u>9,00,00,000</u>	<u>3,00,000</u>	<u>9,03,00,000</u>
...	...	43,68,196
...	...	2,52,20,633
<u>47,49,996</u>	...	<u>7,10,50,509</u>
<u>47,49,996</u>	...	<u>10,06,39,338</u>
<u>11,41,17,526</u>	<u>3,00,000</u>	<u>21,21,09,690</u>
...	<u>50,96,970</u>	<u>50,96,970</u>
...	<u>50,96,970</u>	<u>50,96,970</u>
...	<u>15,82,750</u>	<u>15,82,750</u>
...	<u>15,82,750</u>	<u>15,82,750</u>
...	<u>66,79,720</u>	<u>66,79,720</u>
...	<u>66,79,720</u>	<u>66,79,720</u>

**STATEMENT
DETAILED ACCOUNTS OF EXPENDITURE**

(Figures in italics represent

<i>Heads</i>	<i>Actuals</i> Non-Plan
(1)	(2) Rs.
C. <i>ECONOMIC SERVICES - Contd.</i>	
(d) <i>Irrigation and Flood Control</i>	
2701 Major and Medium Irrigation	
02 <i>Major Irrigation</i>	
051 Construction	93,69,228
Total : 02	93,69,228
04 <i>Medium Irrigation Non-Commercial</i>	
001 Direction and Administration	5,38,80,533
051 Construction	...
799 Suspense	56,73,657
Total : 04	5,95,54,190
80 <i>General</i>	
800 Other expenditure	1,39,12,222
Total : 80	1,39,12,222
Total : 2701	8,28,35,640
2702 Minor Irrigation	
01 <i>Surface Water</i>	
103 Diversion Schemes	3,33,84,695
Total : 01	3,33,84,695
80 <i>General</i>	
001 Direction and Administration	3,19,11,795
052 Machinery & Equipment	1,00,000
800 Other expenditure	...
Total : 80	3,20,11,795
Total : 2702	6,53,96,490

NO. 11**BY MINOR HEADS** –Contd.

Charged expenditure)

For 2002-2003

Plan	Centrally Sponsored Plan Schemes (including NEC, Central Plan and Sub-Plan Schemes)	Total
(3) Rs.	(4) Rs.	(5) Rs.
3,83,03,355	...	4,76,72,583
<u>3,83,03,355</u>	<u>...</u>	<u>4,76,72,583</u>
2,16,26,714	...	7,55,07,247
...	...	56,73,657
94,24,661	...	94,24,661
<u>3,10,51,375</u>	<u>...</u>	<u>9,06,05,565</u>
...	...	1,39,12,222
<u>...</u>	<u>...</u>	<u>1,39,12,222</u>
<u>6,93,54,730</u>	<u>...</u>	<u>15,21,90,370</u>
...	...	3,33,84,695
<u>...</u>	<u>...</u>	<u>3,33,84,695</u>
...	...	3,19,11,795
...	...	1,00,000
6,29,970	...	6,29,970
<u>6,29,970</u>	<u>...</u>	<u>3,26,41,765</u>
<u>6,29,970</u>	<u>...</u>	<u>6,60,26,460</u>

**STATEMENT
DETAILED ACCOUNTS OF EXPENDITURE**

(Figures in italics represent

Heads

Actuals

Non-Plan

	(1)		(2)
			Rs.
C. ECONOMIC SERVICES - Contd.			
(d) Irrigation and Flood Control -Concl'd.			
2705 Command Area Development			
001 Direction & Administration			97,59,741
800 Other expenditure			
Total : 2705			97,59,741
2711 Flood Control and Drainage			
01 <i>Flood Control</i>			
001 Direction and Administration			4,75,49,465
052 Machinery and Equipments			(-) 72,556
Total : 01			4,74,76,909
80 <i>General</i>			
800 Other Expenditure			1,51,81,976
Total : 2711			6,26,58,885
Total : (d) <i>Irrigation and Flood Control</i>			22,06,50,756
(e) Energy			
2801 Power			
01 <i>Hydel Generation</i>			
001 Direction & Administration			29,62,000
101 Purchase of Power			36,00,00,000
102 Hydro Electric Schemes			7,85,881
Total : 01			36,37,47,881
04 <i>Diesel/Gas Power Generation</i>			
001 Direction and Administration			34,90,83,749
799 Suspense			3,89,73,173
800 Other expenditure			10,90,86,026
Total : 04			49,71,42,948
Total : 2801			86,08,90,829

NO. 11
BY MINOR HEADS -Contd.
 Charged expenditure)
 for 2002-2003

Plan	Centrally Sponsored Plan Schemes (including NEC, Central Plan and Sub-Plan Schemes)	Total
(3)	(4)	(5)
Rs.	Rs.	Rs.
...	...	97,59,741
75,34,595	44,39,256	1,19,73,851
<u>75,34,595</u>	<u>44,39,256</u>	<u>2,17,33,592</u>
...	...	4,75,49,465
...	...	*(-) 72,556
<u>...</u>	<u>...</u>	<u>4,74,76,909</u>
...	...	1,51,81,976
...	...	6,26,58,885
...	...	30,26,09,307
<u>7,75,19,295</u>	<u>44,39,256</u>	<u>30,26,09,307</u>
...	...	29,62,000
...	...	36,00,00,000
...	...	7,85,881
<u>...</u>	<u>...</u>	<u>36,37,47,881</u>
...	...	34,90,83,749
...	...	3,89,73,173
...	...	10,90,86,026
<u>...</u>	<u>...</u>	<u>49,71,42,948</u>
<u>...</u>	<u>...</u>	<u>86,08,90,829</u>

* Reduction of Expenditure

**STATEMENT
DETAILED ACCOUNTS OF EXPENDITURE**

(Figures in italics represent

Heads

*Actuals
Non-Plan*

	(1)	(2)
		Rs.
C. ECONOMIC SERVICES - Contd.		
(e) Energy - Concl'd.		
2810 Non-Conventional Sources of Energy		
01 Bio Energy		
101 National Programme for Bio-gas Development		...
Total : 01		...
60 Others		
800 Other Expenditure		...
Total : 60		...
Total : 2810		...
Total : (e) Energy		<u>86,08,90,829</u>
(f) Industry and Minerals		
2851 Village and Small Industries		
001 Direction and Administration		5,65,32,000
003 Training		1,73,96,560
004 Research and Development		...
101 Industrial Estate		...
102 Small Scale Industries		60,97,046
103 Handloom Industries		88,69,740
104 Handicraft Industries		40,79,045
105 Khadi and Village Industries		55,98,132
107 Sericulture Industries		5,57,36,105
108 Powerloom Industries		...
109 Monitoring and Evaluation		32,46,810
800 Other Expenditure		(-) 6,504
Total : 2851		<u>15,75,48,934</u>

NO. 11
BY MINOR HEADS -Contd.
 Charged expenditure)
 for 2002-2003

Plan	Centrally Sponsored Plan Schemes (including NEC, Central Plan and Sub-Plan Schemes)	Total
(3) Rs.	(4) Rs.	(5) Rs.
...	12,00,000	12,00,000
...	12,00,000	12,00,000
35,37,832	...	35,37,832
35,37,832	...	35,37,832
35,37,832	12,00,000	47,37,832
35,37,832	12,00,000	86,56,28,661
75,14,587	...	6,40,46,587
20,21,240	...	1,94,17,800
...	4,16,730	4,16,730
73,818	...	73,818
1,94,163	...	62,91,209
1,88,12,372	3,15,03,720	5,91,85,832
7,39,463	...	48,18,508
15,00,000	1,20,000	70,98,132
46,74,247	...	6,05,30,352
...	5,59,038	5,59,038
25,200	...	32,72,010
...	11,37,920	11,31,416
3,55,55,090	3,37,37,408	22,68,41,432

**STATEMENT
DETAILED ACCOUNTS OF EXPENDITURE**

(Figures in italics represent

Heads

Actuals
Non-Plan

	(1)		(2)
			Rs.
C. ECONOMIC SERVICES - Contd.			
(f) Industry and Minerals - Concl'd.			
2852 Industries			
08 Consumer Industries			
201 Sugar			19,03,472
800 Others			...
Total : 08			19,03,472
80 General			
003 Industrial Education Research & Training			...
800 Other Expenditure			...
Total : 80			...
Total : 2852			19,03,472
2853 Non-ferrous Mining and Metallurgical Industries			
02 Regulation and Development of Mines			
001 Direction and Administration			92,59,312
004 Research & Development			...
102 Mineral Exploration			...
Total : 02			92,59,312
Total : 2853			92,59,312
Total : (f) Industry and Minerals			16,87,11,718
(g) Transport			
3054 Roads and Bridges			
01 National Highways			
337 Road Works			1,20,83,685
Total : 01			1,20,83,685
02 Strategic Border Roads			
337 Road Works			2,71,79,275
Total : 02			2,71,79,275

NO. 11
BY MINOR HEADS -Contd.
 Charged expenditure)
 for 2002-2003

Plan	Centrally Sponsored Plan Schemes (including NEC, Central Plan and Sub-Plan Schemes)	Total
(3) Rs.	(4) Rs.	(5) Rs.
41,832	...	19,45,304
29,90,858	1,00,000	30,90,858
<u>30,32,690</u>	<u>1,00,000</u>	<u>50,36,162</u>
1,47,126		1,47,126
97,875		97,875
<u>2,45,001</u>	<u>...</u>	<u>2,45,001</u>
<u>32,77,691</u>	<u>1,00,000</u>	<u>52,81,163</u>
26,849	...	26,849
9,26,482	...	9,26,482
12,75,281	...	1,05,34,593
<u>22,28,612</u>	<u>...</u>	<u>1,14,87,924</u>
22,28,612	...	1,14,87,924
<u>4,10,61,393</u>	<u>3,38,37,408</u>	<u>24,36,10,519</u>
...	...	<u>1,20,83,685</u>
...	...	<u>1,20,83,685</u>
...	...	<u>2,71,79,275</u>
...	...	<u>2,71,79,275</u>

**STATEMENT
DETAILED ACCOUNTS OF EXPENDITURE**

(Figures in italics represent

Heads

*Actuals
Non-Plan*

(1)

(2)
Rs.

C. ECONOMIC SERVICES - Contd.

(g) Transport- Contd.

3054 Roads and Bridges

03 *State Highways*

102 Bridges

337 Road Works

1,28,28,505

1,20,83,966

Total : 03

2,49,12,471

04 *District and Other Roads*

102 Bridge Works

337 Road Works

6,88,11,558

7,83,34,664

Total : 04

14,71,46,222

80 *General*

001 Direction and Administration

052 Machinery and Equipment

799 Suspense

800 Other expenditure

15,18,27,626

(-) 37,46,571

5,76,09,531

1,74,243

Total : 80

20,58,64,829

Total : 3054

41,71,86,482

Total : (g) *Transport*

41,71,86,482

(i) Science, Technology and Environment

3425 Other Scientific Research

60 *Others*

001 Direction and Administration

004 Research and Development

38,56,919

...

Total : 60

38,56,919

Total : 3425

38,56,919

NO. 11**BY MINOR HEADS -Contd.**

Charged expenditure)

for 2002-2003

Plan	Centrally Sponsored Plan Schemes (including NEC, Central Plan and Sub-Plan Schemes)	Total
(3) Rs.	(4) Rs.	(5) Rs.
...	...	1,28,28,505
...	...	1,20,83,966
...	...	2,49,12,471
...	...	6,88,11,558
...	...	7,83,34,664
...	...	14,71,46,222
...	...	15,18,27,626
...	...	* (-) 37,46,571
...	...	5,76,09,531
...	...	1,74,243
...	...	20,58,64,829
...	...	41,71,86,482
...	...	41,71,86,482
6,04,834	...	44,61,753
1,40,48,837	...	1,40,48,837
1,46,53,671	...	1,85,10,590
1,46,53,671	...	1,85,10,590

* Reduction of Expenditure

**STATEMENT
DETAILED ACCOUNTS OF EXPENDITURE**

(Figures in italics represent

Heads

Actuals

Non-Plan

(1)

(2)

Rs.

<i>C. ECONOMIC SERVICES - Contd.</i>		
<i>(i) Science, Technology and Environment - Concl'd.</i>		
3435	Ecology and Environment	
03	<i>Environmental Research & Ecological Regeneration</i>	
003	Environmental Education/ Training Extension	...
	Total : 03	...
04	<i>Prevention & Control of Pollution</i>	
104	Impact Assesment	...
	Total : 04	...
60	<i>Others</i>	
001	Direction & Administration	11,63,897
	Total : 60	11,63,897
	Total : 3435	11,63,897
	Total : <i>(i) Science, Technology and Environment</i>	50,20,816
 <i>(j) General Economic Services</i>		
3451	Secretariat - Economic Services	
090	Secretariat	11,07,892
092	Other Offices	1,58,19,135
102	District Planning Machinery	24,15,285
	Total : 3451	1,93,42,312
3452	Tourism	
01	<i>Infrastructures</i>	
800	Other Expenditure	...
	Total : 01	...
80	<i>General</i>	
001	Direction and Administration	1,14,73,262
	Total : 80	1,14,73,262
	Total : 3452	1,14,73,262

NO. 11
BY MINOR HEADS -Contd.
 Charged expenditure)
 for 2002-2003

Plan	Centrally Sponsored Plan Schemes (including NEC, Central Plan and Sub-Plan Schemes)	Total
(3)	(4)	(5)
Rs.	Rs.	Rs.
30,04,427	...	30,04,427
<u>30,04,427</u>	<u>...</u>	<u>30,04,427</u>
32,00,000	...	32,00,000
<u>32,00,000</u>	<u>...</u>	<u>32,00,000</u>
12,64,317	...	24,28,214
<u>12,64,317</u>	<u>...</u>	<u>24,28,214</u>
74,68,744	...	86,32,641
<u>2,21,22,415</u>	<u>...</u>	<u>2,71,43,231</u>
...	...	11,07,892
5,43,47,393	...	7,01,66,528
1,36,787	...	25,52,072
<u>5,44,84,180</u>	<u>...</u>	<u>7,38,26,492</u>
16,53,945	...	16,53,945
<u>16,53,945</u>	<u>...</u>	<u>16,53,945</u>
...	...	1,14,73,262
...	...	1,14,73,262
<u>16,53,945</u>	<u>...</u>	<u>1,31,27,207</u>

**STATEMENT
DETAILED ACCOUNTS OF EXPENDITURE**

(Figures in italics represent

Heads

Actuals

Non-Plan

(1)

(2)

Rs.

<i>C. ECONOMIC SERVICES - Contd.</i>		
<i>(j) General Economic Services - Concl'd.</i>		
3454	Census Surveys and Statistics	
01	<i>Census</i>	
101	Computerization of Census Data	...
203	Computer Services	3,05,068
800	Other Expenditure	12,82,971
	Total : 01	15,88,039
02	<i>Surveys and Statistics</i>	
001	Direction and Administration	2,40,76,386
201	National sample Survey Organization	88,11,778
205	State Statistical Agency	27,23,379
	Total : 02	3,56,11,543
	Total : 3454	3,71,99,582
3475	Other General Economic Services	
106	Regulation of Weights and Measures	67,11,021
107	Regulations of Markets	28,73,912
	Total : 3475	95,84,933
	Total : <i>(j) General Economic Services</i>	7,76,00,089

NO. 11
BY MINOR HEADS -Contd.
 Charged expenditure)
 for 2002-2003

Plan	Centrally Sponsored Plan Schemes (including NEC, Central Plan and Sub-Plan Schemes)	Total
(3) Rs.	(4) Rs.	(5) Rs.
...	8,23,829	8,23,829
2,00,000	...	5,05,068
...	...	12,82,971
<u>2,00,000</u>	<u>8,23,829</u>	<u>26,11,868</u>
...	...	2,40,76,386
...	...	88,11,778
...	...	27,23,379
<u>...</u>	<u>...</u>	<u>3,56,11,543</u>
<u>2,00,000</u>	<u>8,23,829</u>	<u>3,82,23,411</u>
19,44,385	...	86,55,406
...	...	28,73,912
<u>19,44,385</u>	<u>...</u>	<u>1,15,29,318</u>
<u>5,82,82,510</u>	<u>8,23,829</u>	<u>13,67,06,428</u>

**STATEMENT
DETAILED ACCOUNTS OF EXPENDITURE**

(Figures in italics represent

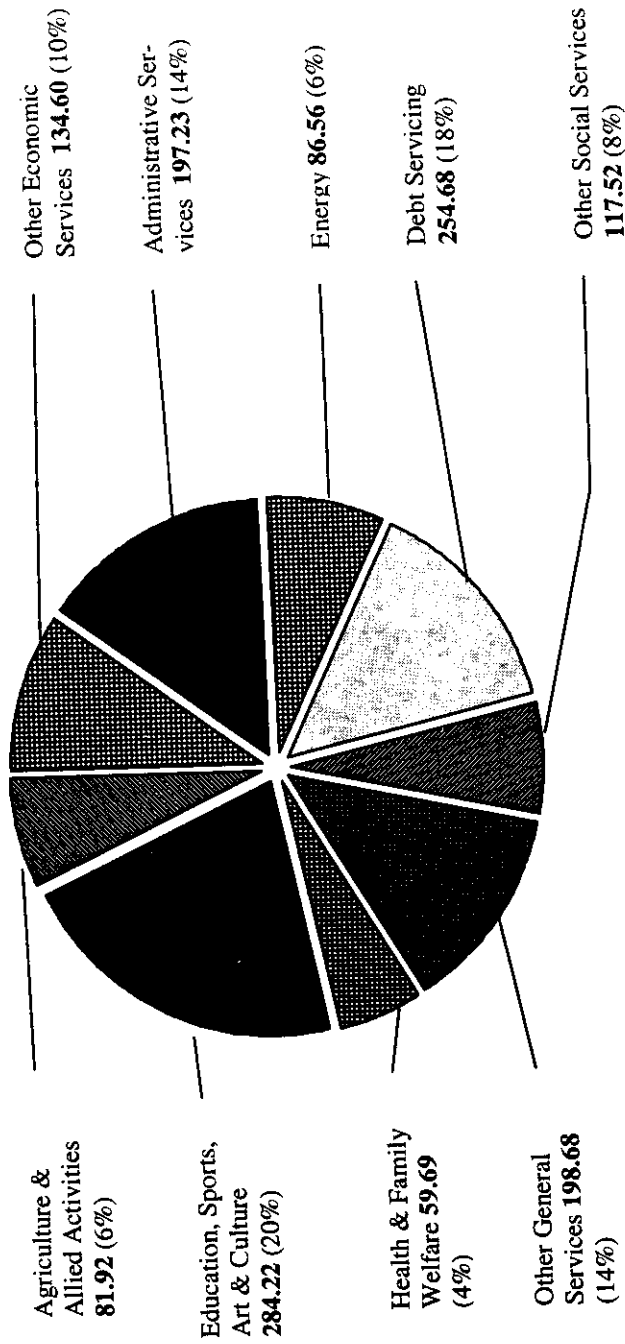
Actuals
Non-Plan

Heads


	(1)	(2)
		Rs.
C.	<i>ECONOMIC SERVICES - Concl'd.</i>	
	TOTAL : C. ECONOMIC SERVICES	2,51,01,23,290
	TOTAL : EXPENDITURE HEADS (REVENUE ACCOUNT)	2,56,97,84,819
	EXPENDITURE HEADS (CAPITAL ACCOUNTS)	10,19,44,07,057
A	<i>CAPITAL ACCOUNT OF GENERAL SERVICES</i>	
4059	Capital Outlay on Public Works	1,25,127
	TOTAL : A CAPITAL ACCOUNT OF GENERAL SERVICES	1,25,127
B	<i>CAPITAL ACCOUNT OF SOCIAL SERVICES</i>	
(a)	<i>Capital Account of Education, Sports, Art and Culture</i>	
4202	Capital Outlay on Education, Sports, Art and Culture	...
	Total : (a) <i>Capital Account of Education, Sports, Art and Culture</i>	...
(b)	<i>Capital Account of Health and Family Welfare</i>	
4210	Capital Outlay on Medical and Public Health	...
	Total : (b) <i>Capital Account of Health and Family Welfare</i>	...

SUB SECTORWISE REVENUE EXPENDITURE : 2002-2003

(Rupees in Crores)



Total Revenue Expenditure: Rs.1415.10



NO. 11
BY MINOR HEADS -Contd.
 Charged expenditure)
 for 2002-2003

Plan	Centrally Sponsored Plan Schemes (including NEC, Central Plan and Sub-Plan Schemes)	Total
(3) Rs.	(4) Rs.	(5) Rs.
<u>39,52,48,782</u>	<u>12,54,67,675</u>	<u>3,03,08,39,747</u>
<u>77,19,42,498</u>	<u>61,49,22,099</u>	<u>14,15,10,56,473</u>
5,17,28,177	...	5,18,53,304
<u>5,17,28,177</u>	<u>...</u>	<u>5,18,53,304</u>
(-) 1,78,976	2,05,00,000	2,03,21,024
<u>(-) 1,78,976</u>	<u>2,05,00,000</u>	<u>2,03,21,024</u>
2,68,49,432	...	2,68,49,432
<u>2,68,49,432</u>	<u>...</u>	<u>2,68,49,432</u>

**STATEMENT
DETAILED ACCOUNTS OF EXPENDITURE**

(Figures in italics represent

Heads

Actuals
Non-Plan

	(1)	(2) Rs.
B.	<i>CAPITAL ACCOUNT OF SOCIAL SERVICES -Concl'd.</i>	
	<i>(c) Capital Account of Water Supply, Sanitation, Housing and Urban Development</i>	
4215	Capital Outlay on Water Supply and Sanitation	...
4216	Capital outlay on Housing	...
4217	Capital outlay on Urban Development	...
	Total : (c) <i>Capital Account of Water Supply, Sanitation, Housing and Urban Development</i>	...
	<i>(g) Capital Outlay of Social Welfare & Nutrition</i>	
4235	Capital Outlay on Social Security & Welfare	...
	Total : (g) <i>Capital Account of Social Welfare & Nutrition</i>	...
	Total : B. <i>CAPITAL ACCOUNT OF SOCIAL SERVICES</i>	...
	C. <i>CAPITAL ACCOUNT OF ECONOMIC SERVICES</i>	
	<i>(a) Capital Account of Agriculture and Allied Activities</i>	
4401	Capital Outlay on Crop Husbandry	(-) 4,86,577

NO. 11
BY MINOR HEADS –Contd.
 Charged expenditure)
 for 2002-2003

Plan	Centrally Sponsored Plan Schemes (including NEC, Central Plan and Sub-Plan Schemes)	Total
(3) Rs.	(4) Rs.	(5) Rs.
38,60,29,798	22,37,15,566	60,97,45,364
3,67,88,731	...	3,67,88,731
1,20,26,000	...	1,20,26,000
<u>43,48,44,529</u>	<u>22,37,15,566</u>	<u>65,85,60,095</u>
<u>5,50,000</u>	<u>4,12,50,000</u>	<u>4,18,00,000</u>
<u>5,50,000</u>	<u>4,12,50,000</u>	<u>4,18,00,000</u>
<u>46,20,64,985</u>	<u>28,54,65,566</u>	<u>74,75,30,551</u>
<u>...</u>	<u>...</u>	<u>* (-) 4,86,577</u>

* Reduction of Expenditure

**STATEMENT
DETAILED ACCOUNTS OF EXPENDITURE**

(Figures in italics represent

Heads

Actuals
Non-Plan

	(1)	(2) Rs.
C.	<i>CAPITAL ACCOUNT OF ECONOMIC SERVICES -Contd.</i>	
	<i>(a) Capital Account of Agriculture and Allied Activities - Concl'd.</i>	
4403	Capital Outlay on Animal Husbandry	...
4408	Capital Outlay on Food Storage and Warehousing	...
4425	Capital Outlay on Co-operation	...
	Total : (a) Capital Account of Agriculture and Allied Activities	(-) 4,86,577
	<i>(b) Capital Account of Rural Development</i>	
4515	Capital Outlay on other Rural Development Programmes	...
	Total : (b) Capital Account of Rural Development	...
	<i>(c) Capital Account of Special Areas Programmes</i>	
4552	Capital Outlay on North Eastern Areas	...
	Total : (c) Capital Account of Special Areas Programmes	...
	<i>(d) Capital Account of Irrigation and Flood Control</i>	
4701	Capital Outlay on Major and Medium Irrigation	...
4702	Capital Outlay on Minor Irrigation	...
4711	Capital Outlay on Flood Control Projects	...
	Total : (d) Capital Account of Irrigation and Flood Control	...
	<i>(e) Capital Account of Energy</i>	
4801	Capital Outlay on Power Projects	...
	Total : (e) Capital Account of Energy	...

NO. 11
BY MINOR HEADS –Contd.
 Charged expenditure)
 for 2002-2003

Plan	Centrally Sponsored Plan Schemes (including NEC, Central Plan and Sub-Plan Schemes)	Total
(3) Rs.	(4) Rs.	(5) Rs.
49,74,980	...	49,74,980
8,940	...	(-) 8,940
24,00,000	...	24,00,000
<u>73,83,920</u>	<u>...</u>	<u>68,97,343</u>
17,88,988	...	17,88,988
<u>17,88,988</u>	<u>...</u>	<u>17,88,988</u>
...	3,33,61,479	3,33,61,479
<u>...</u>	<u>3,33,61,479</u>	<u>3,33,61,479</u>
19,73,11,265	...	19,73,11,265
1,80,41,725	...	1,80,41,725
68,51,284	...	68,51,284
<u>22,22,04,274</u>	<u>...</u>	<u>22,22,04,274</u>
<u>11,03,94,931</u>	<u>5,40,53,192</u>	<u>16,44,48,123</u>
<u>11,03,94,931</u>	<u>5,40,53,192</u>	<u>16,44,48,123</u>

STATEMENT
DETAILED ACCOUNTS OF EXPENDITURE

(Figures in italics represent

Heads

Actuals

Non-Plan

	(1)	(2) Rs.
C.	<i>CAPITAL ACCOUNT OF ECONOMIC SERVICES -Contd.</i>	
	<i>(f) Capital Account of Industry and Minerals</i>	
4851	Capital Outlay on Village and Small Industries	...
4852	Capital Outlay on Iron & Steel Industries	...
4854	Capital Outlay on Cement & Non-Metallic Mineral Industries	...
4860	Capital Outlay on Consumer Industries	...
	Total : (f) <i>Capital Account of Industry & Minerals</i>	...
	<i>(g) Capital Account of Transport</i>	
5054	Capital Outlay on Roads and Bridges	...
5055	Capital Outlay on Roads Transport	...
	Total : (g) <i>Capital Account of Transport</i>	...
	<i>(j) Capital Account of General Economic Services</i>	
5452	Capital Outlay on Tourism	...
	Total : (j) <i>Capital Account of General Economic Services</i>	...
	Total : C. CAPITAL ACCOUNT OF ECONOMIC SERVICES	(-) 4,86,577
	TOTAL : EXPENDITURE HEADS (CAPITAL HEADS)	(-) 3,61,450
	GRAND TOTAL : SERVICE HEAD (Revenue Account & Capital Account)	12,76,38,30,426

NO. 11
BY MINOR HEADS –*Contd.*
 (charged expenditure)
 for 2002-2003

Plan	Centrally Sponsored Plan Schemes (including NEC, Central Plan and Sub-Plan Schemes)	Total
(3)	(4)	(5)
Rs.	Rs.	Rs.
15,00,000	...	15,00,000
22,21,975	...	22,21,975
1,31,54,575	...	1,31,54,575
5,71,00,000	...	5,71,00,000
<u>7,39,76,550</u>	<u>...</u>	<u>7,39,76,550</u>
27,10,82,546	3,22,17,488	30,33,00,034
2,11,886	...	2,11,886
<u>27,12,94,432</u>	<u>3,22,17,488</u>	<u>30,35,11,920</u>
<u>1,06,000</u>	<u>13,73,000</u>	<u>14,79,000</u>
<u>1,06,000</u>	<u>13,73,000</u>	<u>14,79,000</u>
<u>68,71,49,095</u>	<u>12,10,05,159</u>	<u>80,76,67,677</u>
<u>1,20,09,42,257</u>	<u>40,64,70,725</u>	<u>1,60,70,51,532</u>
<u>1,97,28,84,755</u>	<u>1,02,13,92,824</u>	<u>15,75,81,08,005</u>

STATEMENT
DETAILED STATEMENT OF CAPITAL EXPENDITURE

Expenditure
Non-Plan

<i>Nature of Expenditure</i>	(1)	(2) Rs.
A. CAPITAL ACCOUNT OF GENERAL SERVICES		
4059 Capital Outlay on Public Works		
<i>01 Office Buildings</i>		
101 Construction-General Pool Accommodation		1,25,127
201 Acquisition of Land		...
800 Other expenditure		...
Total : <i>01. Office Buildings</i>		1,25,127
<i>60 Other Buildings</i>		
051 Construction		...
Total : 60		...
<i>80 General</i>		
001 Direction and Administration		
800 Other expenditure		...
Total : 80		...
Total : 4059		1,25,127
4070 Capital Outlay on Other Administrative Services		
003 Training		...
800 Other expenditure		...
Total : 4070		...
TOTAL : A. CAPITAL ACCOUNT OF GENERAL SERVICES		1,25,127
B. CAPITAL ACCOUNT OF SOCIAL SERVICES		
(a) Capital Account of Education, Sports, Art and Culture		
4202 Capital Outlay on Education, Sports, Art and Culture		
<i>01 General Education</i>		
201 Elementary Education		...
202 Secondary Education		...
203 University and Higher Education		...
600 General		...
800 Other expenditure		...
Total : <i>01 General Education</i>		...

NO. 12

DURING AND TO THE END OF THE YEAR 2002-2003

during the year

<i>Plan</i>	<i>Centrally Sponsored Plan Schemes (including NEC, Central Plan and Sub-Plan Schemes)</i>	<i>Total</i>	<i>Expenditure to the end of the year</i>
(3) Rs.	(4) Rs.	(5) Rs.	(6) Rs.
5,17,28,177	...	5,18,53,304	61,07,31,837
...	1,06,52,641
...	8,66,99,998
<u>5,17,28,177</u>	<u>...</u>	<u>5,18,53,304</u>	<u>70,80,84,476</u>
...	27,24,89,388
...	<u>27,24,89,388</u>
...	1,36,87,046
...	10,39,30,158
...	11,76,17,204
<u>5,17,28,177</u>	<u>...</u>	<u>5,18,53,304</u>	<u>1,09,81,91,068</u>
...	49,29,178
...	14,97,819
...	<u>64,26,997</u>
<u>5,17,28,177</u>	<u>...</u>	<u>5,18,53,304</u>	<u>1,10,46,18,065</u>
(-) 67,97,712	50,00,000	(-) 17,97,712	35,71,66,752
1,45,134	...	1,45,134	9,10,41,998
5,69,222	...	5,69,222	5,30,08,754
60,470	...	60,470	65,07,456
3,08,944	1,55,00,000	1,58,08,944	35,31,04,314
<u>(-) 57,13,942</u>	<u>2,05,00,000</u>	<u>1,47,86,058</u>	<u>86,08,29,274</u>

STATEMENT
DETAILED STATEMENT OF CAPITAL EXPENDITURE
Expenditure
Non-Plan

Nature of Expenditure

	(1)	(2) Rs.
B. CAPITAL ACCOUNT OF SOCIAL SERVICES -Contd.		
(a) Capital Account of Education, sports, Art and Culture - Concl'd.		
4202 Capital Outlay on Education, Sports, Art and Culture - Concl'd.		
02 <i>Technical Education</i>		
105 Engineering/ Technical Colleges & Institutes		...
800 Other expenditure		...
Total : 02. <i>Technical Education</i>		...
03 <i>Sports and Youth Services - Sports Stadia</i>		
101 Youth Hostels		...
102 Sports Stadia		...
800 Other expenditure		...
Total : 03 <i>Sports and Youth Service Sports Stadia</i>		...
03 <i>University & Higher Education</i>		
103 Government College & Institution		...
Total : 03. <i>University & Higher Education</i>		...
04 <i>Art and Culture</i>		
104 Archives		...
800 Other expenditure		...
Contribution to Manipur Film Development Corporation Limited		...
Total : 04. <i>Art and Culture</i>		...
Total : 4202		...
Total : (a) <i>capital Account of Education, Sports, Art and Culture</i>		...

NO. 12**DURING AND TO THE END OF THE YEAR 2002-2003**

During the year

<i>Plan</i>	<i>Centrally Sponsored Plan Schemes (including NEC, Central Plan and Sub-Plan Schemes)</i>	<i>Total</i>	<i>Expenditure to the end of the year</i>
(3) Rs.	(4) Rs.	(5) Rs.	(6) Rs.
...	1,82,88,740
...	1,92,20,814
...	3,75,09,554
...	10,39,77,751
...	1,47,12,381
54,47,814	...	54,47,814	58,63,54,597
54,47,814	...	54,47,814	70,50,44,729
87,152	...	87,152	87,152
87,152	...	87,152	87,152
...	5,19,41,739
...	13,82,55,953
...	27,00,000
...	19,28,97,692
(-) 1,78,976	2,05,00,000	2,03,21,024	1,79,63,68,401
(-) 1,78,976	2,05,00,000	2,03,21,024	1,79,63,68,401

STATEMENT
DETAILED STATEMENT OF CAPITAL EXPENDITURE

Expenditure
Non-Plan

Nature of Expenditure

	(1)	(2) Rs.
B. CAPITAL ACCOUNT OF SOCIAL SERVICES -Contd.		
(b) Capital Account of Health and Family Welfare.		
4210 Capital Outlay on Medical and Public Health		
<i>01 Urban Health Services</i>		
110 Hospital and Dispensaries		...
800 Other expenditure		...
Total : <i>01. Urban Health Services</i>	
<i>02 Rural Health Services</i>		
101 Health sub-centres		...
103 Primary Health Centres		...
104 Community Health Centre		...
800 Other expenditure		...
Total : <i>02 Rural Health Services</i>	
<i>03 Rural Health Services</i>		
103 Primary Health Centres		...
104 Community Health Centre		...
Total : <i>03 Rural Health Services</i>	
<i>04 Rural Health Services</i>		
200 Other System		...
Total : <i>04 Rural Health Services</i>	
<i>06 Public Health</i>		
101 Prevention & Control of Diseases		...
Total : <i>06 Rural Health Services</i>	
<i>80 General</i>		
102 I.S.M. and Homeopathy		...
110 Hospital and Dispensaries		...
800 Other expenditure		...
Total : <i>80. General</i>	
Total : 4210	
4211 Capital Outlay on Family Welfare		
101 Rural Family Welfare Services		...
102 Urban Family Welfare Services		...
103 Maternity and child Health		...
800 Other expenditure		...
Total : 4211	
Total : (b) Capital Account of Health and Family Welfare	

NO. 12
DURING AND TO THE END OF THE YEAR 2002-2003

During the year

<i>Plan</i>	<i>Centrally Sponsored Plan Schemes (including NEC, Central Plan and Sub-Plan Schemes)</i>	<i>Total</i>	<i>Expenditure to the end of the year</i>
(3)	(4)	(5)	(6)
Rs.	Rs.	Rs.	Rs.
...	52,64,869
...	8,09,00,648
...	8,61,65,517
2,50,884	...	2,50,884	1,60,55,683
11,79,365	...	11,79,365	2,73,52,139
12,68,118	...	12,68,118	2,94,33,496
...	2,10,70,531
26,98,367	...	26,98,367	9,39,11,849
1,69,15,000	...	1,69,15,000	2,67,76,020
15,84,869	...	15,84,869	73,96,869
1,84,99,869	...	1,84,99,869	3,41,72,889
28,00,000	...	28,00,000	61,80,959
28,00,000	...	28,00,000	61,80,959
...	25,00,000
...	25,00,000
2,54,397	...	2,54,397	31,35,750
25,96,799	...	25,96,799	65,22,718
...	4,64,54,862
28,51,196	...	28,51,196	5,61,13,330
2,68,49,432	...	2,68,49,432	27,90,44,544
...	1,02,02,076
...	1,45,36,575
...	23,46,721
...	49,38,598
...	3,20,23,970
2,68,49,432	...	2,68,49,432	31,10,68,514

STATEMENT
DETAILED STATEMENT OF CAPITAL EXPENDITURE

Nature of Expenditure

Expenditure
Non-Plan

	(1)		(2)
			Rs.
B. CAPITAL ACCOUNT OF SOCIAL SERVICES -Contd.			
(c) Capital Account of Water Supply, Sanitation, Housing and Urban Development			
4215 Capital Outlay on Water Supply and Sanitation			
<i>01 Water Supply</i>			
101 Urban Water Supply			...
102 Rural Water Supply			...
800 Other expenditure			...
Total : <i>01. Water Supply</i>			...
<i>02 Sewerage and Sanitation</i>			
101 Urban Sanitation Services			...
102 Rural Sanitation Services			...
106 Sewerage Services			...
800 Other expenditure			...
Total : <i>02 Sewerage and Sanitation</i>			...
Total : 4215			...
4216 Capital Outlay on Housing			
<i>01 Government Residential Buildings</i>			
106 General Pool Accommodation			...
107 Police Housing			...
700 Other Housing			...
Total : <i>01. Government Residential Buildings</i>			...

NO. 12
DURING AND TO THE END OF THE YEAR 2002-2003

During the year

<i>Plan</i>	<i>Centrally Sponsored Plan Schemes (including NEC, Central Plan and Sub-Plan Schemes)</i>	<i>Total</i>	<i>Expenditure to the end of the year</i>
(3)	(4)	(5)	(6)
Rs.	Rs.	Rs.	Rs.
17,48,35,388	1,13,86,914	18,62,22,302	1,69,45,28,670
19,04,84,863	11,31,10,426	30,35,95,289	2,65,46,64,128
24,88,078	...	24,88,078	19,11,81,323
<u>36,78,08,329</u>	<u>12,44,97,340</u>	<u>49,23,05,669</u>	<u>4,54,03,74,121</u>
20,35,781	...	20,35,781	13,99,10,056
1,61,85,688	9,92,18,226	11,54,03,914	20,69,40,302
...	1,09,51,066
...	1,32,41,400
<u>1,82,21,469</u>	<u>9,92,18,226</u>	<u>11,74,39,695</u>	<u>37,10,42,824</u>
<u>38,60,29,798</u>	<u>22,37,15,566</u>	<u>60,97,45,364</u>	<u>4,91,14,16,945</u>
2,29,74,252	...	2,29,74,252	49,70,22,527
1,00,00,000	...	1,00,00,000	20,15,01,593
38,14,479	...	38,14,479	14,48,30,973
<u>3,67,88,731</u>	<u>...</u>	<u>3,67,88,731</u>	<u>84,33,55,093</u>

STATEMENT
DETAILED STATEMENT OF CAPITAL EXPENDITURE

Expenditure
Non-Plan

Nature of Expenditure

	(1)	(2) Rs.
B. CAPITAL ACCOUNT OF SOCIAL SERVICES -Contd.		
(c) Capital Account of Water Supply, Sanitation, Housing and Urban Development -Concl'd.		
4216 Capital Outlay on Housing -Concl'd.		
80 General		
190 Investment in Public Sector and Other Undertakings -9 th Finance Commission		...
Total : 4216		... -----
4217 Capital Outlay on Urban Development		
01 State Capital Development		
800 Other expenditure		...
Total : 4217		... -----
Total : (c) Capital Account of Water Supply, Sanitation, Housing and Urban Development		... -----
(d) Capital Account of Information and Broadcasting		
4220 Capital Outlay on Information and Publicity		
60 Others		
101 Buildings		...
Total : 4220		... -----
Total : (d) Capital Account of Information & Broadcasting		... -----

NO. 12
DURING AND TO THE END OF THE YEAR 2002-2003

During the year

<i>Plan</i>	<i>Centrally Sponsored Plan Schemes (including NEC, Central Plan and Sub-Plan Schemes)</i>	<i>Total</i>	<i>Expenditure to the end of the year</i>
(3)	(4)	(5)	(6)
Rs.	Rs.	Rs.	Rs.
...		...	24,33,150
<u>3,67,88,731</u>	<u>...</u>	<u>3,67,88,731</u>	<u>84,57,88,243</u>
1,20,26,000	...	1,20,26,000	27,67,86,718
<u>1,20,26,000</u>	<u>...</u>	<u>1,20,26,000</u>	<u>27,67,86,718</u>
<u>43,48,44,529</u>	<u>22,37,15,566</u>	<u>65,85,60,095</u>	<u>6,03,39,91,906</u>
...	17,47,636
<u>...</u>	<u>...</u>	<u>...</u>	<u>17,47,636</u>
<u>...</u>	<u>...</u>	<u>...</u>	<u>17,47,636</u>

STATEMENT
DETAILED STATEMENT OF CAPITAL EXPENDITURE
Expenditure
Non-Plan

Nature of Expenditure

	(1)	(2) Rs.
B. CAPITAL ACCOUNT OF SOCIAL SERVICES -Contd.		
(e) Capital Account of Welfare of Scheduled Castes, Scheduled Tribes and Other Backward Classes.		
4225 Capital Outlay on Welfare of Scheduled Castes, Scheduled Tribes and Other Backward Classes.		
02 Welfare of Scheduled Tribes		
190 Investment in Public sector and Other undertakings - Investment in Manipur Tribal Development corporation limited.		...
800 Other expenditure		...
Total : 02 Welfare of Scheduled Tribes		...
Total : 4225		...
Total : (e) Capital Outlay on Welfare of Scheduled Castes, Scheduled Tribes and Other Backward Classes.		...
(g) Capital Account of Social Welfare and Nutrition		
4235 Capital Outlay on Social Security and Welfare		
02 Social Welfare		
101 Welfare of handicapped		...
102 Child Welfare		...
103 Women's Welfare		...
104 Welfare of Aged, infirm and destitute		...
800 Other expenditure		...
Total : 02 Social Welfare		...
Total : 4235		...
Total : (g) Capital Account of Social Welfare and Nutrition		...

NO. 12
DURING AND TO THE END OF THE YEAR 2002-2003

During the year

<i>Plan</i>	<i>Centrally Sponsored Plan Schemes (including NEC, Central Plan and Sub-Plan Schemes)</i>	<i>Total</i>	<i>Expenditure to the end of the year</i>
(3)	(4)	(5)	(6)
Rs.	Rs.	Rs.	Rs.
...	20,00,000
...	1,44,99,563
...	1,64,99,563
...	1,64,99,563
...	1,64,99,563
5,50,000	...	5,50,000	12,10,319
...	4,16,003
...	4,33,438
...	14,53,450
...	4,12,50,000	4,12,50,000	5,53,73,312
5,50,000	4,12,50,000	4,18,00,000	5,88,86,522
5,50,000	4,12,50,000	4,18,00,000	5,88,86,522
5,50,000	4,12,50,000	4,18,00,000	5,88,86,522

STATEMENT
DETAILED STATEMENT OF CAPITAL EXPENDITURE

Expenditure
Non-Plan

Nature of Expenditure

	(1)	(2) Rs.
B. CAPITAL ACCOUNT OF SOCIAL SERVICES - Concl'd.		
(h) Capital Account of Other Social Services		
4250 Capital Outlay on Other Social Services		
800 Other expenditure - Industrial Training Institute		...
Total : 4250		...
Total : (h) Capital Account of Other Social Services		...
TOTAL : B. CAPITAL ACCOUNT OF SOCIAL SERVICES		...
C. CAPITAL ACCOUNT OF ECONOMIC SERVICES		
(a) Capital Account of Agriculture and Allied Activities		
4401 Capital Outlay on Crop Husbandry		
103 Seeds		*(-) 4,69,210
104 Agricultural Farms		...
105 Manures and Fertilizers		...
107 Plant Protection		*(-) 17,367
119 Horticulture and Vegetable Crops		...
190 Investments in Public Sector and Other undertakings - Investment in Manipur Plantation Crops Corporation Limited.		...
800 Other expenditure		...
901 <i>Deduct</i> - Receipt and Recoveries on Capital Account		...
Total : 4401		(-) 4,86,577

NO. 12**DURING AND TO THE END OF THE YEAR 2002-2003 -Contd.**

During the year

<i>Plan</i>	<i>Centrally Sponsored Plan Schemes (including NEC, Central Plan and Sub-Plan Schemes)</i>	<i>Total</i>	<i>Expenditure to the end of the year</i>
(3)	(4)	(5)	(6)
Rs.	Rs.	Rs.	Rs.
...	1,53,54,711
...	1,53,54,711
...	1,53,54,711
<u>46,20,64,985</u>	<u>28,54,65,566</u>	<u>74,75,30,551</u>	<u>8,23,39,17,253</u>
...	...	*(-) 4,69,210	3,12,63,914
...	3,46,92,658
...	6,58,80,025
...	...	*(-) 17,367	1,43,99,308
...	29,78,528
...	34,00,000
...	1,86,10,547
...	(-) 6,72,82,942
...	...	<u>(-) 4,86,577</u>	<u>10,39,42,038</u>

* Reduction in Expenditure

STATEMENT
DETAILED STATEMENT OF CAPITAL EXPENDITURE

Nature of Expenditure

Expenditure
Non-Plan

	(1)	(2) Rs.
C. CAPITAL ACCOUNT OF ECONOMIC SERVICES -Contd.		
(a) Capital Account of Agricultural and Allied Activities -Contd.		
4402 Capital Outlay on Soil and Water Conservation		
102 Soil Conservation		...
800 Other expenditure		...
Total : 4402		<hr style="border: 0.5px solid black;"/> ...
4403 Capital Outlay on Animal Husbandry		
800 Other expenditure		...
Total : 4403		<hr style="border: 0.5px solid black;"/> ...
4404 Capital Outlay on Dairy Development		
102 Dairy Development Project		...
800 Other expenditure		...
Total : 4404		<hr style="border: 0.5px solid black;"/> ...
4405 Capital Outlay on Fisheries		
101 Inland Fisheries		...
109 Extension and Training		...
191 Fisherman's Co-operatives		...
800 Other expenditure		...
Total : 4405		<hr style="border: 0.5px solid black;"/> ...
4406 Capital Outlay on Forestry & Wild Life		
02 <i>Environmental Forestry & Wild Life</i>		
112 Public Gardens		...
800 Other expenditure		...
<i>Deduct Recovery</i>		...
Total : 02. <i>Environmental Forestry & Wild Life</i>		<hr style="border: 0.5px solid black;"/> ...
Total : 4406		<hr style="border: 0.5px solid black;"/> ...

NO. 12
DURING AND TO THE END OF THE YEAR 2002-2003 -Contd.

During the year

<i>Plan</i>	<i>Centrally Sponsored Plan Schemes (including NEC, Central Plan and Sub-Plan Schemes)</i>	<i>Total</i>	<i>Expenditure to the end of the year</i>
(3)	(4)	(5)	(6)
Rs.	Rs.	Rs.	Rs.
...	1,54,75,917
...	16,86,25,183
...	18,41,01,100
49,74,980	...	49,74,980	8,75,54,945
49,74,980	...	49,74,980	8,75,54,945
...	1,10,42,847
...	8,48,502
...	1,18,91,349
...	41,37,258
...	1,36,64,153
...	2,01,000
...	1,08,77,029
...	2,88,79,440
...	4,46,301
...	2,96,078
...	-525
...	7,41,854
...	7,41,854

STATEMENT
DETAILED STATEMENT OF CAPITAL EXPENDITURE

Nature of Expenditure

Expenditure
Non-Plan

	(1)	(2)
		Rs.
C. CAPITAL ACCOUNT OF ECONOMIC SERVICES -Contd.		
(a) Capital Account of Agricultural and Allied Activities -Contd.		
4408 Capital Outlay on Food Storage and Warehousing		
01 Food		
101 Procurement and Supply		...
800 Other expenditure		...
Deduct Recoveries		...
Total : 01 Food		...
02 Storage and Warehousing		
101 Rural Godown Programme		...
800 Other expenditure		...
Deduct Recoveries		...
Total : 02 Storage and Warehousing		...
Total : 4408		...
4415 Capital Outlay on Agricultural Research and Education		
07 Plantation		
800 Other expenditure		...
Investment in Manipur Plantation Crops Corporation Limited		...
Investment in Manipur Tribal Development Corporation Limited		...
Total : 07		...
Total : 4415		...

NO. 12

DURING AND TO THE END OF THE YEAR 2002-2003 -Contd.

During the year

<i>Plan</i>	<i>Centrally Sponsored Plan Schemes (including NEC, Central Plan and Sub- Plan Schemes)</i>	<i>Total</i>	<i>Expenditure to the end of the year</i>
(3)	(4)	(5)	(6)
Rs.	Rs.	Rs.	Rs.
...	28,31,03,493
...	1,08,78,963
...	(-)17,66,69,333
...	11,73,13,123
...	...	8,940	(-) 1,07,95,209
8,940	15,50,821
...	(-) 4,22,78,902
8,940	...	8,940	(-) 5,15,23,290
8,940	...	8,940	6,57,89,833
...	8,91,93,000
...	2,95,71,000
...	1,40,00,000
...	13,27,64,000
...	13,27,64,000

STATEMENT
DETAILED STATEMENT OF CAPITAL EXPENDITURE
Expenditure
Non-Plan

Nature of Expenditure

	(1)	(2) Rs.
C. CAPITAL ACCOUNT OF ECONOMIC SERVICES -Contd.		
(a) Capital Account of Agricultural and Allied Activities -Contd.		
4416 Investments in Agricultural, Financial Institutions		
190 Investment in Public Sector & Other undertakings		...
Investment in Manipur Agro-Industrial Corporation Limited.		...
Investment in Manipur State Co-operative Bank Limited		...
Investment in Manipur Rural Bank		...
Total : 4416		...
4425 Capital Outlay on Co-operation		
001 Direction and Administration		...
106 Investments in Multipurpose Rural Co-operatives		...
107 Investments in Credit Co-operatives		...
108 Investment in Other Co-operatives		...
200 Other Investments		...
800 Other expenditure		...
190 Investment in Public Sector other undertakings		...
Total : 4425		...
Total : (a) Capital Account of Agricultural and Allied Activities		(-) 4,86,577
(b) Capital Account of Rural Development		
4515 Capital Outlay on Other Rural Development Programme		
102 Community Development		...
800 Other expenditure		...
Total : 4515		...
Total : (b) Capital Account of Rural Development		...

NO. 12

DURING AND TO THE END OF THE YEAR 2002-2003 -Contd.

During the year

<i>Plan</i>	<i>Centrally Sponsored Plan Schemes (including NEC, Central Plan and Sub-Plan Schemes)</i>	<i>Total</i>	<i>Expenditure to the end of the year</i>
(3) Rs.	(4) Rs.	(5) Rs.	(6) Rs.
...	1,95,50,600
...	1,07,16,000
...	2,00,000
...	3,75,000
<hr/>	<hr/>	<hr/>	<hr/>
....	3,08,41,600
...	22,80,000
...	6,10,23,650
24,00,000	...	24,00,000	4,39,57,990
...	9,13,47,925
...	10,95,632
...	3,00,000
...	67,45,028
<hr/>	<hr/>	<hr/>	<hr/>
24,00,000	...	24,00,000	20,67,50,225
<hr/>	<hr/>	<hr/>	<hr/>
73,83,920	...	68,97,343	85,32,56,384
...	60,265
17,88,988	...	17,88,988	20,84,97,718
<hr/>	<hr/>	<hr/>	<hr/>
17,88,988	...	17,88,988	20,85,57,983
<hr/>	<hr/>	<hr/>	<hr/>
17,88,988	...	17,88,988	20,85,57,983

STATEMENT
DETAILED STATEMENT OF CAPITAL EXPENDITURE
 Expenditure
Non-Plan

Nature of Expenditure

	(1)	(2) Rs.
C. CAPITAL ACCOUNT OF ECONOMIC SERVICES -Contd.		
(c) <i>Capital Account of Special Areas Programme</i>		
4552 Capital Outlay on North Eastern Areas		
00		
337 Road Works		...
01 <i>Hydel Generation</i>		
005 Investigation		...
02 <i>Major Irrigation</i>		
800 Other Expenditure		...
03 <i>State Highways</i>		
337 Road Works		...
04 <i>Medium Irrigation Projects</i>		
051 Construction		...
836 Jiri Medium Irrigation Project		...
Refund of Excess Payment		...
<i>Animal Husbandry</i>		
102 Cattle and Buffalo Development		...
105 Piggery Development		...
106 Other Livestock Development		...
Medical		...
Agriculture		...
Industries		...
800 Other expenditure		...
Total : 4552		...
Total : (c) <i>Capital Account of Special Areas</i>		...
Programmes		...
(d) <i>Capital Account of Irrigation & Flood Control</i>		
4701 Capital Outlay on Major and Medium Irrigation		
01 <i>Major Irrigation Commercial</i>		
001 Direction and Administration		...
Total : 01		...
02 <i>Major Irrigation - Non-Commercial</i>		
005 Survey and Investigation		...
051 Construction		...

NO. 12**DURING AND TO THE END OF THE YEAR 2002-2003 -Contd.**

During the year

<i>Plan</i>	<i>Centrally Sponsored Plan Schemes (including NEC, Central Plan and Sub-Plan Schemes)</i>	<i>Total</i>	<i>Expenditure to the end of the year</i>
(3) Rs.	(4) Rs.	(5) Rs.	(6) Rs.
...	3,33,61,479	3,33,61,479	9,50,81,837
...	80,68,177
...	10,68,735
...	64,04,81,786
...	61,87,584
...	1,59,423
...	(-) 63,716
...	17,505
...	37,96,732
...	1,21,36,517
...	53,23,611
...	26,10,946
...	4,00,983
...	41,69,851
...	<u>3,33,61,479</u>	<u>3,33,61,479</u>	<u>77,94,39,971</u>
...	<u>3,33,61,479</u>	<u>3,33,61,479</u>	<u>77,94,39,971</u>
...	1,12,99,846
...	1,12,99,846
...	5,92,268
18,57,03,327	...	18,57,03,327	1,98,52,24,358

STATEMENT
DETAILED STATEMENT OF CAPITAL EXPENDITURE
Expenditure
Non-Plan

(1)	(2)
<i>Nature of Expenditure</i>	Rs.
C. CAPITAL ACCOUNT OF ECONOMIC SERVICES -Contd.	
<i>(d) Capital Account of Irrigation and Flood Control -Contd.</i>	
4701 Capital Outlay on Major & Medium Irrigation -Concl'd.	
054 Improvement of Irrigation Projects	...
830 Thoubal Multipurpose River Irrigation Project	...
831 Singda Lift Irrigation Project	...
832 Khuga irrigation Project	...
Loktak Lift Irrigation Project	...
052 Machinery and Equipment	...
800 Other expenditure	...
<i>Total : 02. Major Irrigation Non-Commercial</i>	...
<i>04 Medium Irrigation - Non-Commercial</i>	
051 Construction	...
834 Dollaithabi River Irrigation Project	...
835 Sekmai Barrage	...
Khoupum Dam	...
Iram Siphai Barrage Project	...
Other Scheme each costing Rs. 25 lakhs and less	...
Deduct recoveries	...
<i>Total : 04 Medium Irrigation -Non-commercial</i>	...
<i>80 General</i>	
004 Research	...
005 Survey and Investigation	...
052 Machinery and Equipment	...
800 Other expenditure	...
<i>Total : 80 General</i>	...
<i>Total : 4701</i>	...
4702 Capital Outlay on Minor Irrigation	
101 Surface Water	...
102 Ground Water	...
800 Other expenditure	...
<i>Total : 4702</i>	...

NO. 12**DURING AND TO THE END OF THE YEAR 2002-2003 -Contd.**

During the year

<i>Plan</i>	<i>Centrally Sponsored Plan Schemes (including NEC, Central Plan and Sub-Plan Schemes)</i>	<i>Total</i>	<i>Expenditure to the end of the year</i>
(3) Rs.	(4) Rs.	(5) Rs.	(6) Rs.
...	35,10,689
...	79,32,50,331
...	47,67,93,296
...	52,60,44,603
...	51,61,34,192
...	2,38,17,765
...	16,62,01,103
<u>18,57,03,327</u>	<u>...</u>	<u>18,57,03,327</u>	<u>4,49,15,68,605</u>
1,16,07,938	...	1,16,07,938	14,15,07,559
...	10,65,89,268
...	10,42,82,816
...	3,04,00,124
...	6,25,67,933
...	1,60,59,387
...	(-) 30,27,893
<u>1,16,07,938</u>	<u>...</u>	<u>1,16,07,938</u>	<u>45,83,79,194</u>
...	2,74,63,714
...	16,58,63,392
...	1,31,944
...	18,95,283
...	19,53,54,333
<u>19,73,11,265</u>	<u>...</u>	<u>19,73,11,265</u>	<u>5,15,66,01,978</u>
...	27,53,81,499
1,71,19,780	...	1,71,19,780	10,83,62,973
9,21,945	...	9,21,945	14,26,73,613
<u>1,80,41,725</u>	<u>...</u>	<u>1,80,41,725</u>	<u>52,64,18,085</u>

STATEMENT
DETAILED STATEMENT OF CAPITAL EXPENDITURE

<i>Nature of Expenditure</i>	<i>Expenditure Non-Plan</i>
(1)	(2)
	Rs.
C. CAPITAL ACCOUNT OF ECONOMIC SERVICES -Contd.	
(d) Capital Account of Irrigation & Flood Control-Concl'd.	
4705 Capital Outlay on Command Area Development	
Command Area Development	...
Total : 4705	...
4711 Capital Outlay on Flood Control Project	
01 Flood Control	
103 Civil Works	...
106 Original Works	...
800 Other expenditure	...
Embarkment Project Works	...
Flood Control Projects in Valley	...
Flood Control Projects in Hills	...
Other schemes each costing Rs. 25 lakhs and less	...
Others	...
Total : 01. Flood Control	...
Total : 4711	...
Total: (d) Capital Account of Irrigation & Flood Control	...
(e) Capital Account of Energy	
4801 Capital Outlay on Power Projects	
01 Hydel Generation	
001 Direction and Administration	...
052 Machinery and Equipment	...
799 Suspense	
Hydel Schemes	...
Survey and Investigation	...
Lokchao Hydel Schemes	...
Leimakhong Stage II	...
Leimakhong Stage III	...
Leimakhong Hydel Electric Project	...
Booning Micro Hydel Scheme	...
Booning Hydel Project	...

NO. 12**DURING AND TO THE END OF THE YEAR 2002-2003 -Contd.**

During the year

<i>Plan</i>	<i>Centrally Sponsored Plan Schemes (including NEC, Central Plan and Sub-Plan Schemes)</i>	<i>Total</i>	<i>Expenditure to the end of the year</i>
(3) Rs.	(4) Rs.	(5) Rs.	(6) Rs.
...	13,60,891
...	13,60,891
68,51,284	...	68,51,284	18,59,17,281
...	17,86,21,312
...	(-10,38,864
...	3,87,56,573
...	7,73,06,383
...	36,44,444
...	24,91,243
...	91,90,113
68,51,284	...	68,51,284	49,48,88,485
68,51,284	...	68,51,284	49,48,88,485
22,22,04,274	...	22,22,04,274	6,17,92,69,439
21,05,193	...	21,05,193	15,13,99,515
...	1,09,986
...	(-) 7,54,48,876
...	25,62,420
...	1,84,73,207
...	81,30,438
...	2,11,84,247
...	48,25,899
...	1,83,02,531
...	30,30,657

STATEMENT
DETAILED STATEMENT OF CAPITAL EXPENDITURE

<i>Nature of Expenditure</i>	<i>Expenditure Non-Plan</i>
(1)	(2)
	Rs.
C. CAPITAL ACCOUNT OF ECONOMIC SERVICES - Contd.	
(e) Capital Account of Energy - Contd.	
4801 Capital Outlay on Power Projects - Contd.	
Keithelmanbi Hydel Project	...
Gelnel Hydel Project	...
Tuivai Hydro Project	...
Loktak Down Stream Development Project	...
Maklang Hydel Project in lieu of Keithelmanbi	...
Nungsangkhong	...
Minimum Needs Programmes	...
Other schemes each costing Rs.25 lakhs and less	...
Other expenditure	...
Total : 01 Hydel Generation	...
02 Thermal Power Generation	...
799 Suspense -Electricity schemes in Manipur Pre-1974-75 outlay not allocated	...
Total : 02 Thermal Power Generation	...
04 Diesel/Gas Power Generation	...
001 Direction and Administration	...
799 Suspense	...
Segmentation of Diesel Power Systems	...
Diesel Generation Schemes in Manipur	...
800 Other expenditure	...
Leimakhong Heavy Fuel based Powers Project	...
Installation of 2 MW Diesel Generating Sets at Imphal	...
Augmentation of Diesel Power House at Districts	...
Total : 04 Diesel/Gas Power Generation	...
05 Transmission and Distribution	...
001 Direction and Administration	...
799 Suspense	...
Inter State Transmission Schemes	...
Building Projects	...

NO. 12**DURING AND TO THE END OF THE YEAR 2002-2003 –Contd.**

During the year

<i>Plan</i>	<i>Centrally Sponsored Plan Schemes (including NEC, Central Plan and Sub-Plan Schemes)</i>	<i>Total</i>	<i>Expenditure to the end of the year</i>
(3) Rs.	(4) Rs.	(5) Rs.	(6) Rs.
...	85,577
...	1,43,35,560
...	1,93,347
...	20,11,478
98,254	...	98,254	20,63,224
...	2,11,05,254
...	3,45,11,266
...	15,50,503
...	1,13,63,476
<u>22,03,447</u>	<u>...</u>	<u>22,03,447</u>	<u>23,97,89,709</u>
...	2,78,14,531
...	2,78,14,531
...	15,78,23,038
...	40,08,50,166
2,15,779	...	2,15,779	8,42,92,931
...	86,00,51,405
...	1,39,91,211
...	97,50,319
<u>2,15,779</u>	<u>...</u>	<u>2,15,779</u>	<u>1,52,67,59,070</u>
...	74,15,09,671
...	84,99,49,249
...	2,410

STATEMENT
DETAILED STATEMENT OF CAPITAL EXPENDITURE
Expenditure
Non-Plan

(1)	(2)
<i>Nature of Expenditure</i>	Rs.
C. CAPITAL ACCOUNT OF ECONOMIC SERVICES -Contd.	
<i>(e) Capital Account of Energy -Concl'd..</i>	
4801 Capital Outlay on Power Projects - Concl'd.	
Non-Lapsable Central Pool of Resources	...
Installation of 2 x 315 MVA, 33/11 KVS/S	...
Augmentation of existing 38/11 KVS/s	...
Normal Dev. Works & Transmission and Distribution	...
Yurembam Augmentation-by 20 MVA and Repair	...
Ningthoukhong 2x12.5 MVA/132 KV System	...
Yaingangpokpi 2x20 MVA/132 KV System	...
Kakching 1x20 MVA/132 KV System	...
Senapati/Churachandpur 132 KV System	...
33 KV Sub-Station Transmission System	...
Distribution System	...
System Improvement Schemes	...
132/33 KV Supply System at Jiribam	...
800 Other expenditure	...
Total : 05 Transmission and Distribution	...
<i>06 Rural Electrification</i>	
001 Direction and Administration	...
799 Suspense	...
Rural Electrification	...
Other Schemes each costing Rs.25 lakhs and less	...
Electrification of villages	...
Intensification of Electrical villages	...
800 Other expenditure	...
Minimum Needs Programmes	...
Total : 06 Rural Electrification	...
<i>80 General</i>	
003 Training	...
004 Research and Development	...
800 Other expenditure	...
Total : 80 General	...
Total : 4801	...
Total : (e) Capital Account of Energy	...

NO. 12

DURING AND TO THE END OF THE YEAR 2002-2003 -Contd.

During the year

<i>Plan</i>	<i>Centrally Sponsored Plan Schemes (including NEC, Central Plan and Sub-Plan Schemes)</i>	<i>Total</i>	<i>Expenditure to the end of the year</i>
(3)	(4)	(5)	(6)
Rs.	Rs.	Rs.	Rs.
...	5,40,53,192	5,40,53,192	5,40,53,192
50,16,887	...	50,16,887	2,07,27,988
...	2,602
...	3,88,32,890
...	1,66,47,148
6,47,835	...	6,47,835	87,04,634
40,23,860	...	40,23,860	8,53,73,501
...	7,85,58,348
13,90,034	...	13,90,034	3,58,15,873
1,89,16,357	...	1,89,16,357	17,21,72,961
67,68,242	...	67,68,242	35,15,32,140
30,72,181	...	30,72,181	7,20,86,301
27,18,967	...	27,18,967	1,21,14,764
...	32,54,20,798
<u>4,25,54,363</u>	<u>5,40,53,192</u>	<u>9,66,07,555</u>	<u>2,86,35,04,470</u>
...	1,15,83,49,629
...	30,76,79,907
1,47,43,547	...	1,47,43,547	37,35,28,946
...	21,65,38,000
1,71,07,998	...	1,71,07,998	2,26,73,941
3,18,26,326	...	3,18,26,326	5,52,30,484
...	85,239
...	19,75,71,373
<u>6,36,77,871</u>	<u>...</u>	<u>6,36,77,871</u>	<u>2,33,16,57,519</u>
...	2,18,727
...	10,08,336
17,43,471	...	17,43,471	17,65,42,715
<u>17,43,471</u>	<u>...</u>	<u>17,43,471</u>	<u>17,77,69,778</u>
<u>11,03,94,931</u>	<u>5,40,53,192</u>	<u>16,44,48,123</u>	<u>7,16,72,95,077</u>
<u>11,03,94,931</u>	<u>5,40,53,192</u>	<u>16,44,48,123</u>	<u>7,16,72,95,077</u>

STATEMENT
DETAILED STATEMENT OF CAPITAL EXPENDITURE
Expenditure
Non-Plan

Nature of Expenditure

	(1)	(2) Rs.
C. CAPITAL ACCOUNT OF ECONOMIC SERVICES -Contd.		
<i>(f) Capital Account of Industry and Minerals</i>		
4851 Capital Outlay on village and Small Industries		
101 Industrial Estate		...
102 Small Scale Industries		...
Other Schemes each costing Rs. 25 lakhs and less		...
103 Handloom Industries Investments in Manipur Handloom and Handicrafts Corporation		...
Other Schemes each costing Rs.25 lakhs and less		...
104 Handicrafts Industries -Other Schemes each costing Rs.25 lakhs and less		...
107 Sericulture Industries		...
Other Schemes each costing Rs.25 lakhs and less		...
109 Composite Village and Small Industries Co-operatives		...
200 Other Village Industries		...
800 Other expenditure		...
Total : 4851		...
4852 Capital Outlay on Iron and Steel Industries		
02 <i>Manufacture</i>		
190 Investment in Public Sector and Other undertakings - Investment in Manipur Cycle corporations Limited		...
Total : 4852		...
4853 Capital Outlay on Non-ferrous Mining & Metallurgical Industries		
01 <i>Mineral Exploration and Development</i>		
800 Other expenditure		...
02 <i>Non-Ferrous Metals</i>		
800 Other expenditure		...
Total : 4853		...

NO. 12**DURING AND TO THE END OF THE YEAR 2002-2003 –Contd.**

During the year

<i>Plan</i>	<i>Centrally Sponsored Plan Schemes (including NEC, Central Plan and Sub-Plan Schemes)</i>	<i>Total</i>	<i>Expenditure to the end of the year</i>
(3) Rs.	(4) Rs.	(5) Rs.	(6) Rs.
...	2,35,50,797
...	69,32,399
...	86,15,177
...	2,32,79,786
...	45,35,108
...	1,90,81,258
15,00,000	...	15,00,000	23,38,34,837
...	72,14,359
...	4,95,000
...	20,950
...	65,17,615
<u>15,00,000</u>	<u>...</u>	<u>15,00,000</u>	<u>33,40,77,286</u>
22,21,975	...	22,21,975	74,36,975
<u>22,21,975</u>	<u>...</u>	<u>22,21,975</u>	<u>74,36,975</u>
...	29,78,482
...	8,58,755
<u>...</u>	<u>...</u>	<u>...</u>	<u>38,37,237</u>

STATEMENT
DETAILED STATEMENT OF CAPITAL EXPENDITURE
 Expenditure
Non-Plan

Nature of Expenditure

	(1)	(2) Rs.
C. CAPITAL ACCOUNT OF ECONOMIC SERVICES -Contd.		
(f) Capital Account of Industry and Minerals -Contd.		
4854 Capital Outlay on Cement & Non-Metallurgical Mineral Industries		
01 <i>Cement</i>		
190 Investment in Public Sector and Other undertakings - Investment in Manipur Cements Limited		...
Total : 4854		... ----- -----
4859 Capital Outlay on Telecommunication & Electronic Industries		
02 <i>Electronics</i>		
190 Investment in Public Sector and Other undertakings - Investment in Manipur Electronics Corporation Limited		...
Total : 4859		... ----- -----
4860 Capital Outlay on Consumer Industries		
01 <i>Textiles</i>		
101 Industrial Estate		...
190 Investment in Public Sector and Other undertakings - Investment in Manipur Spinning Mills Corporation Limited		... -----
Total : 01		... ----- -----
04 <i>Sugar</i>		
004 Research and Development		...
800 Other expenditure		... -----
Total : 04. Sugar		... ----- -----

NO. 12**DURING AND TO THE END OF THE YEAR 2002-2003 -Contd.**

During the year

<i>Plan</i>	<i>Centrally Sponsored Plan Schemes (including NEC, Central Plan and Sub-Plan Schemes)</i>	<i>Total</i>	<i>Expenditure to the end of the year</i>
(3) Rs.	(4) Rs.	(5) Rs.	(6) Rs.
1,31,54,575	...	1,31,54,575	2,71,39,575
<u>1,31,54,575</u>	<u>...</u>	<u>1,31,54,575</u>	<u>2,71,39,575</u>
...	1,89,40,000
<u>...</u>	<u>...</u>	<u>...</u>	<u>1,89,40,000</u>
...	3,04,71,000
<u>5,71,00,000</u>	<u>...</u>	<u>5,71,00,000</u>	<u>20,19,51,576</u>
<u>5,71,00,000</u>	<u>...</u>	<u>5,71,00,000</u>	<u>23,24,22,576</u>
...	30,43,703
...	1,37,66,806
<u>...</u>	<u>...</u>	<u>...</u>	<u>1,68,10,509</u>

**STATEMENT
DETAILED STATEMENT OF CAPITAL EXPENDITURE**

	<i>Nature of Expenditure</i>	<i>Expenditure Non-Plan</i>
	(1)	(2) Rs.
C.	<i>CAPITAL ACCOUNT OF ECONOMIC SERVICES -Contd.</i>	
	<i>(f) Capital Account of Industry and Minerals -Concl'd.</i>	
4860	Capital Outlay on Consumer Industries -Concl'd.	
60	<i>Others</i>	
600	Others -Share contribution to Manipur Cycle corporation Limited	...
	Share contribution to Manipur Electronic Corporation Limited	...
	Sugar factory	...
	Share contribution to Manipur Cement Factory	...
	Share contribution to Manipur Development and Financial Corporation Limited	...
	Distillery Plant	...
	Paper Plant	...
	Starch and Glucose Projects	...
	Mechanical Brick Unit	...
	Khansari Sugar Factory	...
	Other Industries	...
	Total : <i>60 Others</i>	...
	Total : 4860	...
4885	Other Capital Outlay on Industries & Minerals	
01	<i>Investments in Industrial Financial Institutions</i>	
190	Investments in Public Sector and other undertakings -	
	Investments in Manipur Industrial Development Corporation Limited	...
	Investment in Assam Financial Corporation	...
	Total : <i>01. Investments in Industrial Financial Institutions</i>	...
	Total : 4885	...
	Total : <i>(f) Capital Outlay on Industry & Minerals</i>	...

NO. 12**DURING AND TO THE END OF THE YEAR 2002-2003 -Contd.**

During the year

<i>Plan</i>	<i>Centrally Sponsored Plan Schemes (including NEC, Central Plan and Sub-Plan Schemes)</i>	<i>Total</i>	<i>Expenditure to the end of the year</i>
(3)	(4)	(5)	(6)
Rs.	Rs.	Rs.	Rs.
...	16,00,000
...	96,88,000
...	64,50,000
...	19,94,000
...	4,95,50,000
...	12,791
...	12,22,249
...	45,862
...	1,000
...	1,98,533
...	2,64,98,374
...	9,72,60,809
<u>5,71,00,000</u>	...	<u>5,71,00,000</u>	<u>34,64,93,894</u>
...	2,92,21,000
...	15,33,500
...	3,07,54,500
...	3,07,54,500
<u>7,39,76,550</u>	...	<u>7,39,76,550</u>	<u>76,86,79,467</u>

STATEMENT
DETAILED STATEMENT OF CAPITAL EXPENDITURE

Nature of Expenditure

Expenditure
Non-Plan

	(1)	(2)
		Rs.
C. CAPITAL ACCOUNT OF ECONOMIC SERVICES -Contd.		
(g) <i>Capital Account of Transport.</i>		
5054 Capital Outlay on Roads and Bridges.		
01 <i>National Highways</i>		
052 Machinery and Equipment		...
337 Road Works		...
800 Other expenditure - Roads of Inter State Importance		...
Total : 01 <i>National Highways</i>		...
02 <i>Strategic and Border Roads</i>		
101 Bridges		...
377 Road Works		...
800 Other expenditure Border Roads		...
Total : 02 <i>Strategic and Border Roads</i>		...
03 <i>State Highways</i>		
052 Machinery and Equipment		...
101 Bridges		...
337 Road Works		...
800 Other expenditure		...
Total : 03 <i>State Highways</i>		...
04 <i>District and Other Roads</i>		
337 Road Works		...
800 Other expenditure Deduct Recoveries		...
Total : 04 <i>District and Other Roads</i>		...
80 <i>General</i>		
004 Research		...
800 Other expenditure		...
Total : 80 <i>General</i>		...
Total : 5054		...

NO. 12**DURING AND TO THE END OF THE YEAR 2002-2003 -Contd.**

During the year

<i>Plan</i>	<i>Centrally Sponsored Plan Schemes (including NEC, Central Plan and Sub-Plan Schemes)</i>	<i>Total</i>	<i>Expenditure to the end of the year</i>
(3)	(4)	(5)	(6)
Rs.	Rs.	Rs.	Rs.
...	60,92,353
1,58,166	...	1,58,166	11,26,10,550
...	2,21,48,449
<u>1,58,166</u>	<u>...</u>	<u>1,58,166</u>	<u>14,08,51,352</u>
...	77,61,709	77,61,709	4,57,40,118
...	34,36,072	34,36,072	34,36,072
...	17,50,294
...	29,05,32,930
...	<u>1,11,97,781</u>	<u>1,11,97,781</u>	<u>34,14,59,414</u>
5,68,931	...	5,68,931	13,09,42,697
3,50,84,591	...	3,50,84,591	38,07,51,125
6,99,63,418	...	6,99,63,418	1,05,88,75,810
...	29,56,03,681
<u>10,56,16,940</u>	<u>...</u>	<u>10,56,16,940</u>	<u>1,86,61,73,313</u>
1,55,37,299	...	1,55,37,299	16,10,55,318
12,19,86,320	2,10,19,707	14,30,06,027	3,55,87,03,697
...	- 75
<u>13,75,23,619</u>	<u>2,10,19,707</u>	<u>15,85,43,326</u>	<u>3,71,97,58,940</u>
64,81,822	...	64,81,822	5,03,05,903
2,13,01,999	...	2,13,01,999	9,66,20,385
<u>2,77,83,821</u>	<u>...</u>	<u>2,77,83,821</u>	<u>14,69,26,288</u>
<u>27,10,82,546</u>	<u>3,22,17,488</u>	<u>30,33,00,034</u>	<u>6,21,51,69,307</u>

STATEMENT
DETAILED STATEMENT OF CAPITAL EXPENDITURE

Expenditure
Non-Plan

	(1)	(2)
		Rs.
C. CAPITAL ACCOUNT OF ECONOMIC SERVICES -Contd.		
(g) Capital Account of Transport -Concl'd.		
5055 Capital Outlay on Roads Transport		
050 Lands and Buildings		...
102 Acquisition of Fleet		...
103 Workshop facilities		...
190 Investment in Public Sector and Other undertakings		...
Investment in Manipur State Road Transport Corporation		...
800 Other expenditure		...
Total : 5055		_____

Total : (g) Capital Account of Transport		_____

(i) Capital Account of Science, Technology & Environment		
5425 Capital Outlay on Other Scientific & Environmental Research		
800 Other expenditure		...
Total : 5425		_____

Total : (i) Capital Account of Science, Technology & Environment		_____

NO. 12**DURING AND TO THE END OF THE YEAR 2002-2003 -Contd.**

During the year

<i>Plan</i>	<i>Centrally Sponsored Plan Schemes (including NEC, Central Plan and Sub-Plan Schemes)</i>	<i>Total</i>	<i>Expenditure to the end of the year</i>
(3) Rs.	(4) Rs.	(5) Rs.	(6) Rs.
2,11,886	...	2,11,886	4,51,67,024
...	12,90,840
...	1,81,42,058
...	4,58,32,500
...	24,18,94,423
...	37,25,827
<u>2,11,886</u>	<u>...</u>	<u>2,11,886</u>	<u>35,60,52,672</u>
<u>27,12,94,432</u>	<u>3,22,17,488</u>	<u>30,35,11,920</u>	<u>6,57,12,21,979</u>
...	80,42,019
<u>...</u>	<u>...</u>	<u>...</u>	<u>80,42,019</u>
...	80,42,019

STATEMENT
DETAILED STATEMENT OF CAPITAL EXPENDITURE

Expenditure
Non-Plan

Nature of Expenditure

	(1)	(2) Rs.
C. CAPITAL ACCOUNT OF ECONOMIC SERVICES – Concl'd		
(j) Capital Account of General Economic Services		
5452 Capital Outlay on Tourism		
01 <i>Tourist Infrastructure</i>		
101 Tourist Center		...
800 Other expenditure		...
Total : 01. <i>Tourist Infrastructure</i>		...
80 <i>General</i>		
104 Promotion and Publicity		...
800 Other expenditure		...
Total : 80 <i>General</i>		...
Total : 5452		...
(j) Capital Account of General Economic Services		...
TOTAL : C. CAPITAL ACCOUNT OF ECONOMIC SERVICES		(-) 4,86,577
GRAND TOTAL : Capital Account		(-) 3,61,450

NO. 12**DURING AND TO THE END OF THE YEAR 2002-2003 -Concl'd.**

During the year

<i>Plan</i>	<i>Centrally Sponsored Plan Schemes (including NEC, Central Plan and Sub-Plan Schemes)</i>	<i>Total</i>	<i>Expenditure to the end of the year</i>
(3) Rs.	(4) Rs.	(5) Rs.	(6) Rs.
1,06,000	13,73,000	14,79,000	4,39,18,436
...	42,94,796
<u>1,06,000</u>	<u>13,73,000</u>	<u>14,79,000</u>	<u>4,82,13,232</u>
...	34,58,845
...	9,02,983
<u>...</u>	<u>...</u>	<u>...</u>	<u>43,61,828</u>
<u>1,06,000</u>	<u>13,73,000</u>	<u>14,79,000</u>	<u>5,25,75,060</u>
<u>1,06,000</u>	<u>13,73,000</u>	<u>14,79,000</u>	<u>5,25,75,060</u>
<u>68,71,49,095</u>	<u>12,10,05,159</u>	<u>80,76,67,677</u>	<u>22,58,83,37,379</u>
<u>1,20,09,42,257</u>	<u>40,64,70,725</u>	<u>1,60,70,51,532</u>	<u>31,92,68,72,697</u>

STATEMENT
STATEMENT SHOWING DETAILS OF INVESTMENT OF GOVERNMENT IN STATUTORY
ETC. AS ON

Details of

Serial Number	Name of the Concern	Years of Investment	Number of shares/ debentures of Government investment to up capital/ debentures	Type (4)	Number of shares (5)
(1)	(2)	(3)		(4)	(5)
I. Statutory Corporations					
1.	Assam Financial Corporation	1964-1990		Equity Shares	16,285
2.	Manipur State Road Transport Corporation	1977-1997		Capital Contribution	(a)
		1997-1998		- do -	(a)
		1998-1999		- do -	(a)
		1999-2000		- do -	(a)
		2000-2001		- do -	(a)
		2001-2002		- do -	(a)
<i>Total : I. Statutory Corporations</i>					
II. Government Companies					
1.	Manipur Industrial Development Corporation Limited	1969-1994		Equity shares	7,87,710
		1998-1999		-do-	...
2.	Manipur Spinning Mills Corporation Limited	1973-1995		-do-	9,80,550
		1996-1997		-do-	34,460
		1998-1999		-do-	2,70,000
		1999-2000		- do -	2,17,000
		2000-2001		- do -	2,17,000
		2001-2002		- do -	2,43,000
		2002-2003		- do -	(a)
3.	Manipur Handloom and Handicrafts Development Corporation Limited	1976-1997		-do-	4,16,690
		1998-1999		-do-	45,000
		1999-2000		- do -	15,000
		2000-2001		- do -	7,000

(a) Yearwise breakup of Investment is shown

NO. 13
CORPORATIONS, GOVERNMENT COMPANIES, CO-OPERATIVE BANKS AND SOCIETIES
31ST MARCH 2003

Investment

and percentage the total paid	Face value of each share/ debenture	Amount invested	Amount of dividend declared/ interest received & credited to Govt. during the year	Remarks
Percentage (6)	(7)	(8) Rs.	(9) Rs.	(10)
10.22	100	16,28,500	(a)	
Total:	.	16,28,500		
(a)	(a)	20,58,28,423	(a)	
(a)	(a)	2,13,66,000		
(a)	(a)	1,47,00,000		
(a)	(a)	1,20,00,000		
(a)	(a)	1,87,00,000		
(a)	(a)	1,50,00,000		
Total :		28,75,94,423		
		28,92,22,923		
100	100	7,87,71,000		
		...	5,815	
Total :		7,87,71,000	5,815	
100	100	9,80,55,000	(a)	
100	100	34,46,000		
100	100	2,70,00,000		
100	100	2,17,00,000		
100	100	2,17,00,000		
100	100	2,43,00,000		
(a)	(a)	5,71,00,000		
Total :		25,33,01,000		
100	100	4,16,69,000	(a)	
100	100	45,00,000		
100	100	15,00,000		
100	100	7,00,000		
Total :		4,83,69,000		

^(a) No. of Shares, Debentures, Face Value etc. have not been intimated.

STATEMENT
STATEMENT SHOWING DETAILS OF INVESTMENT OF GOVERNMENT IN STATUTORY
ETC. AS ON
Details of

Serial Number	Name of the Concern	Years of Investment	Number of shares/ debentures of Government investment to up capital/ debentures
(1)	(2)	(3)	Type (4) Number of shares (5)
II Government Companies - Contd.			
4.	Manipur Agro-Industries corporation Limited	1985-1995	Capital Contribution
		1999-2000	66,660
		2001-2002	2,46,460 (a)
5.	Manipur Plantation Crops Corporation Ltd.	1985-1997	-do-
		1998-1999	5,13,270 -do-
		2000-2001	80,000 Equity share
		2001-2002	65,270 33,000
6.	Manipur Tribal Development Corporation Limited	1985-1990	Capital contribution
		1996-1997	(a) (a) -do-
7.	Manipur Cycle Corporation Limited	1985-1990	Capital contribution
		1991-1994	(a) (a) -do-
		1998-1999	(a) -do-
		2002-2003	(a) (a)
8.	Manipur Electronics Corporation Limited	1985-1994	Equity Shares
		1994-1995	2,56,280
		1996-1997	30,000
9.	Manipur Film Develop- ment Corporation Ltd.	1985-1990	-do- (a)
10	Manipur Cement Corporation Limited	1985-1990	Capital contribution
		1991-1992	(a) (a) (a) (a)
		1993-1994	
		2002-2003	

^(a) Yearwise breakup of Investment is shown.

NO. 13
CORPORATIONS, GOVERNMENT COMPANIES, CO-OPERATIVE BANKS AND SOCIETIES
31ST MARCH 2003 – Contd.

Investment

and percentage of the total paid	Face value Of each share/ Debenture	Amount Invested	Amount of dividend declared/ interest received & credited to Govt. during the year	Remarks
Percentage (6)	(7)	(8) Rs.	(9) Rs.	(10)
76.75	100	66,66,000		
100	100	2,46,46,000		
(a)	(a)	60,00,000		
Total :		<u>3,73,12,000</u>		
22	100	5,13,27,000	(a)	
	100	80,00,000	(a)	
	100	65,27,000	(a)	
	100	33,00,000	(a)	
Total :		<u>6,91,54,000</u>		
(a)	(a)	1,60,00,000	(a)	
(a)	(a)	1,50,000	(a)	
Total :		<u>1,61,50,000</u>		
(a)	(a)	16,00,000	(a)	
(a)	(a)	17,11,000	(a)	
(a)	(a)	35,04,000		
(a)	(a)	22,21,975		
Total :		<u>90,36,975</u>		
100	100	2,56,28,000	(a)	
			2,04,880	
100	100	30,00,000	(a)	
Total :		<u>2,86,28,000</u>		
(a)	(a)	27,00,000	(a)	
Total :		<u>27,00,000</u>		
(a)	(a)	19,94,000	(a)	
(a)	(a)	26,85,000	(a)	
(a)	(a)	3,00,000	(a)	
(a)	(a)	1,31,54,575	(a)	
Total :		<u>1,81,33,575</u>		
			2,10,695	

^(a) Number of Shares, Debentures, Face Value etc. have not been intimated.

STATEMENT
STATEMENT SHOWING DETAILS OF INVESTMENT OF GOVERNMENT IN STATUTORY
ETC. AS ON
Details of

Serial Number	Name of the Concern	Years of Investment	Number of shares/ debentures of Government investment to up capital/ debentures	Type (4)	Number of shares (5)
(1)	(2)	(3)		(4)	(5)
II Government Companies - Concl'd.					
11	Manipur Food Industries Corporation Limited (Sugar Mill)	1987-1988 1988-1989 1989-1990		Capital Contribution	13,890 33,000 31,500
12	Manipur Police Housing Corporation Ltd.	1986-1987 1987-1988		-do- -do-	1,000 1,000
13.	Manipur State Drugs & Pharmaceuticals Limited	1989-1990 1990-2001 2001-2002		-do- -do- - do -	41,650
14	Manipur State Power Corporation Limited	1996-1997 1997-1998 1998-1999		Capital contribution -do-	
15	Manipur Pulp & Allied Products Limited (MPAPL)	1987-1988 1988-2001 2001-2002			(a) (a) (a)

Total : II. Government Companies

NO. 13
CORPORATIONS, GOVERNMENT COMPANIES, CO-OPERATIVE BANKS AND SOCIETIES
31ST MARCH 2003 – Contd.

Investment

and percentage of the total paid	Face value Of each share/ Debenture	Amount Invested	Amount of dividend declared/ interest received & credited to Govt. during the year	Remarks
Percentage (6)	(7)	(8) Rs.	(9) Rs.	(10)
100	100	13,89,000		
100	100	33,00,000		
100	100	31,50,000		
Total :		<u>78,39,000</u>		
100	100	1,00,000	(a)	
100	100	1,00,000	(a)	
Total :		<u>2,00,000</u>		
49	100	41,65,000	(a)	
		...	(a)	
		...	(a)	
Total :		<u>41,65,000</u>		
		22,50,000	(a)	
		8,25,07,000	(a)	
		45,56,464		
Total :		<u>8,93,13,464</u>		
		10,00,000		
		...		
		...	(a)	
Total :		<u>10,00,000</u>		
		<u>66,40,73,014</u>	<u>2,10,695</u>	

^(a) Number of Shares, Debentures, Face Value etc. have not been intimated.

STATEMENT
STATEMENT SHOWING DETAILS OF INVESTMENT OF GOVERNMENT IN STATUTORY
ETC. AS ON
Details of

Serial Number	Name of the Concern	Years of Investment	Number of shares/ debentures of Government investment to up capital/ debentures	Type (4)	Number of shares (5)
(1)	(2)	(3)		(4)	(5)
III Co-operative Institutions					
(a) Credit Co-operative -Contd.					
1.	Manipur State Co-operative Bank Limited	1957-1991 1993-1994 1997-1998 2000-2001	Redeemable shares -do- - do-		2,90,400 30,000 15,000 (a)
2.	Imphal Urban Co-operative Bank Limited	1970-1991 1998-1999	-do- -do-		14,800
3.	Manipur Rural Bank	1981-1984 1991-1993 1994-1995 1996-1997 1998-1999	Redeemable -do- -do- -do- -do-		8,000
4.	Manipur Women Co-operative Bank Limited	1966-1991 1993-1994 2001-2002 2002-2003	-do- -do- - do- - do-		6,100 1,500 (a) (a)
5.	Large size Agricultural Credit Societies (14)*	1957-1971	-do-		10,700
6.	Manipur Industrial Co-operative Bank	1980-1992 1993-1994 2002-2003	-do- -do- -do-		29,500 9,000 (a)
7.	Moirang Primary Co-operative Bank	1972-1991 **	-do-		3,300

* Figures inside the brackets indicate the number of Societies, Confederation etc.

** Yearwise breakup of Investment is shown.

NO. 13
CORPORATIONS, GOVERNMENT COMPANIES, CO-OPERATIVE BANKS AND SOCIETIES
31ST MARCH 2003 – Contd.

Investment

And percentage The total paid	Face value Of each share/ Debenture	Amount Invested	Amount of dividend declared/ interest received & credited to Govt. during the year	Remarks
Percentage (6)	(7)	(8) Rs.	(9) Rs.	(10)
44	50	1,45,20,000	(a)	
44	50	15,00,000		
44	50	7,50,000	(a)	
(a)	(a)	2,50,000	(a)	
Total :		<u>1,70,20,000</u>		
18 to 33	50	7,40,000	(a)	
		<u>1,00,000</u>		
Total :		<u>8,40,000</u>		
(a)	(a)	2,00,000		
(a)	(a)	7,50,000		
(a)	(a)	3,75,000		
(a)	(a)	15,00,000		
(a)	(a)	84,71,400		
Total :		<u>1,12,96,400</u>		
39	50	3,05,000		
39	50	75,000		
(a)	(a)	15,00,000	(a)	
(a)	(a)	15,00,000	(a)	
Total :		<u>33,80,000</u>		
45	10	1,07,000		
Total :		<u>1,07,000</u>		
(a)	(a)	2,95,000		
(a)	(a)	90,000		
(a)	(a)	3,00,000		
Total :		<u>6,85,000</u>		
8	50	1,65,000		
Total :		<u>1,65,000</u>		

(a) Number of Shares, Debentures, Face Value etc. have not been intimated.

STATEMENT
STATEMENT SHOWING DETAILS OF INVESTMENT OF GOVERNMENT IN STATUTORY
ETC. AS ON
Details of

Serial Number	Name of the Concern	Years of Investment	Number of shares/ debentures of Government investment to up capital/ debentures	
(1)	(2)	(3)	Type (4)	Number of shares (5)
III Co-operative Institutions -Contd.				
<i>(a) Credit Co-operative - Concl'd.</i>				
8	Thrift and Credit Co-operative Society	1980-1992 1993-1994	-do- -do-	(a)
9.	Lamka Urban Co-operative Bank Limited	1984-1991	-do-	(a)
10	Senapati Primary Co-operative Bank Limited	1990-1991	-do-	(a)
11	Manipur State Land Development Co-operative Bank	1989-1991 1993-1994	Redeemable -do-	(a)
Total : (a) Credit Co-operatives				
<i>(b) Labour Co-operatives</i>				
1.	Labour contract Societies including Forest Labour Co-operative Societies (112)*	1961-1994 2001-2002	Redeemable Shares -do-	33,407 (a)
Total : (b) Labour Co-operatives				
<i>(c) Farming Co-operative</i>				
1.	Joint Co-operative Farming Societies (54)*	1961-1993	-do -	26,600

* The figures inside the brackets indicates the number of Societies, Confederations etc.

NO. 13
CORPORATIONS, GOVERNMENT COMPANIES, CO-OPERATIVE BANKS AND SOCIETIES
31ST MARCH 2003 – Contd.

Investment

and percentage of the total paid	Face value of each share/ debenture	Amount Invested	Amount of dividend declared/ interest received & credited to Govt. during the year	Remarks
Percentage (6)	(7)	(8) Rs.	(9) Rs.	(10)
(a)	(a)	52,000	(a)	
(a)	(a)	1,85,000	(a)	
Total:		<u>2,37,000</u>		
(a)	(a)	1,55,000	(a)	
Total:		<u>1,55,000</u>		
(a)	(a)	20,000	(a)	
Total :		<u>20,000</u>		
		1,50,000	(a)	
		1,00,000	(a)	
Total :		<u>2,50,000</u>		
Total :		<u>3,47,55,400</u>	...	
33	10	3,34,070	(a)	
33	10	2,58,000	(a)	
Total :		<u>5,92,070</u>		
Total :		<u>5,92,070</u>		
70	10	2,66,000		
Total :		<u>2,66,000</u>		

^(a) Number of Shares, Debentures, Face Value etc. have not been intimated

STATEMENT
STATEMENT SHOWING DETAILS OF INVESTMENT OF GOVERNMENT IN STATUTORY
ETC. AS ON
Details of

Serial Number	Name of the Concern	Years of Investment	Number of shares/ debentures of Government investment to up capital/ debentures	Type (4)	Number of shares (5)
(1)	(2)	(3)		(4)	(5)
III Co-operative Institutions -Contd.					
<i>(c) Farming Co-operative -Concl'd.</i>					
2.	Poultry Farming Co-operative Societies (20)*	1988-1993 1995-1996 1997-1998		-do- -do- -do-	(a) (a) (a)
3.	Horticulture Farming Co-operative Societies (13)*	1970-1994 1995-1996		-do- -do-	20,800
4.	Seri/Tasar Co-operative Societies (51)*	1987-1994 1997-1998 2001-2002		- do - - do - - do -	(a) (a) (a)
5.	Piggery Co-operative Societies (16)*	1987-1991 1993-1994 1996-1997		Redeemable shares -do-	(a)
<i>Total : (c) Farming Co-operatives</i>					
<i>(d) Warehousing and Marketing Co-operative.</i>					
1.	Manipur State Co-operative Consumer Federation	1969-1992 2002-2003		Redeemable shares -do-	55,760 (a)
2.	Manipur Apex Marketing Co-operative Society Limited	1957-1993		-do-	1,18,460
3.	Manipur State Handloom Weavers Co-operative Society Limited	1964-1992 1993-1994 2002-2003		-do- -do- -do-	15,575 1,000 (a)

* The figures inside the bracket indicates the number of Societies, Confederations etc.

NO. 13

CORPORATIONS, GOVERNMENT COMPANIES, CO-OPERATIVE BANKS AND SOCIETIES
31ST MARCH 2003 – Contd.*Investment*

and percentage the total paid	Face value of each share/ debenture	Amount invested	Amount of dividend declared/ interest received & credited to Govt. during the year	Remarks
Percentage (6)	(7)	(8) Rs.	(9) Rs.	(10)
(a)	(a)	2,10,000	(a)	
(a)	(a)	13,66,800	(a)	
(a)	(a)	98,80,000		
Total :		<u>1,14,56,800</u>		
81	10	2,08,000		
81	10	2,00,000		
Total :		<u>4,08,000</u>		
(a)	(a)	10,00,000	(a)	
(a)	(a)	1,67,000		
(a)	(a)	64,000		
Total :		<u>12,31,000</u>		
(a)	(a)	1,49,000		
(a)	(a)	40,000		
(a)	(a)	8,77,300		
Total :		<u>10,66,300</u>		
Total :		<u>1,44,28,100</u>		
62	50	27,88,000	(a)	
(a)	(a)	3,00,000		
Total :		<u>30,88,000</u>		
80	50	59,23,000	(a)	
Total :		<u>59,23,000</u>		
50	100	15,57,500	(a)	
50	100	1,00,000	(a)	
(a)	(a)	3,00,000	(a)	
Total :		<u>19,57,500</u>		

^(a) Number of Shares, Debentures, Face Value etc. have not been intimated.

STATEMENT
STATEMENT SHOWING DETAILS OF INVESTMENT OF GOVERNMENT IN STATUTORY
ETC. AS ON
Details of

Serial Number	Name of the Concern	Years of Investment	Number of shares/ debentures of Government investment to up capital/ debentures	
(1)	(2)	(3)	(4)	
(1)	(2)	(3)	Type (4)	
(1)	(2)	(3)	Type (4)	Number of shares (5)
III Co-operative Institutions -Contd.				
(d) Warehousing and Marketing Co-operatives -Concl'd.				
4.	District Supply and Marketing Co-operative Societies (12)*	1957-1993 **	-do-	68,134
5.	Manipur State Apex Co-operative Housing Society	1984-1992 1993-1994	Redeemable shares	(a)
6.	Housing Co-operative Societies Limited(2)*	1988-1992 1993-1994	-do- -do-	(a) (a)
<i>Total : (d) Warehousing and Marketing Co-operatives</i>				
(e) Processing Co-operatives				
1.	Manipur Fruit Processing and Cold Storage Co-operative Societies Limited	1974-1993	Redeemable shares	28,400
<i>Total : (e) Processing Co-operatives</i>				
(f) Dairy Co-operatives				
1.	Cattle Breeding/ Dairy Farming/ Milk Producers Co-operative Federation(42)*	1976-1994 2001-2002	Redeemable shares -do-	(a) (a)
<i>Total : (f) Dairy Co-operatives</i>				

** Yearwise breakup of Investment is shown.

* The figures inside the bracket indicate the number of Societies, Confederation etc.

NO. 13

CORPORATIONS, GOVERNMENT COMPANIES, CO-OPERATIVE BANKS AND SOCIETIES
31ST MARCH 2003 – *Contd.**Investment*

and percentage the total paid	Face value Of each share/ Debenture	Amount Invested	Amount of dividend declared/ interest received & credited to Govt. during the year	Remarks
Percentage (6)	(7)	(8) Rs.	(9) Rs.	(10)
33	100	68,13,400		
Total :		<u>68,13,400</u>		
(a)	(a)	8,85,000		
(a)	(a)	<u>1,00,000</u>		
Total :		<u>9,85,000</u>		
(a)	(a)	1,90,000	(a)	
(a)	(a)	<u>1,00,000</u>	(a)	
Total :		<u>2,90,000</u>		
Total :		<u>1,90,56,900</u>		
60	100	28,40,000	(a)	
Total :		<u>28,40,000</u>		
Total :		<u>28,40,000</u>		
(a)	(a)	7,86,000		
(a)	(a)	<u>80,000</u>		
Total :		<u>8,66,000</u>	(a)	
Total :		<u>8,66,000</u>		

^(a) Number of Shares, Debentures, Face Value etc. have not been intimated

STATEMENT
STATEMENT SHOWING DETAILS OF INVESTMENT OF GOVERNMENT IN STATUTORY
ETC. AS ON
Details of

Serial Number	Name of the Concern	Years of Investment	Number of shares/ debentures of Government investment to up capital/ debentures
(1)	(2)	(3)	Type (4) Number of shares (5)
III Co-operative Institutions -Contd.			
<i>(g) Fisherman's Co-operatives - Concl'd.</i>			
1.	Fisheries Co-operative Societies (36)*	1974-1993 1995-1997	Redeemable shares 1,70,017 95,340
2.	Manipur State Fishing Co-operative Federation	1988-1992	(a)
<i>Total : (g) Fisherman's Co-operatives</i>			
<i>(h) Industrial Co-operatives</i>			
1.	Fruit Preservation Co-operative Societies (2)*	1961-1991	Redeemable shares 4,000
2.	Publishing Co-operative Society	1967-1990	-do- 400
3.	Oil Crushing Co-operative Societies	1968-1969 1991-1992	Redeemable shares (a)
4.	Carpentry Co-operative Societies (5)*	1968-1989 1990-1994	Redeemable shares (a)
5.	Weavers Co-operative Societies including Primary Weavers Co-operative Societies(2304)	1986-1994 ** 1995-1998 2000-2001	Redeemable shares (a) - do - (a) - do - (a)
<i>Total : (h) Industrial Co-operatives</i>			

* The figures inside the bracket indicate the number of Societies, Confederation etc.

** Yearwise breakup of Investment is shown.

NO. 13

CORPORATIONS, GOVERNMENT COMPANIES, CO-OPERATIVE BANKS AND SOCIETIES
31ST MARCH 2003 – Contd.*Investment*

and percentage of the total paid	Face value Of each share/ Debenture	Amount Invested	Amount of dividend declared/ interest received & credited to Govt. during the year	Remarks
Percentage (6)	(7)	(8) Rs.	(9) Rs.	(10)
50	10	17,00,170		
50	10	9,53,400		
Total :		<u>26,53,570</u>		
(a)	(a)	<u>3,00,000</u>	(a)	
Total :		<u>3,00,000</u>		
Total :		<u>29,53,570</u>		
34	10	<u>40,000</u>	(a)	
Total :		<u>40,000</u>		
54	50	<u>20,000</u>	(a)	
Total :		<u>20,000</u>		
(a)	(a)	1,500	(a)	
(a)	(a)	4,000	(a)	
Total :		<u>5,500</u>		
(a)	(a)	6,500	(a)	
(a)	(a)	87,000	(a)	
Total :		<u>93,500</u>		
(a)	(a)	1,62,86,000	(a)	
(a)	(a)	1,41,06,000		
(a)	(a)	2,00,000		
Total :		<u>3,05,92,000</u>		
Total :		<u>3,07,51,000</u>		

^(a) Number of Shares, Debentures, Face Value etc. have not been intimated.

STATEMENT
STATEMENT SHOWING DETAILS OF INVESTMENT OF GOVERNMENT IN STATUTORY
ETC. AS ON
Details of

Serial Number	Name of the Concern	Years of Investment	Number of shares/ debentures of Government investment to up capital/ debentures
(1)	(2)	(3)	Type (4) Number of shares (5)
III	Co-operative Institutions -Contd.		
(i)	<i>Consumers Co-operative</i>		
1.	Consumers Co-operative Societies including Primary Consumer Educated Unemployed Persons, Government Employees Societies (131)*	1961-1992	Redeemable shares (a)
	<i>Total : (i) Consumer's Co-operatives</i>		
(j)	<i>Other Co-operatives</i>		
1.	Services Co-operative Societies (281)*	1961-1988 1998-1999	Redeemable shares (a)
2.	Transport Co-operative Societies including Association/ Auto Rickshaw/ Taxi (14)*	1967-1992 1997-1998 **	Redeemable shares (a) (a)
3.	Ex-Servicemen's Societies (2)*	1970-1985 1991-1992	Redeemable shares (a) (a)
4.	GPL/MPCS/ LAMPS/ FSS/ MP Co-operative Societies (172)*	1970-1994 1997-1998 1998-1999	-do- (a) -do - (a) - do - (a)

* The figures inside the bracket indicate the number of Societies, Confederation etc.

** Yearwise breakup of Investment is shown.

NO. 13

CORPORATIONS, GOVERNMENT COMPANIES, CO-OPERATIVE BANKS AND SOCIETIES
31ST MARCH 2003 – *Contd.**Investment*

and percentage of the total paid	Face value Of each share/ Debenture	Amount Invested	Amount of dividend declared/ interest received & credited to Govt. during the year	Remarks
Percentage (6)	(7)	(8) Rs.	(9) Rs.	(10)
45	2,10,25 & 50	15,63,000	(a)	
Total :		<u>15,63,000</u>		
		<u>15,63,000</u>		
(a)	(a)	7,90,440	(a)	
(a)	(a)	2,50,700		
Total :		<u>10,41,140</u>		
(a)	(a)	2,95,000		
Total :		<u>2,95,000</u>	6,600	
(a)	(a)	23,600	(a)	
(a)	(a)	7,000	(a)	
Total :		<u>30,600</u>		
(a)	(a)	3,75,88,800		
(a)	(a)	8,20,000		
(a)	(a)	4,26,700	5,40,497	
Total :		<u>3,88,35,500</u>		

^(a) Number of Shares, Debentures, Face Value etc. have not been intimated.

STATEMENT
STATEMENT SHOWING DETAILS OF INVESTMENT OF GOVERNMENT IN STATUTORY
ETC. AS ON
Details of

Serial Number	Name of the Concern	Years of Investment	Number of shares/ debentures of Government investment to up capital/ debentures
(1)	(2)	(3)	Type (4) Number of shares (5)
III	Co-operative Institutions –Concl'd.		
(j)	<i>Other Co-operatives –Concl'd</i>		
5.	Manipur State Development Co-operative Corporation Limited	1985-1992 1993-1995	Redeemable shares (a)
6.	Integrated Co-operative Development Programme (3)*	1988-1993 1994-1995 2001-2002	Redeemable shares (a) -do- (a)
7.	Blacksmith Plant/ Bamboo/ Stone/ Chatai/ Leather (6)*	1989-1994 **	Redeemable shares (a)
8.	Film Industries	1989-1990 1993-1994	Redeemable shares (a)

Total : (j) Other Co-operatives

Total : III. Co-operative Institutions

GRAND TOTAL :

* The figure inside the bracket indicate the number of Societies, Confederation etc.

** Yearwise breakup of Investment is shown.

NO. 13
CORPORATIONS, GOVERNMENT COMPANIES, CO-OPERATIVE BANKS AND SOCIETIES
31ST MARCH 2003 - Concl'd.

Investment

and percentage the total paid	Face value of each share/ debenture	Amount Invested	Amount of dividend declared/ interest received & credited to Govt. during the year	Remarks
Percentage (6)	(7)	(8) Rs.	(9) Rs.	(10)
(a)	(a)	11,40,000	(a)	
(a)	(a)	10,50,000	(a)	
Total :		<u>21,90,000</u>		
(a)	(a)	3,72,65,750		
(a)	(a)	15,26,500		
(a)	(a)	86,98,000		
Total :		<u>4,74,90,250</u>		
(a)	(a)	1,67,000	(a)	
Total:		<u>1,67,000</u>		
(a)	(a)	5,000	(a)	
(a)	(a)	25,000	(a)	
Total:		<u>30,000</u>		
		<u>9,00,79,490</u>	5,47,097	
		<u>19,72,85,530</u>	5,47,097	
		<u>1,15,05,81,467</u>	7,57,792	

^(a) Number of Shares, Debentures, Face Value etc. have not been intimated.

STATEMENT NO. 14

STATEMENT SHOWING THE CAPITAL AND OTHER EXPENDITURE (OTHER THAN ON REVENUE ACCOUNT) TO THE END OF 2002-2003 AND THE PRINCIPAL SOURCES FROM WHICH FUNDS WERE PROVIDED FOR THE EXPENDITURE

Heads	On 1 st April 2002	During the year	On 31 st March 2003
(1)	(2)	(3)	(4)
<i>(In crores of rupees)</i>			
CAPITAL AND OTHER EXPENDITURE			
CAPITAL EXPENDITURE			
A. Capital Account of General Services			
Capital Outlay on Public Works	1,04.63	5.19	1,09.82
Capital Outlay on Other Administrative Services	0.64	...	0.64
Total : A	1,05.27	5.19	1,10.46
B. Capital Account of Social Services	7,48.65	74.75	8,23.40
C. Capital Account of Economic Services			
(a) Capital Account of Agricultural and Allied Services	84.64	0.69	85.33
(b) Capital Account of Rural Development	20.67	0.18	20.85
(c) Capital Account of Special Areas Programmes	74.61	3.34	77.95
(d) Capital Account of Irrigation & Flood Control	5,95.70	22.22	6,17.92
(e) Capital Account of Energy	7,00.28	16.44	7,16.72
(f) Capital Account of Industry and Minerals	69.46	7.40	76.86
(g) Capital Account of Transport	6,26.79	30.35	6,57.14
(i) Capital Account of Science, Technology and Environment	0.81	...	0.81
(j) Capital Account of General Economic Services	5.11	0.14	5.25
Total : C.	21,78.07	80.76	22,58.83
TOTAL : CAPITAL EXPENDITURE	30,31.99	1,60.70	31,92.69
LOANS AND ADVANCES			
Loans for Education, Art and Culture	0.11	...	0.11
Loans for Water supply and Sanitation	6.53	0.54	7.07
Loans for Housing	19.80	-0.01	19.79
Loans for Urban Development	0.89	...	0.89

STATEMENT NO. 14 - Contd.

	(1)	(2)	(3)	(4)
CAPITAL AND OTHER EXPENDITURE - Concl'd				
CAPITAL EXPENDITURE - Concl'd.				
Loans for Welfare of Scheduled Castes/ Scheduled Tribes and other backward Classes		0.02	...	0.02
Loans for Social security and Welfare		0.35	...	0.35
Loans for Crop Husbandry		1.26	...	1.26
Loans for Animal Husbandry		0.01	...	0.01
Loans for Fisheries		0.21	(-) 0.01	0.20
Loans for Co-operation		14.72	0.03	14.69
Loans for Rural Development Programmes		0.01	...	0.01
Loans for Village and Small Industries		6.06	0.81	6.87
Loans to Government Servants, etc.		4.90	(-) 0.21	4.69
Miscellaneous Loans		0.08	...	0.08
TOTAL : LOANS AND ADVANCES		54.95	1.09	56.04
TOTAL : CAPITAL AND OTHER EXPENDITURE		30,86.94	1,61.79	"X" 32,48.73
PRINCIPAL SOURCES OF FUNDS				
Revenue Surplus		...	(-) 87.12	...
Public Debts -				
Internal Debt of the State Government				
Market Loans		2,90.18	77.28	3,67.46
Other Loans		6,73.48	(-) 4,35.56	2,37.92
Loans and Advances from the Central Government		4,60.35	4,47.09	9,07.44
Small Savings, Provident Funds, etc.		6,00.40	(-) 47.47	5,52.93
Total : Public Debts		20,24.41	41.34	20,65.75
Other Receipts				
Reserve Funds		13.88	1.17	15.05
Deposits and Advances		1,57.01	(-) 15.49	1,41.52
Suspense and Miscellaneous (Other than amount closed to Government Account and Cash Balances Investment Accounts)		(-) 48.88	81.41	32.53
Remittances		(-) 18.35	(-) 23.69	(-) 42.04
Total : Other Receipts		1,03.66	(-) 43.40	1,47.06
TOTAL : DEBT AND OTHER RECEIPTS		21,28.07	(-) 84.74	22,12.81

STATEMENT NO. 14 - *Concl'd.*

(1)	(2)	(3)	(4)
Deduct - Cash Balance	(-) 1,71.85	(-) 1,64.17	(-) 3,36.02
Deduct - Investment	4.45	...	4.45
Add - Misc. Government Accounts
			<u>"Y"</u>
NET PROVISION OF FUNDS	<u>22,95.47</u>	<u>2,48.91</u>	<u>25,44.38</u>

The net provisions of Funds 'Y' shown in the Statement differs from the net Capital and other expenditure 'X' up to the end of the year by Rs.7,04.35 crore for the reasons explained below :

1. Net Capital Expenditure allocated to the end of 1964-85 to the Territory Section of Accounts	5.69
2. Net effect of balances under debt heads allocated to the end of the 1964-65 to the Territory Section of Account from the books of the Government of India.	0.85
3. Net effect of balances under Debt, Deposits and Remittances heads allocated during 1971-72 on dropping from the Central Accounts.	3.05
4. Net effect of balances under Public Debt, adopted during 1972-73 on dropping from Central Books.	(-) 2.62
5. Adjustment of Balances under Suspense	2.78
6. Net effect of Balances under Debt, Deposits and Remittance heads adopted during 1983-84 on dropping from Central Books	2.48
7. Net Revenue Surplus to the end of 2002-2002	<u>6,92.12</u>
Total :	<u><u>7,04.35</u></u>

PART - II

B - DEBT, CONTINGENCY FUND AND PUBLIC ACCOUNT

STATEMENT
DETAILED STATEMENT OF RECEIPTS, DISBURSEMENTS AND BALANCES UNDER HEADS OF

<i>Heads of account</i>	<i>Opening balance</i>
(1)	<i>on 1st April 2002</i>
	(2)
	Rs.
<i>PART I - CONSOLIDATED FUND</i>	
(i) Receipt Heads (Revenue Account)	...
(ii) Expenditure Heads (Revenue Account)	...
(iii) Expenditure Heads (Capital Account)	...
E. Public Debt	
6003 Internal Debt of the State Government	9,63,65,64,839 (Cr)
6004 Loans and Advances from the Central Government	4,60,34,95,701 (Cr)
Total : E. Public Debt	<u>14,24,00,60,540</u> (Cr)
F. Loans and Advance	
6202 Loans for Education, Sports, Art and Culture	10,73,190 (Dr)
6215 Loans for Water Supply and Sanitation	6,53,83,756 (Dr)
6216 Loans for Housing	19,79,45,524 (Dr)
6217 Loans for Urban Development	88,68,684 (Dr)
6225 Loans for Welfare of Scheduled Castes, Scheduled Tribes and Other Backward Classes	2,39,573 (Dr)
6235 Loans for Social Security and Welfare	34,68,346 (Dr)
6401 Loans for Crop Husbandry	1,25,79,044 (Dr)
6403 Loans for Animal Husbandry	50,000 (Dr)
6405 Loans for Fisheries	20,86,074 (Dr)
6425 Loans for Co-operation	14,73,35,783 (Dr)
6515 Loans for other Rural Development programmes	77,507 (Dr)
6851 Loans for Village and Small Industries	6,06,05,459 (Dr)
7610 Loans to Government Servants, etc.	4,90,43,746 (Dr)
7615 Miscellaneous Loans	8,46,461 (Dr)
Total : F. Loans and Advances	<u>54,96,03,147</u> (Dr)
Total : PART I - CONSOLIDATED FUND	

NO. 15**ACCOUNT RELATING TO DEBT, CONTINGENCY FUND AND PUBLIC ACCOUNT**

<i>Receipts</i>	<i>Disbursements</i>	<i>Closing balance on 31st</i>	
(3)	(4)	(5)	
Rs.	Rs.	Rs.	
13,27,98,61,087	
...	14,15,10,56,473	...	
...	1,60,70,51,532	...	
14,07,70,28,181	17,65,98,49,766	6,05,37,43,254	(Cr)
10,24,94,52,040	5,77,85,11,903	9,07,44,35,838	(Cr)
<u>24,32,64,80,221</u>	<u>23,43,83,61,669</u>	<u>15,12,81,79,092</u>	(Cr)
...	...	10,73,190	(Dr)
...	53,61,000	7,07,44,756	(Dr)
60,450	...	19,78,85,074	(Dr)
...	...	88,68,684	(Dr)
...	...	2,39,573	(Dr)
...	...	34,68,346	(Dr)
...	...	1,25,79,044	(Dr)
...	...	50,000	(Dr)
83,538	...	20,02,536	(Dr)
3,57,988	...	14,69,77,795	(Dr)
...	...	77,507	(Dr)
32,059	81,48,000	6,87,21,400	(Dr)
41,45,567	20,16,375	4,69,14,554	(Dr)
...	...	8,46,461	(Dr)
<u>46,79,602</u>	<u>1,55,25,375</u>	<u>56,04,48,920</u>	(Dr)
<u>37,61,10,20,910</u>	<u>39,21,19,95,049</u>		

STATEMENT

DETAILED STATEMENT OF RECEIPTS, DISBURSEMENTS AND BALANCES UNDER HEADS OF

<i>Heads of account</i> (1)	<i>Opening balance</i> <i>on 1st April 2002</i> (2) Rs.
PART III - PUBLIC ACCOUNT	
I. Small Savings, Provident Funds, etc.	
<i>(a) National Small Saving Fund</i>	
8007 Investment of National Small Saving Fund	
103 Investment in Special State Govt. Securities in Manipur	39,64,86,796 (Cr)
<i>(b) Provident Funds</i>	
8009 State Provident Funds	5,51,22,23,298 (Cr)
<i>(c) Other Accounts</i>	
8011 Insurance and Pension Funds	9,53,33,549 (Cr)
Total : I. Small Savings, Provident Funds, etc.	6,00,40,43,643 (Cr)
J. Reserve Funds	
<i>(b) Reserve Funds not Bearing Interest</i>	
8226 Depreciation/Renewal Reserve Fund	
101 Depreciation Reserve Funds of Government Commercial Departments/ Undertakings	23,98,000 (Cr)
Total : 8226. Depreciation/ Renewal Reserve Fund	23,98,000 (Cr)
8235 General and Other Reserve Funds	
111 Calamities relief	13,64,64,648 (Cr)
Total : 8235 General & Other Reserve Funds	13,64,64,648 (Cr)
Total : (b) Reserve Funds not Bearing Interest	13,88,62,648 (Cr)
Total : J. Reserve Funds	13,88,62,648 (Cr)
K. Deposits and Advances	
<i>(a) Deposits Bearing Interest</i>	
8336 Civil Deposits	
800 Other Deposits	2,35,79,948 (Cr)
Total :8336 Civil Deposits	2,35,79,948 (Cr)
Total : (a) Deposits bearing interest	2,35,79,948 (Cr)

NO. 15 -Contd.

ACCOUNT RELATING TO DEBT, CONTINGENCY FUND AND PUBLIC ACCOUNT

<i>Receipts</i> (3) Rs.	<i>Disbursements</i> (4) Rs.	<i>Closing balance on 31st</i> <i>March 2003</i> (5) Rs.
10,18,00,000	52,00,000	49,30,86,796 (Cr)
1,06,22,93,240	1,62,52,44,874	4,94,92,71,664 (Cr)
1,77,60,072	2,60,79,249	8,70,14,372 (Cr)
<u>1,18,18,53,312</u>	<u>1,65,65,24,123</u>	<u>5,52,93,72,832 (Cr)</u>
...	...	23,98,000 (Cr)
<u>...</u>	<u>...</u>	<u>23,98,000 (Cr)</u>
1,17,00,000	50,000	14,81,14,648 (Cr)
<u>1,17,00,000</u>	<u>50,000</u>	<u>14,81,14,648 (Cr)</u>
1,17,00,000	50,000	15,05,12,648 (Cr)
<u>1,17,00,000</u>	<u>50,000</u>	<u>15,05,12,648 (Cr)</u>
...	...	2,35,79,948 (Cr)
<u>...</u>	<u>...</u>	<u>2,35,79,948 (Cr)</u>
<u>...</u>	<u>...</u>	<u>2,35,79,948 (Cr)</u>

STATEMENT

DETAILED STATEMENT OF RECEIPTS, DISBURSEMENTS AND BALANCES UNDER HEADS OF

<i>Heads of account</i> (1)	<i>Opening balance</i> <i>on 1st April 2002</i> (2) Rs.
PART III - PUBLIC ACCOUNT -Contd.	
K. Deposits and Advances -Concl'd.	
<i>(b) Deposits not bearing interest</i>	
8443 Civil Deposits	
101 Revenue Deposits	8,58,77,371 (Cr)
103 Security Deposits	24,68,14,903 (Cr)
104 Civil Courts Deposits	9,73,78,663 (Cr)
105 Criminal Courts Deposits	25,83,677 (Cr)
106 Personal Deposits	9,92,42,600 (Cr)
108 Public Works Deposits	18,08,95,126 (Cr)
109 Forest Deposits	3,21,18,937 (Cr)
111 Other Departmental Deposits	3,26,48,839 (Cr)
800 Other Deposit	58,48,762 (Cr)
Total : 8443 Civil Deposits	78,34,08,878 (Cr)
8448 Deposits of Local Funds	
120 Other Funds	5,23,130 (Cr)
Total : 8448 Deposits of Local Funds	5,23,130 (Cr)
8449 Other Deposits	
120 Miscellaneous Deposits	78,47,75,204 (Cr)
Total : 8449 Other Deposits	78,47,75,204 (Cr)
Total : (b) Deposits not bearing Interest	1,56,87,07,212 (Cr)
<i>(c) Advances</i>	
8550 Civil Advances	
101 Forest Advances	52,11,301 (Dr)
102 Revenue Advances	52,499 (Dr)
103 Other Departmental Advances	82,54,850 (Dr)
104 Other Advances	86,71,280 (Dr)
Total : 8550 Civil Advances	2,21,89,930 (Dr)
Total : (c) Advances	2,21,89,930 (Dr)
Total : K. Deposits and Advances	1,57,00,97,230 (Cr)

NO. 15 -Contd.**ACCOUNT RELATING TO DEBT, CONTINGENCY FUND AND PUBLIC ACCOUNT**

<i>Receipts</i> (3) Rs.	<i>Disbursements</i> (4) Rs.	<i>Closing balance on 31st</i> <i>March 2003</i> (5) Rs.	
85,85,683	1,28,56,195	8,16,06,859	(Cr)
6,15,63,546	5,00,20,681	25,83,57,768	(Cr)
...	...	9,73,78,663	(Cr)
...	...	25,83,677	(Cr)
9,48,52,875	9,41,06,943	9,99,88,532	(Cr)
2,99,96,046	2,65,38,713	18,43,52,459	(Cr)
...	...	3,21,18,937	(Cr)
...	...	3,26,48,839	(Cr)
6,37,10,175	2,23,23,550	4,72,35,387	(Cr)
<u>25,87,08,325</u>	<u>20,58,46,082</u>	<u>83,62,71,121</u>	(Cr)
...	...	5,23,130	(Cr)
<u>...</u>	<u>...</u>	<u>5,23,130</u>	(Cr)
6,57,350	20,84,34,854	57,69,97,700	(Cr)
<u>6,57,350</u>	<u>20,84,34,854</u>	<u>57,69,97,700</u>	(Cr)
<u>25,93,65,675</u>	<u>41,42,80,936</u>	<u>1,41,37,91,951</u>	(Cr)
80,53,104	80,52,324	52,10,521	(Dr)
...	...	52,499	(Dr)
...	...	82,54,850	(Dr)
...	...	86,71,280	(Dr)
<u>80,53,104</u>	<u>80,52,324</u>	<u>2,21,89,150</u>	(Dr)
<u>80,53,104</u>	<u>80,52,324</u>	<u>2,21,89,150</u>	(Dr)
<u>26,74,18,779</u>	<u>42,23,33,260</u>	<u>1,41,51,82,749</u>	(Cr)

STATEMENT

DETAILED STATEMENT OF RECEIPTS, DISBURSEMENTS AND BALANCES UNDER HEADS OF

<i>Heads of account</i> (1)	<i>Opening balance</i> <i>on 1st April 2002</i> (2) Rs.
PART III - PUBLIC ACCOUNT -Contd.	
L. Suspense and Miscellaneous.	
<i>(b) Suspense</i>	
8658 Suspense Accounts	
101 Pay and Accounts Office Suspense	25,28,34,276 (Dr)
102 Suspense Account (Civil)	43,36,88,281 (Dr)
107 Cash Settlement Suspense Account	5,51,19,052 (Dr)
109 Reserve Bank Suspense -Headquarters	77,77,616 (Dr)
110 Reserve Bank Suspense - Central Account Office	27,39,81,746 (Cr)
111 Departmental Adjusting Account	3,87,75,266 (Dr)
112 Tax Deducted at Source Suspense	5,13,97,946 (Cr)
113 Provident Fund Suspense	2,14,946 (Dr)
120 Addl. Dearness Allow. Deposit Suspense Account	10,781 (Cr)
123 AIS Officers Group Insurance Scheme	3,67,44,193 (Cr)
126 Broadcasting Receiver Licence Fee Suspense	62,688 (Cr)
129 Material Purchase Settlement Suspense Account	2,31,43,567 (Cr)
Total : 8658 Suspense Account	40,30,68,516 (Dr)
Total : (b) Suspense	40,30,68,516 (Dr)
<i>(c) Other Accounts</i>	
8670 Cheques and Bills	
103 Departmental cheques	"B" 96,750 (Dr)
8671 Departmental Balances	
101 Civil	8,28,38,964 (Dr)
8672 Permanent Cash Imprest	
101 Civil	2,20,684 (Dr)
8673 Cash Balance Investment Account	
101 Cash Balance Investment Account	4,44,82,620 (Dr)
Total : (c) Other Account	12,76,39,018 (Dr)

 "B" Adopted proforma on 21-01-1998 on dropping from Central Account. The balance is under scrutiny.

NO. 15 -Contd.**ACCOUNT RELATING TO DEBT, CONTINGENCY FUND AND PUBLIC ACCOUNT**

<i>Receipts</i>	<i>Disbursements</i>	<i>Closing balance on 31st March 2003</i>	
(3)	(4)	(5)	
Rs.	Rs.	Rs.	
4,06,39,112	10,75,61,066	31,97,56,230	(Dr)
7,19,58,925	10,83,25,389	47,00,54,745	(Dr)
13,60,40,773	21,60,18,142	13,50,96,421	(Dr)
...	...	77,77,616	(Dr)
1,03,00,42,456	7,32,62,649	1,23,07,61,553	(Cr)
(-) 17,53,820	(-)6,41,759	3,98,87,327	(Dr)
3,22,52,700	3,19,09,931	5,17,40,715	(Cr)
...	(-) 2,10,000	4,946	(Dr)
...	...	10,781	(Cr)
2,80,549	2,51,160	3,67,73,582	(Cr)
...	...	62,688	(Cr)
37,67,664	58,58,852	2,10,52,379	(Cr)
<u>1,31,32,28,359</u>	<u>54,23,35,430</u>	<u>36,78,24,413</u>	(Cr)
<u>1,31,32,28,359</u>	<u>54,23,35,430</u>	<u>36,78,24,413</u>	(Cr)
...	...	"B" 96,750	(Dr)
16,47,38,965	12,15,63,021	3,96,63,020	(Dr)
...	...	2,20,684	(Dr)
...	...	4,44,82,620	(Dr)
<u>16,47,38,965</u>	<u>12,15,63,021</u>	<u>8,44,63,074</u>	(Dr)

"B" Adopted proforma on 21-01-1998 on dropping from Central Account. The balance is under scrutiny.

STATEMENT

DETAILED STATEMENT OF RECEIPTS, DISBURSEMENTS AND BALANCES UNDER HEADS OF

<i>Heads of account</i> (1)	<i>Opening balance</i> <i>on 1st April 2002</i> (2) Rs.
<i>PART III - PUBLIC ACCOUNT -Contd.</i>	
L. Suspense and Miscellaneous. - Concl'd.	
<i>(d) Account with Governments of Foreign Countries</i>	
8679 Accounts with Governments of other Countries	
103 Burma	26,02,003 (Dr)
Total : (d) <i>Account with Governments of Foreign Countries</i>	26,02,003 (Dr)
Total : L. <i>Suspense and Miscellaneous</i>	53,33,09,537 (Dr)
 M. Remittances	
<i>(a) Money orders and other remittances</i>	
8782 Cash Remittances and adjustments between officers rendering accounts to the same Accounts Officer	
101 Cash Remittances between Treasuries & Currency Chests	...
102 Public Works Remittances	15,48,62,186 (Dr)
103 Forest Remittances	1,98,43,814 (Dr)
105 Reserve Bank of India Remittances	1,46,01,579 (Cr)
Total : 8782 Cash Remittances, etc.	16,01,04,421 (Dr)
Total : (a) Money Orders and other Remittances	16,01,04,421 (Dr)

NO. 15 -Contd.

ACCOUNT RELATING TO DEBT, CONTINGENCY FUND AND PUBLIC ACCOUNT

<i>Receipts</i> (3) Rs.	<i>Disbursements</i> (4) Rs.	<i>Closing balance on 31st</i> <i>March 2003</i> (5) Rs.	
...	(-) 16,247	25,85,756	(Dr)
-----	-----	-----	
...	(-) 16,247	25,85,756	(Dr)
-----	-----	-----	
1,47,79,67,324	66,38,82,204	28,07,75,583	(Cr)
72,06,27,704	72,06,27,704	...	
3,52,70,18,698	3,64,28,82,905	27,07,26,393	(Dr)
3,82,49,841	4,42,03,879	2,57,97,852	(Dr)
*(-) 7,24,13,820	4,26,92,957	10,05,05,198	(Dr)
-----	-----	-----	
4,21,34,82,423	4,45,04,07,445	39,70,29,443	(Dr)
-----	-----	-----	
4,21,34,82,423	4,45,04,07,445	39,70,29,443	(Dr)

* Minus figure shows adjustment of previous years.

STATEMENT

DETAILED STATEMENT OF RECEIPTS, DISBURSEMENTS AND BALANCES UNDER HEADS OF

<i>Heads of account</i> (1)	<i>Opening balance</i> <i>on 1st April 2002</i> (2) Rs.
PART III - PUBLIC ACCOUNT - Concl'd.	
M. Remittances - Concl'd.	
<i>(b) Inter Government Adjustment Accounts</i>	
8793 Inter State suspense Account	2,34,48,963 (Dr)
Total : <i>(b) Inter Government Adjustment Accounts</i>	2,34,48,963 (Dr)
Total : M. Remittances	18,35,53,384 (Dr)
Total : PART III - PUBLIC ACCOUNT (Receipts and Disbursements)	...
Total : PART I and III Receipts and Disbursements	...
N. Cash Balances	
8999 Cash Balances (Opening)	
101 Cash in Treasuries	
102 Deposits with Reserve Bank	
104 Remittance in Transit (Local)	
Total :	
8999 Cash Balance (Closing)	
101 Cash in Treasuries	
102 Deposits with Reserve Bank	
104 Remittance in Transit (Local)	
Total :	
GRAND TOTAL :	

NO. 15 -Concl'd.

ACCOUNT RELATING TO DEBT, CONTINGENCY FUND AND PUBLIC ACCOUNT

<i>Receipts</i>	<i>Disbursements</i>	<i>Closing balance on 31st March 2003</i>
(3)	(4)	(5)
Rs.	Rs.	Rs.
...	...	2,34,48,963 (Dr)
...	...	2,34,48,963 (Dr)
<u>4,21,34,82,423</u>	<u>4,45,04,07,445</u>	<u>42,04,78,406 (Dr)</u>
<u>7,15,24,21,838</u>	<u>7,19,31,97,032</u>	...
<u>44,76,34,42,748</u>	<u>46,40,51,92,081</u>	...
4,59,44,199		
(-) 2,23,50,49,141		
47,06,42,336		
<u>(-) 1,71,84,62,606</u>		
	4,57,81,556	
	(-)3,37,62,36,399 (A)	
	(-) 2,97,57,096	
	<u>(-)3,36,02,11,939</u>	
<u>43,04,49,80,142</u>	<u>43,04,49,80,142</u>	

(A) There was a difference of Rs.24.72 crores between the balance reflected in the Accounts (- Rs.337.62 crores) and that was intimated by the Reserve Bank of India (-Rs.312.90 crores). The reason is explained below:- Total difference (Rs. 337.62 crores) – (Rs.312.90 crores) = Rs. 24.72 crores (a) Net unadjusted balance of Rs.9.81 crore being less adjustment by Bank in respect of all treasuries during 1971-72 to 2002-2002 Cash in Treasuries = Rs. 4.58 crores (c) Under scrutiny = Rs. 11.13 crores. Total Rs. 24.72 crores.

STATEMENT
DETAILED STATEMENT OF DEBT AND OTHER

<i>Description of Debt</i>	<i>Balance as on</i>
(1)	<i>1st April 2002</i>
	(2)
	Rs.
E. PUBLIC DEBT	
6003 Internal Debt of the State Government	
101 Market Loans	2,90,17,55,900
103 Loans from the Life Insurance Corporation of India	8,49,28,170
104 Loans from General Insurance Corporation of India	...
105 Loans from the National Bank for Agriculture and Rural Development	79,65,250
107 Loans from State Bank of India	10,94,400
108 Loans from NCDC	23,53,24,282
109 Loans from Other Institution	99,59,28,989
110 Ways and Means Advances from the RBI	5,40,26,74,655
800 Other Loans	68,93,193
Total : 6003. Internal Debt of the State Government	9,63,65,64,839
6004 Loans and Advances from the Central Government	
01 Non-Plan Loans	
102 Share of Small Saving Collections	81,99,93,770
104 Special Police Force	1,25,30,000
800 Police - Modernisation of Police Force	7,84,35,440
Education -National Loan Scholarship Schemes	1,31,980
201 House Building Advances	46,59,680
Total : 01. Non-Plan Loans	91,57,50,870
02 Loans for State/ Union Territory Plan Schemes	
101 Block Loans	3,17,77,87,842
Total : 02. Loans for State/ Union Territory Plan Schemes	3,25,24,33,345

NO. 16
INTEREST BEARING OBLIGATIONS OF GOVERNMENT

<i>Additions during the year (3) Rs.</i>	<i>Discharges during the year (4) Rs.</i>	<i>Balance as on 31st March 2003 (5) Rs.</i>
77,28,01,000	...	3,67,45,56,900
....	5,46,643	8,43,81,527
...
...	7,91,400	71,73,850
...	...	10,94,400
3,620	1,60,38,100	21,92,89,802
1,43,22,100	44,92,197	1,00,57,58,892
13,28,99,01,461	17,63,79,81,426	1,05,45,94,690
...	...	68,93,193
<hr/>	<hr/>	<hr/>
14,07,70,28,181	17,65,98,49,766	6,05,37,43,254
...	37,97,08,770	44,02,85,000
...	8530,000	40,00,000
29,47,856	25,95,308	7,87,87,988
...	1,31,980	...
12,00,000	7,44,765	51,14,915
<hr/>	<hr/>	<hr/>
41,47,856	39,17,10,823	52,81,87,903
4,50,49,95,184	(a) (-) 1,77,16,326	7,70,04,99,352
<hr/>	<hr/>	<hr/>
4,50,49,95,184	(-) 1,77,16,326	7,70,04,99,352

(a) As a result of reconciliation of balance with Ministry

STATEMENT
DETAILED STATEMENT OF DEBT AND OTHER

<i>Description of Debt</i>	<i>Balance as on</i>
(1)	1st April 2002
	(2)
	Rs.
E. PUBLIC DEBT -Contd.	
6004 Loans & Advances from the Central Govt. -Contd.	
03 <i>Loans for Central Plan Schemes</i>	
Rehabilitation - Repatriates from Burma	82,842
Dry Land Development	1,77,426
Village and Small Industries -	
Small Scale Industries	4,27,518
Other Loans Development Programmes (CAD)	...
800 Other Loans (i) Strengthening of State Land Use Board -Soil Conservation	9,10,710
(ii) Loan Assistance under Accelerated Irrigation Benefit Programme - Khuga Multipurpose Project	3,76,29,620
 Total : 03. <i>Loans for Central Plan Schemes</i>	<hr style="border-top: 1px solid black; border-bottom: 1px solid black; height: 3px;"/> 3,92,28,116
 04 <i>Loans for Centrally Sponsored Plan Schemes</i>	
800 Integrated Development of Small and Medium Towns	3,60,49,900
Flood Control and Drainage, Anti Sea Erosion Projects	5,12,000
Credit Co-operatives	59,90,095
Assistance to Consumer Co-operative in Urban Areas	36,92,417
Inter State Transmission Lines	15,49,524
Small Scale Industries	...
Agricultural Engineering	90,000
Handloom Industries	10,14,915
Forest Conservation	8,94,270
Roads of Inter State or Economic Importance	70,43,662
National Water Shed Development Project for rainfed Areas	2,35,81,203
Loans to Other Co-operatives	3,41,051
Crop Husbandry	...
Macro Management	1,47,07,000
 Total : 04. <i>Loans for C. S. Plan Schemes</i>	<hr style="border-top: 1px solid black; border-bottom: 1px solid black; height: 3px;"/> 9,54,66,037

NO. 16
INTEREST BEARING OBLIGATIONS OF GOVERNMENT

<i>Additions during the year</i>	<i>Discharges during the year</i>	<i>Balance as on 31st March</i> 2003
(3) Rs.	(4) Rs.	(5) Rs.
...	82,842	...
...	1,77,426	...
...	4,27,518	...
...
...	85,470	8,25,240
	10,79,620	3,65,50,000
<hr/>	<hr/>	<hr/>
...	18,52,876	3,73,75,240
23,69,000	27,88,000	3,56,30,900
...	64,000	4,48,000
...	46,56,202	13,33,893
...	8,18,567	28,73,850
...	1,39,604	14,09,920
...	(a) (-) 89,495	89,495
...	90,000	...
4,80,000	4,71,805	10,23,110
...	3,42,741	5,51,529
...	6,23,375	64,20,287
...
60,00,000	7,35,284	2,88,45,919
1,60,000	3,52,480	1,48,571
...	3,67,675	1,43,39,325
<hr/>	<hr/>	<hr/>
90,09,000	1,13,60,238	9,31,14,799

(a) As a result of reconciliation of balance with Ministry

STATEMENT
DETAILED STATEMENT OF DEBT AND OTHER

<i>Description of Debt</i>	<i>Balance as on</i>
(1)	1st April 2002
	(2)
	Rs.
E. PUBLIC DEBT -Concl'd.	
6004 Loans and Advances from the Central Government – Concl'd	
05 <i>Loans for Special Schemes</i>	
101 Schemes of North Eastern Council	4,01,81,494
Total : 05 Loans for Special Schemes	4,01,81,494
06 <i>Ways and Means Advances</i>	
800 Other Ways and Means Advances	2,31,56,000
Total : 06 Ways and Means Advances	2,31,56,000
07 <i>Pre 1984-85 Loans</i>	
102 National Loan Scholarship Schemes	5,81,572
105 Small Saving Loans	25,55,000
107 Pre 1979-80 Consolidated Loans re-consolidated into 25 years	9,58,41,406
108 1979-84 Consolidated Loans	13,83,01,861
800 1984-89 State Plan Loans Consolidated in terms of recommenda- -tions of the 9 th Finance Commission	7,46,45,503
Total : 07 Pre-1984-85 Loans	3,17,77,87,842
Total : 6004 - Loans and Advances from the Central Government.	4,60,34,95,701
Total : E. PUBLIC DEBT	14,24,00,60,540
 I SMALL SAVINGS, PROVIDENT FUNDS ETC.	
<i>(a) National Small Savings Funds</i>	
8007 Investment of National Small Saving Fund	
103 Investment in Special State Govt. securities -Manipur	39,64,86,796
Total : 8007 – Investment of National Small Saving Fund	39,64,86,796
 <i>(b) Provident Funds</i>	
8009 State Provident Funds	
01 <i>Civil</i>	
101 General Provident Funds	5,49,68,99,715
102 Contributory Provident Funds	9,680
104 All India Services Provident Funds	1,53,12,392
Total : 01 Civil	5,51,22,21,787

NO. 16 –Contd.

INTEREST BEARING OBLIGATIONS OF GOVERNMENT

<i>Additions during the year</i> (3) Rs.	<i>Discharges during the year</i> (4) Rs.	<i>Balance as on 31st March 2003</i> (5) Rs.
45,00,000	47,48,522	3,99,32,972
<u>45,00,000</u>	<u>47,48,522</u>	<u>3,99,32,972</u>
5,72,68,00,000	5,34,49,56,000	40,50,00,000
<u>5,72,68,00,000</u>	<u>5,34,49,56,000</u>	<u>40,50,00,000</u>
...	...	5,81,572
...	9,75,000	15,80,000
...	52,29,406	9,06,12,000
...	1,12,93,861	12,70,08,000
...	2,41,01,503	5,05,44,000
<u>...</u>	<u>4,15,99,770</u>	<u>27,03,25,572</u>
10,24,94,52,000	5,77,85,11,903	9,07,44,35,838
<u>24,32,64,80,221</u>	<u>23,43,83,61,669</u>	<u>15,12,81,79,092</u>
10,18,00,000	52,00,000	49,30,86,796
<u>10,18,00,000</u>	<u>52,00,000</u>	<u>49,30,86,796</u>
1,05,66,98,666	1,62,11,10,846	4,93,24,87,535
...	...	9,680
55,94,574	41,34,028	1,67,72,938
<u>1,06,22,93,240</u>	<u>1,62,52,44,874</u>	<u>4,94,92,70,153</u>

**STATEMENT
DETAILED STATEMENT OF DEBT AND OTHER**

<i>Description of Debt</i>	<i>Balance as on 1st April</i>
(1)	2002 (2) Rs.
I. SMALL SAVINGS, PROVIDENT FUNDS ETC. - Concl'd.	
<i>(b) Provident Funds –Concl'd.</i>	
8009 State Provident Funds	
60 Other Provident Funds	
101 Workmen's Contributory Provident Fund	1,511
Total : 60 Other Provident Fund	1,511
Total : 8009 State Provident Funds	5,51,22,23,298
<i>(c) Other Accounts</i>	
8011 Insurance and Pension Funds	
107 State Government Employees Group Insurance Scheme	9,53,33,549
Total : 8011. Insurance and Pension Funds	9,53,33,549
Total : I. SMALL SAVINGS, PROVIDENT FUNDS ETC.	6,00,40,43,643
K. DEPOSITS AND ADVANCES	
<i>(a) Deposits Bearing Interest</i>	
8336 Civil Deposits	
800 Other Deposits	2,35,79,948
Total : 8336 Civil Deposits	2,35,79,948
Total : (a) Deposit Bearing Interest	2,35,79,948
Total : K. DEPOSITS AND ADVANCES	2,35,79,948
GRAND TOTAL :	20,26,76,84,131

NO. 16 -Contd.

INTEREST BEARING OBLIGATIONS OF GOVERNMENT

<i>Additions during the year</i>	<i>Discharges during the year</i>	<i>Balance as on 31st March</i>
(3)	(4)	2003
Rs.	Rs.	(5) Rs.
...	...	1,511
...	...	1,511
1,06,22,93,240	1,62,52,44,874	4,94,92,71,664
1,77,60,072	2,60,79,249	8,70,14,372
1,77,60,072	2,60,79,249	8,70,14,372
1,18,18,53,312	1,65,65,24,123	5,52,93,72,832
...	...	2,35,79,948
...	...	2,35,79,948
...	...	2,35,79,948
...	...	2,35,79,948
25,50,83,33,533	25,09,48,85,792	20,68,11,31,872

**ANNEXURE TO STATE
DETAILED STATEMENT OF DEBT AND OTHER**

<i>Description of Debt</i>	<i>When raised</i>	<i>Balance as on 1st April 2002</i>
(1)	(2)	(3)
E. PUBLIC DEBT		
6003 Internal Debt of the State Government		
101 Market Loans		
(a) <i>Market Loans bearing interest</i>		
(i) 8.75 % Manipur State Development Loan 2000	1983-84	35,80,000
(ii) 9.75 % Manipur State Development Loan 1998	1985-86	11,70,000
(iii) 11 % Manipur State Development Loan 2002	1986-87	7,42,50,000
(iv) 11 % Manipur State Development Loan 2002	1987-88	7,97,50,000
(v) 11.5 % Manipur State Development Loan 2008	1988-89	9,77,00,000
(vi) 11.5 % Manipur State Development Loan 2009	1989-90	11,43,00,000
(vii) 11.5 % Manipur State Development Loan 2010	1990-91	11,03,00,000
(viii) 11.5 % Manipur State Development Loan 2011	1991-92	4,54,00,000
(ix) 12 % Manipur State Development Loan 2011	1991-92	7,59,00,000
(x) 13 % Manipur State Development Loan 2007	1992-93	14,52,40,000
(xi) 13.5 % Manipur State Development Loan 2003	1993-94	15,05,02,000
(xii) 12.15 % Manipur State Development Loan 2004	1994-95	14,00,00,000
(xiii) 14 % Manipur State Development Loan 2005	1995-96	16,00,00,000
(xiv) 13.75 % Manipur State Development Loan 2007	1997-98	1,60,00,000
(xv) 13.85 % Manipur State Development Loan 2006	1997-98	16,00,00,000
(xvi) 13.05 % Manipur State Development Loan 2007	1998-99	22,66,00,000
(xvii) 12.15 % Manipur State Development Loan 2008	1998-99	20,00,00,000
(xviii) 12.5 % Manipur State Development Loan 2008	1998-99	9,28,00,000
(xix) 11.85 % Manipur State Development Loan 2009	1999-2000	9,75,00,000
(xx) 12.25 % Manipur State Development Loan 2009	1999-2000	20,64,00,000
(xxi) 10.25 % Manipur State Development Loan 2010	2000-2001	15,76,00,000
(xxii) 12% Manipur State Development Loan 2010	2000-2001	9,44,00,000
(xxiii) 10.35% Manipur State Development Loan 2011	2001-2002	10,00,10,000
(xxiv) 9.45% Manipur State Development Loan 2011	2001-2002	10,00,20,589
(xxv) 8.30% Manipur State Development Loan 2012	2001-2002	13,29,00,000
(xxvi) 8% Manipur State Development Loan 2012	2001-2002	11,90,24,658
(xxvii) 7.8% Manipur State Development Loan 2012	2002-2003	...
(xxviii) 6.8% Manipur State Development Loan 2012	2002-2003	...
(xxix) 6.95% Debt Swap Scheme 2013	2002-2003	...
(xxx) 6.75% Debt Swap Scheme 2013	2002-2003	...
Total : Market Loans bearing interest		<u>2,90,13,47,247</u>

MENT NO. 16 –Contd.

INTEREST BEARING OBLIGATIONS OF GOVERNMENT

<i>Additions during the year</i>	<i>Discharges during the year</i>	<i>Balance as on 31st March</i> 2003
(4) Rs.	(5) Rs.	(6) Rs.
...	...	35,80,000
...	...	11,70,000
...	...	7,42,50,000
...	...	7,97,50,000
...	...	9,77,00,000
...	...	11,43,00,000
...	...	11,03,00,000
...	...	4,54,00,000
...	...	7,59,00,000
...	...	14,52,40,000
...	...	15,05,02,000
...	...	14,00,00,000
...	...	16,00,00,000
...	...	1,60,00,000
...	...	16,00,00,000
...	...	22,66,00,000
...	...	20,00,00,000
...	...	9,28,00,000
...	...	9,75,00,000
...	...	20,64,00,000
...	...	15,76,00,000
...	...	9,44,00,000
...	...	10,00,10,000
...	...	10,00,20,589
...	...	13,29,00,000
...	...	11,90,24,658
37,85,00,000	...	37,85,00,000
21,43,26,000	...	21,43,26,000
13,50,00,000	...	13,50,00,000
4,49,75,000	...	4,49,75,000
<u>77,28,01,000</u>	<u>...</u>	<u>3,67,41,48,247</u>

**ANNEXURE TO STATE
DETAILED STATEMENT OF DEBT AND OTHER**

<i>Description of Debt</i>	<i>When raised</i>	<i>Balance as on 1st April 2002</i>
(1)	(2)	(3)
E. PUBLIC DEBT -Contd.		
6003 Internal Debt of the State Government -Concl'd.		
(b) Market Loans not bearing interest		
(i) Manipur State Development Loan		1,08,653
(ii) 7.5 % Manipur State Development Loan 1998	1982-83	3,00,000
Total : Market Loans not bearing interest		4,08,653
Total : 101		2,90,17,55,900
103 Loans from Life Insurance Corporation of India	1974-99	8,49,28,170
105 Loans from National Bank for Agricultural & Rural Development	1976-99	79,65,250
107 Loans from State Bank of India		10,94,400
108 Loans from the National Co-operative Development Corporation	1973-02	23,53,24,282
109 Loans from other Institutions Loans from the Rural Electrification Corporation	1979-02	99,59,28,989
110 Ways and Means Advances from the Reserve Bank of India		5,40,26,74,655
800 Other Loans		68,93,193
Total : 6003 - Internal Debt of the State Government		9,63,65,64,839

MENT NO. 16 -Contd.

INTEREST BEARING OBLIGATIONS OF GOVERNMENT

<i>Additions during the year</i>	<i>Discharges during the year</i>	<i>Balance as on 31st March 2003</i>
(4)	(5)	(6)
Rs.	Rs.	Rs.
...	...	1,08,653
...	...	3,00,000
...	...	4,08,653
<u>77,28,01,000</u>	<u>...</u>	<u>3,67,45,56,900</u>
...	5,46,643	8,43,81,527
...	7,91,400	71,73,850
...	...	10,94,400
3,620	1,60,38,100	21,92,89,802
1,43,22,100	44,92,197	1,00,57,58,892
13,28,99,01,461	17,63,79,81,426	1,05,45,94,690
...	...	68,93,193
<u>14,07,70,28,181</u>	<u>17,65,98,49,766</u>	<u>6,05,37,43,254</u>

**ANNEXURE TO STATE
DETAILED STATEMENT OF DEBT AND OTHER**

<i>Description of Debt</i>	<i>When raised</i>	<i>Balance as on 1st April 2002</i>
(1)	(2)	(3)
E. PUBLIC DEBT -Contd.		
6004 Loans & Advances from the Central Government -Contd.		
<i>01 Non-Plan Loans -Contd.</i>		
102 Share of Small Savings Collection	1984-85	16,00,000
	1985-86	27,90,000
	1986-87	48,00,000
	1987-88	52,80,000
	1988-89	1,19,40,000
	1989-90	10,92,00,000
	1990-91	4,77,93,750
	1991-92	1,80,00,000
	1992-93	2,12,80,000
	1993-94	3,10,25,000
	1994-95	4,45,50,000
	1995-96	1,36,80,000
	1996-97	8,29,25,286
	1997-98	12,60,00,000
	1998-99	11,92,00,000
	1999-2000	17,99,29,734
Total : 102		81,99,93,770
201 House Building Advances	1992-93	75,000
	1993-94	2,69,040
	1994-95	1,99,800
	1995-96	5,19,640
	1996-97	8,99,550
	1997-98	6,90,750
	1998-99	3,05,900
	2001-2002	17,00,000
	2002-2003	...
Total : 201		46,59,680

MENT NO. 16 -Contd.

INTEREST BEARING OBLIGATIONS OF GOVERNMENT

(4)	(5)	(6)
Rs.	Rs.	Rs.
<i>Additions during the year</i>	<i>Discharges during the year</i>	<i>Balance as on 31st March 2003</i>
...	2,00,000	14,00,000
...	3,10,000	24,80,000
...	4,80,000	43,20,000
...	4,80,000	48,00,000
...	9,95,000	1,09,45,000
...	84,00,000	10,08,00,000
...	46,98,750	4,30,95,000
...	12,00,000	1,68,00,000
...	1,28,05,000	84,75,000
...	3,10,25,000	...
...	4,45,50,000	...
...	1,36,80,000	...
...	8,29,25,286	...
...	1,67,30,000	10,92,70,000
...	(a)(-) 1,87,00,000	13,79,00,000
...	17,99,29,734	...
...	<u>37,97,08,770</u>	<u>44,02,85,000</u>
...	75,000	...
...	1,34,520	1,34,520
...	66,600	1,33,200
...	1,29,910	3,89,730
...	1,79,910	7,19,640
...	1,15,125	5,75,625
...	43,700	2,62,200
...	...	17,00,000
12,00,000	...	12,00,000
<u>12,00,000</u>	<u>7,44,765</u>	<u>51,14,915</u>

(a) As a result of reconciliation of balance with Ministry

**ANNEXURE TO STATE
DETAILED STATEMENT OF DEBT AND OTHER**

<i>Description of Debt</i>	<i>When raised</i>	<i>Balance as on 1st April 2002</i>
(1)	(2)	(3)
E. PUBLIC DEBT -Contd.		
6004	Loans and Advances from the Central Government - <i>Contd.</i>	
01	<i>Non-Plan Loans -Concl'd.</i>	
800	Modernisation of Police Force	
	1984-85	1,20,960
	1985-86	1,81,440
	1986-87	1,94,800
	1987-88	2,21,760
	1988-89	2,41,920
	1989-90	2,62,080
	1990-91	2,24,000
	1991-92	6,92,700
	1992-93	5,54,080
	1993-94	11,77,420
	1994-95	24,93,360
	1995-96	13,15,940
	1996-97	60,65,200
	1997-98	91,27,230
	1998-99	1,03,23,720
	1999-2000	7,96,490
	2000-2001	1,96,80,040
	2001-2002	2,47,62,300
	2002-2003	...
Total : 800		7,84,35,440
Police -104 Special Force	1993-94	16,19,000
	1995-96	10,00,000
	1996-97	17,11,000
	1997-98	2,00,000
	1998-99	80,00,000
		1,25,30,000
Education - National Loan Scholarship Schemes	1984-85	74,660
	1985-86	22,000
	1986-87	35,320
Total :		1,31,980
Total : 01		91,57,50,870

MENT NO. 16 –Contd.

INTEREST BEARING OBLIGATIONS OF GOVERNMENT

Additions during the year	Discharges during the year	Balance as on 31st March 2003
(4) Rs.	(5) Rs.	(6) Rs.
...	15,120	1,05,840
...	20,160	1,61,280
...	19,480	1,75,320
...	20,160	2,01,600
...	24,066	2,17,854
...	20,160	2,41,920
...	16,000	2,08,000
...	46,180	6,46,520
...	34,630	5,19,450
...	69,260	11,08,160
...	1,38,520	23,54,840
...	69,260	12,46,680
...	(a)(-) 6,46,740	67,11,940
...	4,34,630	86,92,600
...	4,69,260	98,54,460
...	34,630	7,61,860
...	8,20,040	1,88,60,000
...	9,90,492	2,37,71,808
29,47,856	...	29,47,856
<u>29,47,856</u>	<u>25,95,308</u>	<u>7,87,87,988</u>
...	16,19,000	...
...	10,00,000	...
...	17,11,000	...
...	2,00,000	...
...	40,00,000	40,00,000
...	<u>85,30,000</u>	<u>40,00,000</u>
...
...	74,660	...
...	22,000	...
...	35,320	...
...	<u>1,31,980</u>	<u>...</u>
<u>41,47,856</u>	<u>39,17,10,823</u>	<u>52,81,87,903</u>

(a) As a result of reconciliation of balance with Ministry

**ANNEXURE TO STATE
DETAILED STATEMENT OF DEBT AND OTHER**

<i>Description of Debt</i>	<i>When raised</i>	<i>Balance as on 1st April 2002</i>
(1)	(2)	(3)
E. PUBLIC DEBT -Contd.		
6004 Loans & advances from the Central Government -Contd.		
6004 Loans & advances from the Central Government -Contd.		
<i>02 Loans for State/ Union Territory Plan Schemes</i>		
101 Block Loans	1989-90	1,84,76,570
	1990-91	4,27,19,773
	1991-92	5,96,29,380
	1992-93	6,07,94,275
	1993-94	12,60,33,173
	1994-95	12,91,61,225
	1995-96	15,36,71,840
	1996-97	20,53,03,750
	1997-98	44,12,01,192
	1998-99	40,76,35,200
	1999-2000	55,51,22,114
	2000-2001	36,96,50,225
	2001-2002	60,83,89,125
	2002-2002	...
Total : 101		3,17,77,87,842
Total : 02		3,17,77,87,842
<i>03 Loans for Central Plan Schemes</i>		
Rehabilitation - Rehabilitation of Repatriates from Burma	1985-86	15,642
	1986-87	67,200
Total :		82,842
Dry Land Development	1985-86	61,327
	1986-87	1,01,499
	1987-88	14,600
Total :		1,77,426

MENT NO. 16 -Contd.

INTEREST BEARING OBLIGATIONS OF GOVERNMENT

<i>Additions during the year</i>	<i>Discharges during the year</i>	<i>Balance as on 31st March 2003</i>
(4) Rs.	(5) Rs.	(6) Rs.
...	1,30,78,641	53,97,929
...	47,46,643	3,79,73,130
...	31,92,405	5,64,36,975
...	29,15,945	5,78,78,330
...	2,05,48,887	10,54,84,286
...	1,49,55,245	11,42,05,980
...	1,09,76,560	14,26,95,280
...	(a) (-) 17,13,083	20,70,16,833
...	(a) (-) 2,57,37,308	46,69,38,500
...	2,09,29,600	38,67,05,600
...	(a) (-) 5,91,95,361	61,43,17,475
...	84,68,775	36,11,81,450
...	(a) (-) 3,08,83,275	63,92,72,400
4,50,49,95,184	...	4,50,49,95,184
<u>4,50,49,95,184</u>	<u>(-) 1,77,16,326</u>	<u>7,70,04,99,352</u>
<u>4,50,49,95,184</u>	<u>(-) 1,77,16,326</u>	<u>7,70,04,99,352</u>
...	15,642	...
...	67,200	...
<u>...</u>	<u>82,842</u>	<u>...</u>
...	61,327	...
...	1,01,499	...
...	14,600	...
<u>...</u>	<u>1,77,426</u>	<u>...</u>

(a) As a result of reconciliation of balance with Ministry

**ANNEXURE TO STATE
DETAILED STATEMENT OF DEBT AND OTHER**

<i>Description of Debt</i>	<i>When raised</i>	<i>Balance as on 1st April 2002</i>
(1)	(2)	(3)
E. PUBLIC DEBT -Contd.		
6004 Loans & advances from the Central Government -Contd.		
<i>03 Loans for Central Plan Schemes -Concl'd.</i>		
Other Rural Development Programmes (CAD)		
Soil and Water Conservation -		
102	Soil Conservation	
	1987-88	10,213
	1988-89	12,929
	1989-90	16,352
	1990-91	53,337
	1991-92	55,185
	1992-93	1,14,025
	1993-94	75,836
	1994-95	2,69,450
	1997-98	3,03,383
		...
	Total :	<u>9,10,710</u>
<i>Village & Small Industries</i>		
102	Small Scale Industries	1991-92 4,27,518
800	Other Loans	
	Loan Assistance under Accelerated Irrigation Benefits Programme - Khuga Multipurpose Project	1996-97 3,76,29,620
	Total : 03	<u>3,92,28,116</u>
<i>04 Loans for Centrally Sponsored Plan Schemes</i>		
800	Integrated Development of Small & Medium Towns	
	1985-86	5,40,000
	1986-87	4,50,000
	1987-88	25,85,000
	1990-91	37,11,500
	1991-92	11,25,000
	1992-93	82,46,400
	1995-96	5,70,000
	1996-97	36,50,000
	1997-98	11,00,000
	1998-99	10,50,000
	1999-2000	19,92,000
	2000-2001	1,07,46,000
	2001-2002	2,84,000
	2002-2003	...
	Total :	<u>3,60,49,900</u>

MENT NO. 16 -Contd.

INTEREST BEARING OBLIGATIONS OF GOVERNMENT

<i>Additions during the year</i>	<i>Discharges during the year</i>	<i>Balance as on 31st March 2003</i>
(4) Rs.	(5) Rs.	(6) Rs.
...	10,213	...
...	6,467	6,462
...	(a)(-) 9,248	25,600
...	13,333	40,004
...	15,185	40,000
...	10,365	1,03,660
...	10,832	65,004
...	17,963	2,51,487
...	10,360	2,93,023
...
...	<u>85,470</u>	<u>8,25,240</u>
...	4,27,518	...
...	10,79,620	3,65,50,000
...	<u>18,52,876</u>	<u>3,73,75,240</u>
...	60,000	4,80,000
...	45,000	4,05,000
...	2,35,000	23,50,000
...	1,74,200	35,37,300
...	75,000	10,50,000
...	5,15,400	77,31,000
...	30,000	5,40,000
...	1,82,500	34,67,500
...	...	11,00,000
...	...	10,50,000
...	2,49,000	17,43,000
...	11,93,500	95,52,500
...	28,400	2,55,600
<u>23,69,000</u>	...	<u>23,69,000</u>
<u>23,69,000</u>	<u>27,88,000</u>	<u>3,56,30,900</u>

(a) As a result of reconciliation of balance with Ministry

**ANNEXURE TO STATE
DETAILED STATEMENT OF DEBT AND OTHER**

<i>Description of Debt</i>	<i>When raised</i>	<i>Balance as on 1st April 2002</i>
(1)	(2)	(3)
E. PUBLIC DEBT -Contd.		
6004 Loans & advances from the Central Government -Contd.		
<i>04 Loans for Central Plan Schemes -Contd.</i>		
Flood Control and Drainage, Anti Sea Erosion Projects	1984-85	5,12,000
Co-operation -		
Credit Co-operatives	1984-85	66,669
	1985-86	60,241
	1991-92	2,20,237
	1992-93	28,570
	1998-99	6,50,000
	1999-2000	49,64,378
Total :		59,90,095
<i>Civil Supplies</i>		
Assistance to Consumer Co-operatives in Urban Areas	1986-87	15,876
	1989-90	11,250
	1990-91	30,000
	1995-96	7,91,441
	2001-2002	28,43,850
Total :		36,92,417
<i>Transmission and Distribution -</i>		
Inter State Transmission Lines	1985-86	15,49,524
Village and Small Industries -		
Small Scale Industries	1991-92	...
	1992-93	...
Total :		...
Agricultural Engineering	1995-96	90,000
Total :		90,000
<i>Handloom Industries</i>		
	1989-90	2,58,280
	1990-91	2,17,000
	1992-93	2,90,415
	1993-94	5,330
	1994-95	2,43,890
	2002-2003	...
Total :		10,14,915

MENT NO. 16 –Contd.

INTEREST BEARING OBLIGATIONS OF GOVERNMENT

(4) Rs.	Discharges during the year (5) Rs.	Balance as on 31st March 2003 (6) Rs.
...	64,000	4,48,000
...	8,333	58,336
...	(a) (-) 6,428	66,669
...	(a)(-) 3,13,097	5,33,334
...	(a) (-) 54,761	83,331
...	57,777	5,92,223
...	49,64,378	...
...	<u>46,56,202</u>	<u>13,33,893</u>
...	15,876	...
...	3,750	7,500
...	7,500	22,500
...	7,91,441	...
...	...	28,43,850
...	<u>8,18,567</u>	<u>28,73,850</u>
...	1,39,604	14,09,920
...	(a) (-) 66,663	66,663
...	(a) (-) 22,832	22,832
...	<u>(-)89,495</u>	<u>89,495</u>
...	90,000	...
...	<u>90,000</u>	...
...	2,58,280	...
...	2,17,000	...
...	2,90,415	...
...	(a) (-) 2,63,780	2,69,110
...	(a) (-) 30,110	2,74,000
4,80,000	...	4,80,000
<u>4,80,000</u>	<u>4,71,805</u>	<u>10,23,110</u>

(a) As a result of reconciliation of balance with Ministry

**ANNEXURE TO STATE
DETAILED STATEMENT OF DEBT AND OTHER**

Description of Debt (1)	When raised (2)	Balance as on 1st April 2002 (3) Rs.
E. PUBLIC DEBT -Contd.		
6004 Loans & advances from the Central Government -Contd.		
04 Loans for Central Plan Schemes -Concl'd.		
Forestry		
Forest Conservation, Development and Regeneration		
	1987-88	1,46,536
	1988-89	2,88,400
	1989-90	4,59,334
Total :		8,94,270
Roads and Bridges -		
Roads of Inter State or Economic Importance		
	1984-85	1,76,000
	1985-86	2,16,000
	1988-89	13,332
	1989-90	46,94,830
	1993-94	19,43,500
Total :		70,43,662
National Water Shed Development Project for rainfed Areas		
	1991-92	2,18,750
	1992-93	31,32,195
	1996-97	21,59,008
	1997-98	44,06,250
	1998-99	57,50,000
	1999-2000	72,50,000
	2000-2001	6,65,000
	2002-2003	
Total :		2,35,81,203
Co-operation -		
Loans to Other Co-operatives		
	1991-92	2,27,738
	1992-93	28,950
	1995-96	84,363
	1999-2000	...
Total :		3,41,051
Crop Husbandry		
	2001-02	1,47,07,000
Total : 04		9,54,66,037

MENT NO. 16 -Contd.

INTEREST BEARING OBLIGATIONS OF GOVERNMENT

(4)	(5)	(6)
Additions during the year	Discharges during the year	Balance as on 31st March 2003
Rs.	Rs.	Rs.
...
...
...	1,46,536	...
...	1,44,200	1,44,200
...	52,005	4,07,329
<hr/>	<hr/>	<hr/>
...	3,42,741	5,51,529
...	22,000	1,54,000
...	24,000	1,92,000
...	6,670	6,662
...	4,22,830	42,72,000
...	1,47,875	17,95,625
<hr/>	<hr/>	<hr/>
...	6,23,375	64,20,287
...	21,875	1,96,875
...	1,33,985	29,98,210
...	(a) (-) 4,63,076	26,22,084
...	(a) (-) 5,37,500	49,43,750
...	(a) (-) 10,62,500	68,12,500
...	26,25,000	46,25,000
...	17,500	6,47,500
60,00,000	...	60,00,000
<hr/>	<hr/>	<hr/>
60,00,000	7,35,284	2,88,45,919
...	2,27,738	...
...	28,950	...
...	84,363	...
1,60,000	11,429	1,48,571
<hr/>	<hr/>	<hr/>
1,60,000	3,52,480	1,48,571
...	3,67,675	1,43,39,325
<hr/>	<hr/>	<hr/>
90,09,000	1,13,60,238	9,31,14,799

(a) As a result of reconciliation of balance with Minisry

**ANNEXURE TO STATE
DETAILED STATEMENT OF DEBT AND OTHER**

<i>Description of Debt</i>	<i>When raised</i>	<i>Balance as on 1st April 2002</i>
(1)	(2)	(3)
E. PUBLIC DEBT -Concl'd		
6004 Loans & advances from the Central Government -Concl'd		
<i>05 Loans for Special Schemes</i>		
101 Schemes of North Eastern Council	1984-85	7,92,804
	1986-87	3,339
	1987-88	5,52,079
	1988-89	18,54,146
	1989-90	3,59,532
	1990-91	4,52,379
	1991-92	35,61,009
	1992-93	21,30,358
	1993-94	72,89,635
	1994-95	49,53,045
	1995-96	...
	1996-97	11,69,117
	1997-98	67,86,801
	1998-99	24,97,500
	1999-2000	1,37,500
	2000-2001	66,42,250
	2001-2002	10,00,000
	2002-2003	...
Total : 05		4,01,81,494
<i>06 Ways and Means Advances</i>		
800 Other Ways and Means Advances	2001-2002	2,31,56,000
Total : 06		2,31,56,000
<i>07 Pre 1984-85 Loans</i>		
102 National Loan Scholarship Schemes	Pre 1974	2,29,822
	1974-78	1,86,600
	1979-80	85,000
	1981-82	50,000
	1982-83	30,150
Total :		5,81,572

MENT NO. 16 -Contd.

INTEREST BEARING OBLIGATIONS OF GOVERNMENT

Additions during the year	Discharges during the year	Balance as on 31st March 2003
(4) Rs.	(5) Rs.	(6) Rs.
...	7,92,804	...
...	3,339	...
...	5,38,541	13,538
...	15,91,084	2,63,062
...	(a) (-) 6,09,997	9,69,529
...	(a) (-) 1,66,753	6,19,132
...	9,11,064	26,49,945
...	3,68,464	17,61,894
...	(a) (-) 7,77,917	80,67,552
...	14,50,645	35,02,400
...	(a) (-) 14,36,053	26,05,170
...	18,16,801	49,70,000
...	67,500	24,30,000
...	(a) (-) 93,750	2,31,250
...	12,17,750	54,24,500
...	(a) (-) 9,25,000	19,25,000
45,00,000	...	45,00,000
<u>45,00,000</u>	<u>47,48,522</u>	<u>3,99,32,972</u>
...
<u>5,72,68,00,000</u>	<u>5,34,49,56,000</u>	<u>40,50,00,000</u>
...	...	2,29,822
...	...	1,86,600
...	...	85,000
...	...	50,000
...	...	30,150
<u>...</u>	<u>...</u>	<u>5,81,572</u>

(a) As a result of reconciliation of balance with Ministry

**ANNEXURE TO STATE
DETAILED STATEMENT OF DEBT AND OTHER**

<i>Description of Debt</i>	<i>When raised</i>	<i>Balance as on 1st April 2002</i>
(1)	(2)	(3)
<i>E. PUBLIC DEBT -Concl'd</i>		
6004	Loans & advances from the Central Government -Concl'd	
105	Small Savings Loans	
	Pre 1979	10,55,000
	1979-80	1,05,000
	1980-81	3,40,000
	1981-82	2,25,000
	1982-83	2,70,000
	1983-84	5,60,000
	Total :	<u>25,55,000</u>
107	Pre 1979-80 Consolidated Loans re-consolidated into 25 years	Pre 1979-83 9,58,41,406
108	Pre 1979-84 Consolidated Loans (30 years)	1982-83 13,83,01,861
800	1984-89 State Plan Loans Consolidated in terms of recommendations of the 9 th Finance Commission	1990-91 7,46,45,503
	Total : 07	<u>31,19,25,342</u>
	<i>Total : 6004 - Loans and Advances from the Central Government</i>	<u>4,60,34,95,701</u>
	<i>TOTAL : E. PUBLIC DEBT</i>	<u>14,24,00,60,540</u>

MENT NO. 16 -Concl'd.**INTEREST BEARING OBLIGATIONS OF GOVERNMENT**

<i>Additions during the year</i>	<i>Discharges during the year</i>	<i>Balance as on 31st March</i>
(4)	(5)	2003
Rs.	Rs.	Rs.
...	6,85,000	3,70,000
...	35,000	70,000
...	85,000	2,55,000
...	45,000	1,80,000
...	45,000	2,25,000
...	80,000	4,80,000
...	9,75,000	15,80,000
...	52,29,406	9,06,12,000
...	1,12,93,861	12,70,08,000
...	2,41,01,503	5,05,44,000
...	4,15,99,770	27,03,25,572
<u>10,24,94,52,040</u>	<u>5,77,85,11,903</u>	<u>9,07,44,35,838</u>
<u>24,32,64,80,221</u>	<u>23,43,83,61,669</u>	<u>15,12,81,79,092</u>

**STATEMENT
DETAILED STATEMENT OF LOANS AND**

<i>Heads of Account</i>	<i>Balance on 1st April 2002</i>	<i>Advanced during the year</i>
(1)	(2) Rs.	(3) Rs.
F. LOANS AND ADVANCES		
6202 Loans for Education, Sports, Art & Culture		
202 Secondary Education	4,93,270	...
600 General	5,79,920	...
Total : 6202	10,73,190	...
6215 Loans for Water Supply and Sanitation		
01 <i>Water Supply</i>		
101 Urban Water Supply Programmes	6,53,83,756	53,61,000
Total : 6215	6,53,83,756	53,61,000
6216 Loans for Housing		
80 <i>General</i>		
800 Other Loans	19,79,45,524	...
Total : 6216	19,79,45,524	...
6217 Loans for Urban Development		
01 <i>State Capital Development</i>		
191 Loans to Local Bodies, Corporations etc.,	37,08,684	...
800 Other Loans	51,50,000	...
Total: 01. <i>State Capital Development</i>	88,58,684	...
03 <i>Integrated Development of Small and Medium Towns</i>		
800 Other Loans	10,000	...
Total : 6217	88,68,684	...

NO. 17
ADVANCES MADE BY GOVERNMENT

<i>Repaid during the year</i>	<i>Balance on 31st March 2003</i>	<i>Interest received and credited to revenue</i>
(4) Rs.	(5) Rs.	(6) Rs.
...	4,93,270	...
....	5,79,920	...
<hr/>	<hr/>	<hr/>
...	10,73,190	...
...	7,07,44,756	...
<hr/>	<hr/>	<hr/>
...	7,07,44,756	...
60,450	19,78,85,074	...
<hr/>	<hr/>	<hr/>
60,450	19,78,85,074	...
...	37,08,684	...
...	51,50,000	...
<hr/>	<hr/>	<hr/>
...	88,58,684	...
...	10,000	...
<hr/>	<hr/>	<hr/>
...	88,68,684	...
<hr/>	<hr/>	<hr/>

**STATEMENT
DETAILED STATEMENT OF LOANS AND**

<i>Heads of Account</i>	<i>Balance on 1st April 2002</i>	<i>Advanced during the year</i>
(1)	(2) Rs.	(3) Rs.
F. LOANS AND ADVANCES -Contd.		
6225 Loans for Welfare of Scheduled Caste, Scheduled Tribes and Other Backward Classes		
<i>03 Welfare of Backward Classes</i>		
800 Other Loans	2,39,573	...
Total : 6225	2,39,573	...
6235 Loans for Social Security and Welfare		
<i>01 Rehabilitation</i>		
140 Rehabilitation of Repatriates from other countries	6,33,974	...
200 Other Relief Measures	9,45,900	...
Total : 01 Rehabilitation	15,79,874	...
<i>02 Social Welfare</i>		
103 Women's Welfare	3,33,038	...
<i>60 Other Social Security and Welfare Programs</i>		
800 Other Loans	15,55,434	...
Total : 6235	34,68,346	...
6401 Loans for Crop Husbandry		
110 Scheme for Small & Marginal Farmers and Agricultural Labourers	1,07,018	...
119 Horticulture and Vegetable Crops	9,51,332	...
195 Loans to Farming Co-operatives	5,31,197	...
800 Other Loans	1,09,89,497	...
Total: 6401	1,25,79,044	...
6403 Loans for Animal Husbandry		
103 Poultry Development	50,000	...
Total : 6403	50,000	...

NO. 17 -Contd.

ADVANCES MADE BY GOVERNMENT

<i>Repaid during the year</i>	<i>Balance on 31st March 2003</i>	<i>Interest received and credited to revenue</i>
(4) Rs.	(5) Rs.	(6) Rs.
...	2,39,573	...
...	2,39,573	...
...	6,33,974	...
...	9,45,900	...
...	15,79,874	...
...	3,33,038	...
...	15,55,434	...
...	34,68,346	...
...	1,07,018	...
...	9,51,332	...
...	5,31,197	...
...	1,09,89,497	...
...	1,25,79,044	...
...	50,000	...
...	50,000	...

**STATEMENT
DETAILED STATEMENT OF LOANS AND**

<i>Heads of Account</i>	<i>Balance on 1st April 2002</i>	<i>Advanced during the year</i>
(1)	(2) Rs.	(3) Rs.
F. LOANS AND ADVANCES -Contd.		
6405 Loans for Fisheries		
800 Other Loans	20,86,074	...
Total : 6405	20,86,074	...
6425 Loans for Co-operation		
106 Loans to Multipurpose Rural Co-operatives	3,10,83,379	...
107 Loans to Credit Co-operatives	7,25,37,005	...
108 Loans to Other Co-operatives	1,74,47,816	...
190 Loans to Public Sector & other undertakings	2,62,67,583	...
Total : 6425	14,73,35,783	...
6515 Loans for other Rural Development Programmes		
102 Community Development	77,507	...
Total : 6515	77,507	...
6851 Loans for Village and Small Industries		
102 Small Scale Industries	1,26,01,551	...
103 Handloom Industries	3,29,87,228	81,48,000
104 Handicrafts Industries	19,10,652	...
107 Sericulture Industries	9,725	...
200 Other Village Industries	1,30,96,303	...
Total: 6851	6,06,05,459	81,48,000
7610 Loans to Government Servants, etc.		
201 House Building Advances	3,55,75,658	10,09,375
202 Advances for purchase of Motor conveyance	1,20,60,703	5,42,000

NO. 17 –Contd.

ADVANCES MADE BY GOVERNMENT

<i>Repaid during the year</i>	<i>Balance on 31st March 2003</i>	<i>Interest received and credited to revenue</i>
(4) Rs.	(5) Rs.	(6) Rs.
83,538	20,02,536	...
<u>83,538</u>	<u>20,02,536</u>	<u>...</u>
...	3,10,83,379	...
...	7,25,37,005	...
3,57,988	1,70,89,828	...
...	2,62,67,583	...
<u>3,57,988</u>	<u>14,69,77,795</u>	<u>...</u>
...	77,507	...
<u>...</u>	<u>77,507</u>	<u>...</u>
...	1,26,01,551	...
32,059	4,11,03,169	...
...	19,10,652	...
...	9,725	...
...	1,30,96,303	...
<u>32,059</u>	<u>6,87,21,400</u>	<u>...</u>
29,53,535	3,36,31,498	19,68,775
10,17,994	1,15,84,709	6,56,461

**STATEMENT
DETAILED STATEMENT OF LOANS AND**

<i>Heads of Account</i>	<i>Balance on 1st April 2002</i>	<i>Advanced during the year</i>
(1)	(2) Rs.	(3) Rs.
F. LOANS AND ADVANCES -Concl'd.		
7610 Loans to Government Servants, etc. - Concl'd.		
203 Advances for purchases of other Conveyance	1,88,982	...
800 Other Advances	12,18,403	4,65,000
Total : 7610	<u>4,90,43,746</u>	<u>20,16,375</u>
7615 Miscellaneous Loans		
200 Miscellaneous Loans	8,46,461	...
Total : 7615	<u>8,46,461</u>	<u>...</u>
TOTAL : F. LOANS AND ADVANCES	<u>54,96,03,147</u>	<u>1,55,25,375</u>

NO. 17 -Concl'd.

ADVANCES MADE BY GOVERNMENT

<i>Repaid during the year</i>	<i>Balance on 31st March 2003</i>	<i>Interest received and credited to revenue</i>
(4) Rs.	(5) Rs.	(6) Rs.
...	1,88,982	...
1,74,038	15,09,365	...
<u>41,45,567</u>	<u>4,69,14,554</u>	<u>26,25,236</u>
...	8,46,461	...
<u>...</u>	<u>8,46,461</u>	<u>...</u>
<u>46,79,602</u>	<u>56,04,48,920</u>	<u>26,25,236</u>

The details of loans and advances during the year for plan purposes are given below:

Major and Minor Heads of Account	<i>Amount of Loan</i>	
	Plan	Centrally Sponsored Plan Schemes (including NEC, Central Plan and Sub-Plan Schemes)
(1)	(2) Rs.	(3) Rs.
6851 Loans for Village & Small Industries		
103 Handloom Industries	...	81,48,000
Total :	<u>...</u>	<u>81,48,000</u>

**STATEMENT
STATEMENT SHOWING DETAILS**

Name of the Reserve Fund or Deposit Account (1)	Balance on	
	Cash (2) Rs.	Investment (3) Rs.
J. RESERVE FUNDS		
<i>(b) Reserve Funds not bearing interest</i>		
8226 Depreciation/ Renewal Reserve Fund		
101 Depreciation Reserve Funds of Government Commercial Department/ Undertakings	23,98,000	...
Total : 8226	<u>23,98,000</u>	<u>...</u>
TOTAL : J. RESERVE FUNDS	<u>23,98,000</u>	<u>...</u>
K. DEPOSITS AND ADVANCES		
<i>(b) Deposits not bearing Interest</i>		
8449 Other Deposits		
120 Miscellaneous Deposits	78,47,75,204	...
Total : DEPOSITS AND ADVANCES	<u>78,47,75,204</u>	<u>...</u>
GRAND TOTAL :	<u>78,47,75,204</u>	<u>...</u>

**NO. 18
OF EARMARKED BALANCES**

<u>1st April, 2002</u>	<u>Balance as on 31st March, 2003</u>		
Total (4) Rs.	Cash (5) Rs.	Investment (6) Rs.	Total (7) Rs.
23,98,000	23,98,000	...	23,98,000
<u>23,98,000</u>	<u>23,98,000</u>	<u>...</u>	<u>23,98,000</u>
<u>23,98,000</u>	<u>23,98,000</u>	<u>...</u>	<u>23,98,000</u>
78,47,75,204	57,69,97,700	...	57,69,97,700
<u>78,47,75,204</u>	<u>57,69,97,700</u>	<u>...</u>	<u>57,69,97,700</u>
<u>78,71,73,204</u>	<u>57,93,95,700</u>	<u>...</u>	<u>57,93,95,700</u>

APPEN-
(Reference : Explanatory Note below

**STATEMENT SHOWING INVESTMENT OF GOVERNMENT AS AT THE END
RECEIVED THEREFROM**

Type of Concerns	2000-2001			Number of Concerns
	Number of Concern	Investment at the end of the year	Dividend/ Interest received during the year	
(1)	(2)	(3)	(4)	(5)
<i>(In lakh of Rupees)</i>				
1. Statutory Corporations	2	27,42.23	...	2
2. Government Companies	10	45,54.79	...	15
3. Co-operative Banks, Societies, etc.	3312	18,42.85	...	3312
Total :	3324	91,39.87	...	3329

DIX-I*Statement No. 2 at Page 26)***OF 1999-2000, 2000-2001 AND 2001-2002 AND THE DIVIDEND/ INTEREST DURING IN THOSE YEARS**

2001-2002		Number of Concerns	2002-2003	
Investment at the end of the year (6)	Dividend/ Interest received during the year (7)		Investment at the end of the year (9)	Dividend/ Interest received during the year (10)
<i>(In lakhs of Rupees)</i>			<i>(In lakhs of Rupees)</i>	
28,92.23	...	2	28,92.23	...
59,15.96	...	15	66,40.73	...
19,48.86	...	3312	19,72.86	...
1,07,57.05	...	3329	1,15,05.82	...

**APPEN-
STATEMENT OF COMMITMENTS - LIST OF**

Rs. 25 lakhs and above			
<i>Sl.No.</i>	<i>Name of Project</i>	<i>Cost of Work & Sanction Order No. (Rs. In lakhs)</i>	<i>Date of Commenceme nt</i>
(1)	(2)	(3)	(4)
BUILDING DIVISION NO. IV			
1.	Construction of 2 (two) O.T. Unit on the 2 nd floor at J.N. Hospital, Porompat	Rs.28.00 26/48/96-W 20-03-97	Not yet
2.	Construction of 30 bedded C.H.C. building at Haoreibi Makha Leikai	Rs.63.76 26/116/95-W 30-03-96	03-02-97
THOUBAL DIVISION			
OTHER DISTRICT ROADS (ROADS)			
3.	Impt.of Ithai Barrage to Sugnu via Chairen Wangoo Tangjeng 10 Kms. (Sh:- E/W in banking, shingling & WBM)	Rs.29.97 W/BMS/310-86/TBL/23-16 01-03-97	18-03-97
INTER VILLAGE ROADS (BRIDGES)			
4.	Construction of RCC bridge over Ningthibikhong stream at Nungei Khunou (SH: Construction of 10m. span RCC bridge, widening of Nungei Khunou to Kadirpalli Road).	Rs. 29.25 W/BMS/310- 128/TBL/23-23 10-03-97	18-03-97
STATE PROGRAMME			
STATE HIGHWAYS (BRIDGES)			
5.	Re-construction of Bridge on Yairipok Ningel road between 4 - 6 km.	Rs.32.97 17/79/90-W 10-08-93	16-02-95
BISHNUPUR DIVISION			
STATE HIGHWAYS (ROADS)			
6.	Impt. Of T/Road from 11-42 (SH: Widening & strengthening 11-13 km. & 17-20 km.)	Rs.46.43 41/118/92-W 31-03-92	21-01-94
7.	Widening and strengthening from 41.75 to 50Km. on Imphal CCPur, Singhat, Behiang Road.	Rs.95.82 42/29/95-W 29-12-95	20-02-96

DIX-II
INCOMPLETE CAPITAL WORKS COSTING

As on 31-03-2003

<i>Target Date of Completion</i>	<i>Revised Cost (if any) (Rs. in Lakhs)</i>	<i>Expenditure up to 31-03-98 (Rs. In lakhs)</i>	<i>Remarks</i>
(5) Rs.	(6) Rs.	(7) Rs.	(8)
-	-	5.94*	Expenditure is for booking of materials
02-02-99	-	28.43*	Work in progress
17-03-99	-	10.44*	Work in progress
17-03-98	-	19.46*	Work in progress
15-08-97	-	32.15*	Work almost completed
20-01-95	-	29.32*	WBM, BT from 11 to 13Km. completed WBM 17-20 suspended
17-11-97	-	56.91*	Work in progress

* Information for 2000-2001 to 2002-2003 not received (September 2003)

**APPEN-
STATEMENT OF COMMITMENTS - LIST OF**

Rs. 25 lakhs and above

<i>Sl.No.</i>	<i>Name of Project</i>	<i>Cost of Work & Sanction Order No. (Rs. In lakhs)</i>	<i>Date of Commenceme nt</i>
(1)	(2)	(3)	(4)
	<i>MAJOR DISTRICT ROADS (ROADS)</i>		
8.	Impt. Of Bishnupur to M.I. Road from 59.11Km. (SH: E/W information banking and widening to MDR std. i/c. constn. of 6m. span RCC slap culvert at 4.30, 4.60, 4.90km. - 3 Nos.)	Rs.59.57 42/29/90-W 18-03-92	16-04-92
	<i>MAJOR DISTRICT ROADS (BRIDGES)</i>		
9.	Impt. Of Kumbi bridge (SH: Re-habilitation of Kumbi bridge at 63.50 km. on Moirang Kumbi road)	Rs.32.49 7/12/95-W 29-12-95	13-01-96
	<i>OTHER DISTRICT ROADS (ROADS)</i>		
10.	Impt. Of Sagang Sugnu road (SH: Constn. Of culverts, gravity wall)	Rs.34.96 42/63/91-W 29-03-93	13-04-92
	<i>UKHRUL DIVISION</i>		
	<i>STATE HIGHWAYS ROADS</i>		
11.	Impt. Of I.U. road 44.95 to 46.82 & 48-61.5 km., New Heaven to Lamlang Gate (a) Impt. Of I.U. road 14.795 - 46.812 km. (b) RCC ring culvert 14 Nos. (c) R/Wall at 51.10; 51.70, 52.40 & 53.60km.	Rs.36.25 42/158/92-W 31-03-93	19-10-93
12.	Chandrakhong Kasom Khullen 0-23 km. (SH: Geometric Impt. From 0-5km. & 15-20 km. and metalling & P/C from 0-15 km.) (a) For the portion 0-15 km. (b) For the portion 15- 23 km.	Rs. 138.68 42/75/92-W 31-03-93	24-07-93
	<i>MAJOR DISTRICT ROADS</i>		
13.	Constn. Of M/T road 0-66km. (SH: Metalling & P.C. from 34 to 51km.) (a) For the portion 34.51 km. (b) (b) For the portion 44.51 km.	Rs.55.47 42/60/90-W 26-02-81	07-06-92

DIX-II
INCOMPLETE CAPITAL WORKS COSTING

As on 31-03-2003

<i>Target Date of Completion</i>	<i>Revised Cost (if any) (Rs. In Lakhs)</i>	<i>Expenditure up to 31-03-98 (Rs. In lakhs)</i>	<i>Remarks</i>
(5) Rs.	(6) Rs.	(7) Rs.	(8)
15-10-93	-	62.48*	E/W in completion stage
12-03-96	-	1.88*	Completed for extension of 30 ft. Rehabilitation work to be taken up.
09-06-93	-	34.54*	1) Shingling completed (2) 0-3.60km. of WBM & 0-3km. of BT completed.
31-11-95	-	29.38*	Expenditure as on 10/97
26-03-95	-	102.91*	E/W completed
24-05-91	-	64.37*	

* Information for 2000-2001 to 2002-2003 not received (September 2003)

**APPEN-
STATEMENT OF COMMITMENTS - LIST OF**

Rs. 25 lakhs and above			
<i>Sl.No.</i>	<i>Name of Project</i>	<i>Cost of Work & Sanction Order No. (Rs. In lakhs)</i>	<i>Date of Commenceme nt</i>
<i>(1)</i>	<i>(2)</i>	<i>(3)</i>	<i>(4)</i>
14.	Constn. Of M.T. road 0-15km. (SH: Metalling P.C. side drain i/c. RCC ring culvert & filling of pot holes with stone gravel)	Rs.43.70 42/24/91-W 28-01-92	14-04-92
15.	Impt. Of Chassad to Huimi road Kongkan Thana via Nambaila 0-34 km.	Rs.103.98 42/19/92-W 31-03-93	27-05-93
<i>UKHRUL DIVISION MAJOR DISTRICT ROADS</i>			
16.	Impt. Of Awangkasom Chingai road 0-14km. (SH: E/W in formation cutting and providing one layer of Metalling and p.c. from 7-14km.)	Rs.31.12 42/72/59-W 22-07-93	28-06-94
<i>INTER VILLAGE ROADS</i>			
17.	Leiting Hangkaw to Kamjong road 0-43 km. (SH: E/W in widening and C.P.)	Rs.29.96 W/BMS/310-23/UKL/43-23 11-03-97	24-03-97
18.	Leiting Hangkaw to Kamjong road 0-43 km. (SH: 20-43)	Rs. 29.99 W/BMS/310-23/UKL/43-21 11-03-97	10-04-97
19.	Leiting Hangkaw to Kamjong road 0-43 km. (SH: C/Work 0-20 km)	Rs.29.95 W/BMS/310-255/UKL/43-28 11-03-97	24-03-97
20.	Phungyar Ngapurum E/W in formation 0-25 km.	Rs. 29.96 W/BMS/310-197/UKL/43-11 01-03-97	20-07-97
21.	Nongpok Liekmei to BRTF 0-10.91 km. (SH: E/W in C/D.)	Rs.29.80 W/BMS/310-206/UKL/43-15 13-03-97	-----
22.	Chassad Kamjong to Maokot (SH: E/W in H/Cutting 20-51 km.)	Rs.29.99 W/BMS/310-206/UKL/43-12 25-02-97	06-06-97

DIX-II -Contd.**INCOMPLETE CAPITAL WORKS COSTING**

As on 31-03-2003

<i>Target Date of Completion</i>	<i>Revised Cost (if any) (Rs. In Lakhs)</i>	<i>Expenditure up to 31-03-98 (Rs. In lakhs)</i>	<i>Remarks</i>
(5) Rs.	(6) Rs.	(7) Rs.	(8)
14-04-93	-	46.59*	1. P.c. 7.50 completed 2. Side drain completed 3. Filling of pot holes completed
27-05-94	-	65.69*	Work in progress
28-06-96	-	13.14*	Work in progress. Expenditure as on 10/97
March 98	-	13.65*	Work in progress
March 98	-	20.49*	Work in progress
March 98	-	-	Work in progress
March 98	-	14.08*	Work in progress
March 98	-	5.52*	Work in progress
March 98	-	18.52*	Work in progress

* Information for 2000-2001 to 2002-2003 not received (September 2003)

**APPEN-
STATEMENT OF COMMITMENTS - LIST OF**

Rs. 25 lakhs and above			
<i>Sl.No.</i>	<i>Name of Project</i>	<i>Cost of Work & Sanction Order No. (Rs. In lakhs)</i>	<i>Date of Commenceme nt</i>
<i>(1)</i>	<i>(2)</i>	<i>(3)</i>	<i>(4)</i>
23.	Kamjong Phungyar road 0-33 km. (SH: E/W in formation cutting in 3.80-33.80 km.)	Rs.49.85 W/BMS/310-255/UKL/43-32 02-02-97	24-03-97
24.	T.M. Kasom to Tangkhul Hundung i/c. works (SH: Singling 0-10 km. culvert CD 6 nos. and slab culverts).	Rs.29.80 W/BMS/310-257/UKL/43-23 11-03-97	15-05-97
25.	Huining Phungyar Maram E/W in formation and C/D works.	Rs.29.94 W/BMS/310-224/UKL/43-19 12-03-97	March 97
26.	Siroi to Mapum village (SH: E/W in formation and C/T from 4 to 15 km.)	Rs.29.95 W/BMS/310-132/UKL/143-5 07-03-97	March 97
27.	Siroi Lamkhai to Khangkhui via Nungshang 0-25 km. (SH: E/W in formation cutting and C/D 0-12.5 km.)	Rs.29.94 W/BMS/310-155/UKL/43-72 25-02-97	March 97
28.	- do - (SH: E/W in formation and C/D from 12.5 to 25 km.)	Rs. 29.94 W/BMS/310-133/UKL/43-5 07-03-97	March 97
29.	C/D bridge over Thoubal River on Siroi Lamkhai to Nungshang 4 Nos. 6 m. span.	Rs.27.20 W/BMS/310-310/UKL/43-43 15-03-97	March 97
<i>UKHRUL DIVISION</i>			
<i>OTHER DISTRICT ROADS(BMS)</i>			
30.	Nungyar Khamasom Poi Chingai road 0-75 km. (SH: E/W in formation cutting 10-28 km.)	Rs.29.93 W/BMS/310-203/UKL/43-13 01-03-97	20-04-97
31.	C/D Nunghar Khamasom shingling and CP works	Rs.29.94 W/BMS/310-221/UKL/42-13 12-03-97	10-05-97
32.	Gamnuam to Chamu road 0-60km. (SH: in widening to ODR Std. 6.30 - 26km.)	Rs.29.66 W/BMS/310-34/UKL/43-3 12-03-97	10-05-97
33.	- do - - do - 26 - 44 km.	Rs.36.00 W/BMS/310-4/UKL/43 26-02-97	20-07-97

DIX-II -Contd.**INCOMPLETE CAPITAL WORKS COSTING**

As on 31-03-2003

<i>Target Date of Completion</i>	<i>Revised Cost (if any) (Rs. In Lakhs)</i>	<i>Expenditure up to 31-03-98 (Rs. In lakhs)</i>	<i>Remarks</i>
(5) Rs.	(6) Rs.	(7) Rs.	(8)
March 98	-	14.82*	Work in progress
15-05-98	-	3.05*	Shingling 4 km. & 3 culverts Nos. bad.
March 98	-	4.19*	Shingling is in progress
March 98	-	4.01*	Work in progress.
March 98	-	6.34*	Work in progress
March 98	-	3.43*	Work in progress
March 98	-	-	Work in progress
31-03-98	-	12.80*	Work in progress Expenditure as on 10/97
31-03-98	-	4.60*	Work in progress
20-07-97	-	14.02*	Work in progress
30-03-95	-	-	Work in progress

* Information for 2000-2001 to 2002-2003 not received (September 2003)

**APPEN-
STATEMENT OF COMMITMENTS - LIST OF**

Rs. 25 lakhs and above

<i>Sl.No.</i>	<i>Name of Project</i>	<i>Cost of Work & Sanction Order No. (Rs. In lakhs)</i>	<i>Date of Commencemen t</i>
(1)	(2)	(3)	(4)
34.	- do - - do - 44 - 60 km.	Rs.44.24 W/BMS/310-101/UKL/43-4 29-02-97	10-07-97
<i>BUILDING DIVISION - I</i>			
35.	Construction of compound wall and land Development for the new complex of High Court and Manipur State Legislative Assembly (SH: Land Development)	Rs.77.76	14-12-96
36.	Constn. Of storayed Agriculture Directorate Building at Sanjenthong	Rs.43.30 25/53/90-W 07-03-91	07-02-92
<i>ELECTRICAL DIVISION-III</i>			
37.	Providing IEI in the VIP Gallery for Main Stadium at Khuman Lampak	Rs.55.92 26/111/95-W 22-07-96	18-03-97
38.	Providing IEI in the Public Gallery for Main Stadium at Khuman Lampak	Rs. 32.34 26/110/95-W 19-07-96	18-03-97
<i>BUILDING DIVISION - III</i>			
	i) Main Stadium	Rs.935.44	13-06-89
	a) Constn. Of VIP Gallery	21/111/91-W 31-03-92	
	b) Construction of General Gallery on Northern side	- do -	16-09-92
	c) Construction of General Gallery on Eastern side	- do -	16-09-92
	d) Construction of General Gallery on Southern side	- do -	05-07-97
	(ii) Main Partition Walls		
	a) Construction of Main partition wall to General Gallery on Northern side	Rs.127.99 26/91/95-W 30-03-96	24-07-96

DIX-II – Contd.**INCOMPLETE CAPITAL WORKS COSTING**

As on 31-03-2003

<i>Target Date of Completion</i>	<i>Revised Cost (if any) (Rs. In Lakhs)</i>	<i>Expenditure up to 31-03-98 (Rs. In lakhs)</i>	<i>Remarks</i>
(5)	(6) Rs.	(7) Rs.	(8)
31-03-95	-	-	Work in progress
14-06-97	-	2.30*	Not yet started the work due to dispute of land between Manipur Govt. & 30 th A.R.
06-02-97	-	44.31*	90% Completed
13-09-97	-	-	
28-02-98	NG/B(1)/97-98-W 01-10-97 1,999.00	684.39*	Work in progress
28-02-98	- do -	183.93*	Work in progress
28-02-98	- do -	151.55*	Work in progress
28-02-98	- do -	236.99*	Work in progress
28-02-98	- do -	42.96*	Work in progress

* Information for 2000-2001 to 2002-2003 not received (September 2003)

**APPEN-
STATEMENT OF COMMITMENTS - LIST OF**

<i>Sl.No.</i>	<i>Name of Project</i>	<i>Rs. 25 lakhs and above</i>	
		<i>Cost of Work & Sanction Order No. (Rs. In lakhs)</i>	<i>Date of Commencement</i>
<i>(1)</i>	<i>(2)</i>	<i>(3)</i>	<i>(4)</i>
	b) Construction of Main partition wall to General Gallery on Eastern side	- do -	24-07-96
	c) Construction of Main partition wall to General Gallery on Southern side	- do -	03-06-97
	(iii) Constn. for 8 lane synthetic Track	Rs.273.30 26/89/95-W 21-03-96	10-07-97
	(iv) Constn. Of segregation fencing to the Main play field.	Rs.41.02 26/71/95-W 12-08-96	11-05-97
39.	Synthetic Hockey Field	Rs.355.00	01-08-97
	a) Constn. of Gallery for Astro-turf Hockey Field Gallery on Eastern & Southern side.	26/71/95-W 26-12-95	
	b) Constn. Of Gallery for Astro-turf Hockey Field Gallery on Eastern & Northern side of Astro-turf Hockey Field.	- do -	27-07-96
	ii) Constn. Of Hockey Field (SH: Sub-base constn. Of providing & installation of synthetic Astro-turf).	Rs. 241.63 26/12/95-W 10-10-95	06-12-95
	iii) Constn. Of segregation fencing to Hockey field.	RS.25.45 26/18/96-W 12-08-96	11-05-97
	iv) Constn. Of Practice Hockey Field	Rs.71.46 26/88/95-W 14-03-96	02-08-97
40.	Construction of Cycle Velodrome	Rs. 282.00 8/12/94-YAS/8 20-03-95	24-09-97
41.	Construction of Indoor Stadium	Rs.1044.00 26/119/95-W 30-08-96	14-09-96

DIX-II -Contd.**INCOMPLETE CAPITAL WORKS COSTING**

As on 31-03-2003

<i>Target Date of Completion</i>	<i>Revised Cost (if any) (Rs. In Lakhs)</i>	<i>Expenditure up to 31-03-98 (Rs. In lakhs)</i>	<i>Remarks</i>
(5)	(6) Rs.	(7) Rs.	(8)
28-02-98	- do -	33.06*	Work in progress
28-02-98	- do -	46.06*	Work in progress
28-02-98	- do -	0.27*	Work in progress
28-02-98	- do -	-	Work in progress
28-02-98	NG/3(2)/97-98-W 01-10-97 777.00	124.77	Work in progress
28-02-98	- do -	175.94	Work in progress
28-02-98	- do -	84.74	Work in progress
28-02-98	- do -	0.52	Work in progress
Completed	- do -	81.89*	Work in progress
31-03-98	NG/B(3)/97-98-W 01-10-97 675.00	210.37*	Work in progress
31-03-98	NG/B(4)/97-98-W 01-10-97 1,195.00	415.83*	Work in progress

* Information for 2000-2001 to 2002-2003 not received (September 2003)

**APPEN-
STATEMENT OF COMMITMENTS - LIST OF**
Rs. 25 lakhs and above

<i>Sl.No.</i>	<i>Name of Project</i>	<i>Cost of Work & Sanction Order No. (Rs. In lakhs)</i>	<i>Date of Commencement</i>
(1)	(2)	(3)	(4)
42.	Construction Of Swimming Pool and Diving Pool	Rs.635.00 26/05/96-W 09-08-96	14-09-96
43.	i)Constn. of Qtrs.,for Coaches & Managers	Rs.66.70 26/13/95-W 27-09-95	15-12-95
	a) Type-IV Qtrs. 4 Units (Double Storey)	- do -	18-12-95
	b) Type -III Qtrs. 4 units (Double Storey)	- do -	18-12-95
	ii) Constn. Of 100 bedded Hostel	Rs.144.14 26/24/96-W 07-11-96	07-03-97
	iii) Constn. Of 4 Nos. of Barrack (30 capacity) 4 Nos. of barrack (15 capacity 8 nos. of watch towers & 8 nos. of kitchens	Rs.144.00 26/7/96-W 12-08-96	08-06-97
44.	i) Constn. Of Internal approach road	Rs.287.85 26/19/95-W 26-12-95	12-06-96
	ii) Constn. Of Type-III & IV Qtr.	- do -	15-04-96
45.	Constn. Of Drainage system for sports complex. (a) <i>Outer drain</i>	Rs.327.25 26/30/95-W 30-03-96	26-09-96
	i) Phase-I	30-03-96	
	ii) Phase-II	- do -	26-09-96
	iii) Phase-III	- do -	26-09-97
	iv) Phase - IV	- do -	26-09-97
	b) <i>Inner drain</i> (I) Phase-I	- do -	28-02-97
	ii) Phase-II	- do -	28-02-97
	iii) Phase- III	- do -	28-02-97
46.	i) Constn. of compound fencing on Northern, Eastern, Southern side of Sports complex.	Rs.106.60 26/25/96-W 07-11-96	20-04-97

DIX-II -Contd.**INCOMPLETE CAPITAL WORKS COSTING**

As on 31-03-2003

<i>Target Date of Completion</i>	<i>Revised Cost (if any) (Rs. In Lakhs)</i>	<i>Expenditure up to 31-03-98 (Rs. In lakhs)</i>	<i>Remarks</i>
(5)	(6) Rs.	(7) Rs.	(8)
15-03-98	NG/B(5)/97-98-W 01-10-97 716.00	227.61*	Work in progress
Completed	NG/B(6)/97-98-W 01-10-97 383.92	69.41*	Work in progress
Completed	- do -	69.41*	Work in progress
31-03-98	- do -	78.39*	Work in progress
31-03-98	- do -	8.56*	Work in progress
31-03-98	...	177.29*	Work in progress
31-03-98	...	5.49*	Work in progress
28-02-98	NG/B(8)/97-98-W 01-10-97 370.00	18.11	Work in progress
28-02-98	- do -	22.47*	Work in progress
28-02-98	- do -	31.42*	Work in progress
28-02-98	- do -	15.80*	Work in progress
26-02-98	- do -	6.79*	Work in progress
26-02-98	- do -	7.31*	Work in progress
26-02-98	- do -	6.06*	Work in progress
31-03-98	NG/B(9)/97-98-W 01-10-97 424.00	-	Work in progress

* Information for 2000-2001 to 2002-2003 not received (September 2003)

**APPEN-
STATEMENT OF COMMITMENTS - LIST OF**

Rs. 25 lakhs and above

<i>Sl.No.</i>	<i>Name of Project</i>	<i>Cost of Work & Sanction Order No. (Rs. In lakhs)</i>	<i>Date of Commencement</i>
<i>(1)</i>	<i>(2)</i>	<i>(3)</i>	<i>(4)</i>
47.	ii) Constn. of Parking & Land Development (a) Parking near type Qtrs.	Rs. 115.00 26/19/96-W 12-08-96	21-09-96
	b) Parking near Tinseed Road	- do -	21-09-96
	c) Parking near VIP Gallery	- do -	21-09-96
48.	Architectural Consultancy	Rs.136.86	12-07-96
	i) Constn. of 400m Running Track i/c. Provision of Cricket field.	26/1/96-W 30-05-96	
<i>CHANDEL DIVISION</i>			
<i>MAJOR DISTRICT ROADS</i>			
49.	Impt. Of Khunutabi to Machi Shangshak road	Rs.35.00 42/63/92-W 31-03-93	24-05-95
<i>C.C.PUR TIPAIMUKH DIVISION-II</i>			
<i>STATE HIGHWAYS</i>			
50.	Impt. Of Chura-Tipaimukh road 0-261kms. (SH: Rehabilitation)	Rs.134.75 42/51/91-W 18-04-92	December 92
51.	Impt. Of Chura-Tipaimukh road 0-261kms. (SH: Impt. Of left-out stretches)	Rs.146.08 42/68/92-W 31-03-93	October 93
52.	Impt. Of Chura-Tipaimukh road 0-261kms. (SH: Strengthening of pavement in left out stretches)	Rs.120.00 42/46/95-W 20-12-95	March 96
53.	Impt. Of Chura-Tipaimukh road 0-261 kms. (SH: Constn. Of R/Wall and Impt. Of bad stretch in between 140-261kms)	Rs.40.89 42/58/96-W 19-03-97	-----
<i>TAMENGLONG DIVISION</i>			
<i>STATE HIGHWAYS (ROADS)</i>			
54.	Impt. Of I.T. Road (SH: Strengthening and P.C. 112-119 kms.)	Rs.32.97 42/54/87-W 14-03-89	23-05-89

DIX-II -Contd.**INCOMPLETE CAPITAL WORKS COSTING**

As on 31-03-2003

<i>Target Date of Completion</i>	<i>Revised Cost (if any) (Rs. In Lakhs)</i>	<i>Expenditure up to 31-03-98 (Rs. In lakhs)</i>	<i>Remarks</i>
(5)	(6) Rs.	(7) Rs.	(8)
31-03-98	- do -	51.44*	Work in progress
31-03-98	- do -	4.35*	Work in progress
31-03-98	- do -	3.61*	Work in progress
31-12-97	- do -	143.22*	Work in progress
March 98	...	37.73*	Revised estimate submitted
March 98	...	43.69*	R.E. being submitted. The figure appearing in Col.7 is only for CTD-II.
March 98	-	48.69*	Revised estimate being submitted. The figure appearing in Col.7 is only for CTD-II.
December 98	-	108.79*	Revised estimate being submitted. The figure appearing in Col.7 is only for CTD-II.
September 98	-	-	-
March 99	50.40	34.94*	Revised estimate being submitted.

* Information for 2000-2001 to 2002-2003 not received (September 2003)

**APPEN-
STATEMENT OF COMMITMENTS - LIST OF**

<i>Sl.No.</i>	<i>Name of Project</i>	<i>Cost of Work & Sanction Order No. (Rs. In lakhs)</i>	<i>Date of Commencement</i>
<i>(1)</i>	<i>(2)</i>	<i>(3)</i>	<i>(4)</i>
55.	Impt. Of I.T. Road (SH: Section-III 72 - 76 miles	Rs.62.65 42/2/79-W 24-03-82	04-03-98
56.	Impt. Of I.T. Road (SH: Constn. Of culvert and line drain 70-117 kms.)	Rs.33.84 42/106/92-W 27-07-92	15-03-96
57.	Impt. Of I.T. Road (SH: Strengthening from 51-20 to 64.50 and 67- 70kms.)	Rs. 48.04 42/80/95-W 27-12-95	14-03-96
58.	Impt. Of I.T. Road (SH: Strengthening from 78 - 84 kms. And 67 - 70 kms.)	Rs.34.29 42/59/96-W 19-03-97	26-11-97
59.	Impt. Of Tamenglong Khongsang road (SH: Rehabilitation of damaged stretches in left out portion)	Rs. 39.76 42/73/97 20-03-97	20-01-98
TAMENGLONG DISTRICT			
OTHER DISTRICT ROADS (ROADS)			
60.	Impt. Of Tamenglong Khunzao to Khong- zaron 0 - 10 kms (SH: Providing shingling and culverts)	Rs. 29.98 42/1/4/96-W 23-03-97	02-06-97
INTER VILLAGE ROADS (ROADS)			
TAMEI CONSTITUENCY			
61.	Impt. Of Tamei Kuilong road 0.20 kms. (SH: Constn. Of 900mm dia RCC pipe culverts 75 Nos. and constn. Of Semi pucca bridge 6m. span at 13.184 kms., 8.00 m span at 16.44 km).	Rs.35.83 41/192/94-W 31-03-95	06-03-96
BRIDGES DIVISION			
STATE HIGHWAYS (BRIDGES)			
62.	Re-constn. Of Yairipok Bridges	Rs.86.53 47/14/88-W 17-02-89	17-08-89
63.	Re-constn. Of Iribung Bridge	Rs.71.36 43/15/87-W 27-03-88	17-08-89

DIX-II -Contd.**INCOMPLETE CAPITAL WORKS COSTING**

As on 31-03-2003

<i>Target Date of Completion</i>	<i>Revised Cost (if any) (Rs. In Lakhs)</i>	<i>Expenditure up to 31-03-98 (Rs. In lakhs)</i>	<i>Remarks</i>
(5)	(6) Rs.	(7) Rs.	(8)
--	---	65.05*	Work to be closed
December 97	---	34.71*	Work in progress
December 97	---	40.10*	Work in progress
March 99	---	---	Work being awarded
---	---	0.16*	- do -
March 99	---	0.16*	Work in progress
December 97	23.39	--	Work in progress
December 98	-	24.97*	Tender for balance work under scrutiny
December 99	-	129.40*	- do -

* Information for 2000-2001 to 2002-2003 not received (September 2003)

**APPEN-
STATEMENT OF COMMITMENTS - LIST OF**

<i>Sl.No.</i>	<i>Name of Project</i>	<i>Cost of Work & Sanction Order No. (Rs. In lakhs)</i>	<i>Date of Commencement</i>
<i>(1)</i>	<i>(2)</i>	<i>(3)</i>	<i>(4)</i>
64.	Re-constn. of Hiyangthang bridge over Nambul river on I.M.I. road.	RS.133.15 17/52/90-W 06-03-91	---
	<i>MAJOR DISTRICT ROADS (BRIDGES)</i>		
65.	Rehabilitation of Sekmai bridge	Rs.26.63 17/23/90-W 30-03-91	---
66.	O.D.R. (Bridges) Re-constn. Of Lamlong bridge (SH: Constn. Of Semi-permanent type Bailey Bridge 130 ft. S.S.Type on upstream side of the existing bridge)	Rs.73.57 7/36/95-W 27-03-96	11-07-97
	<i>OTHER DISTRICT ROADS (BRIDGES)</i>		
67.	Re-constn.of Heirangoithong bridge opposite to T.S. Paul College	Rs.63.11 7/117/92-W 17-12-93	24-06-97
68.	Re-constn.of Kadirpalli bridge over Turel Ahanbi river (SH: Constn. Of semi-permanent type Bailey bridge 100 ft. DSR)	Rs.35.23 7/43/95-W 07-08-96	08-10-97
	<i>INTER VILLAGE ROADS (BRIDGE)</i>		
69.	Re-construction of bridge over Heirok river at Chingdompok	Rs. 42.51 7/25/92-W 03-09-93	---
	<i>IMPHAL EAST DIVISION STATE HIGHWAYS (RAODS)</i>		
70.	Impt. Of Imphal Pukhao road 0-7 km. (SH: Heikrumakhong 0-7 km. i/c. line drain for the portion 9-11 km.)	Rs. 34.79 42/109/92-W 31-03-93	16-10-97
71.	Improvement of widening of Shri Shri Govindajee	Rs.28.00 42/35/93-W 26-03-94	05-06-94
72.	Improvement of Checkon road (SH: Widening of 4 lane)	Rs.113.86 42/55/90-W 31-01-91	28-11-91

DIX-II -Contd.**INCOMPLETE CAPITAL WORKS COSTING**

As on 31-03-2003

<i>Target Date of Completion</i>	<i>Revised Cost (if any) (Rs. In Lakhs)</i>	<i>Expenditure up to 31-03-98 (Rs. In lakhs)</i>	<i>Remarks</i>
(5)	(6) Rs.	(7) Rs.	(8)
December 99	-	-	Tender under scrutiny.
September 99	-	0.05*	Tender to be accepted
November 98	-	61.53*	70% advance payment for Bailey bridge made E/S Bore pile work completed.
December 99	---	4.18*	Bore pile work in progress
December 99	---	1.31*	Work to be completed
December 99	---	---	Tender called
19-08-97	-	55.01*	R/E submitted. Works completed.
30-07-97	-	--	Work completed on 30-7-97
30-11-97	-	67.32*	

* Information for 2000-2001 to 2002-2003 not received (September 2003)

**APPEN-
STATEMENT OF COMMITMENTS - LIST OF**
Rs. 25 lakhs and above

<i>Sl.No.</i>	<i>Name of Project</i>	<i>Cost of Work & Sanction Order No. (Rs. In lakhs)</i>	<i>Date of Commencem ent</i>
(1)	(2)	(3)	(4)
MAJOR DISTRICT ROADS (ROADS)			
73.	Impt.of Andro road 6-18 kms.	Rs.48.70 42/59/90-W 18-02-91	26-02-92
BRIDGE DIVISION (BMS)			
74.	Constn. Of bridge on Heibongmakhong Lairensajik over Singda river.	Rs.39.51 W/BMS/310-275/IW/10-11 28-02-97	04-12-97
75.	Constn.of Bailey bridge over Nambul river at Taothong	Rs.29.97 W/BMS/310-271/IW/10-9 22-09-97	22-09-97
HIGHWAYS SOUTH DIVISION STATE HIGHWAYS (RAODS)			
76.	Widening of Imphal Mayang Imphal road to SDL from 4 kms. To 10 kms.	Rs.46.10 42/43/89-W 19-03-97	11-06-97
MAJOR DISTRICT RAODS (ROADS)			
77.	Impt. Of M.I. Bishnupur road 0-8.50 km. (SH: Widening of raising of road forma- tion from 4 to 8.50 kms. (M.I. side) Construction of Yangoi river and constn. Of 6m. span RCC culvert at 6.96 & 7.10 km. (Balance work)	Rs.92.40 42/105/89-W 30-03-90	07-02-94
TASK FORCE DIVISION NO-I STATE HIGHWAYS (BRIDGE)			
78.	Conts:of Bailey bridge over Agaki stream at Tamei-Katang	Rs.32.86 7/20/89-W 22-03-90	16-03-95
79.	Constn. Of suspension bridge over Barak river at Tamei-Katang road.	Rs. 83.43 42/119/88-W 10-10-89	19-04-95

DIX-II -Contd.**INCOMPLETE CAPITAL WORKS COSTING**

As on 31-03-2003

<i>Target Date of Completion</i>	<i>Revised Cost (if any) (Rs. In Lakhs)</i>	<i>Expenditure up to 31-03-98 (Rs. In lakhs)</i>	<i>Remarks</i>
(5)	(6) Rs.	(7) Rs.	(8)
March 98	-	57.49*	R/E submitted
September 98	-	0.052*	Work started
July 98	-	18.68*	One abutment nearing completion
10-06-98	-	-	Work in progress
06-08-94	-	86.27*	Work in progress
15-06-95	-	56.57*	90% completed, liability to be cleared.
18-04-95	-	103.43*	100% completed. Liability to be cleared.

* Information for 2000-2001 to 2002-2003 not received (September 2003)

**APPEN-
STATEMENT OF COMMITMENTS - LIST OF**

Rs. 25 lakhs and above			
Sl.No.	Name of Project	Cost of Work & Sanction Order No. (Rs. In lakhs)	Date of Commencement
(1)	(2)	(3)	(4)
B.M.S. WORKS (O.D.R.)			
80.	Constn. Of Tamei-Kuilong road (SH: E/W for the portion from 10 km. to 30 kms.)	Rs.27.34 W/BMS/310-189/TML/41-39 07-03-97	26-03-97
81.	Constn.of Tamei-Kuilong road (SH: E/W for the portion from 30 km. to 57 kms.)	Rs.39.79 W/BMS/310-45/TML/41-11 07-03-97	09-09-97
82.	Constn. Of Tamei-Kuilong road (SH: shingling in between 0-15km (SH: shingling from 0-70km to 15km. WBM from 0-70km to 3.50kms.)	Rs.48.70 42/59/90-W 18-02-91	26-02-92
INTER VILLAGE ROADS			
83.	Constn.of Khumphung to Lamta (SH: E/W in formation cutting from 0-20 kms.)	Rs.38.18 W/BMS/310-141/TML/41-22 07-03-97	26-11-97
84.	Constn.of Khumphung to Lamta (SH: E/W in formation cutting from 20 to 60 kms.)	Rs.47.23 W/BMS/310-158/UK/41-26 28-02-97	21-04-97
85.	Constn.of Haochong to Nurathel (SH: Formation cutting widening of narrow portion IVR Std./ 0-20 kms.)	Rs.38.18 EW/BMS/310-41/41-27 -----	26-03-97
BUILDING DIVISION NO-II			
86.	Constn.of Western & Eastern block of D.C's Departmental complex at Lamphelpat (SH: Constn.of 1 st floor)	Rs.59.76 26/36/96-W 28-02-97	01-03-97
87.	Constn.of Family Court and Counselling Centre at Lamphelpat (Phase-I)	Rs.43.02 26/45/95-W 27-12-95	09-02-96
88.	Constn.of Manipur House at Salt Lake, Calcutta.	Rs.518.28 26/29/95-W 29-12-95	----

DIX-II -Contd.**INCOMPLETE CAPITAL WORKS COSTING**

As on 31-03-2003

<i>Target Date of Completion</i>	<i>Revised Cost (if any) (Rs. In Lakhs)</i>	<i>Expenditure up to 31-03-98 (Rs. In lakhs)</i>	<i>Remarks</i>
(5)	(6) Rs.	(7) Rs.	(8)
25-04-98	-	--	Work in progress
08-10-98	-	-	Work in progress
20-04-98	-	6.60*	Work in progress
25-04-98	-	3.60*	Work in progress
20-05-98	-	-	Work in progress
25-04-98	-	-	Work in progress
15-08-97	-	41.55*	Work completed
15-08-97	--	41.58*	Work completed.
---	---	7.54*	Work in progress

* Information for 2000-2001 to 2002-2003 not received (September 2003)

**APPEN-
STATEMENT OF COMMITMENTS - LIST OF**

Sl.No	Name of Project	Rs. 25 lakhs and above	
		Cost of Work & Sanction Order No. (Rs. In lakhs)	Date of Commencement
(1)	(2)	(3)	(4)
BUILDING TASK FORCE			
89.	Beautification of Kangla Moat Phase-IV (SH: Providing Rip-Rap bank protection from PWD Main Gate to North A.O.C. Constn. Of RR steps & improvement of retaining wall at Western side.	Rs. 29.27 42/104/95-W 06-02-96	--
i)	- do - (SH: Providing Rip-Rap bank pro- tection from PWD Main Gate to North A.O.C.)	- do -	---
ii)	- do - (SH: Constn. Of RR masonry step with RCC ring)	- do -	---
iii)	- do - (SH: Constn. Of RR masonry step at Western & Eastern side 2 Nos.)	- do -	---
iv)	- do - (SH: Replacement of retaining wall at Western side)		
JIRIBAM DIVISION			
90.	Impt.of J.T. road 0-2 km (SH: Strengthening the pavement in the selected reaches 20-26 kms.)	Rs.25.83 42/37/92-W 31-03-93	---
91.	Constn. Of Bus Terminus at Jiribam	Rs.71.62 42/69/95-W 28-12-95	---
B.M.D.(ODR) BRIDGES			
92.	Constn. Of bridge over Lakhali river on Dibong Jirimukh road.	Rs.41.89 W/BMS/310-163/jiri/15-14 07-03-97	--
93.	Constn.of 2 Nos. Minor bridge over Darriadhar No.I & II	Rs.26.84 W/BMS/310-245/jiri/15-11 12-03-97	---
CHURACHANDPUR DIVISION STATE HIGHWAYS (ROADS)			
94.	Strengthening of Imphal CCPur Singhat road 50-63 kms. (SH: Widening and strengthening 2 lanes of stretches between 50 to 61.802 kms.)	Rs.116.93 42/4/94 02-09-94	11-03-95

DIX-II -Contd.**INCOMPLETE CAPITAL WORKS COSTING**

As on 31-03-2003

<i>Target Date of Completion</i>	<i>Revised Cost (if any) (Rs. In Lakhs)</i>	<i>Expenditure up to 31-03-98 (Rs. In lakhs)</i>	<i>Remarks</i>
(5) Rs.	(6) Rs.	(7) Rs.	(8)
-	-	17.76*	
--	-	16.05*	
--	-	57.73*	
--	-	31.89*	
--	-	19.40*	
--	--	123.54*	Work in progress

* Information for 2000-2001 to 2002-2003 not received (September 2003)

**APPEN-
STATEMENT OF COMMITMENTS - LIST OF**
Rs. 25 lakhs and above

<i>Sl.No</i>	<i>Name of Project</i>	<i>Cost of Work & Sanction Order No. (Rs. In lakhs)</i>	<i>Date of Commencement</i>
(1)	(2)	(3)	(4)
95.	Impt.of Singhat-Behiang road (SH: Constn.of culvert and metalling balance work)	Rs.128.11 42/154/91-W 31-03-92	06-09-96
96.	Impt.of T/Road (SH: Premix carpetting 43-44km, 45-55km, 57-59 kms.,60-34 km. 62-64 km to 72 km i/c side drain 59 - 63 km. <i>MAJOR DISTRICT ROADS</i>	Rs. 39.50 42/91/90-W 25-02-91	18-02-92
97.	Impt.of CCPur-sugnu road (SH: Strengthening & culverts 5-26kms.)	Rs.99.50 42/10/95-W 28-12-95	18-04-96
98.	Impt.of Chura-Sugnu road (SH: Constn. Of 1m. span slab culvert 16 Nos. & raising of low laying areas 1.4km. ring culverts and line drain 4.95 km. <i>OTHER DISTRICT ROADS</i>	Rs.48.02 42/163/130/90-W 23-03-91	20-07-93
99.	Impt.of Khuga ring road 0-11km. (SH: Shingling & P.C. i/c constn. Of ring culvert) <i>4210-C.O. ON MEDICAL (PLAN)</i>	Rs.28.66 42/158/91-W 31-03-92	06-11-93
100.	Constn.of ANM Training School and Hostel (60 capacity at Chura-Chandpur) <i>4851-C.O. ON VILLAGE & SMALL INDSUTRY (PLAN)</i>	Rs.27.36 24/52/96-W 27-03-87	29-04-95
101.	Constn.of Type-II Qtr.8 District 2 Nos. in each district (SH: Constn.of T/II-2 Nos. in Churachandpur) <i>IMPHAL WEST DIVISION STATE HIGHWAYS (PLAN)</i>	Rs.27.36 25/78/91-W 28-08-92	----
102.	Impt.of L/Pat from Watham Leirak to D.C. Office (SH: Raising of formation level)	Rs.28.98 42/37/92-W 26-02-92	04-07-92
103.	Impt.of I.K. road (SH: Strengthening the existing 2 to 8.00 km.)	Rs.45.02 42/82/94-W 26-02-92	15-06-92

DIX-II –Contd.**INCOMPLETE CAPITAL WORKS COSTING**

As on 31-03-2003

<i>Target Date of Completion</i>	<i>Revised Cost (if any) (Rs. In Lakhs)</i>	<i>Expenditure up to 31-03-98 (Rs. In lakhs)</i>	<i>Remarks</i>
(5) Rs.	(6) Rs.	(7) Rs.	(8)
---	---	131.19*	Work in progress
-	-	60.14*	Work closed liability cleared saving to be used. Impt.of existing bridge at 65.103km. 67.80kms.
--	--	68.25*	Work in progress
--	--	62.85*	Work completed. Liability to be cleared R/E yet to be submitted.
--	---	27.45*	Work in progress
--	50.39 26/102/95-W 30-03-96	53.72*	Work completed liability to be cleared.
--	--	0.006*	Work rescinded and balance work being taken up
--	--	37.86*	Work completed. R/E submitted.
--	-	42.15*	Liability to be cleared

* Information for 2000-2001 to 2002-2003 not received (September 2003)

**APPEN-
STATEMENT OF COMMITMENTS - LIST OF**
Rs. 25 lakhs and above

<i>Sl.No</i>	<i>Name of Project</i>	<i>Cost of Work & Sanction Order No. (Rs. In lakhs)</i>	<i>Date of Commencement</i>
(1)	(2)	(3)	(4)
104.	Urban Bye pass via Langol Housing Complex (SH: Surfacing of bad stretches)	Rs.29.75 42/76/92-W 31-03-93	14-07-93
105.	Impt.of T/Road 6.5km. to 8km. & 9.5 to 11km. (SH: Bituminous macadam).	Rs. 31.50 42/56/90-W 31-03-94	02-02-94
106.	Impt.of I.K. road 0-2km. (SH: Strengthening from 0-1km and providing median)	Rs.26.79 42/82/92-W 31-03-88	03-01-94
107.	Impt.of Nagamapal raod (SH: Strengthening)	Rs.36.02 42/10/93-W 28-02-94	03-03-94
108.	Impt.of Thangmeiband road (SH: Constn. Of service road, retaining wall, parapet wall etc. from Khuyathong junction to Lilashing-Khongnangkhang)	Rs.30.97 42/78/95-W 11-06-96	02-01-96
109.	Impt.of D.I. road (SH: P.C. from Chingmeirong junciton to Singh & Co)	Rs.43.46 42/43/95-W 29-12-95	23-07-96
110.	Impt.of T/Road (SH: P/C from Raj Bhavan to Airport i/c widening from Keishampat to Kwakeithel and media)	Rs.41.75 42/85/95-W 28-12-95	28-04-96
111.	Impt.of T/Road (SH: P.C. from 9.5km. to 28km.) (SH: 9.5 - 11.00km).	Rs.58.49 42/74/95-W 29-12-95	07-02-96
112.	Impt.of IMI road 0-4.0km. (SH: Strengthening widening and P.C.)	Rs.36.04 SSW/AA/96-97/4820 19-02-97	--
B.M.S. WORKS			
113.	Constn.of Lamsang Khonghampat road (BMS)	Rs.30.00 W/BMS/310-146/TW/10-6 10-03-97	16-12-97
114.	Constn.of Heibongpokpi Khoiriphaba road (BMS)	Rs.29.95 W/BMS/310-148/TW/10-8 05-03-97	17-03-97

DIX-II -Contd.**INCOMPLETE CAPITAL WORKS COSTING**

As on 31-03-2003

<i>Target Date of Completion</i>	<i>Revised Cost (if any) (Rs. In Lakhs)</i>	<i>Expenditure up to 31-03-98 (Rs. In lakhs)</i>	<i>Remarks</i>
(5) Rs.	(6) Rs.	(7) Rs.	(8)
--	--	42.68*	Work completed & R/E required.
-	-	32.21*	In progress
--	37.06	38.95*	Work completed
--	--	35.31*	Extra widening to be taken up
--	---	29.95*	Liability to be cleared
--	---	30.12*	Renovation of mending in progress material of P/c. issued
--	45.92	6.86*	- do -
--	--	5.09*	Work being started
--	-	5.92*	Work in progress
--	--	5.07*	Work in progress

* Information for 2000-2001 to 2002-2003 not received (September 2003)

**APPEN-
STATEMENT OF COMMITMENTS - LIST OF**
Rs. 25 lakhs and above

<i>Sl.No</i>	<i>Name of Project</i>	<i>Cost of Work & Sanction Order No. (Rs. In lakhs)</i>	<i>Date of Commencement</i>
(1)	(2)	(3)	(4)
BUILDING DIVISION NO-V			
115.	Impt.of Khuman Palli road connecting Minuthong and Tinseed road.	Rs.61.84 42/2/96-W 30-06-96	----
116	Impt.of Social Welfare road connecting Tinseed Road to Khuman Palli crossing 1.43kms.	Rs.77.93 42/1/96-W 29-06-96	---
117.	Impt.of Tinseed road from Chingmeirong Khongnang Karak to Khurai Traffic point 0-1.853km. (a) 0-0.976 km. (b) 0-976-1.853 km.	Rs. 79.26 42/04/96-W 26-07-96	---
118.	Impt.of Thangmeiband road from Khoyathong to Chingmeirong Khongnang Karak 0-1.627 km. (SH: Widening to 4 lane-standard.)	Rs.40.13 43/3/96-W 26-06-96	---
119.	Re-constn.of Amujao bridge on Tinseed road.	Rs.41.95 7/1/96-W 26-07-96	---
120.	Impt.of Kombirei road 0-2.475 km (SH: E/W in formation, strengthening & constn. of carriageway i/c. filter out of layer & cross Drainage work)	Rs.96.83 42/113/96-W 29-03-97	----
121.	Impt.of Watham Leirak 0-1.791 km (SH: Strengthening i/c constn. of retaining wall, line drain and 1.00 meter span RCC culvert	Rs.35.25 42/114/96-W 29-03-97	----
122.	Impt.of Thangmeiband road 0-1.627 km.	Rs.102.52 42/110/96-W 29-03-97	---
123.	Strengthening of Chekon road (SH: RDS crossing to Minuthong	Rs.33.45 42/108/96-W 29-03-97	----

DIX-II - Contd.**INCOMPLETE CAPITAL WORKS COSTING**

As on 31-03-2003

<i>Target Date of Completion</i>	<i>Revised Cost (if any) (Rs. In Lakhs)</i>	<i>Expenditure up to 31-03-98 (Rs. in lakhs)</i>	<i>Remarks</i>
(5) Rs.	(6) Rs.	(7) Rs.	(8)
--	--	45.85*	
-	-	15.44*	
--	---	86.59*	
--	--	41.26*	
--	---	20.00*	
--	---	---	
--	---	---	
--	--	---	
--	-	---	

* Information for 2000-2001 to 2002-2003 not received (September 2003)

**APPEN-
STATEMENT OF COMMITMENTS - LIST OF**
Rs. 25 lakhs and above

<i>Sl.No</i>	<i>Name of Project</i>	<i>Cost of Work & Sanction Order No. (Rs. In lakhs)</i>	<i>Date of Commencement</i>
(1)	(2)	(3)	(4)
124.	Widening of Porompat road No. 1 (0-3.88 km) (SH: Strengthening and widening, constn. of traffic rotary and constn. of two meter span slab culvert)	Rs.59.18 42/112/96-W 29-03-97	--
125.	Widening Tinseed road 4 lane from Chingmeirong junction to Lamlong (SH: Constn.of Median, strengthening with WBM and premix carpet surface) <i>MAJOR ROAD: 5055-C.O. ON ROAD TRANSPORTS</i>	Rs.95.65 42/111/96-W 29-03-97	----
126.	Constn.of Bus Terminus at Dewlahland (SH: Impt.of Parking area, Bus Bay & line drain). <i>MAJOR HEAD: 4202-C.O. ON EDUCATION, SPORTS, ARTS & CULTURE (PLAN)</i>	Rs. 60.72 42/79/91-W 30-03-92	---
127.	Constn. of Mini Stadium at Hundung (Ukhrul) <i>MAJOR HEAD: 8443-DEPOSIT WORKS</i>	Rs.32.70 26/4/96-W 12-08-96	----
128.	Impt.of INA Memorial complex at Moirang (SH: Constn.of R/Wall)	Rs.29.19 1/29/79-S/SE 23-02-96	---
129.	Impt.of INA Memorial complex at Moirang (SH: Extension of stair case, toilet portion, top foyer, roof treatment i/c roofing, stage, plastic moulded seating arrangements.) <i>SENAPATI DIVISION STATE HIGHWAYS (ROADS)</i>	Rs.61.00 1/29/79-S/SE 14-03-96	---
130.	Impt.of Tadubi Tungjoy Laii Kharasom road 0-60km (SH: Providing WBM & PC 32-42 kms.)	Rs.31.78 42/38/89-W 27-03-89	15-05-89

DIX-II - Contd.**INCOMPLETE CAPITAL WORKS COSTING**

As on 31-03-2003

<i>Target Date of Completion</i>	<i>Revised Cost (if any) (Rs. In Lakhs)</i>	<i>Expenditure up to 31-03-98 (Rs. in lakhs)</i>	<i>Remarks</i>
(5) Rs.	(6) Rs.	(7) Rs.	(8)
--	--	---	
--	--	---	
---	---	17.29*	
---	---	6.66*	
---	---	35.98*	
---	---	--	
14-02-90	---	30.90*	Work closed

* Information for 2000-2001 to 2002-2003 not received (September 2003)

**APPEN-
STATEMENT OF COMMITMENTS - LIST OF**
Rs. 25 lakhs and above

<i>Sl.No</i>	<i>Name of Project</i>	<i>Cost of Work & Sanction Order No. (Rs. In lakhs)</i>	<i>Date of Commencement</i>
(1)	(2)	(3)	(4)
131.	Impt.of Tadubi Tungjoy Laii Kharasom road 0-60km (SH: WBM and PC 22-32 kms)	Rs.31.78 42/26/98-W 29-03-90	03-07-89
132.	Impt.of Ukhrul Tolloi Chingmeikhullen road 35-70 kms. (SH: Providing wearing coat & PC from 57-70 km)	Rs.33.15 42/12/98-W 10-10-89	14-03-91
133.	Impt.of Ukhrul Tolloi Chingmeikhullen road 35-70 kms. (SH: Constn. from 35-57 kms. I/c 2 Nos. of culverts i/c approach road for Ngari bridge)	Rs.55.80 42/63/95-W 26-12-95	11-02-96
<i>STATE HIGHWAYS (BRIDGES)</i>			
134.	Bailey bridge on Ukhrul Tolloi Chingmeikhullen road at 64.09 km (SH: Constn. of 7m span bridge on Vaori stream at 60.836 km)	Rs. 35.07 17/43/90-W 23-02-91	09-07-96
<i>MAJOR DISTRICT ROADS (ROADS)</i>			
135.	Impt.of Maram Purul 0-20 kms. (SH: E/W culverts and shingling)	Rs.94.08 42/3/96-W 09-03-96	20-12-96
<i>OTHER DISTRICT ROADS (BRIDGES)</i>			
136.	Constn.of B/bridge over Makhan river on Maram Purul road (SH: Constn. of abutment, wing wall and retaining wall)	Rs.29.94 7/8/92-W 23-03-93	03-04-96
<i>5055-ROAD TRANSPORT</i>			
137	Bus Terminus at Mao	Rs.34.27 42/97/95-W 03-03-96	11-02-96
<i>OTHER DISTRICT ROADS (ROADS) (BMS)</i>			
138.	Constn.of Phaibung Purul road (SH: E/W in formation cutting from Phaibung to Lakhamei 10km. and widening narrow portion upto Purul) (SH: E/Work)	Rs.29.78 W/BMS/310-252/SPT/57-32 11-03-97	24-03-97

DIX-II - Contd.**INCOMPLETE CAPITAL WORKS COSTING**

As on 31-03-2003

<i>Target Date of Completion</i>	<i>Revised Cost (if any) (Rs. In Lakhs)</i>	<i>Expenditure up to 31-03-98 (Rs. in lakhs)</i>	<i>Remarks</i>
(5) Rs.	(6) Rs.	(7) Rs.	(8)
02-03-90	---	30.98*	Work closed
13-04-97	--	32.76*	Under arbitration case
10-08-98	14.30	60.99*	Work in progress
01-09-98	6.00	39.48*	Work in progress
19-12-98	---	27.24*	Work in progress
02-07-98	---	15.34*	Work in progress
10-08-98	---	30.99*	Work in progress
31-08-98	-	5.98*	Work in progress

* Information for 2000-2001 to 2002-2003 not received (September 2003)

**APPEN-
STATEMENT OF COMMITMENTS - LIST OF**

Sl.No	Name of Project	Rs. 25 lakhs and above	
		Cost of Work & Sanction Order No. (Rs. In lakhs)	Date of Commencement
(1)	(2)	(3)	(4)
139.	Constn.of Phaibung Karong Purul road (SH: Cross Drainage work in 20-39 kms)	Rs.29.96 W/BMS/310-159/SPT/57-8 05-03-97	22-03-97
140.	Constn.of Phaibung Karong Purul road from Purul to Thingba (SH: Earth work and cross Drainage) <i>INTER VILLAGE ROAD (ROADS) BMS</i>	Rs.27.62 W/BMS/310-276/SPT/57-39 11-03-97	24-03-97
141.	I.T. road 8 th miles to Irang via Harup (SH: E/W and cross Drainage)	Rs.29.80 W/BMS/310-244/SPT/57-25 11-03-97	24-03-97
142.	Thonglan Akutpa to Lanchok (SH: E/W and culverts)	Rs.29.65 W/BMS/310-179/SPT/57-11 03-03-97	23-06-97
143.	Senapati Sorbung Kharasom Lakhemei road (SH: E/W from 0-20 kms.)	Rs. 30.00 W/BMS/310-272/SPT/57-36 11-03-97	22-03-97
144.	Senapati Sorbung Kharasom Lakhemei road (SH: E/W from 20- 40 kms)	Rs.30.00 W/BMS/310-277/SPT/57-40 11-03-97	31-05-97
145.	Kachai Thiwa Ngari via Ngari Lishang (SH: E/W and culverts)	Rs.30.00 W/BMS/310-188/SPT/57-12 05-03-97	12-04-97
146.	Senapati Oklong road (SH: cross Drainage and Minor bridge from 0-10 kms)	Rs.39.57 W/BMS/310-3/SPT/57-1 28-03-97	24-03-97
147.	Makhan Chawanmei Mao Pundung up to Tadubi (SH: Cross Drainage works)	Rs.29.74 W/BMS/310-239/SPT/57-20 11-03-97	24-03-97
148.	Makhan Chawanmei Mao Pundung up to Tadubi (SH: E/W in formation cutting)	Rs.25.00 W/BMS/310-129/SPT/57-6 11-03-97	24-03-97

DIX-II - Contd.**INCOMPLETE CAPITAL WORKS COSTING**

As on 31-03-2003

<i>Target Date of Completion</i>	<i>Revised Cost (if any) (Rs. In Lakhs)</i>	<i>Expenditure up to 31-03-98 (Rs. in lakhs)</i>	<i>Remarks</i>
(5) Rs.	(6) Rs.	(7) Rs.	(8)
31-08-98	-	-	Work in progress
31-08-98	---	6.53	Work in progress
31-08-98	---	--	Work in progress
31-08-98	--	--	Work in progress
31-08-98	--	6.00*	Work in progress
31-08-98	---	--	Work in progress
31-08-98	---	--	Work in progress
31-08-98	---	3.0*	Work in progress
31-08-98	---	--	Work in progress
31-08-98	---	3.45*	Work in progress

* Information for 2000-2001 to 2002-2003 not received (September 2003)

**APPEN-
STATEMENT OF COMMITMENTS - LIST OF**

Sl.No.	Name of Project	Rs. 25 lakhs and above	
		Cost of Work & Sanction Order No. (Rs. In lakhs)	Date of Commencement
(1)	(2)	(3)	(4)
149.	Senapati Thonglan (SH: E/W in left out portion & cross Drainage from Senapati to Thonglan from 0 - 15 km P-I)	Rs.29.98 W/BMS/310-250/SPT/57-30 11-03-97	25-03-97
150.	Mao Potato Farm to Dzuko Valley (SH: E/W in formation cutting from 0 - 20 km (0-19.40 km)	Rs.29.64 W/BMS/310-238/SPT/57-19 11-03-97	25-03-97
151.	- do - - do - (SH: E/W in formation cutting from 20 - 39 kms)	Rs.29.85 W/BMS/310-247/SPT/57-27 01-03-97	07-06-97
152.	Mao ring road (SH: E/W in formation cutting from 0 -20 kms)	Rs.29.85 W/BMS/310-132/SPT/57-6 01-03-97	24-03-97
153.	Saikul Phaibung up to Kharasom	Rs.29.464 W/BMS/310-274/SPT/57-37 11-03-97	22-05-97
<i>INTER VILLAGE ROAD (BRIDGES) BMS</i>			
154.	Constn.of bridge over Barak at Phuba and Kharakkho (21.20m) 70 span	Rs.34.18 W/BMS/310-298/SPT/57-54 04-02-97	21-06-97
155.	Constn.of 8m span bridge 2 Nos. between Makhan to Mao Pundung Tadubi	Rs.27.91 W/BMS/310-289/SPT/57-47 11-03-97	21-08-97
156.	Constn.of bridge over Maja Lok (10m span) on Senapati Oklong road	Rs.31.76 W/BMS/310-292/SPT/57-50 01-03-97	11-09-97
157.	Constn.of bridge 10m span over Iril river in between Ngamzu and Khongdei on Senapati Sorbung Kharasom road.	Rs.34.57 W/BMS/310-290/SPT/57-48 05-03-97	12-08-97
<i>CCPUR DIVISION 5054-C.O. ON ROADS & BRIDGES (PLAN) STATE HIGHWAYS)</i>			
158.	Impt.of Chur-Sugnu road (SH: Strengthening and culverts 5-26 kms)	Rs.99.50 42/10/95-W 28-12-95	13-05-96
159.	Impt.of CCPur -Singhat-Behiang road 62-120 km (SH: Premix carpetting between 62-72 km. in bad stretches.)	Rs.39.49 42/63/93-W 19-03-97	16-06-97

DIX-II - Contd.**INCOMPLETE CAPITAL WORKS COSTING**

As on 31-03-2003

<i>Target Date of Completion</i>	<i>Revised Cost (if any) (Rs. In Lakhs)</i>	<i>Expenditure up to 31-03-98 (Rs. in lakhs)</i>	<i>Remarks</i>
(5) Rs.	(6) Rs.	(7) Rs.	(8)
31-08-98	---	2.00*	Work in progress
31-08-98	---	--	Work in progress
31-03-98	--	--	Work in progress
31-08-98	--	--	Work in progress
31-08-98	--	--	Work in progress
31-12-98	---	14.23*	Work in progress Payment made for B/B parts only
31-12-98	--	--	Work in progress
31-12-98	---	13.01	Work in progress Payment of B/B parts
31-03-99	---	14.23	Work in progress - do -
12-11-97	---	109.47*	R/E under preparation
16-06-99	---	10.61*	Work in progress

* Information for 2000-2001 to 2002-2003 not received (September 2003)

APPENDIX

STATEMENT OF COMMITMENTS - LIST OF

Rs. 25 lakhs and above

Sl.No.	Name of Project	Cost of Work & Sanction Order No. (Rs. In lakhs)	Date of Commencement
(1)	(2)	(3)	(4)
	4210-C.O. ON MEDICAL (PLAN)		
160.	Constn.of Emergency & Casualty block with link corridor for District Hospital at CCPur (SH: Constn. of Southern wing Block P-I).	Rs.94.71 26/60/96-W 23-03-97	30-09-97
	5054-C.O. ON ROADS & BRIDGES(BMS)		
161.	Impt.of Teding road near Kaprang to Chura -Sugnu road at Mualvaiphei (SH: E/W in widening & culverts).	Rs.65.23 W/BMS/3102-64/CCP/51-6 28-02-97	17-03-97
162.	IVR Singhat to Theigawtang 0-26 km. (SH :E/W in hill cutting, metalling and culverts)	Rs.44.99 W/BMS/310-52/CCP/51-3 10-03-97	22-03-97
163.	Impt.of road from Singhat to Buksau via Allusingtam (SH: E/W in formation cutting metalling & culverts 0-25 km)	Rs.25.37 W/BMS/310-51/CCP/51-2 01-03-97	17-03-97
164.	IVR Songtal- Kangkap road (SH: Widening, metalling & culverts).		27-03-98
165.	Impt.of road from Sagan to Tuining via Samulamlan (SH: E/W in hill cutting metalling and culverts)		06-05-97
	BMS (BRIDGES)		
166.	Constn.of bridge on Singhat-Theigawtang road 2 Nos. (SH: Constn. of 20' span bailey bridges)	Rs.36.04 W/BMS/310-135/CCP/51-29 28-02-97	22-04-97
167.	Constn.of bridge over Songtal-Kangkap road (SH: Constn. of 6m span bailey bridge 2 Nos.)	Rs.30.23 W/BMS/310-135/CCP/51-28 06-03-97	17-03-97
168.	Constn.of bridge over Khuga river along Khuga ring road (SH: Constn. of 150'-0" long bailey bridge)	Rs.102.68 W/BMS/310-213/CCP/51-40 07-03-97	28-04-97
169.	Constn.of bridge on Sangaikot to Khongkhai road 4 Nos. (SH: Constn. of 30"-0" long bailey bridge).	Rs.72.68 W/BMS/310-163/CCP/51-35 10-03-97	30-04-97

DIX-II - Contd.**INCOMPLETE CAPITAL WORKS COSTING**

As on 31-03-2003

<i>Target Date of Completion</i>	<i>Revised Cost (if any) (Rs. In Lakhs)</i>	<i>Expenditure up to 31-03-98 (Rs. in lakhs)</i>	<i>Remarks</i>
(5) Rs.	(6) Rs.	(7) Rs.	(8)
30-09-99	---	25.36*	Work in progress
16-09-98	---	27.52*	Work in progress
21-03-98	--	1.84*	Work in progress
16-03-98	--	8.42*	Work in progress
26-09-98	--	7.61*	Work in progress
05-11-98	---	19.16*	Work in progress
21-04-98	---	28.77*	Work in progress
16-01-98	---	30.03*	Work in progress
27-10-98	---	75.31*	Work in progress
29-10-98	---	54.91*	Work in progress

* Information for 2000-2001 to 2002-2003 not received (September 2003)

**APPEN-
STATEMENT OF COMMITMENTS - LIST OF**
Rs. 25 lakhs and above

<i>Sl.No</i>	<i>Name of Project</i>	<i>Cost of Work & Sanction Order No. (Rs. In lakhs)</i>	<i>Date of Commencement</i>
(1)	(2)	(3)	(4)
TAMENGLONG DIVISION OTHER DISTRICT ROADS (BRIDGES) (BMS)			
170.	Constn.of Langkhong to I.T.Road (SH: C/W works 0-15 kms.)	Rs.35.44 W/BMS/310-1/TML/41-1 04-03-97	07-07-97
171.	Constn.of Langkhong to I.T.Road (SH: C/W works 15-33kms.)	Rs.44.92 W/BMS/310-2/TML/41-2 01-03-97	07-07-97
172.	Constn.of Langkhong to I.T.Road (SH: Shingling from 0 - 16 kms)	Rs.59.10 W/BMS/310-10/TML/41-6 01-03-97	10-03-97
173.	Constn.of Langkhong to I.T. road (SH: shingling from 16-33 kms.)	Rs.61.99 W/BMS/310-11/TML/41-7 01-03-97	10-03-97
174.	Constn.of None Kajinglong road (SH: Culverts and Shingling from 0-10 kms.)	Rs.30.48 W/BMS/310-42/TML/41-8 10-03-97	14-03-97
175.	Constn.of None Kazinglong road (SH: Culverts and shingling from 10-30 kms)	Rs.30.99 W/BMS/310-99/TML/41-42 01-03-97	10-03-97
176.	Constn.of None Kazinglong road (SH: C/D works 10-20 kms)	Rs.30.86 W/BMS/310-12/TML/41-19 10-03-97	14-03-97
177.	Constn.of Tamei Kuilong road (SH: C/D from 10-30 kms.)	Rs.27.34 W/BMS/310-189/TML/41-39 07-03-97	26-03-97
178.	Constn.of Tamei Kuilong road (SH: E/W from 10-30 kms)	Rs.40.30 W/BMS/310-172/TML/41-32 10-03-97	21-04-97
179.	Constn.of Tamei Kuilong road (SH: E/W from 30 - 57 kms)	Rs.39.79 W/BMS/310-45/TML/41-11 07-03-97	08-08-97

DIX-II - Contd.**INCOMPLETE CAPITAL WORKS COSTING**

As on 31-03-2003

<i>Target Date of Completion</i>	<i>Revised Cost (if any) (Rs. In Lakhs)</i>	<i>Expenditure up to 31-03-98 (Rs. in lakhs)</i>	<i>Remarks</i>
(5) Rs.	(6) Rs.	(7) Rs.	(8)
March 99	---	24.45*	Work in progress
March 99	---	3.43*	Work in progress
March 99	--	7.19*	Work in progress
March 99	--	3.25*	Work in progress
March 99	--	16.44*	Work in progress
March 99	--	20.14*	Work in progress
March 99	30.86	5.70*	Work in progress
March 99	27.34	25.78*	Work in progress
March 99	--	-	Work in progress
March 99	--	3.12*	Work in progress

* Information for 2000-2001 to 2002-2003 not received (September 2003)

**APPEN-
STATEMENT OF COMMITMENTS - LIST OF**

Sl.No.	Name of Project	Rs. 25 lakhs and above	
		Cost of Work & Sanction Order No. (Rs. In lakhs)	Date of Commencement
(1)	(2)	(3)	(4)
180.	Constn.of Tamei Kuilong road. (SH: Shingling in between 0-15 km and WBM from 0.70 to 8.50 kms.)	Rs.30.08 W/BMS/310-44/TML/41-10 05-03-97	21-03-97
181.	Constn. of Tamei Kuilong road (SH: Shingling from 15 - 30 kms.)	Rs.31.68 W/BMS/310-43/TML/41-9 07-03-97	26-06-97
<i>O. D. R. (BRIDGES) (B.M.S.)</i>			
182.	Constn.of bridge across Irang river on Langkhong to I.T. road 360' span.	Rs.166.39 W/BMS/310-166/TML/41-27 11-03-97	14-03-97
183.	Constn.of bridge across Laduki (SH: 26.63 kms (30m.span Agagui river (22.216 kms.) 20m. span on Tamei Kuilong road.	Rs.110.50 W/BMS/310-185/TML/41-36 11-03-97	14-03-97
184.	Constn.of bridge of Tamei Kuilong road at 29.73km (12m. span) & 30.10kms. (9m. span) (SH: Constn.of b/bridge SST of 15m. span at 29.70 kms. & 30.10 kms.)	Rs.29.39 W/BMS/310-187/TML/41-38 05-03-97	07-03-97
<i>I.V.R. ROADS (BMS)</i>			
185.	Constn.of Thangal Tupul road C/D works 0-18 km (SH: Constn.of RCC P/culverts 900mm dia and 3m span culverts.)	Rs.29.20 W/BMS/310-229/TML/41-42 11-03-97	04-09-97
186.	Constn.of Nungba Iran via Longpi (SH: E/W in widening narrow portion between Nungba Longpi & formation cutting Longpi to Bzang)	Rs.42.21 W/BMS/310-112/TML/41-18 28-02-97	17-03-97
187.	Impt.of Nungba Irang via Longpi (SH: Constn. of C/D works between Nungba to Longpi)	Rs.31.70 W/BMS/310-173/TML/41-33 05-03-97	28-08-97
188.	Constn.of Luwanglong Khuno to Awangkhul & Nungnang via Lamlon (SH: E/W in formation cutting)	Rs.37.70 W/BMS/310-149/TML/41-23 10-03-97	19-03-97
189.	Constn.of Hauchong to Nurathel road (SH: E/W in formation cutting 0-10 kms.)	Rs.33.79 W/BMS/310-109/TML/41-15 05-03-97	26-03-97

DIX-II - Contd.**INCOMPLETE CAPITAL WORKS COSTING**

As on 31-03-2003

<i>Target Date of Completion</i>	<i>Revised Cost (if any) (Rs. In Lakhs)</i>	<i>Expenditure up to 31-03-98 (Rs. in lakhs)</i>	<i>Remarks</i>
(5) Rs.	(6) Rs.	(7) Rs.	(8)
March 99	--	21.20*	Work in progress
March 99	--	7.71*	Work in progress
March 99	--	100.37*	Work in progress
March 99	--	74.28*	Work in progress
March 99	--	18.84*	Work in progress
March 99	--	2.12*	Work in progress
March 99	--	20.20*	Work in progress
March 99	--	19.43*	Work in progress
March 99	--	8.78*	Work in progress
March 99	--	6.68*	Work in progress

* Information for 2000-2001 to 2002-2003 not received (September 2003)

**APPEN-
STATEMENT OF COMMITMENTS - LIST OF**
Rs. 25 lakhs and above

Sl.No	Name of Project	Cost of Work & Sanction Order No. (Rs. In lakhs)	Date of Commencement
(1)	(2)	(3)	(4)
190.	Constn.of Keikau to Nurathel road (SH: E/W in formation cutting i/c drain 9-15km)	Rs.25.64 W/BMS/310-100/TML/41-13 01-03-97	10-03-97
191.	Constn. of road from NH- 53 to Atongba	Rs.30.80 W/BMS/310-171/TML/41-31 07-03-97	19-03-97
192.	Constn.of road from None to Marangching upto Pungam (SH: E/W in formation cutting and C/D works)	Rs.31.11 W/BMS/310-151/TML/41-25 05-03-97	19-03-97
193.	Constn.of road from Khunphung to Lamta (SH: E/W in formation cutting from 0-20 kms.)	Rs.38.18 W/BMS/310-141/TML/41-22 07-03-97	26-03-97
194.	Constn. of road from Zunphung to Lamta (SH: E/W in formation cutting from 20 - 50 kms)	Rs.47.23 W/BMS/310-153/TML/41-26 28-02-97	21-04-97
195.	Khunghung to Phakong via Inam 0-40 km (SH: E/W in formation cutting 0-43.23 kms)	Rs.65.02 W/BMS/310-168/TML/41-29 06-03-97	20-03-97
<i>I.V.R. BRIDGES (BMS)</i>			
196.	Constn.of B/Bridge over Iyei river at New Lukhambi on None Haochong road.	Rs.83.36 W/BMS/310-182/TML/41-34 07-03-97	14-03-97
197.	Constn.of B/bridge S/bridge between Bamgaijang to Zailat 400m span.	Rs.179.14 W/BMS/310-167/TML/41-29 07-03-97	14-03-97
198.	Constn.of B/bridge over Irang between Nungnang and Awangkhul 50m (SH: Assembly Erection and Lanching of B/bridge 170' DDR type span)	Rs.98.58 W/BMS/310-186/TML/41-37 07-03-97	14-03-97

DIX-II - Contd.**INCOMPLETE CAPITAL WORKS COSTING**

As on 31-03-2003

<i>Target Date of Completion</i>	<i>Revised Cost (if any) (Rs. In Lakhs)</i>	<i>Expenditure up to 03/97 (Rs. in lakhs)</i>	<i>Remarks</i>
(5) Rs.	(6) Rs.	(7) Rs.	(8)
March 99	--	10.89*	Work in progress
March 99	--	16.68*	Work in progress
March 99	--	21.62*	Work in progress
March 99	38.18	27.85*	Work in progress
March 99	47.23	3.29*	Work in progress
March 99	65.02	6.54*	Work in progress
March 99	--	61.70*	Work in progress
March 99	--	87.01*	Work in progress
March 99	--	69.52*	Work in progress

* Information for 2000-2001 to 2002-2003 not received (September 2003)

**APPEN-
STATEMENT OF COMMITMENTS - LIST OF**
Rs. 25 lakhs and above

Sl.No	Name of Project	Cost of Work & Sanction Order No. (Rs. In lakhs)	Date of Commencement
(1)	(2)	(3)	(4)
CHANDEL DIVISION OTHER DISTRICT			
ROADS (BMS)			
199.	Constn.of Chakpikarong Mombi road (Phase-I)	Rs.29.43 W/BMS/310-82/CDL/28-15 29-02-97	-----
200.	- do - - do - (Phase-II)	Rs.29.56 W/BMS/310-36/CDL/28-7 01-03-97	-----
201.	Constn. of Chandel Vomku road (Phase-II)	Rs.29.64 W/BMS/310-18/CDL/28-4 04-03-97	-----
INTER VILLAGE ROADS(BMS)			
202.	Constn.of Heirok to Machi via Karongthel	Rs.29.98 W/BMS/310-141/CDL/28-1 01-03-97	----
203.	Constn. of Tuisem to Machi Gate via Tuinem and Kangoikhullen	Rs.29.50 W/BMS/310-118/CDL/28-26 01-03-97	----
204.	Constn. of Thabikeithel to Sangsak road via Parengtong	RS.29.82 W/BMS/310-93/CDL/28-23 01-03-97	----
STATE CAPITAL PROJECTS			
205.	Constn.of Assembly and High Court Complex at Chingmeirong	(i)Rs.50.00 No.1/15/95-MAHUD(Project) 27-03-97	19-06-96 (date of deposit by Treasury Challan)
		(ii)Rs.30.00 No.1/55/95-MAHUD(Project)Pt 22-03-97	31-03-97 (date of deposit by Treasury Challan)

DIX-II - Contd.**INCOMPLETE CAPITAL WORKS COSTING**

As on 31-03-2003

<i>Target Date of Completion</i>	<i>Revised Cost (if any) (Rs. In Lakhs)</i>	<i>Expenditure up to 31-03-98</i>	<i>Remarks</i>
(5) Rs.	(6) Rs.	(7) Rs.	(8)
---	--	--	
---	--	---	
---	--	---	
---	--	---	
---	--	---	
---	--	---	
---	---	2.80*	<i>The work is implemented through the State PWD. The execution of the works has been held up on complex site at Chingmeirong has not been handed over by the A.R. occupying it. The Director of MAHUD has requested the E.E. concerned.</i>
--	--	8.68*	

* Information for 2000-2001 to 2002-2003 not received (September 2003)

**APPEN-
STATEMENT OF COMMITMENTS - LIST OF**

Rs. 25 lakhs and above			
<i>Sl.No</i>	<i>Name of Project</i>	<i>Cost of Work & Sanction Order No. (Rs. In lakhs)</i>	<i>Date of Commencement</i>
(1)	(2)	(3)	(4)
206.	Development of Ningthem pukhri	(i)Rs.35.42 No.1/7/94-MAHUD(Project) 02-01-97	31-06-96 (date of deposit by Treasury Challan)
		(ii)Rs.78.43 No.1/7/94-MAHUD(Project) 22-01-97	31-06-96 (date of deposit by Treasury Challan)
207.	RWS Scheme at Keikhu Phase-I	Rs.28.33 No.7/216/97-PHE 31-03-97	01-04-97
208.	- do - at Tellou	Rs.28.65 No.7/217/97-PHE No.31-03-97	01-04-97
209.	Ret. Of Phayeng W/S scheme	Rs.29.84 No.7/215/97-PHE 31-03-97	01-04-97
210.	RWS Scheme at Laphupat Tera	Rs.28.34 No.7/210/97-PHE 31-03-97	01-04-97
211.	Procurement of ITH-5 Drilling -Reg.	Rs.29.28 No.7/218/97-PHE 27-03-97	01-04-97
212.	Reh. Of Langmeidong W/S. Scheme	Rs.29.64 No.7/227/97-PHE 31-03-97	01-04-97
213.	Aug. of Kamjong W/S. Scheme	Rs.82.33 No.7/177/96-PHE 02-01-97	02-01-97
214.	Impt. Of W/s. Scheme at Nungba	Rs.51.31 No.7/207/97-PHE 31-03-97	01-04-97
215.	ARWS Scheme at Sagoltongba	Rs.27.70 No.7/211/97-PHE 31-03-97	01-04-97
216.	RWS Scheme at Kang Samaram	Rs.40.00 No.7/88/87-PHE 23-02-88	01-03-88

DIX-II – Contd.**INCOMPLETE CAPITAL WORKS COSTING**

As on 31-03-2003

<i>Target Date of Completion</i>	<i>Revised Cost (if any) (Rs. In Lakhs)</i>	<i>Expenditure up to 31-03-98</i>	<i>Remarks</i>
(5)	(6) Rs.	(7) Rs.	(8)
---	--		Building Task Force Division, PWD, Manipur to furnished the Financial and Physical progress report in respect of Ningthempukhri has not yet been submitted.
31-03-98	--	7.00*	
01-03-98	--	8.00*	
01-03-99	--	10.00*	
01-03-98	--	25.00*	
01-03-98	--	25.00*	
31-03-98	--	3.00*	
31-03-98	--	29.50*	
31-03-98	--	31.00*	
01-03-99	--	12.00*	
31-03-98	--	15.00*	

* Information for 2000-2001 to 2002-2003 not received (September 2003)

**APPEN-
STATEMENT OF COMMITMENTS - LIST OF**
Rs. 25 lakhs and above

<i>Sl.No</i>	<i>Name of Project</i>	<i>Cost of Work & Sanction Order No. (Rs. In lakhs)</i>	<i>Date of Commencement</i>
(1)	(2)	(3)	(4)
217.	RWS Scheme at Heirok Part-I & Part-II	Rs.38.44 No.7/104/91-PHE 23-03-96	01-04-96
218.	- do - Irum Turel	Rs.28.85 No.7/95/87-PHE 25-03-88	01-04-88
219.	Extn.of Pipe line to Wabagai Kadajit Thingel Leikai & Parts of Tera Urak	Rs.34.12 No.7/94/95-PHE(R-26) 28-03-96	01-04-96
220.	Aug.of W/S Scheme Palel	Rs.41.07 No.7/90/95-PHE 20-02-96	01-03-96
221.	RWS Scheme at Khangabok Phase-III	Rs.26.80 No.Sectt/PHE/92-93/39 22-03-93	01-04-93
222.	- do - Kwakta	Rs.34.20 No.7/47/89-PHE 28-03-90	01-04-96
223.	- do - Wangoo Laikhong Phase-I	Rs.28.69 No.7/42/96-PHE(R-58) 30-03-96	01-04-97
224.	RWS Scheme at Sendra	Rs.45.03 No.7/98/90-PHE 20-03-91	01-04-91
225.	- do - at Tulihal Muslim	Rs.50.00 No.5/68/88-PHE 18-03-89	01-04-89
226.	Extn. Of Pipe line at Leimaching	Rs.26.68 No.7/122/96-PHE 30-03-96	01-04-96
227.	RWS Scheme at Takhel Sanjenbam	Rs.28.32 No.7/37/88-PHE 21-03-89	01-04-89

DIX-II - Contd.**INCOMPLETE CAPITAL WORKS COSTING**

As on 31-03-2003

<i>Target Date of Completion</i>	<i>Revised Cost (if any) (Rs. In Lakhs)</i>	<i>Expenditure up to 31- 03-98</i>	<i>Remarks</i>
(5)	(6) Rs.	(7) Rs.	(8)
31-03-98	--	5.00*	
31-03-98	--	3.00*	
31-03-97	--	4.00*	
31-03-97	--	4.00*	
31-03-98	--	2.00*	
31-03-98	--	4.00*	
31-03-98	--	8.00*	
31-03-98	--	0.50*	
01-03-98	--	4.50*	
01-03-98	--	6.00*	
01-03-98	--	4.00*	

* Information for 2000-2001 to 2002-2003 not received (September 2003)

**APPEN-
STATEMENT OF COMMITMENTS - LIST OF**

Rs. 25 lakhs and above			
<i>Sl.No</i>	<i>Name of Project</i>	<i>Cost of Work & Sanction Order No. (Rs. In lakhs)</i>	<i>Date of Commencement</i>
(1)	(2)	(3)	(4)
228.	Extn. Of W/S. Scheme at Ningomthong Kitnapanung	Rs.40.40 No.7/108/91-PHE 23-03-92	01-04-92
229.	Impt. Of Kiyamgei Bashikhong	Rs.48.44 No.7/106/96-PHE(R-29) 30-03-96	01-04-98
230.	- do - Lokchao Tenglok Scheme	Rs.41.78 No.7/143/96-PHE(R-59) 30-03-96	01-04-96
231.	Exploration & drilling of tube well in village 100 Nos. (in valley) with mud pump Phase-II	Rs.70.13 No.7/75/89-PHE 31-03-90	01-04-90
232.	ARWS Scheme at Gangapat	Rs.63.27 No.7/123/96-PHE(R-3) 30-03-96	01-04-96
233.	ARWS Scheme at Tairenpokpi, Palangsoi & Atong Khuman	Rs.25.58 No.7/139/96-PHE 30-03-96	01-04-96
234.	Aug. of Mayang Imphal W/S. Scheme	Rs.26.34 No.7/222/97-PHE 31-03-97	02-05-97
<i>W/S MAINTENANCE DIVISION PHED MANIPUR (URBAN)</i>			
235.	Constn.of clear water reservoir at (i) Langzing capacity 1.00 lakh gallons, (ii) Iroisemba capacity 4.00 lakh gallons	Rs.45.00 No.7/73/95-PHE(R-8) 30-03-96	30-03-96
236.	Aug.of Langol Water Supply Scheme	Rs.28.95 No.7/53/95-PHE(U-2) 24-01-96	24-01-96
237.	Constn.of ground sump with pump house & at Bamon leukai near Thumuthong bridge i/c. pipe line.	Rs. 26.20 No.7/95/PHE/95(R-2) 27-03-96	27-03-96
238.	Constn.of Zonal reservoir at Lalambung i/c clear water main capacity 1.00 lakh gallons	Rs.79.34 No.7/180/96(U-3) 06-03-97	06-03-97

DIX-II - Contd.**INCOMPLETE CAPITAL WORKS COSTING**

As on 31-03-2003

<i>Target Date of Completion</i>	<i>Revised Cost (if any) (Rs. In Lakhs)</i>	<i>Expenditure up to 31-03-98</i>	<i>Remarks</i>
(5)	(6) Rs.	(8) Rs.	(9)
01-03-98	--	5.00*	
01-03-98	--	4.00*	
01-03-98	--	3.00*	
01-03-98	--	0.50*	
01-03-98	--	12.70*	
01-03-98	--	15.00*	
01-12-99	--	12.28*	Work in progress
30-03-98	--	20.04* 27.38*	
24-01-98	---	5.85*	
27-03-96	---	44.55*	
06-03-97	---	68.65*	

* Information for 2000-2001 to 2002-2003 not received (September 2003)

**APPEN-
STATEMENT OF COMMITMENTS - LIST OF**
Rs. 25 lakhs and above

<i>Sl.No</i>	<i>Name of Project</i>	<i>Cost of Work & Sanction Order No. (Rs. In lakhs)</i>	<i>Date of Commencement</i>
(1)	(2)	(3)	(4)
239.	Water supply system for the Sports complex at Khuman Lampak	Rs.173.12 No.7/171/86-PHE(U-1) 15-11-96	15-11-96
240.	Constn.of over head reservoir at Khwairamband Bazar Phase-II	Rs.72.65 No.7/190/97-PHE 27-03-97	27-03-97
241.	Improvement of Ningthempukhri over head tank	Rs.25.84 No.7/45/95/PHED(U3) 16-02-96	16-02-96
242.	Aug.of Imphal Water supply tapping of ground water from Potsangbam (SH: Laying of distribution line)	Rs.29.94 No.7/119/96-PHE(U-27) 27-03-96	27-03-96
243.	Replacement of Old & work out pipe i/c. constn. Manovation of crossing etc. (a) Leimakhong to Kangchup (New Water main (b) Kangchup to Imphal (Clear water main)	Rs.80.00 No.7/104/96-PHE(U-21) 30-03-96 Rs.134.92 No.7/75/95-PHE(U-14) 26-03-96	30-03-96 26-03-96
244.	Providing diesel pumpsets (Standly) for important water supply scheme at Imphal water supply system. <i>PROJECT CONSTN. DIVN. (URBAN)</i>	Rs.41.43 No.7/108/96-PHE(U-23) 30-03-96	30-03-96
245.	Constn.of 3 Nos. of overhead tank 1 lakh gallon cap. Each with staging & ground sumps at Imphal	Rs.51.65 No.7/87/84-PHE 18-02-85	18-02-86
246.	Aug.of Porompat water supply scheme (Phase-II)	Rs.264.50 No.7/5/90-PHE 14-03-91	14-03-91
247.	Aug.of Imphal Water supply by tapping of ground water from Potsangbam 1.50mgd (Phase-I)	Rs. 287.00 No.7/26/96-PHE 03-08-96	03-08-96
248.	Aug.of Imphal water supply by tapping of ground water from Potsangbam & Sekmai area (Phase-II) 1.50 mgd.	Rs.320.26 No.7/107/96-PHE(U-22) 25-03-96	Not yet

DIX-II - Contd.**INCOMPLETE CAPITAL WORKS COSTING**

As on 31-03-2003

<i>Target Date of Completion</i>	<i>Revised Cost (if any) (Rs. In Lakhs)</i>	<i>Expenditure up to date 31-03-98 (7) Rs.</i>	<i>Remarks</i>
(5)	(6) Rs.	(7) Rs.	(8)
31-03-98	253.04	307.01*	
27-03-99	---	13.51*	
16-02-98	---	0.71*	
27-03-96	---	18.29*	
31-03-98	--	12.40*	
26-03-98	--	66.85*	
30-03-98	--	21.19*	
18-02-86	72.80	69.00*	
...	550.00	526.58*	Work in progress
03-08-96	---	285.76*	
...	---	...	Work not yet started

* Information for 2000-2001 to 2002-2003 not received (September 2003)

**APPEN-
STATEMENT OF COMMITMENTS - LIST OF**

<i>Sl.No</i>	<i>Name of Project</i>	<i>Cost of Work & Sanction Order No. (Rs. In lakhs)</i>	<i>Date of Commencement</i>
<i>(1)</i>	<i>(2)</i>	<i>(3)</i>	<i>(4)</i>
<i>DRAINAGE & SEWERAGE DIVN. NO.I PHED (URBAN)</i>			
249.	Constn.of Drainage system under Nambol basin Phase-I Stage-II(A)	Rs.73.92 No.7/5/91-PHE 23-05-91	29-05-92
250.	Constn.of Drainage system under Nambol basin Phase-I Stage-II(B)	Rs.48.18 Sectt/PHE/DRG/92-93/5 30-03-96	30-03-96
251.	Constn.of Drainage system under Nambol basin Phase-I Stage-II(C)	Rs.32.38 No.7/62/95-PHE(U-11) 23-03-96	23-03-96
252.	Waishel Basin Phase-I (A)	Rs.85.69 No.7/3/91-PHE 23-05-91	23-05-91
253.	Waishel Basin Phase-Stage-I (B)	Rs.41.37 Sectt/PHE/DRG/92-93/51 30-03-96	30-03-96
254.	Waishel Basin Phase-Stage-I (C)	Rs.25.18 No.7/63/93-PHE(U-12) 20-02-96	20-02-96
255.	Constn.of Low cost latrine (i)Thoubal Town	Rs.37.35 No.7/117/87-PHE 24-03-86	24-03-86
256.	(ii) Nambol	Rs.29.28 No.7/11/89-PHE 28-03-88	28-03-88
<i>DRAINAGE & SEWARAGE DIVN. NO.II PHED (URBAN)</i>			
257.	Implementation of drainage system in Greater Imphal area under Kongba basin stage-I(A)	Rs.64.60 Sectt/PHE/YDS/92-93/35 31-03-93	31-03-93

DIX-II - Contd.**INCOMPLETE CAPITAL WORKS COSTING**

As on 31-03-2003

<i>Target Date of Completion</i>	<i>Revised Cost (if any) (Rs. In Lakhs)</i>	<i>Expenditure up to date 31-03-98</i>	<i>Remarks</i>
(5)	(6) Rs.	(7) Rs.	(8)
29-05-92	...	87.94*	
30-03-99	---	51.51*	
23-03-99	---	13.08*	
23-05-92	---	73.43*	
30-03-99	--	42.36*	
20-02-99	--	10.93*	
24-03-88	--	19.85*	
28-03-90	--	14.52*	
31-03-95	--	99.49*	

* Information for 2000-2001 to 2002-2003 not received (September 2003)

**APPEN-
STATEMENT OF COMMITMENTS - LIST OF**

Rs. 25 lakhs and above			
<i>Sl.No</i>	<i>Name of Project</i>	<i>Cost of Work & Sanction Order No. (Rs. In lakhs)</i>	<i>Date of Commencement</i>
(1)	(2)	(3)	(4)
258.	Implementation of drainage system in Greater Imphal area under Kongba basin stage-I(B)	Rs.38.25 Sectt/PHE/RWS/92-93/52 30-03-94	30-03-94
259.	Implementation of drainage system in Greater Imphal area under Kongba basin stage-I/C	Rs.40.85 No.7/64/95-PHE(U-13) 30-03-96	30-03-96
260.	Implementation of Drainage system in Greater Imphal area under Kongba basin stage-I/D	Rs.52.30 No.7/193/97-PHE 31-03-97	31-03-97
261.	Implementation of Drainage system in Greater Imphal area under Imphal basin stage-I(B)	Rs.28.71 Sectt/PHE/RWS/92-93/51 30-03-96	30-03-96
262.	Implementation of Drainage system in Greater Imphal area under Imphal basin stage-I(C)	Rs.30.18 No.7760/95-PHE(U-9) 30-03-96	30-03-96
263.	Implementation of Drainage system in Greater Imphal area under Chandranadi Basin	Rs.42.26 Sectt/PHE/RWS/92-93/49 30-03-96	30-03-96
264.	Director, Education(S) Constn.of 113 Teacher Quarters/ School building under Basic Minimum Services 1996-97	Rs.169.49 No.25(3)/1/97-SE(S)/BMS 27-03-97	From the date of release of fund by the Government
265.	Director, Youths Affairs & Sports, Constn. of VIP Gallery & General Gallery for Sports at Khuman Lampak.	Rs.935.44 No.21/111/93-W 31-03-96	VIP Gallery 06/ 89 General Gal. September '92.
266.	Director, Youth Affairs & Sports, Constn. of Main partition wall to General Gallery.	Rs.127.99 No.26/91/95-W 30-03-96	July 1996
267.	Director, Youth Affairs & Sports, Constn. of 8-lane synthetic tracks.	Rs.273.30 No.26/89/85-W 21-03-96	-----
268.	Director, Youth Affairs & Sports, Constn. of segregation fencing to the Main Play Field.	Rs.41.02 No.26/17/96-W 12-08-96	May 1997

DIX-II - Contd.**INCOMPLETE CAPITAL WORKS COSTING**

As on 31-03-2003

<i>Target Date of Completion</i>	<i>Revised Cost (if any) (Rs. In Lakhs)</i>	<i>Expenditure up to date 31-03-98</i>	<i>Remarks</i>
(5)	(6) Rs.	(7) Rs.	(8)
30-03-97	---	55.96	
30-03-99	---	16.39	
31-03-2000	...	10.11	
30-03-99	---	64.72	
30-03-99	---	11.71	
30-03-98	---	14.89	
Within 3 months from the date of release of fund	Does not arise	Nil	The amt. was deposited to Govt. Acct. 8449-Other Deposits
March 1998	1350.00	1250.97	
September 97	140.73	108.32*	
March 1998	300.63	...	Tender under scrutiny
December 1997	45.12	...	

* Information for 2000-2001 to 2002-2003 not received (September 2003)

**APPEN-
STATEMENT OF COMMITMENTS - LIST OF**

Sl.No	Name of Project	Rs. 25 lakhs and above	
		Cost of Work & Sanction Order No. (Rs. In lakhs)	Date of Commencement
(1)	(2)	(3)	(4)
269.	Director, Youth Affairs & Sports, Constn. of Gallery for Astroturf Hockey Field	Rs.356.00 No.26/71/95-W -----	July 1996
270.	Director, Youth Affairs & Sports, Constn. of Hockey Field (SH: Sub-base constn. of providing & installation of synthetic Astroturf)	Rs.241.63 No.26/12/95-W 10-10-95	December '95
271.	Director, Youth Affairs & Sports, Constn. of segregation fencing to Hockey Field	Rs.25.45 No.26/18/96-W 12-08-96	-----
272.	Director, Youth Affairs & Sports, Constn. of Practice Hockey Field.	Rs.71.46 No.26/88/95-W 14-03-96	June 1996
273.	Director, Youth Affairs & Sports, Constn. of Quarters for Coaches & Managers	Rs.66.70 No.26/13/95-W 27-04-95	December'95
274.	Director, Youth Affairs & Sports, Constn. of Internal Approach Road.	Rs.287.55 No.26/19/95-W 26-12-95	June 1996
275.	Director, Youth Affairs & Sports, Constn. of Cycle Veleddrome	Rs.282.00 No.8/12/94-YAS 20-03-95	December '95
276.	Director, Education(S), Constn. of Indoor Stadium	Rs.348.00 No.26/55/95-W 27-12-95	September '96
277.	Director, Youth Affairs & Sports, Constn. of Swimming and Diving Pool	Rs.635.00 No.26/5/96-W 09-08-96	September '96
278.	Director, Youth Affairs & Sports, Constn. of 100 bedded Hostel	Rs.144.14 No.26/24/96-W 07-11-96	March 1997
279.	Director, Youth Affairs & Sports, Constn. of Drainage system for sports complex	Rs.327.25 No.26/80/96-W 30-03-96	September '96

DIX-II - Contd.**INCOMPLETE CAPITAL WORKS COSTING**

As on 31-03-2003

<i>Target Date of Completion</i>	<i>Revised Cost (if any) (Rs. In Lakhs)</i>	<i>Expenditure up to date 31-03-98</i>	<i>Remarks</i>
(5)	(6) Rs.	(7) Rs.	(8)
December 1997	381.60	225.60*	
March 1998	265.79	76.98*	
December 1997	28.00	...	Tender under scrutiny
June 1997	78.60	81.34*	
June 1997	73.37	69.41*	
December 1997	316.64	127.52*	
June 1998	310.22	195.09*	80% to be completed during 1997-98
June 1998	1044.00	225.61*	
	No.26/119/95-W		
	30-08-96		
June 1998	699.00	188.85*	
June 1998	157.30	52.20*	
December 1997	370.70	73.33*	

* Information for 2000-2001 to 2002-2003 not received (September 2003)

**APPEN-
STATEMENT OF COMMITMENTS - LIST OF**

Sl.No	Name of Project	Rs. 25 lakhs and above	
		Cost of Work & Sanction Order No. (Rs. In lakhs)	Date of Commencement
(1)	(2)	(3)	(4)
280.	Director, Youth Affairs & Sports, Constn. of Parking and Land Development	Rs.115.00 No.26/19/96-W 12-08-96	September '96
281.	Director, Youth Affairs & Sports, Constn. of 400M running track i/c. Provision of cricket field.	Rs.136.86 No.26/1/96-W 30-05-96	July 1996
282.	Director, Youth Affairs & Sports, Constn. of 4 Nos. of Barrack (30 cap.) 4 Nos. of barrack (15 cap.) 8 Nos. of Watch Tower & 8 Nos. of Kitchen.	Rs.144.00 No.26/1/96-W 12-08-96	June 1997
283.	Director, Youth Affairs & Sports, Constn. of compound fencing on Northern, Eastern, Southern sides of sports complex.	Rs.106.60 No.26/25/95-W 07-11-96	April 1997
284.	Director, SCERT, Manipur, Kakching DIET - 2 Nos.	Rs.75.28 No.7/16/87-S/SE 31-03-97	November '97
285.	Director, SCERT, Manipur, Churachandpur DIET - 8 Nos.	Rs.49.00 No.7/16/87-S/SE 31-03-97	Inst. Bldg. 1 -6/94, Ladies Hostel 1 - 11/95 Gents' Hostel 1& 5 Qtrs.
286.	Director, SCERT, Manipur, Moirang DIET - 12 Nos.	Rs.98.57 No.4/12/96-FR(1) 07-08-96	February 1997
287.	Director, SCERT, Manipur, Senapati DIET - 13 Nos.	Rs.98.57 No.4/12/96-FR(1) 07-08-96	November '97
288.	Director, SCERT, Manipur, Ukhrul DIET - 13 Nos.	Rs.55.00 No.7/34/96-S/SCERT 12-03-97	- do -
289.	Director, SCERT, Manipur, Tamenglong DIET - 13 Nos.	Rs.55.00 No.7/34/96-S/SCERT 12-03-97	- do -
290.	Director, SCERT, Manipur, Chandel DIET - 13 Nos.	Rs.55.00 No.7/34/96-S/SCERT 12-03-97	- do -

DIX-II - Contd.**INCOMPLETE CAPITAL WORKS COSTING**

As on 31-03-2003

<i>Target Date of Completion</i>	<i>Revised Cost (if any) (Rs. In Lakhs)</i>	<i>Expenditure up to date 31-03-98</i>	<i>Remarks</i>
(5)	(6) Rs.	(7) Rs.	(8)
December 1997	126.50	57.75*	
September 1997	153.00	120.37*	
March 1998	158.00	...	
December 1997	117.26	...	
November 1998	For the incomplete work vide RE of GOI DO. No.F.43- I/93-TE-II Dt. 15-09-94	...	
To start when law & order is settled.	---	...	
1997-1998	The constn. agency has been requested to submit up to date exp. Statement.
Within 1 year from the date of commencement	- do -	...	
- do -	- do -	...	
- do -	- do -	...	
- do -	- do -	...	

* Information for 2000-2001 to 2002-2003 not received (September 2003)

**APPEN-
STATEMENT OF COMMITMENTS - LIST OF**

<i>Sl.No</i>	<i>Name of Project</i>	<i>Cost of Work & Sanction Order No. (Rs. In lakhs)</i>	<i>Date of Commencement</i>
(1)	(2)	(3)	(4)
291.	Director, Sericulture Deptt. Constn. of Type Qtr. 1 No. each at Chandel	Rs.36.07 No.26/70/92-W 27-03-92	-----
292.	Director, Sericulture Deptts, Constn. of Type-II Qtr. For Seri (SH: Constn. of T-II 2 Nos. of Thoubal)	Rs.25.43 No.26/78/91-W 27-08-92	-----
293.	Director, Arts & Culture Deptt. Imprv. Of Khongjom War Memorial complex at Khongjom (SH: Constn. of Pedestral & Car Park.	Rs.26.87 No.26/101/95-W 21-03-96	March 1996
294.	Director, Social Welfare Deptt. Constn. of Office building at Khuman Lampak	Rs.31.96 No.26/73/84-W 27-03-84	March 1987
295.	Director, Tourism Deptt. Constn. of Yatri Niwas at Imphal	Rs.35.00 No.3-PYN(4)/96 25-03-96	April 1997
296.	Director, Health Services Constn. of National AIDS Control Cell at Lamphel	Rs.29.70	1996-97
297.	Director, Health Services Constn. of 2 O.T. Unit on the 2 nd Floor at J.N. Hospital, Porompat	Rs.28.00 No.26/48/96-W 20-03-91	1996-97
298.	Director, Health Services, CCPur Dist. - Constn. of Emergency & Casualty Block with link corridor etc. for D.H. at CCPur	Rs.94.71 No.26/60/96-W 29-03-97	1996-97
299.	Director, Health Services Thoubal Dist. - Constn. of Haoreibi Makha Leikai CHC.	Rs.63.76 No.26/11695-W 30-03-96	1996-97
300.	Director, Health Services Ukhrul Dist. Constn. of Kamjong Chassad CHC.	Rs.47.46 No.26/61/96-W 29-03-97	1996-97
301.	TMP, I-E/W (Sh: Constn. of RMC from RD 11 km to 12 kms. i/c. levelling of hill spur from RD 11.27 km 11.87 (Ph-I) for the portion from RD.11 km to 11.54 km.)	Rs.98.08	31-03-1992

DIX-II - Contd.**INCOMPLETE CAPITAL WORKS COSTING**

As on 31-03-2003

<i>Target Date of Completion</i>	<i>Revised Cost (if any) (Rs. In Lakhs)</i>	<i>Expenditure up to date 31-03-98</i>	<i>Remarks</i>
(5)	(6) Rs.	(7) Rs.	(8)
	10.71	0.15*	Not completed
	3.75	2.95*	Not yet completed
	35.00	13.47*	
February 1996	47.27	42.85*	Completed
July 1998	...	15.00*	
...	Agency for constn. was given to PDA & money deposited accordingly during 1996-97 but govt. revised the decision & identified PWD as the Agency
...	30.80	5.94*	Work being taken up
...	104.18	...	Work being taken up
...	70.14	28.43*	Work being taken up
...	52.16	...	Work being taken up
03-09-95	...	92.70*	Work in progress

* Information for 2000-2001 to 2002-2003 not received (September 2003)

**APPEN-
STATEMENT OF COMMITMENTS - LIST OF**

Sl.No	Name of Project	Rs. 25 lakhs and above	
		Cost of Work & Sanction Order No. (Rs. In lakhs)	Date of Commencement
(1)	(2)	(3)	(4)
302.	TMP, I-E/W (Sh: Constn. of RMC from RD 11 km to 12 kms. i/c. levelling of hill spur from RD 11.27 km to 11.87 km Phase-II for the portion from RD.11.54 km to 12.00 km.	Rs.78.47 No.ACE/TMP/IFC/TS/91-92/1 28-08-91	04-09-92
303.	TMP, I-E/W work (Sh: Construction of Thoubal RMC from RD.8 km to 9 kms.	Rs.31.97 T/S.17.94 - do - 29-05-91	16-01-92
304.	TMP, F-C/D work (Sh: Constn. of Drainage syphon at RD.9.87 km TRMC) balance work	Rs.45.55 T/S. 19.86 No.Se/SW/TC-II/TA-TS/2/91-92/96 19-07-91	05-01-96
305.	TMP,I-E/W (Sh:- Constn. of TRMC from RD 3 kms. to 5 kms.) Balance work. 3km. to 4 km.	Rs.28.56 T/S.8.85 No.Se/SW/TC-II/TC-TS/88/48 08-12-88	07-05-97
306.	TMP, FCD Works (SH:- Constn. of Drainage syphon at RD-27.112 km) across Umangkhong stream	Rs.33.59 No.Se/TC-II/SW/Vol-4/95-96/314 28-07-95	23-07-96
307.	TMP, I-E/W (Sh: Constn.of Thoubal IMC from RD 26.780 km. to 27.795 kms.)	Rs.32.11 No.CE/I/SSW/TA-TS/3 04-01-93	16-06-93
308.	TMP (Sh:- Constn. of Spillway Intakes & Water conductor System)	Rs.1366.00 No.30/12/79-IMC 21-06-80	27-10-89
309.	Designing, Manufacture, erection, Commissioning of Power component	Rs.551.58 No.30/12/79-IMC 21-06-80	11-07-92
310.	TMP, I-E/W (Sh:- Constn.of TLMC from RD 27.795 to 29.115 km.)	Rs.25.08 No.SE/TC-II.SW/46/Vol-4/92-93/23-A 28-03-92	16-06-93

DIX-II - Contd.**INCOMPLETE CAPITAL WORKS COSTING**

As on 31-03-2003

<i>Target Date of Completion</i>	<i>Revised Cost (if any) (Rs. In Lakhs)</i>	<i>Expenditure up to date 31-03-98</i>	<i>Remarks</i>
(5)	(6) Rs.	(7) Rs.	(8)
03-09-95	...	35.51*	Work in progress
14-01-94	...	27.48*	Work in progress
04-01-97	...	13.23*	Work in progress
06-05-98	...	14.58*	Work in progress
...	<i>The work could not be started due to change of design and specification of canal and the work of D/S. at RD 24.418 were also delayed.</i>
15-05-94	<i>The work could not be started due to non-settlement of land dispute and change of canal design.</i>
31-03-2002	5606.55	929.87*	...
10-07-94	...	221.01*	...
15-05-94	<i>The work could not be started due to non-settlement of land dispute and change of canal design.</i>

* Information for 2000-2001 to 2002-2003 not received (September 2003)

**APPEN-
STATEMENT OF COMMITMENTS - LIST OF**

<i>Sl.No</i>	<i>Name of Project</i>	<i>Rs. 25 lakhs and above</i>	
		<i>Cost of Work & Sanction Order No. (Rs. In lakhs)</i>	<i>Date of Commencement</i>
(1)	(2)	(3)	(4)
311.	TMP, FCD-Works (Sh:- Constn. of Canal syphone at RD 25.818 km. of IMC across Wangjing river	Rs.93.78 No.SE/TC-II/SW/46/93-94/115 09-12-93	02-09-94
312.	TMP: I-E/W (Sh: Constn. of LMC from RD 24.438 km. to 26,870 km.)	Rs.73.00 No.CE/I/SSW/TA-TA/2 04-01-93	-----
313.	(a) Nambul river Flood Control Project Phase-I	Rs.197.00 No.18/16/84-IFC(I) 03-02-92	1992
	(b) Nambul river Flood Control Project Phase-II	Rs.64.00 No.12/46/91-IFC/7 25-03-1992	1992
314.	Wangjing river flood control project	Rs.118.00 No. - do -	1989
315.	Merakhong river flood control project	Rs.116.00 No.18/15/84-IFC 05-11-84	1985
316.	Merakhong river flood control project Phase-II	Rs.64.31 No.12/46/91-IFC/7 25-03-92	1992
317.	FCS of Thoubal river from Umangkhong to Kiyam Makha Leikai 8/0 to 11/0 km.	Rs.430.00 No.12/44/91-IFC(S) 28-03-92	22-07-93
318.	FCS of Sekmai river from barrage site to Wabagai bridge (I-Earth work) Phase-II	Rs.2541.00 No.12/43/91-IFC/4 22-02-92 No.12/43/91-IFC/4 28-03-92	22-07-93
319.	Constn. of Yatriniwas at Imphal	Rs.35.00 No.7-PYN(4)/96 25-03-93	17-04-97

DIX-II - Contd.**INCOMPLETE CAPITAL WORKS COSTING**

As on 31-03-2003

<i>Target Date of Completion</i>	<i>Revised Cost (if any) (Rs. In Lakhs)</i>	<i>Expenditure up to date 31-03-2001</i>	<i>Remarks</i>
(5)	(6)	(7)	(8)
	Rs.	Rs.	
In progress	...	10.36*	The work is in progress and completed 40%
In progress	...	1.77*	The work could not be proceeded further due to non-finalisation of land dispute.
2004	1115	259.00	-----
2003	Under preparation	77.00	-----
2003	450	273.00	-----
2000	427.50	263.18*	-----
	(1996)		
2003	723	314.00	
July 1995	...	22.00*	Revised estimate is being prepared.
July 1995	...	3.00*	Revised estimate is being prepared.
One year from the date of award of work	...	15.00*	...

* Information for 2000-2001 to 2002-2003 not received (September 2003)

**APPEN-
STATEMENT OF COMMITMENTS - LIST OF**
Rs. 25 lakhs and above

<i>Sl.No</i>	<i>Name of Project</i>	<i>Cost of Work & Sanction Order No. (Rs. In lakhs)</i>	<i>Date of Commencement</i>
<i>(1)</i>	<i>(2)</i>	<i>(3)</i>	<i>(4)</i>
320.	Constn. of Health Resort at Imphal	Rs.47.90 No.7-PSW(49)/98 29-03-97	17-04-97
321.	Khuga Multipurpose project	Rs.15 crore No.26/4/80-IFC 12-08-80	1983
322.	Dolaithabi Barrage Project	Rs.18 crore No.15/4/94-IFC(Pt) 08-08-92	(1) 03-09-93 (2) 29-11-96
323.	Singda Irrigation Project	Rs.3.75 crore No.11-15(i) (19)/72 I&CAD 09-12-74	1975
324.	SH: 830 --Thoubal Project	Rs. 47.25 Crore No. 12-2(145)/78 I&CAD 01-06-1980	1980-81
325.	SH: 831 Singda Irrigation Project	Rs. 3.75 Crore No.11-15(1)(19)/72 I&CAD 25-07-1980	1975

DIX-II – Contd.**INCOMPLETE CAPITAL WORKS COSTING**

As on 31-03-2003

<i>Target Date of Completion</i>	<i>Revised Cost (if any)</i>	<i>Expenditure up to date 31-03-2001</i>	<i>Remarks</i>
(5)	(6) Rs.	(7) Rs.	(8)
One year from the date of award of work	...	20.00*	...
December 2001	Latest cost Rs.160.00 crores	Rs.1,60.00* crores	Work in progress
December 2003	Rs.52.91 crores	Rs.11.38* crores	Work in progress
2000	Rs.57.69 crore	Rs.56.81* Crores	Work in progress
(i)Barrage Component Completed in 1991 (ii) Dam & Spillway in 2005	Rs.390.00 Crore	Rs. 188.65 Crores	Partial irrigation benefit accrued since 1991
(i)Irrigation & Water Supply component completed in 1995 (ii) Power component in 2001-02.	Rs 68.14 Crores	Rs. 64.66 Crores	Benefits in terms of irrigations & Water supply are activated since 1995.

* Information for 2000-2001 to 2002-2003 not received (September 2003))


**APPEN-
STATEMENT OF COMMITMENTS - LIST OF**

<i>Sl.No</i>	<i>Name of Project</i>	<i>Cost of Work & Sanction Order No. (Rs. In lakhs)</i>	<i>Date of Commencement</i>
<i>(1)</i>	<i>(2)</i>	<i>(3)</i>	<i>(4)</i>
326.	SH: 832 Khuga Irrigation Project	(i) Rs.15.00 Crores . No.20(19)/80 I&CAD 25-07-1980 (ii) Rs.1.23 Crore No.26(19)A/88 28-07-1983	1982-83
327.	SA: Dolaithabi River Irrigation Project	Rs.18.86 Crores No.20(12)/89 I&CAD 11-06-1992	1992
328.	Flood Control Scheme of Waishel Drainage	Rs.0.49 Crores No.12/45/91-IFC/6 23-02-1992	1992

DIX-II - Concl'd.**INCOMPLETE CAPITAL WORKS COSTING**

As on 31-03-2003

<i>Target Date of Completion</i> (5)	<i>Revised Cost (if any)</i> (6) Rs.	<i>Expenditure up to date 31-03-2001</i> (7) Rs.	<i>Remarks</i> (8)
2003	Rs.160.19	Rs. 123.92 Crores	In Progress
2004	Rs.63.10	Rs. 18.21Crores	In Progress
2003	Rs.196	Rs. 1.04Crores	



COMPTROLLER AND AUDITOR GENERAL OF INDIA
2003

