

FINANCE ACCOUNTS
1997-98

GOVERNMENT OF MANIPUR




TABLE OF CONTENTS

	Page (s)
Certificate of the Comptroller and Auditor General of India	(iii)
Introductory	1 - 4
PART I - SUMMARISED STATEMENTS	
No. 1. - Summary of Transactions	5 - 22
No. 2. - Capital Outlay - Progressive Capital Outlay to end of 1997-98.	23 - 25
No. 3. - Debt Position -	26 - 29
(i) Statement of Borrowings	
(ii) Other obligations	
(iii) Service of Debt	
No. 4. - Loans and Advances by State Government	30
(i) Statement of loans and advances	
(ii) Recoveries in arrears.	
No. 5. - Guarantees given by the Government for repayment of loans, etc., raised by statutory corporations, local bodies and other institutions.	31 - 32
No. 6. - Cash balances and investments of cash balances	33 - 35
No. 7. - Summary of balances under Consolidated Fund, Contingency Fund and Public Account	36 - 38
PART II - DETAILED ACCOUNTS AND OTHER STATEMENTS.	
A. REVENUE AND EXPENDITURE	
No. 8. - Statement of revenue and expenditure under different heads expressed as a percentage of total revenue/ total expenditure	40 - 42
No. 9. - Statement showing the distribution between Charged and Voted Expenditure	43
No.10. - Detailed Account of Revenue by Minor Heads	44 - 61
No.11. - Detailed Account of expenditure by Minor Heads	62 - 137
No.12. - Detailed statement of capital expenditure during and to end of the year 1997-98	138 - 179

(ii)

- No.13. - Details of investments of Government in Statutory Corporations, Government Companies, Co-operative banks and Societies etc., upto the end of 1997-98 180 - 199
- No.14. - Statement showing the capital and other expenditure (other than on revenue account) to end of 1997-98 and the principal sources from which funds were provided for that expenditure 200 - 202

B. DEBT, CONTINGENCY FUND AND PUBLIC ACCOUNT

- No.15. - Detailed statements of receipts, disbursements and balances under heads of account relating to Debt, Contingency Fund and Public Account 204 - 215
- No.16. - Detailed statement of Debt and Other interest - bearing Obligations of Government 216 - 241
- No.17. - Detailed statement of loans and advances made by Government 242 - 249
- No.18. - Statement showing the details of earmarked balances 250 - 251
- Appendix-I: Statement showing investment of Government as at the end of 1995-96, 1996-97 and 1997-98 and dividend/ interest received therefrom during those years. 252 - 253
- Appendix-II: Statement of Commitments - List of Incomplete Capital Works Costing Rs. 25 lakhs & Above as on 31-03-98 254 - 333

****sn****

CERTIFICATE OF THE COMPTROLLER AND AUDITOR GENERAL OF INDIA

This compilation containing the Finance Accounts of the Government of Manipur for the year 1997-98 presents the accounts of the receipts and outgoings of the Government for the year, together with the financial results disclosed by the revenue and capital accounts, the accounts of the public debt and the liabilities and assets as worked out from the balances recorded in the accounts. The Appropriation Accounts of the Government for the year for Grants and Charged Appropriations, presented separately, supplement this compilation.


These accounts have been prepared and examined under my direction in accordance with the requirements of the Comptroller and Auditor General's (Duties, Powers and Conditions of Service) Act, 1971. According to the best of my information, as a result of audit of these accounts, the accounts now presented read with the observations in this compilation, are correct statements of receipts and outgoings of the Government of Manipur for the year 1997-98. Points of interest arising out of the study of these accounts as well as test audit conducted during the year of earlier years are contained in my Report(s) being presented separately for the year 1997-98 (Civil), Government of Manipur.

V. K. Shunglu

(V.K.Shunglu)
Comptroller and Auditor General of India

New Delhi,
The

9 JUL 1999



1 .

INTRODUCTORY

1. The accounts of Government are kept in the following three parts:-

Part I	Consolidated Fund
Part II	Contingency Fund
Part III	Public Account

In Part I namely Consolidated Fund, there are two main divisions, viz:-

- (1) Revenue - consisting of sections for 'Receipt heads (Revenue Account)' and 'Expenditure heads (Revenue Account)'.
- (2) Capital, Public Debt, Loans, etc. - consisting of sections for 'Receipt heads (Capital Account)', 'Expenditure heads (Capital Account)' and 'Public Debt, Loans and Advances, etc'.

The Revenue division deals with the proceeds of taxation and other receipts classed as revenue and the expenditure met therefrom, the net result of which represents the revenue surplus or deficit for the year.

In Capital division, the section 'Receipts Heads (Capital Account)' deals with receipts of capital nature which cannot be applied as a set-off to capital expenditure.

The section 'Expenditure Heads (Capital Account)' deals with expenditure met usually from borrowed funds with the object of increasing concrete assets of a material and permanent character. It also includes receipts of a capital nature intended to be applied as a set off against expenditure.

The section 'Public Debt, Loans and Advances, etc.' comprises loans raised and their repayments by Government such as 'Internal Debt' and 'Loans and Advances' made (and their recoveries) by Government. This section also includes certain special types of heads for transactions relating to 'Appropriation to the Contingency Fund' and 'Inter-State Settlement'.

In Part II, namely Contingency Fund, of the accounts, the transactions connected with the Contingency Fund established under Article 267 of the Constitution of India are recorded.

In Part III, namely Public Account, of the accounts, the transactions relating to 'Debt' (other than those included in Part I), 'Deposits', 'Advances', 'Remittances' and 'Suspense' are recorded. The transactions under 'Debt', 'Deposits' and 'Advances', in this part are those in respect of which Government incurs a liability to repay the moneys received or has a claim to recover the amounts paid, together with the repayments of the former ('Debt' and 'Deposits') and the recoveries of the latter ('Advances'). The transactions relating to 'Remittances' and 'Suspense' in this part embrace all merely adjusting heads under which appear such transactions as remittances of cash between treasuries and currency chests, transfers between different accounting circles, etc. The initial debits or credits to these heads will be cleared eventually by corresponding receipts or payments either within the same circle of account or in another account circle.

2. Sectors and Heads of Accounts:- Within each of the sections in Part I mentioned above, the transactions are grouped into sectors such as 'Tax Revenue', 'Non-Tax Revenue' and 'Grants-in-aid and contributions' for the receipt heads (revenue account), and 'General Services', 'Social Services', 'Economic Services' and 'Grants-in-aid and contributions' for expenditure heads. Specific functions or services (such as Education, Sports, Art and Culture, Health and Family Welfare, Water Supply, Sanitation, Housing and Urban Development, etc. in respect of Social Services) are grouped in Sectors for expenditure heads. In Part III (Public Account) also, the transactions are grouped into sectors, such as 'Small Savings', 'Provident Funds', 'Reserve Funds', etc. The Sectors are sub-divided into major heads of account. In some cases, the Sectors are, in addition, sub-divided into sub-sectors before their division into major heads of account.

The major heads are divided into sub-major heads in some cases and minor heads, with a number of subordinate heads, generally known as sub-heads. The sub-heads are further divided into detailed heads. Under each of these heads, the expenditure is shown distributed between charged and voted. Sometimes major heads are also divided into sub-major heads before their further division into minor heads. Apart from the Sectorial and sub-sectorial classification the Major Heads, Sub-Major Heads, Minor Heads, Sub-Heads, Detailed Heads and Object Heads together constitute a six-tier arrangement of the classification structure of the Government Accounts. The major, minor and sub-heads prescribed for the classification of expenditure in the general accounts are not necessarily identical with the Grants, sub-heads and other units of allotments which are adopted by the Governments for Demands for Grants presented to the Parliament or Legislatures but in general a certain degree of correlation is maintained between the Demands for Grants and the Finance Accounts.

The major heads of accounts, falling within the sectors for expenditure heads, generally correspond to functions of Government, while the minor heads, subordinate to them, identify the programmes undertaken to achieve the objectives of the function represented by the major head. The sub-head represents the scheme, the detailed head, the sub-scheme and object head the object level of classification.

3. Coding Pattern

Major Heads:- From 1st April 1987 a four digit Code has been allotted to the major heads, the first digit indicating whether the major head is a Receipt head or Revenue Expenditure head or Capital Expenditure head or a Loan head.

The first digit of code for Revenue Receipt head is either '0' or '1'. Adding 2 to the first digit code of the Revenue Receipt head will give the number allotted to corresponding Revenue Expenditure head; adding another 2, the Capital Expenditure; and another 2, the Loan head of Account. For example, for Crop Husbandry code 0401 represents the Receipt head, 2401 the revenue expenditure head, 4401 Capital Outlay head and 6401 Loan head.

Such a pattern is, however, not relevant for those departments which are not operating Capital/Loan heads of accounts e.g. Department of Supply. In a few cases, where receipt and expenditure are not heavy, certain functions have been combined under a single major head, the functions themselves forming sub-major heads under the Major head.

Sub Major Heads:- A two digit code has been allotted, the code starting from 01 under each Major Head. Where no sub-major head exists it is allotted a Code '00'. The nomenclature 'General' has been allotted Code '80' so that even after further sub-major heads are introduced the Code for 'General' will continue to remain the last one.

Minor Heads:- These have been allotted a three digit code, the codes starting from '001' under each sub major/major head (where there is no sub-major head). Codes from '001' to '100' and few codes '750' to '900' have been reserved for certain standard minor heads. The coding pattern for minor heads has been designed in such a way that in respect of certain minor heads having a common nomenclature under many major/sub-major heads, the same three digit code is adopted as far as possible.

Under this scheme of codification, the receipt major heads (revenue account) are assigned the block numbers from 0020 to 1606, expenditure major heads (revenue account) from 2011 to 3606, expenditure major heads (capital account) from 4046 to 5475, major heads under 'Public Debt' from 6001 to 6004 and those under 'Loans and Advances', 'Inter-State Settlement' and 'Transfer to Contingency Fund' from 6075 to 7999. The code number 4000 has been assigned for Capital receipt major head. The only major head 'Contingency Fund' in Part II 'Contingency Fund' has been assigned the code number 8000. The major heads in the Public Account are assigned the code numbers from 8001 to 8999.

4. The transactions included in these accounts represent mainly the actual cash receipts and disbursements during the financial year April to March as distinguished from amounts due to or from Government during the same period. The cash basis system is, however, not entirely suitable for recording the transactions and presenting the true state of affairs of Government commercial undertakings run on commercial principles. The detailed accounts of this class of undertakings are, therefore, maintained outside the regular accounts in proper commercial form and are subject to test check by the Indian Audit and Accounts Department.

5. The figures of actuals shown in these accounts are net, after taking into account the recoveries, although the Demands for Grants presented to Legislature and the Appropriation Accounts are for gross expenditure and exclude the credits and recoveries which are otherwise taken as reduction of expenditure.

PART - I
SUMMARISED STATEMENTS

**STATEMENT
SUMMARY OF**

Receipts	Actuals	
(1)	1996-97 (2) (In lakhs of rupees)	1997-98 (3)
PART I CONSOLIDATED		
(I) Revenue		
Receipt Heads (Revenue Account)		
A. Tax Revenue		
<i>(a) Taxes on Income and Expenditure</i>		
0021. Taxes on Income other than Corporation Tax	38,18.00	59,52.00
0028. Other Taxes on Income and Expenditure	5,13.60	5,15.76
Total : (a) Taxes on Income and Expenditure	43,31.60	64,67.76
<i>(b) Taxes on Property and Capital Transactions</i>		
0029. Land Revenue	75.99	29.99
0030. Stamps and Registration Fees	1,40.07	1,44.02
Total : (b) Taxes on Property and Capital Transactions	2,16.06	1,74.01
<i>(c) Taxes on Commodities and Services</i>		
0039. State Excise	1,79.53	1,85.37
0040. Sales Tax	19,29.53	23,98.03
0041. Taxes on Vehicles	1,34.33	1,37.74
0042. Taxes on Goods and Passengers	37.76	38.05
0043. Taxes and Duties on Electricity	0.11	0.09
0045. Other Taxes and Duties on Commodities and Services	1,07.36	1,23.40
Total : (c) Taxes on Commodities and Services	23,88.62	28,82.68
Total : A. Tax Revenue	69,36.28	95,24.45
B. Non-Tax Revenue		
<i>(a) Fiscal Services</i>		
0047. Other Fiscal Services	0.14	*
Total : (a) Fiscal Services	0.14	*
<i>(b) Interest Receipts, Dividends and Profits</i>		
0049. Interest Receipts	1,04.62	90.86
0050. Dividends and Profits	2.15	0.12
Total : (b) Interest Receipts, Dividends and Profits	1,06.77	90.98

* Rs. 14 only

NO.1
TRANSACTIONS

	Disbursements (4)	Actuals	
		1996-97 (5)	1997-98 (6)
(In lakhs of rupees)			
FUND			
Expenditure Heads (Revenue Account)			
A. General Services			
(a) Organs of State			
2011.	Parliament/State/Union Territory Legislatures	3,43.47	3,73.49
2012.	President, Vice-President/Governor/Administrator of Union Territories	74.27	92.64
2013.	Council of Ministers	1,27.67	1,50.35
2014.	Administration of Justice	5,00.34	3,28.21
2015.	Elections	5,07.87	4,71.05
Total : (a) Organs of State		<u>15,53.62</u>	<u>14,15.74</u>
(b) Fiscal Services			
(ii) Collection of Taxes on Property and Capital Transactions			
2029.	Land Revenue	5,38.90	7,32.45
2030.	Stamps and Registration	26.31	38.96
Total : (ii) Collection of Taxes on Property and Capital Transactions		<u>5,65.21</u>	<u>7,71.41</u>
(iii) Collection of Taxes on Commodities and Services			
2039.	State Excise	76.32	78.67
2040.	Sales Tax	85.82	90.34
2041.	Taxes on Vehicles	1,19.90	1,10.19
2045.	Other Taxes and Duties on Commodities and Services	5.25	5.51
Total : (iii) Collection of Taxes on Commodities and Services		<u>2,87.29</u>	<u>2,84.71</u>
(iv) Other Fiscal Services			
2047.	Other Fiscal Services	23.54	25.70
Total : (iv) Other Fiscal Services		<u>23.54</u>	<u>25.70</u>
Total : (b) Fiscal Services		<u>8,76.04</u>	<u>10,81.82</u>

**STATEMENT
SUMMARY OF**

Receipts	Actuals	
(1)	1996-97 (2)	1997-98 (3)
	<i>(In lakhs of rupees)</i>	

PART I CONSOLIDATED
(I) Revenue

Receipt Heads (Revenue Account) - Contd.		
B. Non-Tax Revenue - Contd.		
(c) Other Non-Tax Revenue		
<i>(i) General Services</i>		
0051. Public Service Commission	0.32	3.02
0055. Police	1,99.39	49.44
0056. Jails	0.15	...
0058. Stationery and Printing	16.12	8.59
0059. Public Works	3,01.89	5,04.16
0070. Other Administrative Services	60.95	2,25.04
0071. Contributions and Recoveries towards Pension and Other Retirement Benefits	13.31	10.14
0075. Miscellaneous General Services	20,50.30	15,08.52
Total : (i) General Services	26,42.43	23,08.91
<i>(ii) Social Services</i>		
0202. Education, Sports, Art and Culture	74.05	62.44
0210. Medical and Public Health	49.55	18.32
0211. Family Welfare	0.27	1.20
0215. Water Supply and Sanitation	79.55	86.54
0216. Housing	30.96	37.25
0217. Urban Development	*	...
0220. Information and Publicity	2.69	3.06
0230. Labour and Employment	0.69	1.88
0235. Social Security and Welfare	49.08	46.22
0250. Other Social Services	**	0.15
Total : (ii) Social Services	2,86.84	2,57.06

* Rs. 150 only

** Rs. 329 only

NO.1
TRANSACTIONS

Disbursements	Actuals	
	1996-97 (5) (In lakhs of rupees)	1997-98 (6)
(4)		
FUND - Contd.		
Contd.		
Expenditure Heads (Revenue Account) - Contd.		
A. General Services - Concl'd.		
<i>(c) Interest Payments and Servicing of Debt</i>		
2049. Interest Payments	65,59.51	78,89.93
Total : <i>(c) Interest Payments and Servicing of Debt</i>	65,59.51	78,89.93
<i>(d) Administrative Services</i>		
2051. Public Service Commission	49.05	68.68
2052. Secretariat - General Services	7,55.15	9,41.70
2053. District Administration	5,45.73	5,89.19
2054. Treasury Accounts and Administration	2,04.94	2,19.49
2055. Police	76,95.23	89,16.18
2056. Jails	2,68.37	2,97.06
2058. Stationery and Printing	1,74.79	1,73.27
2059. Public Works	2,08.78	(a) (-) 2,12.79
2070. Other Administrative Services	6,33.69	7,05.46
Total : <i>(d) Administrative Services</i>	1,05,35.73	1,16,98.24
<i>(e) Pensions and Miscellaneous General Services</i>		
2071. Pensions and Other Retirement Benefits	46,63.36	53,83.69
2075. Miscellaneous General Services	25.05	28.05
Total : <i>(e) Pensions and Miscellaneous General Services</i>	46,88.41	54,11.74
Total : A. General Services	2,42,13.31	2,74,97.47

(a) Recoveries in excess of actuals

**STATEMENT
SUMMARY OF**

Receipts	Actuals	
(1)	1996-97 (2) (In lakhs of rupees)	1997-98 (3)
PART I CONSOLIDATED		
(I) Revenue		
Receipt Heads (Revenue Account) - Contd.		
B. Non-Tax Revenue - Concl'd.		
<i>(c) Other Non-Tax Revenue - Concl'd.</i>		
<i>(iii) Economic Services</i>		
0401. Crop Husbandry	39.81	13.39
0402. Soil and Water Conservation	0.34	0.05
0403. Animal Husbandry	15.19	14.53
0404. Dairy Development	9.12	8.97
0405. Fisheries	4.36	5.99
0406. Forestry and Wild Life	2,80.92	2,97.97
0407. Plantations
0408. Food Storage and Warehousing	0.06	0.12
0415. Agricultural Research & Education	...	0.09
0425. Co-operation	10.19	4.15
0435. Other Agricultural Programmes	1.22	5.89
0515. Other Rural Development Programmes	6.05	6.04
0701. Major and Medium Irrigation	57.30	42.49
0702. Minor Irrigation	0.45	3.22
0801. Power	18,17.86	8,71.68
0802. Petroleum	0.09	0.05
0810. Non Conventional Sources of Energy	9.23	3.05
0851. Village and Small Industries	11.20	13.56
0852. Industries	1.63	6.74
0853. Non-ferrous Mining and Metallurgical Industries	1.03	0.21
0875. Other Industries	*	68.97
1054. Roads and Bridges	22.87	25.64
1425. Other Scientific Research	0.59	0.45
1452. Tourism	2.11	5.19
1475. Other General Economic Services	2.32	1.95
Total : <i>(iii) Economic Services</i>	22,93.94	14,00.39
Total : <i>(c) Other Non-Tax Revenue</i>	52,23.22	39,66.36
Total : B. Non-Tax Revenue	53,30.13	40,57.34

* Rs. 87 only

NO.1
TRANSACTIONS

	Disbursements (4)	Actuals	
		1996-97 (5)	1997-98 (6)
<i>(In lakhs of rupees)</i>			
FUND - Contd.			
Contd.			
Expenditure Heads (Revenue Account) - Contd.			
B. Social Services			
(a) Education, Sports, Art and Culture			
2202.	General Education	1,65,20.65	1,78,20.75
2203.	Technical Education	1,21.04	1,29.85
2204.	Sports and Youth Services	5,36.39	19,13.23
2205.	Art and Culture	2,17.75	2,32.12
Total : (a) Education, Sports, Art and Culture		1,73,95.83	2,00,95.95
(b) Health and Family Welfare			
2210.	Medical and Public Health	34,78.70	39,62.83
2211.	Family Welfare	5,80.72	6,22.05
Total : (b) Health and Family Welfare		40,59.42	45,84.88
(c) Water Supply, Sanitation, Housing and Urban Development			
2215.	Water Supply and Sanitation	12,01.85	3,28.15
2216.	Housing	1,57.61	1,67.35
2217.	Urban Development	6,92.73	4,42.41
Total : (c) Water Supply, Sanitation, Housing and Urban Development		20,52.19	9,37.91
(d) Information and Broadcasting			
2220.	Information and Publicity	1,28.75	1,62.11
Total : (d) Information and Broadcasting		1,28.75	1,62.11
(e) Welfare of Scheduled Castes, Scheduled Tribes and Other Backward Classes			
2225.	Welfare of Scheduled Castes, Scheduled Tribes and Other Backward Classes	17,90.93	20,48.92
Total : (e) Welfare of Scheduled Castes, Scheduled Tribes and Other Backward Classes		17,90.93	20,48.92

**STATEMENT
SUMMARY OF**

Receipts	Actuals	
(1)	1996-97 (2) (In lakhs of rupees)	1997-98 (3)

PART I CONSOLIDATED
(I) Revenue -

Receipt Heads (Revenue Account) - Contd.

C. Grants-In-Aid and Contributions

1601. Grants-in-aid from Central Government	5,06,57.01	4,75,89.21
1603. States' Share of Union Excise Duties	1,93,67.00	2,51,30.00
Total : C Grants-In-Aid and Contributions	<u>7,00,24.01</u>	<u>7,27,19.21</u>
Total : Receipt Heads (Revenue Account)	<u>8,22,90.42</u>	<u>8,63,01.00</u>

NO.1
TRANSACTIONS

Disbursements (4)	Actuals	
	1996-97 (5) <i>(In lakhs of rupees)</i>	1997-98 (6)
FUND - <i>Contd.</i>		
<i>Contd.</i>		
Expenditure Heads (Revenue Account) - <i>Contd.</i>		
B. Social Services - <i>Concl'd.</i>		
<i>(f) Labour and Labour Welfare</i>		
2230. Labour and Employment	2,89.09	2,73.19
Total : <i>(f) Labour and Labour Welfare</i>	<u>2,89.09</u>	<u>2,73.19</u>
<i>(g) Social Welfare and Nutrition</i>		
2235. Social Security and Welfare	13,74.72	18,23.75
2236. Nutrition	1,71.38	1,91.94
2245. Relief on account of Natural Calamities	53.50	1,96.00
Total: <i>(g) Social Welfare and Nutrition</i>	<u>15,99.60</u>	<u>22,11.69</u>
<i>(h) Others</i>		
2250. Other Social Services	46.04	51.23
2251. Secretariat - Social Services	1,32.29	1,47.73
Total : <i>(h) Others</i>	<u>1,78.33</u>	<u>1,98.96</u>
Total : B. Social Services	<u>2,74,94.14</u>	<u>3,05,13.61</u>
C. Economic Services		
<i>(a) Agriculture and Allied Activities</i>		
2401. Crop Husbandry	20,88.74	17,73.05
2402. Soil and Water Conservation	10,07.94	10,48.86
2403. Animal Husbandry	13,58.23	13,70.99
2404. Dairy Development	45.00	86.93
2405. Fisheries	5,61.99	6,12.79
2406. Forestry and Wild Life	14,40.98	10,54.58
2407. Plantations	17.91	15.15
2408. Food Storage and Warehousing	3,37.78	3,80.61
2415. Agricultural Research and Education	1,35.47	1,71.10
2425. Co-operation	4,31.62	4,29.02
2435. Other Agricultural Programmes	10.18	6.68
Total: <i>(a) Agriculture and Allied Activities</i>	<u>74,35.84</u>	<u>69,49.76</u>

**STATEMENT
SUMMARY OF**

Receipts	Actuals	
(1)	1996-97 (2)	1997-98 (3)
	<i>(In lakhs of rupees)</i>	

PART I CONSOLIDATED
(I) Revenue -

NO.1
TRANSACTIONS

Disbursements	Actuals	
	1996-97 (5)	1997-98 (6)
(4)	(5)	(6)
	<i>(In lakhs of rupees)</i>	
FUND - Contd.		
Contd.		
Expenditure Heads (Revenue Account) - Contd.		
C. Economic Services - Contd.		
<i>(b) Rural Development</i>		
2501. Special Programmes for Rural Development	4,60.44	97.19
2505. Rural Employment	5,55.37	7,13.23
2515. Other Rural Development Programmes	7,64.28	8,55.71
Total : <i>(b) Rural Development</i>	17,80.09	16,66.13
<i>(c) Special Areas Programmes</i>		
2552. North Eastern Areas	18.97	91.04
Total : <i>(c) Special Areas Programmes</i>	18.97	91.04
<i>(d) Irrigation and Flood Control</i>		
2701. Major and Medium Irrigation	4,58.81	7,49.81
2702. Minor Irrigation	1,88.41	2,14.08
2705. Command Area Development	3,07.80	3,11.13
2711. Flood Control and Drainage	6,57.15	5,21.99
Total : <i>(d) Irrigation and Flood Control</i>	16,12.17	17,97.01
<i>(e) Energy</i>		
2801. Power	49,76.28	69,18.92
2810. Non-Conventional Sources of Energy	59.46	34.30
Total : <i>(e) Energy</i>	50,35.74	69,53.22
<i>(f) Industry and Minerals</i>		
2851. Village and Small Industries	15,87.60	17,60.51
2852. Industries	39.90	29.34
2853. Non-ferrous Mining and Metallurgical Industries	63.11	1,21.00
Total : <i>(f) Industry and Minerals</i>	16,90.61	19,10.85
<i>(g) Transport</i>		
3054. Roads and Bridges	8,52.68	6,50.59
3055. Transport	08.51	13.94
Total : <i>(g) Transport</i>	8,61.19	6,64.53

**STATEMENT
SUMMARY OF**

Receipts	Actuals	
(1)	1996-97 (2)	1997-98 (3)
	<i>(In lakhs of rupees)</i>	

PART I CONSOLIDATED
(I) Revenue -

(2) Capital, Public Debt, Loans etc.

E. Public Debt		
6003. Internal Debt of the State Government	2,93,73.72	6,02,44.76
6004. Loans and Advances from the Central Government	65,41.26	1,33,29.60
	<hr/>	<hr/>
Total : E. Public Debt	3,59,14.98	7,35,74.36
F. Loans and Advances		
Recoveries of Loans and Advances	82.49	61.90
	<hr/>	<hr/>
Total : F. Loans and Advances	82.49	61.90
	<hr/>	<hr/>
Total : Consolidated Fund	11,82,87.89	15,99,37.26
	<hr/>	<hr/>

NO.1
TRANSACTIONS

Disbursements (4)	Actuals	
	1996-97 (5) (In lakhs of rupees)	1997-98 (6)
FUND - Concl'd.		
Concl'd.		
Expenditure Heads (Revenue Account) - Concl'd.		
C. Economic Services - Concl'd.		
<i>(i) Science, Technology and Environment</i>		
3425. Other Scientific Research	66.46	42.33
3435. Ecology and Environment	39.16	24.73
Total : <i>(i) Science, Technology and Environment</i>	1,05.62	67.06
<i>(j) General Economic Services</i>		
3451. Secretariat - Economic Services	3,99.81	6,53.93
3452. Tourism	67.19	1,30.83
3453. Foreign Trade and Export Promotion
3454. Census Surveys and Statistics	2,45.78	2,73.85
3475. Other General Economic Services	70.23	74.98
Total : <i>(j) General Economic Services</i>	7,83.01	11,33.59
Total : C. Economic Services	1,93,23.24	2,12,33.19
Total : Expenditure Heads (Revenue Account)	7,10,30.69	7,92,44.27
Revenue Surplus	1,12,59.73	70,56.73
(2) Capital, Public Debt, Loans etc.		
Expenditure Heads (Capital Account)		
(Figures for each Major Head are given in Statement No.2)		
	2,62,55.21	2,54,56.06
E. Public Debt		
6003. Internal Debt of the State Government	2,21,04.51	4,15,11.44
6004. Loans and Advances from the Central Government	33,71.89	74,66.21
Total : E. Public Debt	2,54,76.40	4,89,77.65
F. Loans and Advances		
Loans and Advances	7,82.33	6,38.18
Total : F. Loans and Advances	7,82.33	6,38.18
Total : Consolidated Fund	12,35,44.63	15,43,16.16

**STATEMENT
SUMMARY OF**

Receipts	Actuals	
(1)	1996-97 (2)	1997-98 (3)
	(In lakhs of rupees)	

PART III - PUBLIC

I. Small Savings, Provident Funds, etc. (B)	56,03.38	53,47.40
J. Reserve Funds (C)		
Reserve Funds not bearing Interest	...	1,96.56
K. Deposits and Advances (C)		
Deposits not bearing Interest	86,00.46	1,43,49.71
Advances	...	1,64.30
L. Suspense and Miscellaneous (C)	4,42,15.94	2,29,72.78
M. Remittances (C)	4,78,00.61	5,13,72.33
Total : Public Account	<u>10,62,20.39</u>	<u>9,44,03.08</u>
Total : Receipts	<u>22,45,08.28</u>	<u>25,43,40.34</u>
Opening Cash Balance :	(-)51,71.86	(-)36,22.44
Grand Total :	<u>21,93,36.42</u>	<u>25,07,17.90</u>

(B) A more detailed account is given in Statement No.16

(C) A more detailed account is given in Statement No.15

**NO.1
TRANSACTIONS**

Disbursements (4)	Actuals	
	1996-97 (5)	1997-98 (6)
	<i>(In lakhs of rupees)</i>	
ACCOUNT		
I. Small Savings, Provident Funds, etc. (B)	46,48.99	34,37.88
J. Reserve Funds (C)		
Reserve Funds not bearing Interest	1.26	0.05
K. Deposits and Advances (C)		
Deposits bearing Interest
Deposits not bearing Interest	53,08.26	91,08.85
Advances	...	1,67.29
L. Suspense and Miscellaneous (C)	4,35,68.88	2,39,57.43
M. Remittances (C)	4,19,79.92	5,95,63.48
Total : Public Account	<u>9,55,07.31</u>	<u>9,62,34.98</u>
Total : Disbursements	<u>21,90,51.94</u>	<u>25,05,51.14</u>
Closing Cash Balance :	<u>2,84.48</u>	<u>1,66.76</u>
Grand Total :	<u>21,93,36.42</u>	<u>25,07,17.90</u>

(B) A more detailed account is given in Statement No.16

(C) A more detailed account is given in Statement No.15

STATEMENT NO.1 - Contd.

Explanatory Notes

1. The transactions on revenue account resulted in surplus of Rs.70.57 crores in 1997-98 as against surplus of Rs. 112.60 crores in 1996-97. Taking into account the transactions other than on revenue account, Public Account, there was an overall surplus of Rs.37.89 crores during 1997-98 as against surplus of Rs.54.56 crores during 1996-97 as indicated below :-

(1)	1996-97 (2)	1997-98 (3)
	(In crores of rupees)	
Opening Cash Balance	(-) 51.72	(*) (-) 36.22
<i>Part I - Consolidated Fund</i>		
(a) Transactions on Revenue Account		
(i) Receipts	8,22.90	8,63.01
(ii) Expenditures	7,10.30	7,92.44
(iii) Revenue surplus (+)/ deficit (-)	(+) <u>1,12.60</u>	(+) <u>70.57</u>
(b) Transactions other than on Revenue Account		
(i) Capital expenditure-Payments (-)	(-)2,62.55	(-)2,54.56
(ii) Public Debt (net) -Receipts (+)/ Payments (-)	(+) <u>1,04.38</u>	(+) <u>2,45.96</u>
(iii) Loans and Advances by the State Government (net) - Payments (-)	(-) 7.00	(-) 5.76
Total : Consolidated Fund - (net)	(-) <u>52.57</u>	(-) <u>56.21</u>
<i>Part III - Public Account</i>		
Small Savings, Provident Funds, Reserve Funds, Deposits and Advances and Suspense and Miscellaneous (net)-Receipts (+)/ Payments (-)	(+) <u>48.92</u>	(+) <u>63.59</u>
Remittances (net)-Receipts (+)/ Payments (-)	(+) <u>58.21</u>	(-) <u>81.91</u>
Total : Public Account (net) -Receipts (+)/ Payments (-)	(+) <u>1,07.13</u>	(-) <u>18.32</u>
Overall deficit (-)/surplus (+)	54.56	(+) <u>37.89</u>
Closing Cash Balance	2.84	(-) 1.67

(*) Exhibited balance of currency transfer to Cash Balance

STATEMENT NO.1 - Contd.

2.(a) Receipts from Government of India: Of the revenue receipts of Rs.8,63.01 crores in 1997-98, Rs.7,86.71 crores were received from the Government of India as follows :-

	Amount (In crores of rupees)
(i) Share of net proceeds of Taxes on Income other than Corporation Tax	59.52
Union Excise Duties	2,51.30
(ii) Grants-in-aid from the Central Government	4,75.89
Total :	<u>7,86.71</u>

(b) Revenue raised by the Government :

The revenue raised by the State Government was Rs. 76.30 crores and comprised of the following :

(In crores of rupees)

(i) Tax Revenue	35.73
(ii) Non-Tax Revenue	40.57
	<u>76.30</u>

3. Taxation changes during the year : No new tax was levied during the year.

4. Revenue receipts : There was a net increase of Rs. 40.11 crores in the revenue receipts from Rs.8,22.90 crores in 1996-97 to Rs.8,63.01 crores in 1997-98. The increase occurred mainly under :-

Major head of account (1)	Increase (2) (In crores of rupees)	Main reasons (3)
0021. Taxes on Income other than Corporation Tax	21.34	Increase in share of net proceeds assigned to States (Rs.21.34 crores).
0040. Sales Tax	4.60	More receipts under States Sales Tax (Rs.4.60 crores).
0059. Public Works	2.02	More receipts under Other Receipts.
0070. Other Administrative Service	1.64	More receipts under Other Receipts. (Rs. 1.64 crores).
1603. State Share of Union Excise Duties	57.63	Increase in State Share of Union Excise Duties (Rs.57.63 crores).

STATEMENT NO.1 - Contd.

These increases were partly off-set by decreases mainly under :-

Major head of account (1)	Decrease (2) (In crores of rupees)	Main reasons (3)
0055. Police	1.50	Less receipt under Police supplied to Other Government.
0075. Misc. General Services	5.42	Less receipt under State Lotteries
0801. Power	9.46	Less receipt under other receipts
1601. Grants-in-aid from Central Government	30.68	Decrease in Grants-in-aid from Central Government.

5. *Expenditure on Revenue Account* : There was a net increase of Rs.82.14 crores in the expenditure on Revenue account from Rs.7,10.30 crores in 1996-97 to Rs.7,92.44 crores in 1997-98. The increase occurred mainly under :-

Major head of account (1)	Increase (2) (In crores of rupees)	Main reasons (3)
2029. Land Revenue	1.94	More expenditure on Survey & Settlement Operation (Rs.1.29 crores).
2049. Interest Payments	13.30	Interest on Small Savings, Provident Funds etc.(Rs.1.77 crore). Interest on Loans and Advances from Central Government (Rs.27.11 crores). which was off set by less payment of interest on Internal Debt (Rs. 15.59 crores).
2052. Secretariat - General Services	1.87	More expenditure on Secretariat Services.
2055. Police	12.21	More expenditure on Direction and Administration (Rs.2.72 crores), Wireless and Computers (Rs.1.00 Crore), & Special Force (Rs. 7.86 crores).
2701. Major & Medium Irrigation	2.91	More expenditure on Other Expenditure (Rs.3.65 crores).
2851. Village & Small Industries	1.73	More expenditure on Direction and Administration (Rs.1.09 crores).
3451. Sectt. Economic Services	2.54	More expenditure on Other Offices (Rs.2.50 crores).

STATEMENT NO.1 - Concl'd.

Major head of account (1)	Increase (2)	Main reasons (3)
(In crores of rupees)		
2071. Pensions and other retirement benefits	7.23	More payment of superannuation and retirement benefits (Rs. 5.28 crores), Family Pension (Rs. 1.00 crore)
2202. General Education	13.00	Increase in expenditure on Government Elementary Education (Rs. 4.53 crores), Secondary Education (Rs.6.45 crores), University and Higher Education(Rs.1.53 crores).
2210. Medical and Public Health	4.84	Increase in expenditure on Rural Health Service - Allopathy(Rs.3.00 crores) and Public Health (Rs.3.59 crores) which was partly off-set by less expenditure on Urban Health Services -Allopathy (Rs. 1.61 crores).
2225. Welfare of Scheduled Castes, Scheduled Tribes & Other Backward Classes	2.58	Increase in expenditure on Welfare of Scheduled Caste (Rs.2.95 crores) .
2235. Social Security & Welfare	4.29	More expenditure on Rehabilitation (Rs. 3.98 crores).
2801. Power	19.43	More expenditure on Hydel Generation (Rs.32.59 crores) and which was off-set by minus / less payment on Diesel /Gas Power Generation (Rs.13.16 crores).

These increases were partly off-set by decreases as under :

Major Head of Account	Decrease	Main Reasons
(In crores of rupees)		
2059. Public Works	4.22	Decrease due to more recovery on General Direction and Administration (Rs.3.01 crores)
2217. Urban Development	2.50	Decrease due to less payment on Other expenditure (Rs. 2.83 crores)
2401. Crop Husbandry	3.16	Decrease due to less payment on Food Grain Crops (Rs. 3.27 crores)
3054. Roads & Transports	2.02	Due to less expenditure on National Highways (Rs. 1.20 crores) & more recovery on State Highways Road Works (Rs. 1.23 crores) & less expenditure on General (Rs. 2.31 crores) which was partly off-set by District and Other Works (Rs. 2.72 crores).

STATEMENT NO. 2
CAPITAL OUTLAY-PROGRESSIVE CAPITAL OUTLAY TO THE END OF 1997-98

Nature of expenditure	Expenditure to the end of 1996-97 (2)	Expenditure during 1997-98 (3)	Expenditure to the end of 1997-98 (4)
(1)	(In lakhs of rupees)		
4059. Capital Outlay on Public Works	82,89.95	5,19.61	88,09.56
4070. Capital Outlay on Other Administrative Services	64.27	...	64.27
4202. Capital Outlay on Education, Sports, Art and Culture	96,88.61	44,51.27	1,41,39.88
4210. Capital Outlay on Medical and Public Health	19,16.60	1,01.47	20,18.07
4211. Capital Outlay on Family Welfare	3,20.19	0.05	3,20.24
4215. Capital Outlay on Water Supply and Sanitation	2,44,93.38	30,34.43	2,75,27.81
4216. Capital Outlay on Housing	56,47.49	5,87.02	62,34.51
4217. Capital Outlay on Urban Development	20,79.76 "a"	85.41	21,65.17
4220. Capital Outlay on Information and Publicity	16.63	0.42	17.05
4225. Capital Outlay on Welfare of Scheduled Castes, Scheduled Tribes and other Backward Classes	1,34.99	...	1,34.99
4235. Capital Outlay on Social Security and Welfare	1,54.76	7.57	1,62.33
4250. Capital Outlay on other Social Services	1,39.13	11.97	1,51.10
4401. Capital Outlay on Crop Husbandry	10,59.18	(-) 41.92	10,17.26
4402. Capital Outlay on Soil and Water Conservation	18,38.89	...	18,38.89
4403. Capital Outlay on Animal Husbandry	8,09.22	5.16	8,14.38
4404. Capital Outlay on Dairy Development	1,13.16	2.62	1,15.78
4405. Capital Outlay on Fisheries	2,79.25	8.48	2,87.73
4406. Capital Outlay on Forestry and Wild Life	7.42	...	7.42

"a" Differs Rs.0.01 lakh due to rounding

STATEMENT NO. 2 - Contd.
CAPITAL OUTLAY-PROGRESSIVE CAPITAL OUTLAY TO THE END OF 1997-98

Nature of expenditure	Expenditure to the end of 1996-97 (2)	Expenditure during 1997-98 (3)	Expenditure to the end of 1997-98 (4)
(1)	(In lakhs of rupees)		
4408. Capital Outlay on Food Storage and Warehousing	5,14.55	16.21	5,30.76
4415. Capital Outlay on Agricultural Research and Education	6,99.27	2,06.05	9,05.32
4416. Investments in Agricultural Financial Institutions	1,28.36	...	1,28.36
4425. Capital Outlay on Co-operation	15,46.91	1,57.67	17,04.58
4515. Capital Outlay on other Rural Develop- ment Programmes	28.20	5.05	33.25
4552. Capital Outlay on North Eastern Areas	57,93.68	3,80.76	61,74.44
4701. Capital Outlay on Major and Medium Irrigation	3,35,33.74	32,92.45	3,68,26.19
4702. Capital Outlay on Minor Irrigation	35,42.40	4,52.37	39,94.77
4705. Capital Outlay on Command Area Development	13.61	...	13.61
4711. Capital Outlay on Flood Control Projects	39,00.80	4,76.15	43,76.95
4801. Capital Outlay on Power Projects	3,42,37.96	50,18.24	3,92,56.20
4851. Capital Outlay on Village and Small Industries	12,10.64	"a"	6.56
4852. Capital Outlay on Iron and Steel Industries	17.11	...	17.11
4853. Capital Outlay on Non-Ferrous Mining and Metallurgical Industries	38.37	...	38.37
4854. Capital Outlay on Cement and Non- metallic Mineral Industries	29.85	...	29.85
4859. Capital Outlay on Telecommunication and Electronic Industries	1,89.40	...	1,89.40

"a" Differs Rs.0.01 lakh due to rounding.

STATEMENT NO. 2 - Concl'd.
CAPITAL OUTLAY-PROGRESSIVE CAPITAL OUTLAY TO THE END OF 1997-98

Nature of expenditure	Expenditure to the end of 1996-97	Expenditure during 1997-98	Expenditure to the end of 1997-98
(1)	(2)	(3)	(4)
	(In lakhs of rupees)		
4860. Capital Outlay on Consumer Industries	21,50.65	1.47	21,52.12
4885. Other Capital Outlay on Industries and Minerals	3,07.55	...	3,07.55
5054. Capital Outlay on Roads and Bridges	3,95,19.48"a"	63,67.33	4,58,86.81
5055. Capital Outlay on Road Transport	26,93.10"a"	2,47.18	29,40.28
5425. Capital Outlay on other Scientific and Environmental Research	55.77"a"	17.81	73.58
5452. Capital Outlay on Tourism	4,40.70"a"	37.20	4,77.90
Total :	<u>18,76,44.98</u>	<u>2,54,56.06</u>	<u>21,31,01.04</u>

Explanatory Notes

1. The Government invested Rs.3,68.33 lakhs during 1997-98 in Statutory Corporations (Rs.2,13.66 lakhs), and Co-operative Institutions (Rs.1,54.67 lakhs). The details of the Government investments as at the end of March 1998 are given in Statement No.13. The investments as at the end of 1995-96, 1996-97 and 1997-98 as also Dividend/Interest received by the Government thereon during those years are given in Appendix at the last page.

2. The financial results of the working of the departmentally managed Commercial Undertakings as disclosed in the latest available Proforma Accounts are as follows :

(i) 4408 Capital Outlay on Food Storage and Warehousing :

The accumulated loss by the Food and Civil Supply Department on the "Scheme for purchase of food grains" to the end of March 1986, the year upto which Proforma Accounts have been received was Rs.73.91 crores. The accounts for the years from 1986 - 87 to 1997 - 98 were in arrears.

(ii) 4801 Capital Outlay on Power Projects :

The accumulated loss sustained by the Manipur Electric Supply Undertakings to the end of 1982-83, the year upto which Proforma Accounts have been received was Rs.59.19 crores. The accounts for the years 1983 - 84 to 1997 - 98 were in arrears.

"a" Differs Rs.0.01 lakh due to rounding.

**STATEMENT NO. 3
DEBT POSITION**

(1) STATEMENT OF BORROWINGS

Nature of borrowing	Balance on 1st April 1997	Receipts during the year	Repayments during the year	Balance on 31st March 1998	Net increase+ decrease-
(1)	(2)	(3)	(4)	(5)	(6)
					(In crores of rupees)
E. Public Debt					
1. Internal Debt of the State Government	3,17.89	6,02.45	4,15.11	5,05.23	(+1,87.34
2. Loans and Advances from the Central Government	2,27.70	1,33.30	74.66	2,86.34	(+ 58.64
Total : Public Debt	<u>5,45.59</u>	<u>7,35.75</u>	<u>4,89.77</u>	<u>7,91.57</u>	<u>(+)2,45.98</u>
I. Small Savings, Provident Funds, etc.	1,53.13	53.47	34.38	1,72.22	(+ 19.09
Grand Total :	<u>6,98.72</u>	<u>7,89.22</u>	<u>5,24.15</u>	<u>9,63.79</u>	<u>(+)2,65.07</u>

No law has been passed by the Legislature of the State under the provisions of Article 293 of the Constitution laying down the limit within which Government may borrow on the security of the Consolidated Fund of the State.

Explanatory Notes

1. *Internal Debt of the State Government* - This covers mainly long term loans raised in the open market, borrowings from autonomous bodies like the Life Insurance Corporation of India, National Co-operative Development Corporation, etc., and borrowings of a purely temporary nature repayable within twelve months, such as ways and means advances from the Reserve Bank of India.

(i) Market Loans bearing interest

During the year, a loan of Rs.22.71 crores was raised redeemable at par in 2007 and carrying 13.05 per cent interest.

(ii) Loans from the Life Insurance Corporation of India

The State Government received Rs.2.80 crores as loans from the Life Insurance Corporation of India during the year 1997-98 and paid Rs.0.31 crore in repayment of outstanding loans. The State Government did not raise any loans from the General Insurance Corporation of India during 1997-98 and paid Rs.1.95 crore in repayment of the outstanding loans.

STATEMENT NO. 3 - Contd.

DEBT POSITION

(1) STATEMENT OF BORROWINGS

(iii) Loans from the National Bank for Agricultural and Rural Development

These loans are meant for contribution to Share Capital of the Co-operative Credit Institutions.

(iv) Loans from other Institutions

Position of loans is given in Annexure to Statement No. 16.

(v) Ways and Means Advances from the Reserve Bank of India

These are borrowings of the purely temporary nature to cover the deficit in the minimum cash balance of Rs.10 lakhs required to be maintained with the Bank. In addition to the Ways and Means Advances, Overdrafts are given by the Bank if the State Government has a minus balance even after availing of the maximum advance. The State Government obtained Ways and Means Advances and Overdrafts to the extent indicated below from the Reserve Bank of India during 1997-98.

	Opening balance	Receipts	Repayments	Closing balance	Interest paid
	(1)	(2)	(3)	(4)	(5)
(In crores of rupees)					
1) Ways and Means Advances	5.88	2,08.92	2,06.80	8.00	1.20
2) Shortfall and Overdrafts	58.39	3,47.55	2,01.04	2,04.90	0.75
Total :	<u>64.27</u>	<u>5,56.47</u>	<u>4,07.84</u>	<u>2,12.90</u>	<u>1.95</u>

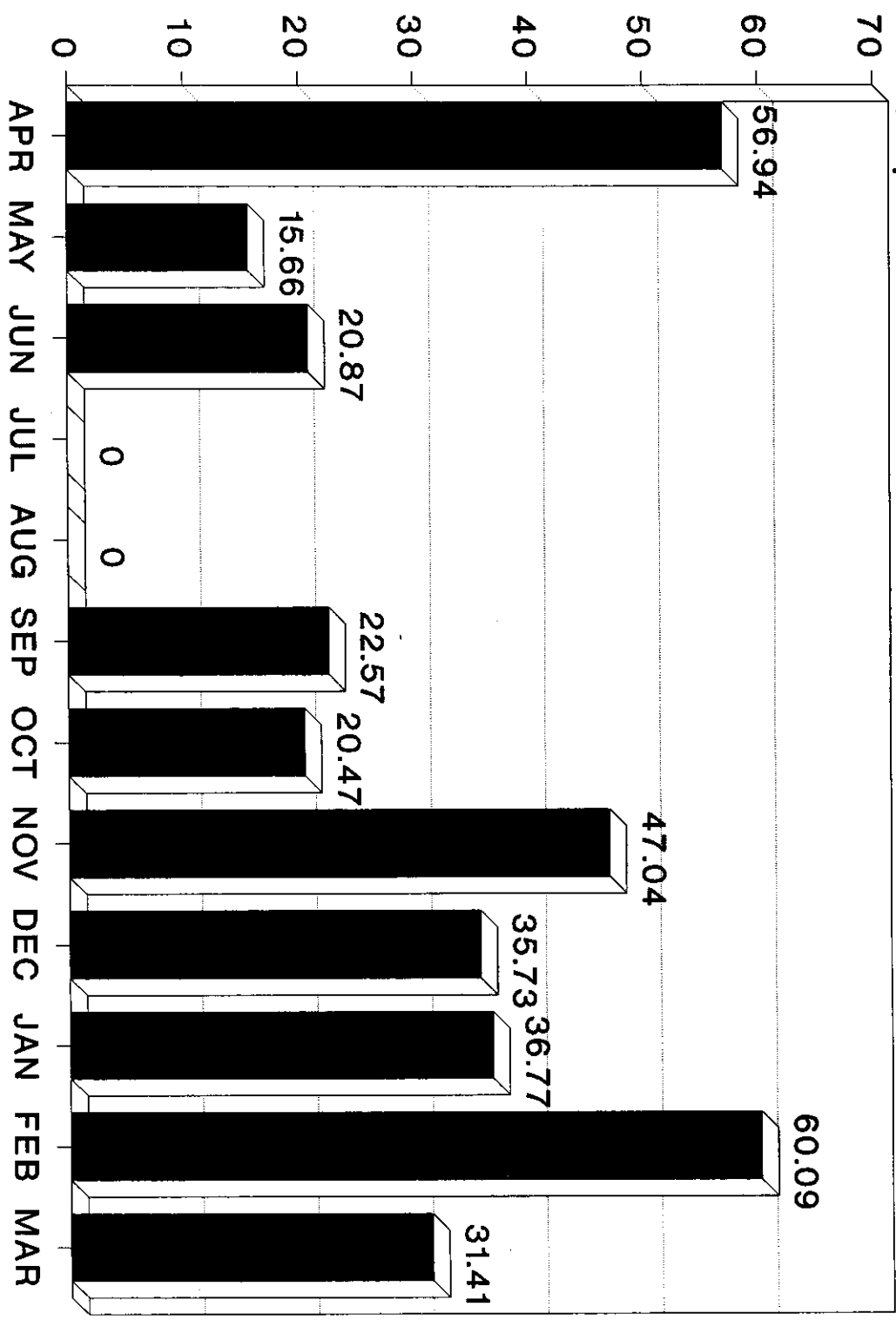
2. *Loans and Advances from the Central Government* - Details of loans taken by the State from Government of India are given in Annexure to Statement No. 16.

Arrangements for amortisation - The Government of Manipur have not considered any arrangement necessary for amortisation of loans taken from Government of India ; their view is that in the present context when all the resources available with the State are mobilised for financing development schemes and when no real surplus is available for redemption of debt, there is no reason for disturbing the revenue accounts by including provision for non-obligatory sinking funds for repayment of loans.

3. *Small Savings, Provident Funds, etc.* - This comprises the provident fund balances of Government servants and certain other funds. The particulars are given in Statement No. 16.

OVERDRAFT OF THE STATE DURING 1997-98

(Rupees in Crores)



STATEMENT NO. 3 - Contd.

DEBT POSITION

(1) STATEMENT OF BORROWINGS

(11) OTHER OBLIGATIONS

In addition to the above, the balances at the credit of earmarked and other funds as also certain deposits, to the extent to which they have not been invested but are merged with the general cash balance of Government, also constitute the liability of Government. The amount of such liability at the end of 1997-98 was RS.1,79.48 crores as shown below; further details are given in Statement Nos. 15 and 18 :

Nature of borrowing	(In crores of rupees)			
	(1)	(2)	(3)	(4)
	Balance on 1st April 1997	Receipts during the year	Repayments during the year	Balance on 31st March 1998
	+	+	-	+
Interest bearing obligations - Deposits of Local Funds, etc.	2.36	2.36
Non-Interest bearing obligations - Deposits of Local Funds, Civil (11) Deposits of (11) Deposits of Local Funds, Civil Deposits, etc.	6.36	1.97	...	8.33
(1) Other earmarked funds, etc.
Total :	1,25.10	1,43.50	91.09	1,79.48
				(+) 54.38

STATEMENT NO. 3 - Concl.

DEBT POSITION

(1) STATEMENT OF BORROWINGS

(111) SERVICE OF DEBT

Interest on debt and other obligations - The outstanding gross debt and other obligations and the total net amount met from revenue during 1996-97 and 1997-98 on interest charged thereon were as shown below :

Net increase + decrease - during the Year	(In crores of rupees)	
	(1)	(2)
	7,01.09	9,66.15
	1,25.10	1,77.51
		(+) 52.41
		Interest paid by Government -
		On Public Debt and Small Savings, Provident Funds, etc.
	65.60	78.90
		(+) 13.30
		(11) Deduct -
		(a) Interest received on loans and advances given by Government
	0.69	0.12
		(-) 0.57
		(b) Interest realised on investment of cash balances
	0.36	0.78
		(+) 0.42
		(111) Net amount of interest charges
	64.55	78.00
		(+) 13.45
		Percentage of gross interest [Item (1)] to total revenue receipts
	7.97	9.14
		Percentage of net interest [Item (111)] to total revenue receipts
	7.84	9.04

**STATEMENT NO. 4
LOANS AND ADVANCES BY THE STATE GOVERNMENT
(1) STATEMENT OF LOANS AND ADVANCES**

Category of loan and advances
Outstan- Paid Repaid Outstan- Net
ding on during during during on addition(+)
1st April the year 31st March during the
1997 1998 year
(1) (2) (3) (4) (5) (6)
(In lakhs of rupees)

6202. Loans for Education, Sports, Art and Culture	10.73	...	10.73
6215. Loans for Water Supply and Sanitation	5,16.48	51.43	5,67.91	(+) 51.43	(+) 3,49.89
6216. Loans for Housing and Sanitation	16,31.03	3,50.00	19,80.92	(+) 3,49.89	...
6217. Loans for Urban Development	88.69	...	88.69
6225. Loans for Welfare of Scheduled Castes/ Scheduled Tribes and Other Backward Classes	2.40	...	2.40
6235. Loans for Social Security and Welfare	34.68	...	34.68
6401. Loans for Crop Security and Welfare	1,25.79	...	1,25.79
6403. Loans for Animal Husbandry	0.50	...	0.50
6405. Loans for Fisheries Husbandry	22.56	...	22.40	(-) 0.16	...
6425. Loans for Co-operation Loans for Fisheries	7,29.37	2,25.66	9,52.59	(+) 2,23.22	...
6515. Loans for Other Rural Development Programmes	0.78	...	0.78
6851. Loans for Village and Small Industries	6,01.48	2.83	6,03.28	(+) 1.80	...
7610. Loans to Government Servants, etc.	5,40.64	8.26	4,90.74	(-) 49.90	...
7615. Miscellaneous Loans	8.46	...	8.46
Total :	43,13.59	6,38.18	48,89.87	(+) 5,76.28	...

Note : (A) A more detailed account is given in Statement No. 17.

(11) RECOVERIES IN ARREARS

(a) The arrears in recovery of the loans given to the Impnal Municipality, detailed accounts of which are maintained in Accounts Office were Rs.8.10 lakhs (Principal Rs.2.62 lakhs and Interest Rs.5.48 lakhs) on 31st March, 1998.

(b) The position of arrears in recovery of Loans as on 31st March, 1998 detailed accounts of which are maintained by departmental officers has not been received from departments (November 1998).

STATEMENT NO. 5

GUARANTEES GIVEN BY THE GOVERNMENT FOR REPAYMENT OF LOANS, ETC. RAISED BY THE STATUTORY CORPORATIONS, LOCAL BODIES AND OTHER INSTITUTIONS

The guarantees given by the Government are given below :-

Loans	Maximum amount. Guaranteed	Sum Guaranteed	Interest
			(In lakhs of rupees)
			(1) (2) (3) (4)
			only)
			Principal as on
			31st March 1998

(1)	Raised by Manipur State Road Transport Corporation from Industrial Development Bank of India for purchase of 60 buses and 20 trucks	3,00.00	(a)	(a)
(11)	(a) Raised by Manipur State Apex Long Term Co-operatives Housing Society Limited from Life Insurance Corporation of India for payment of Housing loan to the members of the Society	(a) 1,25.00 (b) 1,61.20	2.00	1,60.12
	(b) Housing and Urban Development Corporation, New Delhi	1.76.90	(a)	(a)
(111)	Raised by the Manipur State Co-operative Banks Limited for financing seasonal agricultural operations and marketing of crops as well as for refinancing of different agricultural schemes	15,50.00	(a)	(a)
(1v)	Advanced by Indian Overseas Bank Limited to Fishery Projects under the Fish Farm Development Agency, Manipur	75.00	(a)	(a)
(v)	Advanced by Tea Board for Tea Boards' New Tea Unit financing scheme loans to Manipur Plantation Crops Corporation Limited for cultivation of tea.	1,14.00	1,14.00	5.14

Under Section 6 of the State Financial Corporation Act 1951, the shares of a State Financial Corporation are to be guaranteed by the State Government as to repayment of principal and payment of annual dividend. Again under Section 7 of the above Act, the bonds and debentures of a State Financial Corporation are to be guaranteed by the State Government as to the repayment of principal and payment of interest. Guarantees are also to be given under Section 8 of the Act bid for repayment of principal and interest on fixed deposits accepted by a State Financial Corporation. In the case of Assam Financial Corporation, such guarantees under Sections 6, 7 and 8 of the Act were given jointly by the Government of India on behalf of the erstwhile Union Territories of Manipur and Tripura (which developed on the successor Manipur and Tripura States on their becoming States from 21st January, 1972) and the Government of the composite State Assam. The contingent liability is to be shared in the ratio of 2:4:8 by the Government of Manipur, Tripura and Assam respectively. Information regarding Manipur's share of actual amount guaranteed under the above section on behalf of the Assam Financial Corporation and outstanding as on 31st March, 1998 has not been received from Government (November, 1998).

(vi)	Raised by Manipur Spinning Mills Corporation Limited from Industrial Development Bank of India for procurement of Plant & Machines from State Bank of India for purchase of raw materials	35.00	(a)	(a)
(vii)	Raised by Manipur Industrial Development Corporation Limited for financing the Small Scale Industries Development Corporation	50.00	(a)	(a)
(viii)	Raised by Manipur Handloom and Handicrafts Development Corporation Ltd. from Urban Co-Operative Bank Ltd. as working Capital	15.00	(a)	(a)
(ix)	Raised by P.D.A. Manipur from HUDCO for implementation of Cash Loan Housing Scheme	3,72.00	(a)	(a)
(x)	Raised by Manipur Spinning Mills Corporation Ltd. from (i) IDBI, (ii) SBI, Imphal (iii) Cotton Corporation of India	49.00 24.00 1,00.00	(a) (a) (a)	(a) (a) (a)

STATEMENT NO. 6

CASH BALANCES AND INVESTMENTS OF CASH BALANCES

As on 31st	As on 1st	(1)
April 1997		(2)
March 1998		(3)

(In lakhs of rupees)

(a) General Cash Balances	60.62	
1. Cash in Treasuries		2,56.15
2. Deposits with Reserve Bank	(+) 2,23.85	(+) 93,90.00
3. Remittance in Transit	(-) 39,06.91	(-) 94,79.39
Total :	(-) 36,22.44	(+) 1,66.76
3. Investments held in the	2,44.83	4,52.83
Cash Balance Investment Account		
Total : (a)	(-) 33,77.61	(+) 6,19.59
(b) Other Cash balances and Investments		
1. Cash with departmental Officers, viz., Public Works, Forest Departments	1,76.32	3,82.25
2. Permanent advances for contingent expenditure with departmental officers	2.14	2.20
Total : (b)	1,78.46	3,84.45
Total : (a) & (b)	(-) 31,99.15	10,04.04

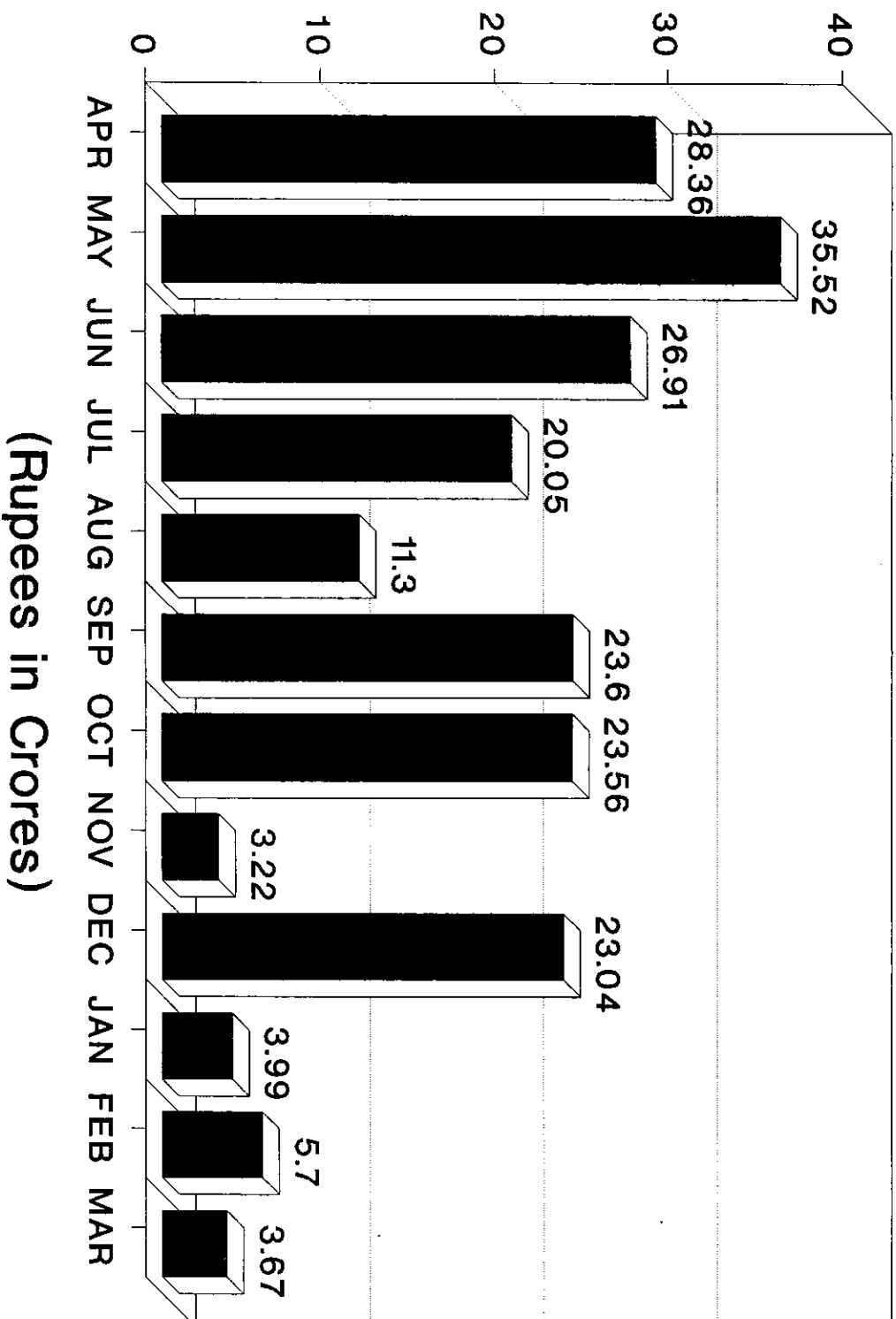
Explanatory Notes

1. (a) The Cash Balance represents the combined balances of the Consolidated Fund and Public Account.

(b) The balance under "Deposits with Reserve Bank" on 31st March 1998 has been arrived at after taking into account the inter-Government monetary settlement advised to the Bank up to 25th April 1998.

2. Under an agreement with the Reserve Bank of India the Government has to maintain with the bank a minimum cash balance of Rs.10 lakhs on all working days. The bank informs the Government of its daily balance with the bank at the close of each working day. If the balance falls below this minimum, the shortfall is initially made good by selling Government of India Treasury bills held by the State Government and thereafter by taking Ways and Means Advances from the bank. The limit of ordinary Ways and Means Advances has been fixed at Rs.5.60 crores. The bank has also agreed to give Special (Secured) Ways and Means Advances upto a maximum of Rs.2 crores against the pledge of Government of India Securities. If even after the maximum advance is given there is still a shortfall in the minimum cash balance, the shortfall is left uncovered. Overdrafts are given by the bank if the State Government has a minus balance even after availing of the maximum advance.

WAYS AND MEANS ADVANCES TAKEN DURING 1997-98



Interest is payable on advances, shortfalls and overdrafts as follows :

Category	Period	Rate of interest
Advances	First 90 days	1 per cent below the bank rate
	Beyond 90 days upto 180 days	1 per cent above the bank rate
Shortfalls	Beyond 180 days	2 per cent below the bank rate
		1 per cent below the bank rate
Overdrafts	Upto and including the 7th day	Bank rate
	Beyond the 7th day	3 per cent above the bank rate

The bank rate of interest was 10 per cent per annum.

The extent to which Government was able to maintain the minimum balance with the bank during the year 1997-98 is given below :

(1)	Number of days on which the minimum balance was maintained without obtaining any advance	186
(2)	Number of days on which the minimum balance was maintained by taking ordinary Ways and Means Advance only	53
(3)	Number of days on which the minimum balance was maintained by taking special Ways and Means Advances only	29
(4)	Number of days on which there was shortfall from the agreed minimum balance even after availing the ordinary and special Ways and Means Advances to the full extent but no overdrafts were taken	12
(5)	Number of days on which overdrafts were taken	85
Total:		365

3. The Ordinary and Special (Secured) Ways and Means Advances taken and repaid together with interest during 1997-98 are indicated in Note 1(v) below statement No.3.

4. The investment made during 1997-98 from out of the General Cash Balance were in Government of India Treasury Bills and Securities.

The following is an analysis of investments held in Cash Balance Investment Account :

Opening balance on 1st April 1997	Purchase during 1997-98	Sales during 1997-98	Closing balance on 31st March 1998	Interest realised during the year
-----------------------------------	-------------------------	----------------------	------------------------------------	-----------------------------------

(In lakhs of rupees)

Short Term Investments:
Government of India Treasury Bills

1.82 1,33,58.00 1,33,58.00 1.82 5.55

Long Term Investments:

Securities of the Government of India

2,43.00 2,00.00 ... 4,43.00 72.28

Total :

2,44.82 1,35,58.00 1,33,58.00 4,44.82 77.83

Explanatory Notes

The significance of the head "Government Account" is explained below :

1. Under the system of Book Keeping followed in Government Accounts, the amount booked under Revenue and Capital Heads and other transactions of Government, balances of which are not carried forward from year to year, are closed to a single head called "Government Account". The balance under this head represents the cumulative result of all such transactions so that after adding thereto the balances under Public Debt, Loans and Advances, Suspense and Miscellaneous (other than Miscellaneous Government Account) and Remittance heads, the closing balance at the end of the year may be worked out and proved. The Government Account for 1997-98 given below will show how the net amount at the end of the year has been arrived at :

Debit	(1)	(2)	Credit
(RS)			(RS)
A - Balance at the debit of the Government on 1st April 1997	7,43,42,10,579		
B - Revenue Receipts			8,63,01,00,502
C - Expenditure Heads (Revenue Account)	7,92,44,26,513		
D - Expenditure Heads (Capital Account)	2,54,56,06,127		
E - Miscellaneous
F - Balances at the debit of the Government Account on 31st March 1998	...		9,27,41,42,717
Total	<u>17,90,42,43,219</u>		<u>17,90,42,43,219</u>

2. The other headings in this Summary take into account the balances under all account heads in Government book where Government has a liability to repay the money received or has a claim to recover the amount paid and also heads of accounts opened in the books for adjustment of remittance transactions. It must be understood that these balances cannot be regarded as a complete record of the financial position of the Government of Manipur, as these do not take into account all the physical assets of the State, such as lands, buildings, communications, etc., nor any accrued dues or outstanding liabilities which are not brought to account under cash basis of accounting followed by Government.

3. A Summary of receipts, disbursements and balances under Heads of Accounts relating to Debt and Public Account is given in Statement No.15. There is no transaction relating to Contingency Fund as the Contingency Fund has not so far been set up in Manipur.

In a number of cases there are unreconciled differences in the closing balances as reported in Statement No.15 and those shown in separate registers or other records maintained in the Accounts office/Departmental offices for the purpose. Steps are being taken to settle the discrepancies as soon as possible.

The balances are communicated to the Departmental officers concerned every year for verification and acceptance thereof. In a large number of cases such acceptances have not been received.

The number of such cases, major headwise, whose balances are yet to be verified and acceptances awaited are detailed below :

Head of Account	No. of	Year from	(In lakhs of rupees)	
			accep- tances which standing against	accep- tances those items on 31st March 1998
	(1)	(2)	(3)	(4)

6202. Loans for Education, Art and Culture (National Loans and Culture (National Loans Scholarship Scheme)	32	1969-98	10.73	
6215. Loans for Water Supply and Sanitation	10	1992-98	5,67.91	
6216. Loans for Housing and Urban Developments:-	5	1992-98	19,80.92	
(1) Loans for Imphal Municipality	44	1969-98	37.09	
(11) Loans for District and Local Fund Committee	2	1974-98	0.10	
(111) Loans for PDA	6	1976-98	51.50	
6225. Loans for welfare of Schedule Castes, Scheduled Tribes and other Backward Classes	4	1969-98	2.40	
6235. Loans for Social Security and Welfare	20	1969-98	34.68	
6401. Loans for Crop Husbandry	15	1969-98	125.79	
6403. Loans for Animal Husbandry	1	1976-98	0.50	
6405. Loans for Fisheries	...	1992-98	22.40	
6425. Loans for Co-operation	5	1992-98	9,52.59	
6515. Loans for other Rural Development Programmes	4	1969-98	0.78	
6851. Loans for Village and Small Industries	6	1992-98	6,03.28	
7610. Loans to Government Servants etc.	10,160	1969-98	4,90.74	
7615. Miscellaneous Loans	54	1969-98	8.46	

PART - II
DETAILED ACCOUNTS AND OTHER STATEMENTS
A - REVENUE AND EXPENDITURE

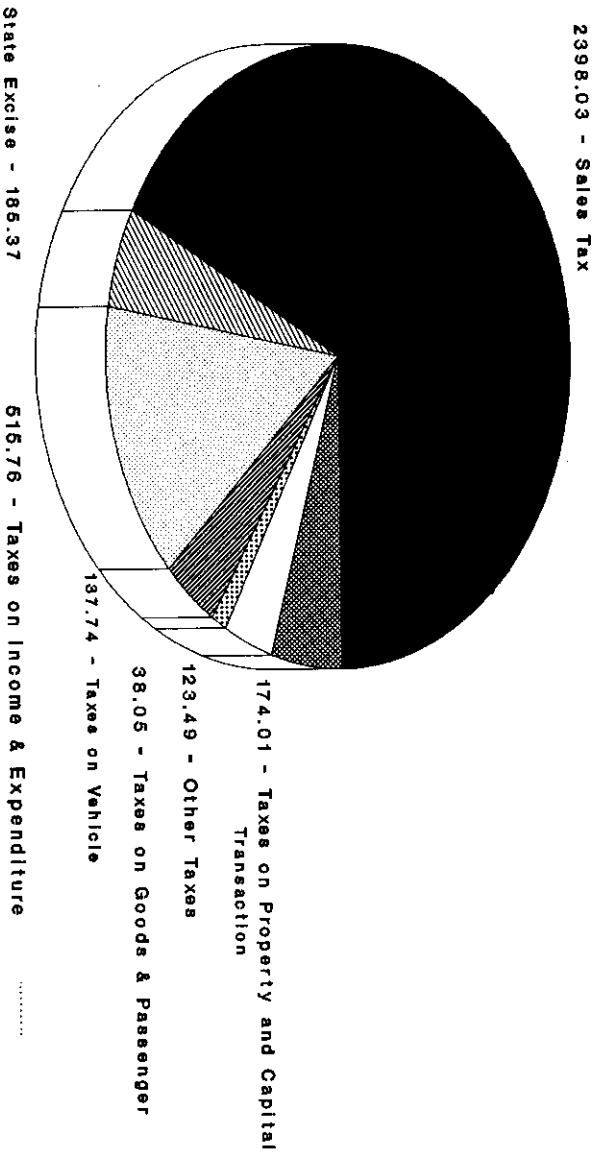
STATEMENT OF REVENUE AND EXPENDITURE
EXPRESSED AS A PERCENTAGE

Heads - Revenue	Amount (in Lakhs of rupees)	Percentage of total revenue	Percentage of total expenditure
(1)	(2)	(3)	(4)
A. Tax Revenue			
(i) Taxes on Income and Expenditure - Taxes on Income other than Corporation Tax Other Taxes on Income and Expenditure	59,52.00	6.90	7.51
(ii) Taxes on Property and Capital Transactions - Land Revenue Stamps and Registration Fees	29.99	0.03	0.04
(iii) Taxes on Commodities and Services - State Excise Sales Tax Taxes on Vehicles Taxes on Goods and Passengers Taxes and Duties on Electricity Other Taxes and Duties on Commodities and Services	1,85.37 23,98.03 1,37.74 38.05 0.09 1,23.40	0.22 2.78 0.16 0.04 0.00 0.14	0.23 3.03 0.17 0.05 0.00 0.16
Total : A. Tax Revenue	95,24.45	11.04	12.02
B. Non-Tax Revenue - (a) Fiscal Services (b) Interest Receipts, Dividends and Profits (c) Other Non-Tax Revenue (1) General Services (ii) Social Services (iii) Economic Services	0.00 90.98 23,08.91 2,57.06 14,00.39	0.00 0.10 2.68 0.30 1.62	0.00 0.11 2.91 0.32 1.77
Total: B. Non-Tax Revenue	40,57.34	4.70	5.11
C. Grants-In-Aid and Contributions	7,27,19.21	84.26	91.77
Grand Total : Revenue	8,63,01.00	100.00	1,08.90

STATEMENT

**GROSS TAX REVENUE RAISED BY STATE GOVT.
DURING 1997-98**

(Rupees in lakhs)



Total Tax : Revenue Rs. 3572.45

UNDER DIFFERENT HEADS OF TOTAL REVENUE/EXPENDITURE

Heads -	Amount (in lakhs of rupees)	Percentage of total revenue	Percentage of total expenditure
(1)	(2)	(3)	(4)
A.			
General Services			
(ii) Fiscal Services -			
Collection of Taxes			
on Property and			
Capital Transactions -	7,32.46	0.85	0.93
Land Revenue			
Stamps and			
Registration	38.95	0.05	0.05
(iii) Collection of Taxes			
on Commodities and			
Services -			
State Excise	78.67	0.09	0.10
Sales Tax	90.34	0.10	0.11
Taxes on Vehicles	1,10.20	0.13	0.14
Other Taxes and Duties			
on Commodities and			
Services	5.50	0.00	0.01
(iv) Other Fiscal Services	25.70	0.03	0.03
Total : Fiscal Services	10,81.82	1.25	1.37
Interest Payments and			
Servicing of Debt	78,89.93	9.14	9.95
Organs of State	14,15.74	1.64	1.79
Administrative			
Services	1,16,98.24	13.56	14.76
Pension and			
Miscellaneous	54,11.74	6.27	6.83
Total : A. General Services	2,74,97.47	31.86	34.70
B.			
Social Services			
(a) Education, Sports	2,00,95.95	23.29	25.36
Art and Culture			
Health and Family			
Welfare	45,84.88	5.31	5.79
(c) Water Supply,			
Sanitation, Housing			
and Urban Development	9,37.91	1.09	1.18
(d) Information and			
Broadcasting	1,62.11	0.19	0.21
(e) Welfare of Scheduled			
Castes, Scheduled Tribes			
and other Backward			
Classes	20,48.92	2.37	2.59

STATEMENT NO. 8 - Concl'd.

STATEMENT OF REVENUE AND EXPENDITURE UNDER DIFFERENT HEADS OF TOTAL REVENUE/EXPENDITURE EXPRESSED AS A PERCENTAGE

Heads -	Expenditure	Amount (in lakhs of rupees)	Percentage of total revenue	Percentage of total expenditure
	(1)	(2)	(3)	(4)
(F) Labour and Labour Welfare	2,73.19	0.32	0.34	
(G) Social Welfare and Nutrition	22,11.69	2.56	2.79	
(H) Others	1,98.96	0.23	0.25	
Total: B. Social Services	3,05,13.61	35.36	38.51	
C. Economic Services				
(a) Agriculture and Allied Activities	69,49.76	8.05	8.77	
(b) Rural Development	16,66.13	1.93	2.10	
(c) Special Areas Programmes	91.04	0.11	0.12	
(d) Irrigation and Flood Control	17,97.01	2.08	2.27	
(e) Energy	69,53.22	8.06	8.77	
(F) Industry and Minerals	19,10.85	2.21	2.41	
(G) Transport	6,64.53	0.77	0.84	
(H) Science, Technology and Environment	67.06	0.08	0.08	
(I) General Economic Services	11,33.59	1.31	1.43	
Total: C. Economic Services	2,12,33.19	24.60	26.79	
Grand Total :	7,92,44.27	91.82	100.00	

(Revenue Account)
Expenditure

STATEMENT NO. 9

STATEMENT SHOWING THE DISTRIBUTION BETWEEN
CHARGED AND VOTED EXPENDITURE

Particulars	Actuals for 1997-98		
	Charged	Voted	Total
	Rs. (1)	Rs. (2)	Rs. (3)
			Rs. (4)
Expenditure heads (Revenue Account)	81,39,66,325	7,11,04,60,188	7,92,44,26,513
Expenditure heads (Capital Account)	...	2,54,56,06,127	2,54,56,06,127
Disbursements under Public Debt and Loans and Advances *	4,89,77,65,061	6,38,18,309	4,96,15,83,370
Total :	5,71,17,31,386	9,71,98,84,624	15,43,16,16,010

* The figures have been arrived as follows:-

	Charged expenditure	Voted expenditure
	Rs.	Rs.
E. Public Debt - Internal Debt of the State Government	4,15,11,44,043	...
F. Loans and Advances from the Central Government	74,66,21,018	...
F. Loans and Advances	...	6,38,18,309
Total :	4,89,77,65,061	6,38,18,309

STATEMENT NO.10

DETAILED ACCOUNT OF REVENUE BY MINOR HEADS

Actuals for
1997-98
Rs.

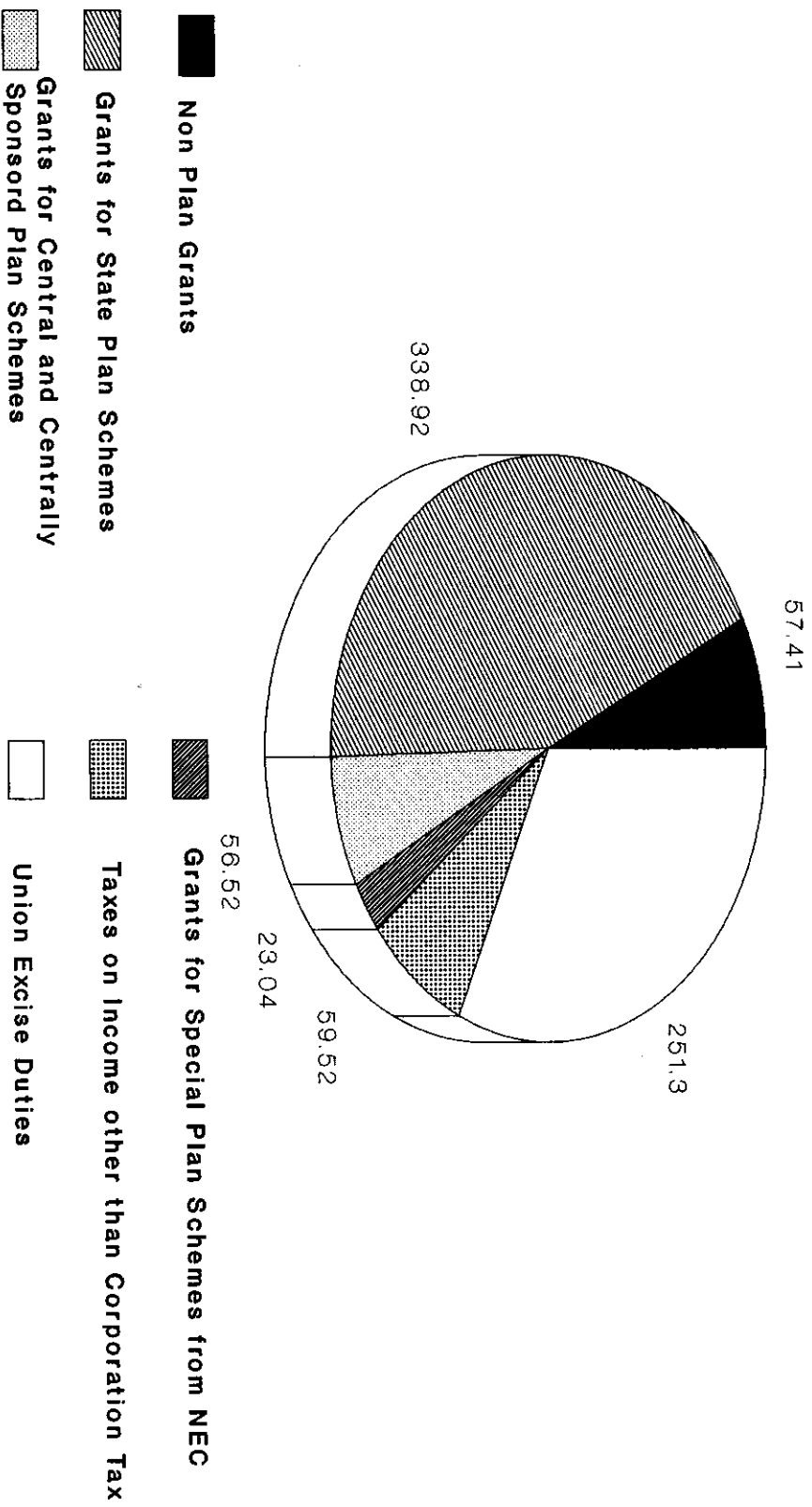
Receipt Heads (Revenue Account)

A. Tax Revenue	
(a) Taxes on Income and Expenditure	
0021. Taxes on Income Other than Corporation Tax	
901. Share of net proceeds assigned to States	59,52,00,000
Total: 0021	59,52,00,000
0028. Other Taxes on Income and Expenditure	
107. Taxes on Professions, Trades, Callings and Employment	5,15,76,062
Total:0028	5,15,76,062
Total : (a) Taxes on Income and Expenditure	64,67,76,062
(b) Taxes on Property and Capital Transactions	
0029. Land Revenue	
101. Land Revenue/Tax	15,27,100
103. Rates and Cesses on Land	6,11,740
106. Receipts on account of Survey and Settlement Operations	8,60,303
Total : 0029	29,99,143
0030. Stamps and Registration Fees	
01. Stamps - Judicial	
102. Sale of stamps	72,91,320
Total : 01	72,91,320
02. Stamps - Non-Judicial	
102. Sale of Stamps	41,09,328
Total : 02	41,09,328

ASSISTANCE FROM GOVT. OF INDIA 1997-98

(Rupees in Crores)

Total : Rs. 786.71



STATEMENT NO. 10 - Contd.

Heads	Actuals for 1997-98 Rs.
Receipt Heads (Revenue Account) - Contd.	
A. Tax Revenue - Contd.	
(b) Taxes on Property and Capital Transactions - Concl'd.	
0030. Stamps and Registration Fees - Concl'd.	
03. Registration Fees	...
104. Fees for registering documents	30,00,870
800. Other receipts	30,00,870
Total:03	<u>30,00,870</u>
Total:0030	<u>1,44,01,518</u>
Total : (b) Taxes on Property and Capital Transactions	<u>1,74,00,661</u>
(c) Taxes on Commodities and Services	
0039. State Excise	
101. Country Spires	56,53,240
105. Foreign Liquors and spirits	49,30,527
150. Fines and confiscations	48,62,756
800. Other Receipts	30,90,790
Total : 0039	<u>1,85,37,313</u>
0040. Sales Tax	
101. Central Sales Tax Act	9,02,53,452
102. Receipts under State Sales Tax Act	14,00,56,279
103. Taxes on Sales of Moter Spirit	54,72,503
107. Receipt on Turnover Tax	40,20,632
Total : 0040	<u>23,98,02,866</u>
0041. Taxes on Vehicles	
101. Receipts under the Indian Motor Vehicles Acts	72,89,205
102. Receipts under the State Motor Vehicles Acts	64,84,967
Total : 0041	<u>1,37,74,172</u>
0042. Taxes on Goods and Passengers	
101. Tax Collections	22,09,230
102. Tax on Roads	15,95,240
Total : 0042	<u>38,04,470</u>

STATEMENT NO. 10 - Contd.

Heads	Actuals for 1997-98 Rs.
Receipt Heads (Revenue Account) - Contd.	
A. Tax Revenue - Concl'd.	
<i>(c) Taxes on Commodities and Services - Concl'd.</i>	
0043. Taxes and Duties on Electricity	
103. Fees for the electrical inspection of cinemas	2,408
102. Fees under the Indian Electrical Rules	6,910
Total : 0043	9,318
0045. Other Taxes and Duties on Commodities and Services	
101. Entertainment Tax	45,86,115
102. Betting Tax	30,49,203
103. Taxes on Railway Passenger fare	20,05,305
104. Foreign Travel Tax	15,32,500
800. Other Receipts	11,66,906
Total : 0045	1,23,40,029
Total : <i>(c) Taxes on Commodities and Services</i>	28,82,68,168
Total : A. Tax Revenue	95,24,44,891
B. Non-Tax Revenue	
0047. Other Fiscal Services	
<i>(a) Fiscal Services</i>	
800. Other receipts	14
Total : <i>(a) Fiscal Services</i>	14
<i>(b) Interest Receipts, Dividends and Profits</i>	
0049. Interest Receipts	
04. <i>Interest Receipts of State/Union Territory Governments</i>	
101. Interest on Loans for State Plan Schemes	46,27,750
103. Interest from Departmental Commercial Undertakings	21,35,335
110. Interest realised on investment of Cash balances	15,30,349
195. Interest from Co-operative Societies	1,28,318
800. Other receipts	6,64,726
Total : 04	90,86,478
Total : 0049	90,86,478

STATEMENT NO. 10 - Contd.

Heads	Actuals for 1997-98 Rs.
Receipt Heads (Revenue Account) - Contd.	
B. Non-Tax Revenue - Contd.	
(b) Interest Receipts, Dividends and Profits - Concl'd.	
0050. Dividends and Profits	
200. Dividends from other investments	11,480
Total : 0050	11,480
Total : (b) Interest Receipts, Dividends and Profits	
	90,97,958
Total B. Non-Tax Revenue (a) + (b)	90,97,972
(c) Other Non-Tax Revenue	
(i) General Services	
0051. State Public Service Commission	
105. State PSC Examination Fees	3,02,169
Total : 0051	3,02,169
0055. Police	
101. Police supplied to other Govt	8,07,558
102. Police supplied to other parties	7,01,381
103. Fees, Fines and Forfeiture	81,660
104. Receipts under Arms Acts	120
105. Receipts of state Head Quarters Police	...
800. Other receipts	33,53,294
Total : 0055	49,44,013
0058. Stationery and Printing	
102. Sale of Gazettes	44,471
200. Other Press Receipts	7,49,476
800. Other receipts	65,043
Total : 0058	8,58,990

STATEMENT NO. 10 - Contd.

Heads	Actuals for 1997-98 Rs.
Receipt Heads (Revenue Account) - Contd.	
B. Non-Tax Revenue - Contd.	
(c) Other Non-Tax Revenue - Contd.	
(i) General Services - Contd.	
0059. Public Works	
01. Office Buildings	
800. Other receipts	5,03,12,938
Total : 01	<u>5,03,12,938</u>
80. General.	
800. Other Receipts	1,02,630
Total : 80	<u>1,02,630</u>
Total : 0059	<u>5,04,15,568</u>
0070. Other Administrative Services	
01. Administration of Justice	
800. Other receipts	1,19,88,028
Total : 01	<u>1,19,88,028</u>
02. Elections	
101. Sale proceeds of election forms and documents	...
800. Other receipts	95,36,000
Total : 02	<u>95,36,000</u>
60. Other Services	
115. Receipts from Guest Houses, Government Hostels, etc.	9,80,240
Total : 60	<u>9,80,240</u>
Total : 0070	<u>2,25,04,268</u>
0071. Contributions and Recoveries towards Pension and Other Retirement Benefits	
01. Civil	
101. Subscriptions and Contributions	10,13,705
Total : 0071	<u>10,13,705</u>

STATEMENT NO. 10 - Contd.

Heads	Actuals for 1997-98 Rs.
Receipt Heads (Revenue Account) - Contd.	
B. Non-Tax Revenue - Contd.	
(c) Other Non-Tax Revenue - Contd.	
(i) General Services - Concl'd.	
0075. Miscellaneous General Services	
103. State Lotteries	15,08,52,381
Total : 0075	<u>15,08,52,381</u>
Total : (i) General Services	<u>23,08,91,094</u>
(c) Other Non-Tax Revenue - Contd.	
(ii) Social Services	
0202. Education, Sports, Art and Culture	
01. General Education	
101. Elementary Education	62,44,399
Total : 0202	<u>62,44,399</u>
0210. Medical and Public Health	
01. Urban Health Services	
020. Receipts from Patients for hospital and dispensary services	12,15,535
104. Medical Stores Depots	2,34,195
800. Other receipts	62,117
Total : 01	<u>15,11,847</u>
02. Rural Health Services	1,38,520
800. Other receipts	12,870
Total : 02	<u>1,51,390</u>
03. Medical Education, Training and Research	
105. Allopathy	68,462
Total : 03	<u>68,462</u>
04. Public Health	
104. Fees and Fines etc.	66,719
105. Reciepts from Public Health Laboratories	4,000
Total: 04	<u>70,719</u>

STATEMENT NO. 10 - Contd.

DETAILED ACCOUNT OF REVENUE BY MINOR HEADS

Heads	Actuals for 1997-98 Rs.
Receipt Heads (Revenue Account) - Contd.	
B. Non-Tax Revenue - Contd.	
<i>(c) Other Non-Tax Revenue - Contd.</i>	
<i>(ii) Social Services - Contd.</i>	
80. General	
800. Other receipts	29,511
Total : 80	29,511
Total : 0210	18,31,929
0211. Family Welfare	
800. Other Receipts	1,19,505
Total : 0211	1,19,505
0215. Water Supply and Sanitation	
01. Water Supply	
101. Services and Service Fees	1,18,930
102. Receipts from Rural Water Supply Schemes	1,70,783
103. Receipts from Urban Water Supply Schemes	18,86,300
104. Fees, Fines etc.	3,04,963
800. Other receipts	13,47,744
Total : 01	38,28,720
02. Sewerage and Sanitation	
103. Receipts from Sewerage Scheme	5,41,321
104. Fees, Fines etc.	29,919
501. Services and Service Fees	38,39,961
800. Other receipts	4,13,662
Total : 02	48,24,863
Total : 0215	86,53,583

STATEMENT NO. 10 - Contd.

DETAILED ACCOUNT OF REVENUE BY MINOR HEADS

Heads	Actuals for 1997-98 Rs.
Receipt Heads (Revenue Account) - Contd.	
B. Non-Tax Revenue - Contd.	
<i>(c) Other Non-Tax Revenue - Contd.</i>	
<i>(ii) Social Services - Concl'd.</i>	
0216. Housing	
01. Government Residential Buildings	
106. General Pool accommodation	37,15,304
800. Other receipts	9,420
	<hr/>
Total : 01	37,24,724
	<hr/>
Total : 0216	37,24,724
	<hr/>
0220. Information and Publicity	
60. Others	
800. Other receipts	3,06,434
	<hr/>
Total : 0220	3,06,434
0230. Labour and Employment	
800. Other receipts	1,88,219
	<hr/>
Total : 0230	1,88,219
	<hr/>
0235. Social Security and Welfare	
60. Other Social Security and Welfare Programmes	
800. Other receipts	46,21,509
	<hr/>
Total : 0235	46,21,509
	<hr/>
0250. Other Social Service	
800. Other receipts	15,472
	<hr/>
Total : 0250	15,472
	<hr/>
Total : (ii) Social Services	2,57,05,774
	<hr/>
Total : (i) + (ii)	25,65,96,868

STATEMENT NO. 10 - Contd.

DETAILED ACCOUNT OF REVENUE BY MINOR HEADS

Heads	Actuals for 1997-98 Rs.
Receipt Heads (Revenue Account) - Contd.	
B. Non-Tax Revenue - Contd.	
<i>(c) Other Non-Tax Revenue - Contd.</i>	
(iii) Economic Services	
0401. Crop Husbandry	
103. Seeds	67,509
104. Receipts from Agricultural Farms	56,790
105. Sale of Manures and Fertilisers	2,79,020
108. Receipts from Commercial Crops	6,71,783
800. Other receipts	2,64,558
Total : 0401	13,39,660
0402. Soil Water conservation	
800. Other receipts	4,515
Total : 0402	4,515
0403. Animal Husbandry	
800. Other receipts	14,53,324
Total : 0403	14,53,324
0404. Dairy Development	
102. Receipts from Dairy Development Projects	8,96,620
Total : 0404	8,96,620
0405. Fisheries	
011. Rents	2,93,972
102. Licence Fees, Fines etc.	60,497
103. Sale of fish, fish seeds etc.	1,67,196
800. Other receipts	77,022
Total : 0405	5,98,687

STATEMENT NO. 10 - Contd.

DETAILED ACCOUNT OF REVENUE BY MINOR HEADS

Heads	Actuals for 1997-98 Rs.
Receipt Heads (Revenue Account) - Contd.	
B. Non-Tax Revenue - Contd.	
(c) Other Non-Tax Revenue - Contd.	
(iii) Economic Services - Contd.	
0406. Forestry and Wild Life	
02. Environmental Forestry & wild Life	
800. Other Receipts	2,97,97,389
Total : 0406	2,97,97,389
0408. Food Storage and Warehousing	
800. Other receipts	12,030
Total : 0408	12,030
0415. Agricultural Research & Education	
003. Receipts from Training	7,502
103. Receipts from Agricultural Research	1,780
Total : 0415	9,282
0425. Co-operation	
101. Audit Fees	4,15,123
800. Other Receipt	...
Total : 0425	4,15,123
0435. Other Agricultural Programmes	
103. Receipts from Agricultural research Stations Orchards etc.	7,508
104. Soil & Water Conservations	12,027
800. Other receipts	5,69,828
Total : 0435	5,89,363
0515. Other Rural Development Programmes	
102. Receipt from Community Development Project	...
800. Other Receipts	6,03,928
Total : 0515	6,03,928
0701. Major and Medium Irrigation	
02. Major Irrigation, Non Commercial	
800. Other receipts	39,82,941
Total : 02	39,82,941

STATEMENT NO. 10 - Contd.

DETAILED ACCOUNT OF REVENUE BY MINOR HEADS

Heads	Actuals for 1997-98 Rs.
Receipt Heads (Revenue Account) - Contd.	
B. Non-Tax Revenue - Contd.	
<i>(c) Other Non-Tax Revenue - Contd.</i>	
<i>(iii) Economic Services - Contd.</i>	
80. General	
800. Other receipts	2,66,102
Total : 0701	42,49,044
0702. Minor Irrigation	
02. Ground Water	
101. Receipts from Tube Wells	25,609
800. Other receipts	5,320
03. Command Area Development	
800. Other receipts	29,813
04. Flood Control	
102. Flood Control Projects	3,560
800. Other receipts	16,502
80. General	
800. Other receipts	2,41,494
Total : 0702	3,22,298
0801. Power	
01. Hydel Generation	
800. Other receipts	8,66,87,200
80. General	
800. Other receipts	4,80,416
Total : 0801	8,71,67,616
0802. Petroleum	
800. Other receipts	4,850
Total : 0802	4,850
0810. Non Conventional Sources of Energy	
800. Other receipts	3,04,910
Total : 0810	3,04,910
0851. Village and Small Industries	
102. Small Scale Industries	25
800. Other receipts	13,56,078
Total : 0851	13,56,103
0852. Industries	
08. Consumer Industries	
800. Other receipts	6,74,289
Total : 0852	6,74,289

STATEMENT NO. 10 - *Contd.*

DETAILED ACCOUNT OF REVENUE BY MINOR HEADS

Heads	Actuals for 1997-98 Rs.
Receipt Heads (Revenue Account) - <i>Contd.</i>	
B. Non-Tax Revenue - <i>Concl'd.</i>	
(c) Other Non-Tax Revenue - <i>Concl'd.</i>	
(iii) Economic Services - <i>Concl'd.</i>	
0853. Non-Ferrous Mining and Metallurgical Industries	
800. Other receipts	21,000
Total : 0853	<u>21,000</u>
0875. Other Industries	
02. Other Industries	
800. Other receipts	68,96,624
Total : 0875	<u>68,96,624</u>
1054. Roads and Bridges	
102. Tolls on roads	
800. Other receipts	25,63,595
Total : 1054	<u>25,63,595</u>
1425. Other Scientific Research	
800. Other receipts	44,778
Total : 1425	<u>44,778</u>
1452. Tourism	
103. Receipt from Tourist Transport	38,689
104. Promotion and Publicity	4,63,290
105. Rent and Catering Receipts	12,920
800. Other receipts	4,510
Total : 1452	<u>5,19,409</u>
1475. Other General Economic Services	
106. Fees for stamping weights and measures	1,94,447
800. Other receipts	279
Total : 1475	<u>1,94,726</u>
Total : (iii) Economic Services	<u>14,00,39,163</u>
Total : (c) Other Non-Tax Revenue	<u>39,66,36,031</u>
Total : B. Non-Tax Revenue	<u>40,57,34,003</u>

STATEMENT NO. 10 - Contd.

DETAILED ACCOUNT OF REVENUE BY MINOR HEADS

Heads	Actuals for 1997-98 Rs.
Receipt Heads (Revenue, Account) - Contd.	
C. Grants-In-Aid And Contributions - Contd.	
1601. Grants-in-aid from Central Government - Contd.	
<i>01. Non-Plan Grants</i>	
102. Grants in lieu of Tax on Railway Passenger Fares	7,00,000
104. Grants under the Provisio to Art. 275(1) of the Constitution	51,31,00,000
106. Grants from Central Road Fund	13,00,000
109. Grants towards contribution to Calamity Relief Fund	1,96,00,000
<i>Non-Conventional Energy Sources -</i>	
101. Choolah	12,500
<i>Urban Development -</i>	
191. Assistance to Local Bodies etc.	14,00,000
800. Other Grants	1,00,000
<i>Election</i>	
800. Other Grants	9,50,000
<i>Other Administrative Services -</i>	
115. Modernisation of Police Force	2,81,15,750
<i>Panchayati Raj Institution -</i>	
200. Other Rehabilitation Schemes	28,45,000
800. Other Grants	58,25,000
<i>Art & Culture -</i>	
102. Promotion of Art & Culture	36,000
<i>Sports & Youth Services</i>	
102. Youth Welfare Programmes for Students	1,60,000
Total : 01	57,41,44,250
 <i>02. Grants for State/Union Territory Plan Schemes</i>	
101. Block Grants	3,29,82,97,000
104. Grants under Provision to Art.275(1) of the Constitution	1,23,00,000
<i>Welfare of Scheduled Tribes -</i>	
794. Special Central Assistance for Tribal Sub-Plan	2,00,00,000
<i>Other Special Area Programme -</i>	
102. Soil & Water Conservation	3,55,00,000
<i>Election</i>	
800. Other Grants	2,31,13,000
Total : 02	3,38,92,10,000

STATEMENT NO. 10 - Contd.

DETAILED ACCOUNT OF REVENUE BY MINOR HEADS

Heads	Actuals for 1997-98 Rs.
Receipt Heads (Revenue Account) - Contd.	
C. Grants-In-Aid And Contributions - Contd.	
1601. Grants-in-aid from Central Government - Contd.	
03. Grants for Central Plan Schemes	
<i>Sports and Youth Services -</i>	
102. Youth Welfare Programme for Students	3,45,100
103. Youth Welfare Programme for Non-Students	...
104. Sports and Games	10,00,000
<i>Public Health -</i>	
101. Prevention & Control of Diseases	3,51,673
<i>Welfare of Scheduled Caste -</i>	
793. Special Central Assistance for Scheduled Caste Component Plan	6,58,000
<i>Welfare of Schedule Tribe-</i>	
277. Education	45,50,000
794. Special Central Assistance for Tribal Sub-Plan	5,34,00,000
<i>Survey & Statistics -</i>	
112. Economic Advice & Statistics	42,97,360
<i>Food, Storage & Ware housing -</i>	
004. Research & Evaluation	4,00,000
<i>Crop Husbandary -</i>	
108. Commercial Crop	53,11,000
111. Agricultural economics Statistics	5,00,000
112. Development of Pulses	6,25,000
114. Development of Oil Seeds	43,75,000
119. Horticulture and Vegetable Crops	2,50,72,500

STATEMENT NO. 10 - Contd.

DETAILED ACCOUNT OF REVENUE BY MINOR HEADS

Heads	Actuals for 1997-98 Rs.
Receipt Heads (Revenue Account) - Contd.	
C. Grants-In-Aid And Contributions - Contd.	
1601. Grants-in-aid from Central Government - Contd.	
03. Grants for Central Plan Schemes - Concl'd.	
Social Welfare -	
102. Child Welfare	3 96,639
Village & Small Industries -	
102. Small Scale Industries	5,00,000
Forestry & Wild Life -	
101. Forest Conservation & Development Re- Generation.	1,15,65,000
Marketing & Quality Control -	
101. Marketing Facilities	2,50,000
Animal Husbandary-	
104. Sheep & Wool Development	4,00,000
800. Other Grants	44,25,000
Fisheries -	
101. Inland Fisheries	5,00,000
Agriculture	
102. Soil & Water Conservation	4,33,500
Other Rural Development Programme	
101. Panchayati Raj Institution	6,30,000
Total:03	11,99,85,772
04. Grants for Centrally Sponsored Plan Schemes	
Elementary Education -	
105. Non Formal Education	2,68,01,000
800. Other Grants	1,91,93,100
Adult Education -	
200. Other Adult Education Programmes	7,61,000

STATEMENT NO. 10 - Contd.

DETAILED ACCOUNT OF REVENUE BY MINOR HEADS

Heads	Actuals for 1997-98 Rs.
Receipt Heads (Revenue Account) - Contd.	
C. Grants-In-Aid And Contributions - Contd.	
1601. Grants-in-aid from Central Government - Contd.	
04. Grants for Centrally Sponsored Plan Schemes - Contd.	
<i>Public Health -</i>	
101. Prevention and Control of Diseases	6,36,88,427
<i>Family Welfare -</i>	
001. Direction and Administration	91,62,000
003. Training	36,00,000
004. Research and Evaluation	14,000
101. Rural Family Welfare Services	2,39,83,000
102. Urban Family Welfare Services	28,00,000
103. Maternity and Child Health	23,20,000
104. Transport	8,82,000
105. Compensation	9,96,000
106. Mass Education	15,38,000
108. Selected Area Programmes	...
200. Other Services and Supplies	87,40,000
<i>Sewerage and Sanitation Services -</i>	
105. Sanitation Services	15,00,000
<i>Water Supply -</i>	
101. Urban Water Supply Programmes	90,99,000
102. Rural Water Supply Programmes	9,45,75,415
<i>Welfare of Scheduled Caste -</i>	
277. Education	1,00,000
<i>Crop Husbandry -</i>	
102. Foodgrain Crops	46,00,000
105. Manures and Fertilisers	8,65,000
108. Commercial Crops	1,87,50,000
111. Agricultural Economic & Statistics	10,55,000
112. Development of Pulses	18,75,000
113. Agricultural Engineering	3,00,000
114. Development of Oil seeds	61,25,000
119. Horticulture & Vegetable Crops	45,60,000
<i>Animal Husbandry -</i>	
101. Veterinary Services and Animal Health	31,31,000
102. Cattle and Buffalo Development	58,81,000

STATEMENT NO. 10 - Contd.

DETAILED ACCOUNT OF REVENUE BY MINOR HEADS

Heads	Actuals for 1997-98 Rs.
Receipt Heads (Revenue Account) - Contd.	
C. Grants-In-Aid And Contributions - Contd.	
1601. Grants-in-aid from Central Government - Contd.	
04. Grants for Centrally sponsored Plan Schemes - Concl'd.	
104. Sheep and Wool Development	44,00,000
106. Other Livestock Development	15,50,000
107. Fodder & Food Development	5,00,000
 <i>Fisheries -</i>	
101. Inland Fisheries	22,74,000
<i>Command Area Development Programme -</i>	
800. Other Grants	86,91,000
<i>Welfare of Scheduled Tribes -</i>	
277. Education	9,79,800
<i>Environmental Forestry & Wild Life -</i>	
102. Social and Farm Forestry	2,06,98,200
110. Wild Life preservation	18,25,000
<i>Labour & Employment -</i>	
003. Training of Craftsman & Supervisors	5,32,233
<i>Integrated Dev. of Small & Medium Town -</i>	
800. Other Grants	9,00,000
<i>Social Welfare -</i>	
102. Child Welfare	8,09,92,774
<i>Bio Energy -</i>	
101. National Programme for Bio-gas Development	1,27,800
<i>Village and Small Industries -</i>	
103. Handloom Industries	
Co-operative (Agri)	10,00,000
Adminstration of Justice -	
800. Other Grants	38,00,000
Total : 04	44,51,65,749

STATEMENT NO. 10 - Concl'd.

DETAILED ACCOUNT OF REVENUE BY MINOR HEADS

Heads	Actuals for 1997-98 Rs.
Receipt Heads (Revenue Account) - Concl'd.	
C. Grants-In-Aid And Contributions - Concl'd.	
05. Grants for Special Plan Schemes	
101. Schemes of North Eastern Council	10,80,47,837
Grant for Upgradation of Service and Special Problems	12,18,68,000
800. Other Grants	5,00,000
	<hr/>
Total: 05	23,04,15,837
	<hr/>
Total : 1601	4,75,89,21,608
	<hr/>
1603. States' Share of Union Excise Duties	
101. States' Share of Basic Union Excise Duties	2,44,86,00,000
103. Additional Excise Duties in lieu of Sales Tax	6,44,00,000
	<hr/>
Total : 1603	2,51,30,00,000
	<hr/>
TOTAL : C. GRANTS-IN-AID AND CONTRIBUTIONS	7,27,19,21,608
	<hr/>
TOTAL : RECEIPT HEADS (REVENUE ACCOUNT)	8,63,01,00,502
	<hr/>

DETAILED ACCOUNT OF EXPENDITURE

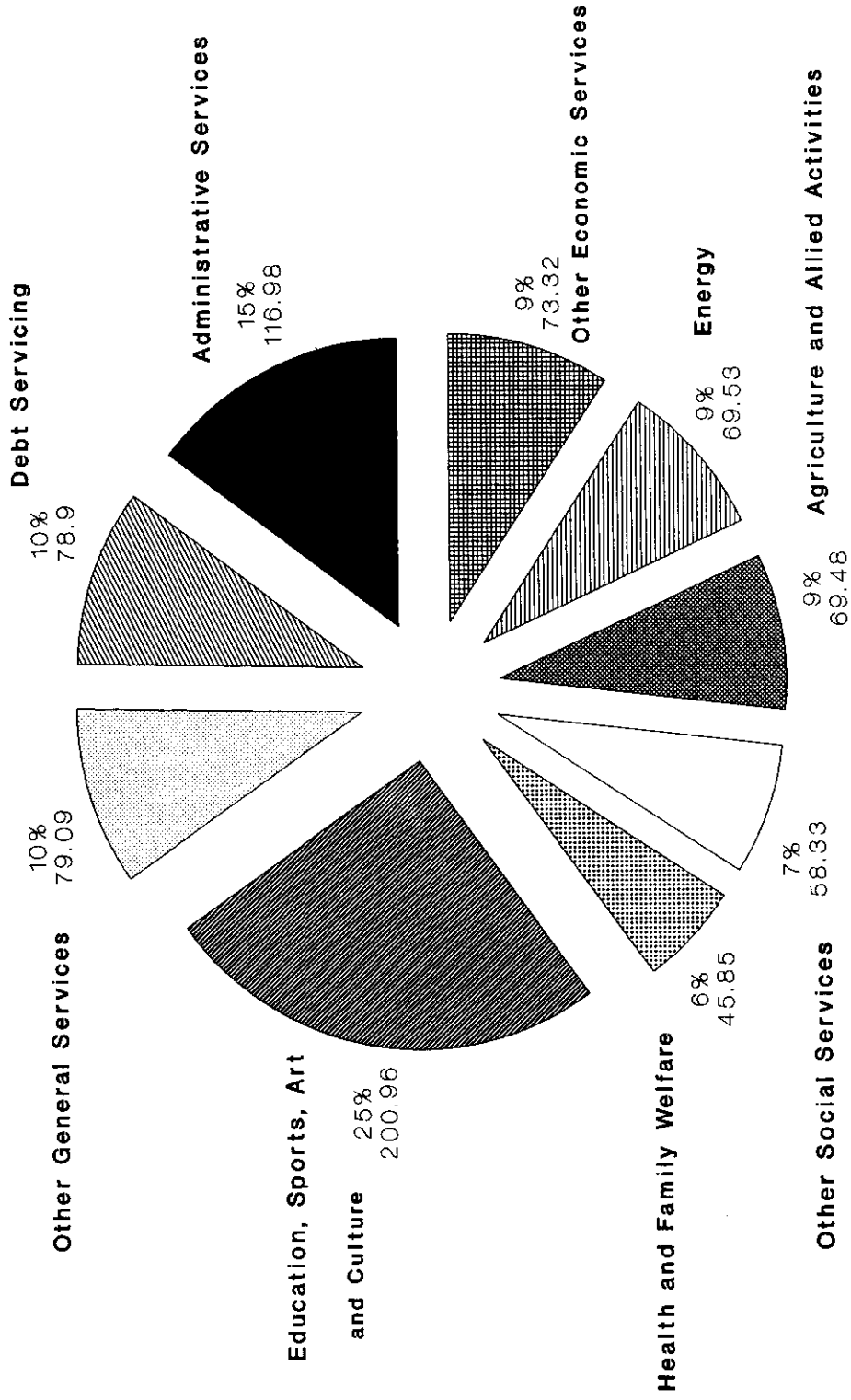
(Figures in italics represent

Heads


Actuals

	Non-Plan
(1)	(2)
	Rs.
EXPENDITURE HEADS	
(REVENUE ACCOUNT)	
A. GENERAL SERVICES	
(a) <i>Organs of State</i>	
2011. Parliament/State/Union Territory Legislatures	
02. <i>State/Union Territory Legislatures</i>	
101. Legislative Assembly	3,53,156
103. Legislative Secretariat	1,17,77,811
104. Legislator's Hostel	2,42,01,605
800. Other expenditure	9,89,586
	27,120
	3,53,156
Total : 2011	3,69,96,122
2012. President, Vice President/Governor, Administrator of Union Territories	
03. <i>Governor/Administrator of Union Territories -</i>	
090. Secretariat	46,66,531
101. Emoluments and allowances of the Governor/Administrator of Union Territories	1,32,000
102. Discretionary Grants	10,00,000
103. Household Establishment	21,66,188
105. Medical Facilities	19,297
106. Entertainment Expenses	78,639
107. Expenditure from Contract Allowance	2,52,745
108. Tour expenses	6,14,453
800. Other expenditure	3,33,686
	92,63,539
Total : 2012	

SUB SECTORWISE REVENUE EXPENDITURE DURING 1997-98 (Rupees in crores)



Total Revenue Expenditure : Rs. 792.44



NO. 11

BY MINOR HEADS

charged expenditure)

for 1997-98

<i>Plan</i>	<i>Centrally Spon- sored Plan Schemes (including NEC, Central Plan and Sub-Plan Schemes)</i>	<i>Total</i>
(3)	(4)	(5)
Rs.	Rs.	Rs.
...	...	3,53,156
...	...	1,17,77,811
...	...	2,42,01,605
...	...	9,89,586
...	...	27,120
-----	-----	-----
...	...	3,73,49,278
-----	-----	-----
...	...	46,66,531
...	...	1,32,000
...	...	10,00,000
...	...	21,66,188
...	...	19,297
...	...	78,639
...	...	2,52,745
...	...	6,14,453
...	...	3,33,686
-----	-----	-----
...	...	92,63,539
-----	-----	-----

DETAILED ACCOUNT OF EXPENDITURE

(Figures in italics represent
Heads
Actuals

		<i>Non-Plan</i>
(1)	(2)	
		<i>Rs.</i>
A. GENERAL SERVICES - Contd.		
(a) Organs of State - Concl'd.		
2013. Council of Ministers		
101. Salary of Ministers and Deputy Ministers	41,34,000	
105. Discretionary Grants by Ministers	8,50,000	
108. Tour expenses	31,27,000	
800. Other expenditure	69,24,281	
Total : 2013	<u>1,50,35,281</u>	
2014. Administration of Justice		
102. High Courts	72,53,279	
103. Special Courts	9,25,407	
105. Civil and Session Courts	1,34,27,578	
114. Legal Advisers and Counsels	1,12,15,171	
Total : 2014	<u>72,53,279</u> <u>2,55,68,156</u>	
2015. Elections		
101. Election Commission	11,89,697	
102. Electoral Officers	72,99,324	
103. Preparation and Printing of Electoral rolls	48,71,357	
105. Charges for conduct of Elections to Parliament	3,18,84,420	
106. Charges for conduct of elections to State/Union Territory Legislature	18,59,772	
Total : 2015	<u>4,71,04,570</u>	
Total (a) Organs of State	<u>1,68,69,974</u> <u>12,47,04,129</u>	

NO. 11

BY MINOR HEADS - Contd.

charged expenditure)

for 1997-98

Plan	Centrally Spon- sored Plan Schemes (including NEC, Central Plan and Sub-Plan Schemes)	Total
(3)	(4)	(5)
Rs.	Rs.	Rs.
...	...	41,34,000
...	...	8,50,000
...	...	31,27,000
...	...	69,24,281
...	...	1,50,35,281
...	...	72,53,279
...	...	9,25,407
...	...	1,34,27,578
...	...	1,12,15,171
...	...	3,28,21,435
...	...	11,89,697
...	...	72,99,324
...	...	48,71,357
...	...	3,18,84,420
...	...	18,59,772
...	...	4,71,04,570
...	...	14,15,74,103

DETAILED ACCOUNT OF EXPENDITURE

(Figures in italics represent

Heads

Actuals

(1)	Non-Plan	(2)
		Rs.
A. GENERAL SERVICES - Contd.		
(b) Fiscal Services		
(ii) Collection of Taxes on Property and Capital Transactions		
2029. Land Revenue		
001. Direction and Administration		1,62,47,525
101. Collection Charges		1,77,95,760
102. Survey and Settlement Operations		81,90,223
103. Land Records		1,28,39,718
104. Management of Government Estates		...
Total : 2029		5,50,73,226
2030. Stamps and Registration		
01. Stamps - Judicial		
101. Cost of Stamps		12,48,937
Total : 01		12,48,937
02. Stamps - Non-Judicial		
101. Cost of Stamps		1,32,072
Total : 02		1,32,072
03. Registration		
001. Direction and Administration		25,14,552
Total : 03		25,14,552
Total : 2030		38,95,561
Total : (ii) Collection of Taxes on Property and Capital Transactions		5,89,68,787
(iii) Collection of Taxes on Commodities and Services		
2039. State Excise		
001. Direction and Administration		78,66,707
Total : 2039		78,66,707

NO. 11

BY MINOR HEADS - Contd.

charged expenditure)

for 1997-98

Plan	Centrally Spon- sored Plan Schemes (including NEC, Central Plan and Sub-Plan Schemes)	Total
(3)	(4)	(5)
Rs.	Rs.	Rs.
...	...	1,62,47,525
...	...	1,77,95,760
50,26,087	1,24,87,916	2,57,04,226
...	...	1,28,39,718
...	6,57,915	6,57,915
<u>50,26,087</u>	<u>1,31,45,831</u>	<u>7,32,45,144</u>
...	...	12,48,937
...	...	12,48,937
...	...	1,32,072
...	...	1,32,072
...	...	25,14,552
...	...	25,14,552
...	...	38,95,561
<u>50,26,087</u>	<u>1,31,45,831</u>	<u>7,71,40,705</u>
...	...	78,66,707
...	...	78,66,707

DETAILED ACCOUNT OF EXPENDITURE

(Figures in italics represent

*Heads**Actuals*

(1)	Non-Plan (2)
	Rs.
A. GENERAL SERVICES - Contd.	
(b) Fiscal Services - Concl'd.	
2040. Sales Tax	
001. Direction and Administration	12,79,239
101. Collection Charges	77,55,306
Total : 2040	<u>90,34,545</u>
2041. Taxes on Vehicles	
001. Direction and Administration	14,75,716
101. Collection Charges	72,68,971
800. Other expenditure	...
Total : 2041	<u>87,44,687</u>
2045. Other Taxes and Duties on Commodities and Services	
101. Collection Charges - Entertainment Tax	5,50,789
Total : 2045	<u>5,50,789</u>
Total : (iii) Collection of Taxes on Commodities and Services	<u>2,61,96,728</u>
(iv) Other Fiscal Services	
2047. Other Fiscal Services	
103. Promotion of Small Savings	25,69,995
Total : 2047	<u>25,69,995</u>
Total : (iv) Other Fiscal Services	<u>25,69,995</u>
Total : (b) Fiscal Services	<u>8,77,35,510</u>

NO. 11

BY MINOR HEADS - Contd.

charged expenditure)

for 1997-98

Plan	Centrally Spon- sored Plan Schemes (including NEC, Central Plan and Sub-Plan Schemes)	Total
(3)	(4)	(5)
Rs.	Rs.	Rs.
...	...	12,79,239
...	...	77,55,306
...	...	90,34,545
...	...	14,75,716
...	...	72,68,971
22,74,471	...	22,74,471
22,74,471	...	1,10,19,158
...	...	5,50,789
...	...	5,50,789
22,74,471	...	2,84,71,199
...	...	25,69,995
...	...	25,69,995
...	...	25,69,995
73,00,558	1,31,45,831	10,81,81,899

STATEMENT

DETAILED ACCOUNT OF EXPENDITURE

(Figures in italics represent

Heads

Actuals

(1)	Non-Plan (2) Rs.
A. GENERAL SERVICES - Contd.	
(c) Interest payments and servicing of Debt	
2049. Interest Payments	
01. <i>Interest on Internal Debt</i>	
101. Interest on Market Loans	49,29,908
200. Interest on Other Internal Debts	12,72,52,823
305. Management of Debt	1,74,186
Total:01.	<u>13,23,56,917</u>
03. <i>Interest on Small Savings, Provident Funds etc.</i>	
101. Interest on Savings Deposits	395
104. Interest on State Provident Funds	17,54,94,739
Total : 03.	<u>17,54,95,134</u>
04. <i>Interest on Loans and Advances from Central Government</i>	
101. Interest on Loans for State/ Union Territory Plan Schemes	8,22,48,135
102. Interest on Loans for Central Plan Schemes	7,60,45,430
103. Interest on Loans for Centrally Sponsored Plan Schemes	9,54,73,594
104. Interest on Loans for Non-Plan Schemes	8,54,32,175
105. Interest on Loans for Special Plan Schemes	7,99,57,296
106. Interest on Ways & Means Advance	1,68,47,466
107. Interest on Pre-1984-85 Loans	4,51,37,035
108. Interest on 84-89 Loans	...
Total : 04.	<u>48,11,41,131</u>
Total : 2049	<u>78,89,93,182</u>
Total : (c) Interest Payments and Servicing of Debt	<u>78,89,93,182</u>

NO. 11

BY MINOR HEADS - Contd.
charged expenditure)

for 1997-98

Plan	Centrally Spon- sored Plan Schemes (including NEC, Central Plan and Sub-Plan Schemes)	Total
(3) Rs.	(4) Rs.	(5) Rs.
...	...	49,29,908
...	...	12,72,52,823
...	...	1,74,186
...	...	13,23,56,917
...	...	395
...	...	17,54,94,739
...	...	17,54,95,134
...	...	8,22,48,135
...	...	7,60,45,430
...	...	9,54,73,594
...	...	8,54,32,175
...	...	7,99,57,296
...	...	1,68,47,466
...	...	4,51,37,035
...
...	...	48,11,41,131
...	...	78,89,93,182
...	...	78,89,93,182

STATEMENT

DETAILED ACCOUNT OF EXPENDITURE

(Figures in italics represent

Heads

Actuals

(1)	Non-Plan	(2)
		Rs.
A. GENERAL SERVICES - Contd.		
(d) Administrative Services		
2051. Public Service Commission		
102. State Public Service Commission		68,67,805
Total : 2051		<u>68,67,805</u>
2052. Secretariat-General Services		
090. Secretariat		9,20,01,502
092. Other Offices		10,99,856
099. Board of Revenue		10,69,015
Total : 2052		<u>9,41,70,373</u>
2053. District Administration		
093. District Establishments		2,68,48,478
094. Other Establishments		3,20,70,995
Total : 2053		<u>5,89,19,473</u>
2054. Treasury and Accounts Administration		
095. Directorate of Accounts and Treasuries		6,66,331
097. Treasury Establishment		1,65,56,753
098. Local Fund Audit		37,15,732
Total : 2054		<u>2,09,38,816</u>
2055. Police		
001. Direction and Administration		14,44,86,537
003. Education and Training		1,23,89,588
101. Criminal Investigation and Vigilance		3,52,88,312
104. Special Police		41,99,44,794
109. District Police		21,23,45,527
114. Wireless and Computers		4,42,68,766
115. Modernisation of Police Force		2,17,31,273
116. Forensic Science		11,63,273
Total : 2055		<u>89,16,18,070</u>

NO. 11

BY MINOR HEADS - Contd.

charged expenditure)

for 1997-98

Plan	Centrally Spon- sored Plan Schemes (including NEC, Central Plan and Sub-Plan Schemes)	Total
(3)	(4)	(5)
Rs.	Rs.	Rs.
...	...	68,67,805
...	...	68,67,805
...	...	9,20,01,502
...	...	10,99,856
...	...	10,69,015
...	...	9,41,70,373
...	...	2,68,48,478
...	...	3,20,70,995
...	...	5,89,19,473
4,37,000	...	11,03,331
...	...	1,65,56,753
5,73,246	...	42,88,978
10,10,246	...	2,19,49,062
...	...	14,44,86,537
...	...	1,23,89,588
...	...	3,52,88,312
...	...	41,99,44,794
...	...	21,23,45,527
...	...	4,42,68,766
...	...	2,17,31,273
...	...	11,63,273
...	...	89,16,18,070

DETAILED ACCOUNT OF EXPENDITURE

(Figures in italics represent

Heads

Actuals

(1)	Non-Plan	(2)
		Rs.
A. GENERAL SERVICES - Contd.		
<i>(d) Administrative Services - Contd.</i>		
2056. Jails		
001. Direction and Administration		10,81,777
101. Jails		2,51,69,673
102. Jail Manufactures		4,82,521
800. Other expenditure		...
Total : 2056		2,67,33,971
2058. Stationery and Printing		
101. Purchase and Supply of Stationery Stores		29,09,375
102. Printing, Storage and Distribution of Forms		...
103. Government Presses		1,04,69,389
Total : 2058		1,33,78,764
2059. Public Works		
<i>01. Office Buildings</i>		
053. Maintenance and Repairs		1,18,61,679
101. Construction of General Pool office Accommodation		4,16,474
Total : 01		1,22,78,153
60. Other Buildings		
053. Maintenance and Repairs		27,75,908
Total : 60		27,75,908
<i>80. General</i>		
001. Direction and Administration		(-) 1,32,01,185
052. Machinery and Equipment		(-) 21,91,032
103. Furnishings		59,208

NO. 11

BY MINOR HEADS - Contd.

charged expenditure)

for 1997-98

Plan	Centrally Spon- sored Plan Schemes (including NEC, Central Plan and Sub-Plan Schemes)	Total
(3)	(4)	(5)
Rs.	Rs.	Rs.
...	...	10,81,777
...	...	2,51,69,673
...	...	4,82,521
29,72,048	...	29,72,048
<u>29,72,048</u>	<u>...</u>	<u>2,97,06,019</u>
...	...	29,09,375
4,53,342	...	4,53,342
34,94,399	...	1,39,63,788
<u>39,47,741</u>	<u>...</u>	<u>1,73,26,505</u>
...	...	1,18,61,679
...	...	4,16,474
<u>...</u>	<u>...</u>	<u>1,22,78,153</u>
...	...	27,75,908
<u>...</u>	<u>...</u>	<u>27,75,908</u>
76,99,170	...	(-) 55,02,015
...	...	(-) 21,91,032
...	...	59,208

STATEMENT
DETAILED ACCOUNT OF EXPENDITURE
 (Figures in italics represent

Heads

Actuals

	Non-Plan	
(1)	(2)	Rs.
A. GENERAL SERVICES - Contd.		
(d) Administrative Services - Concl'd.		
2059. Public Works - Concl'd.		
799. Suspense	(-) 3,17,40,335	
800. Other expenditure	30,40,963	
	<hr/>	
Total:80	(-) 4,40,32,381	
	<hr/>	
Total : 2059	(-) 2,89,78,320	
	<hr/>	
2070. Other Administrative Services		
003. Training	13,35,094	
104. Vigilance	45,69,263	
105. Special Commission of Inquiry	1,39,930	
107. Home Guards	2,60,58,585	
108. Fire Protection and Control	1,84,68,213	
115. Guest Houses, Government Hostels, etc.	1,69,21,717	
800. Other Expenditure	7,20,000	
	<hr/>	
Total : 2070	6,82,12,802	
	<hr/>	
Total : (d) Administrative Services	<i>68,67,805</i> 1,14,49,93,949	
	<hr/>	
(e) Pensions and Miscellaneous General Services		
2071. Pensions and other Retirement Benefits		
01. Civil		
101. Superannuation and Retirement Allowances	29,99,34,803	
102. Commuted Value of Pensions	3,40,39,546	
104. Gratuities	6,74,06,786	
105. Family Pensions	13,12,33,941	
111. Pensions to Legislators	57,54,017	
	<hr/>	
Total : 2071	53,83,69,093	
	<hr/>	

NO. 11

BY MINOR HEADS - Contd.

charged expenditure)

for 1997-98

Plan (3) Rs.	Centrally Spon- sored Plan Schemes (including NEC, Central Plan and Sub-Plan Schemes) (4) Rs.	Total (5) Rs.
...	...	(-) 3,17,40,335
...	...	30,40,963
<u>76,99,170</u>	...	<u>(-) 3,63,33,211</u>
<u>76,99,170</u>	...	<u>(-) 2,12,79,150</u>
20,98,678	2,34,000	36,67,772
...	...	45,69,263
...	...	1,39,930
...	...	2,60,58,585
...	...	1,84,68,213
...	...	1,69,21,717
...	...	7,20,000
<u>20,98,678</u>	<u>2,34,000</u>	<u>7,05,45,480</u>
<u>1,77,27,883</u>	<u>2,34,000</u>	<u>1,16,98,23,637</u>
...	...	29,99,34,803
...	...	3,40,39,546
...	...	6,74,06,786
...	...	13,12,33,941
...	...	57,54,017
<u>...</u>	<u>...</u>	<u>53,83,69,093</u>

DETAILED ACCOUNT OF EXPENDITURE

(Figures in italics represent

Heads

Actuals

(1)	Non-Plan	(2)
		Rs.
A. GENERAL SERVICES - Concl'd		
<i>(e) Pensions and Miscellaneous</i>		
<i>General Services - Concl'd.</i>		
2075. Miscellaneous General Services		
103. State Lotteries	27,55,146	
800. Other Expenditures	50,000	
Total : 2075	<u>28,05,146</u>	
Total : <i>(e)Pensions and</i>		
<i>Miscellaneous General Services</i>	<u>54,11,74,239</u>	
TOTAL : A. GENERAL SERVICES	<u>81,27,30,961</u>	
	<u>1,89,86,07,827</u>	
B. SOCIAL SERVICES		
<i>(a) Education, Sports, Art</i>		
<i>and Culture</i>		
2202. General Education		
01. <i>Elementary Education</i>		
001. Direction and		
Administration	1,74,03,943	
052. Equipment	...	
101. Government Primary Schools	65,11,43,647	
102. Assistance to Non-Government		
Primary Schools	3,80,56,248	
104. Inspection	1,41,44,429	
105. Non Formal Education	...	
106. Teachers and other Services	...	
107. Teachers training	...	
108. Text Books	...	
109. Scholarships and Incentives	...	
110. Examination	...	
800. Other expenditure	9,31,22,738	
Total:01	<u>81,38,71,005</u>	

NO. 11

BY MINOR HEADS - Contd.

charged expenditure)

for 1997-98

Plan (3) Rs.	Centrally Spon- sored Plan Schemes (including NEC, Central Plan and Sub-Plan Schemes) (4) Rs.	Total (5) Rs.
...	...	27,55,146
...	...	50,000
...	...	28,05,146
...	...	54,11,74,239
<u>2,50,28,441</u>	<u>1,33,79,831</u>	<u>2,74,97,47,060</u>
6,00,000	...	1,80,03,943
23,75,000	...	23,75,000
3,02,12,000	...	68,13,55,647
2,39,71,451	...	6,20,27,699
...	...	1,41,44,429
43,99,545	1,18,55,205	1,62,54,750
97,000	...	97,000
94,797	...	94,797
2,70,585	...	2,70,585
14,000	...	14,000
67,780	...	67,780
77,66,399	...	10,08,89,137
<u>6,98,68,557</u>	<u>1,18,55,205</u>	<u>89,55,94,767</u>

STATEMENT

DETAILED ACCOUNT OF EXPENDITURE

(Figures in italics represent

Heads

Actuals

(1)	Non-Plan	(2) Rs.
B. SOCIAL SERVICES - Contd.		
(a) Education, Sports, Art and Culture - Contd.		
2202. General Education - Contd.		
<i>02. Secondary Education</i>		
001. Direction and Administration	2,19,810	
004. Research and Training	...	
052. Equipments	...	
053. Maintenance of Buildings	...	
101. Inspection	20,22,305	
104. Teachers and other Services	12,75,163	
107. Scholarships	24,88,163	
109. Government Secondary Schools	45,96,40,140	
110. Assistance to Non-Government Secondary Schools	2,03,27,634	
800. Other expenditure	...	
Total : 02	<u>48,59,73,215</u>	
<i>03. University and Higher Education</i>		
001. Direction and Administration	44,56,385	
102. Assistance to Universities	2,75,00,000	
103. Government Colleges and Institutes	17,77,69,536	
104. Assistance to Non-Government Colleges and Institutes	1,31,34,000	
105. Faculty Development Programme	20,34,605	
106. Text Book Development	...	
107. Scholarships	6,95,655	
800. Other expenditure	...	
Total : 03	<u>22,55,90,181</u>	

NO. 11

BY MINOR HEADS - Contd.

charged expenditure)

for 1997-98

Plan	Centrally Spon- sored Plan Schemes (including NEC, Central Plan and Sub-Plan Schemes)	Total
(3)	(4)	(5)
Rs.	Rs.	Rs.
1,50,000	...	3,69,810
99,997	...	99,997
23,78,000	14,20,000	37,98,000
6,00,000	...	6,00,000
1,00,000	...	21,22,305
2,06,090	15,43,584	30,24,837
...	...	24,88,163
3,53,16,000	...	49,49,56,140
77,10,000	...	2,80,37,634
27,61,910	...	27,61,910
<u>4,93,21,997</u>	<u>29,63,584</u>	<u>53,82,58,796</u>
9,46,365	...	54,02,750
1,50,00,000	...	4,25,00,000
4,61,95,376	...	22,39,64,912
45,700	...	1,31,79,700
48,200	...	20,82,805
6,95,775	...	6,95,775
8,60,235	...	15,55,890
9,65,806	...	9,65,806
<u>6,47,57,457</u>	<u>...</u>	<u>29,03,47,638</u>

DETAILED ACCOUNT OF EXPENDITURE

(Figures in italics represent

*Heads**Actuals*

	Non-Plan
(1)	(2)
	Rs.
B. SOCIAL SERVICES - Contd.	
(a) Education, Sports, Art and Culture - Contd.	
2202. General Education - Concl'd.	
<i>04. Adult Education</i>	
001. Direction and Administration	36,33,921
103. Rural Functional Literacy Programmes	...
Total : 04	<u>36,33,921</u>
<i>05. Language Development</i>	
001. Direction and Administration	3,92,000
102. Promotion of Modern Indian Languages and Literature	3,94,780
103. Sanskrit Education	6,64,870
Total : 05	<u>14,51,650</u>
<i>80. General</i>	
001. Direction and Administration	1,58,28,529
003. Training	1,19,43,222
004. Research	...
107. Scholarships	95,662
800. Other expenditure	49,98,801
Total : 80	<u>3,28,66,214</u>
Total : 2202	<u>1,56,33,86,186</u>
2203. Technical Education	
001. Direction and Administration	7,92,344
105. Polytechnics	24,01,654
107. Scholarships	3,32,520
Total : 2203	<u>35,26,518</u>

NO. 11

BY MINOR HEADS - Contd.

charged expenditure)

for 1997-98

Plan (3) Rs.	Centrally Spon- sored Plan Schemes (including NEC, Central Plan and Sub-Plan Schemes) (4) Rs.	Total (5) Rs.
1,16,86,000	...	1,53,19,921
...	28,83,000	28,83,000
<u>1,16,86,000</u>	<u>28,83,000</u>	<u>1,82,02,921</u>
18,000	...	4,10,000
3,87,000	...	7,81,780
- 14,998	...	6,79,868
<u>4,19,998</u>	<u>...</u>	<u>18,71,648</u>
2,31,000	...	1,60,59,529
24,93,652	...	1,44,36,874
20,000	...	20,000
...	...	95,662
5,21,000	16,67,601	71,87,402
<u>32,65,652</u>	<u>16,67,601</u>	<u>3,77,99,467</u>
<u>19,93,19,661</u>	<u>1,93,69,390</u>	<u>1,78,20,75,237</u>
31,54,837	...	39,47,181
63,03,445	...	87,05,099
...	...	3,32,520
<u>94,58,282</u>	<u>...</u>	<u>1,29,84,800</u>

DETAILED ACCOUNT OF EXPENDITURE

(Figures in italics represent

Heads

Actuals

(1)	Non-Plan	(2)
		Rs.
B. SOCIAL SERVICES-Contd.		
(a) Education, Sports, Art and Culture - Concl'd.		
2204. Sports and Youth Services		
001. Direction and Administration		43,23,604
101. Physical Education		85,72,849
102. Youth Welfare Programmes for Students		...
103. Youth Welfare Programmes for non-students		...
104. Sports and Games		9,49,615
Total : 2204		<u>1,38,46,068</u>
2205. Art and Culture		
001. Direction and Administration		20,000
101. Fine Art Education		8,46,000
102. Promotion of Art and Culture		39,58,000
103. Archaeology		7,60,000
104. Archives		3,31,000
105. Public Libraries		5,73,000
107. Museums		10,27,000
800. Other expenditure		...
Total : 2205		<u>75,15,000</u>
Total : (a) Education, Sports, Art and Culture		<u>1,58,82,73,772</u>
(b) Health and Family Welfare		
2210. Medical and Public Health		
01. Urban Health Services - Allopathy -		
001. Direction and Administration		1,78,46,149
104. Medical Stores Depots		1,07,26,377
109. School Health Scheme		22,34,332
110. Hospitals and Dispensaries		3,58,93,765
Total : 01		<u>6,67,00,623</u>

NO. 11

BY MINOR HEADS - Contd.

charged expenditure)

for 1997-98

Plan	Centrally Spon- sored Plan Schemes (including NEC, Central Plan and Sub-Plan Schemes)	Total
(3)	(4)	(5)
Rs.	Rs.	Rs.
50,04,657	...	93,28,261
2,06,65,969	...	2,92,38,818
7,82,536	6,54,500	14,37,036
1,64,71,083	...	1,64,71,083
13,28,98,464	10,00,000	13,48,48,079
<u>17,58,22,709</u>	<u>16,54,500</u>	<u>19,13,23,277</u>
22,04,000	...	22,24,000
11,53,000	...	19,99,000
11,19,400	38,000	51,15,400
9,01,700	...	16,61,700
12,20,000	...	15,51,000
20,76,300	...	26,49,300
8,56,000	...	18,83,000
61,28,090	...	61,28,090
<u>1,56,58,490</u>	<u>38,000</u>	<u>2,32,11,490</u>
<u>40,02,59,142</u>	<u>2,10,61,890</u>	<u>2,00,95,94,804</u>
13,14,478	...	1,91,60,627
...	...	1,07,26,377
...	...	22,34,332
1,61,90,980	...	5,20,84,745
<u>1,75,05,458</u>	<u>...</u>	<u>8,42,06,081</u>

DETAILED ACCOUNT OF EXPENDITURE

(Figures in italics represent

Heads

Actuals

(1)	Non-Plan
(2)	Rs.
B. SOCIAL SERVICES - Contd.	
(b) Health and Family Welfare - Contd.	
2210. Medical and Public Health - Contd.	
02. <i>Urban Health Services -</i>	
<i>Other systems of medicine</i>	
102. Homeopathy	6,29,863
Total : 02	<u>6,29,863</u>
03. <i>Rural Health Services-</i>	
<i>Allopathy</i>	
101. Health Sub-centres	4,35,47,162
103. Primary Health Centres	4,43,52,718
104. Community Health Centres	4,57,760
110. Hospitals and Dispensaries	3,32,81,792
Total : 03	<u>12,16,39,432</u>
04. <i>Rural Health Services -Other</i>	
<i>Systems of medicine</i>	
102. Homeopathy	7,64,592
200. Other Systems	...
Total : 04	<u>7,64,592</u>
05. <i>Medical Education, Training</i>	
<i>and Research</i>	
105. Allopathy	3,05,47,193
200. Other Systems	...
Total : 05	<u>3,05,47,193</u>

NO. 11

BY MINOR HEADS - Contd.

charged expenditure)

for 1997-98

Plan	Centrally Spon- sored Plan Schemes (including NEC, Central Plan and Sub-Plan Schemes)	Total
(3)	(4)	(5)
Rs.	Rs.	Rs.
...	...	6,29,863
...	...	6,29,863
...	...	4,35,47,162
1,36,74,916	...	5,80,27,634
61,71,126	...	66,28,886
14,82,836	...	3,47,64,628
2,13,28,878	...	14,29,68,310
4,53,459	...	12,18,051
3,03,712	...	3,03,712
7,57,171	...	15,21,763
...	...	3,05,47,193
5,00,000	...	5,00,000
5,00,000	...	3,10,47,193

DETAILED ACCOUNT OF EXPENDITURE

(Figures in italics represent

Heads

Actuals

	Non-Plan
(1)	(2)
	Rs.
B. SOCIAL SERVICES - Contd.	
(b) Health and Family Welfare - Concl'd.	
2210. Medical and Public Health - Concl'd.	
06. Public Health	
101. Prevention and Control of diseases	5,94,57,781
104. Drug Control	...
107. Public Health Laboratories	...
112. Public Health Education	17,42,643
800. Other expenditure	24,48,898
Total : 06	6,36,49,322
80. General	
004. Health Statistics and Evaluation	63,94,540
800. Other expenditure	71,31,346
Total : 80	1,35,25,886
Total : 2210	29,74,56,911
2211. Family Welfare	
001. Direction and Administration	...
003. Training	...
101. Rural Family Welfare Services	...
102. Urban Family Welfare Services	...
103. Maternity and Child Health	...
104. Transport	...
105. Compensation	...
106. Mass Education	...
200. Other Services and Supplies	...
Total : 2211	...
Total : (b) Health and Family Welfare	29,74,56,911

NO. 11

BY MINOR HEADS - Contd.

charged expenditure)

for 1995-96

Plan	Centrally Spon- sored Plan Schemes (including NEC, Central Plan and Sub-Plan Schemes)	Total
(3)	(4)	(5)
Rs.	Rs.	Rs.
32,32,664	5,49,51,648	11,76,42,093
1,80,130	...	1,80,130
44,780	...	44,780
47,746	...	17,90,389
89,431	...	25,38,329
<u>35,94,751</u>	<u>5,49,51,648</u>	<u>12,21,95,721</u>
1,88,255	...	65,82,795
...	...	71,31,346
<u>1,88,255</u>	<u>...</u>	<u>1,37,14,141</u>
<u>4,38,74,513</u>	<u>5,49,51,648</u>	<u>39,62,83,072</u>
...	1,36,34,156	1,36,34,156
...	54,43,654	54,43,654
...	2,11,01,424	2,11,01,424
...	32,66,901	32,66,901
...	33,56,760	33,56,760
...	9,29,452	9,29,452
...	8,66,832	8,66,832
...	16,40,340	16,40,340
...	1,19,65,562	1,19,65,562
<u>...</u>	<u>6,22,05,081</u>	<u>6,22,05,081</u>
<u>4,38,74,513</u>	<u>11,71,56,729</u>	<u>45,84,88,153</u>

STATEMENT

DETAILED ACCOUNT OF EXPENDITURE

(Figures in italics represent

Heads

Actuals

	Non-Plan
(1)	(2)
	Rs.
B. SOCIAL SERVICES - Contd.	
(c) Water Supply, Sanitation, Housing and Urban Development	
2215. Water Supply and Sanitation	
01. Water Supply	
001. Direction and Administration	69,87,350
101. Urban Water Supply Programmes	1,82,29,782
102. Rural Water Supply Programmes	41,60,677
799. Suspense	(-) 3,99,96,725
Total : 01	(-) 1,06,18,916
02. Sewerage and Sanitation	
107. Sewerage Services	...
Total : 02	...
Total : 2215	(-) 1,06,18,916
2216. Housing	
01. Government Residential Buildings	
067. Minor Works	62,691
106. General Pool accommodation	49,57,784
049. Power	1,56,625
Total : 01	51,77,100
80. General	
001. Direction and Administration	6,75,364
800. Other Expenditure	2,86,426
Total : 80	6,75,364 2,86,426
Total : 2216	6,75,364 54,63,526

NO. 11

BY MINOR HEADS - Contd.

charged expenditure)

for 1997-98

Plan (3) Rs.	Centrally Spon- sored Plan Schemes (including NEC, Central Plan and Sub-Plan Schemes) (4) Rs.	Total (5) Rs.
48,66,249	...	1,18,53,599
88,28,317	3,44,966	2,74,03,065
2,67,12,715	4,18,151	3,12,91,543
...	...	(-) 3,99,96,725
<u>4,04,07,281</u>	<u>7,63,117</u>	<u>3,05,51,482</u>
22,63,760	...	22,63,760
<u>22,63,760</u>	...	<u>22,63,760</u>
<u>4,26,71,041</u>	<u>7,63,117</u>	<u>3,28,15,242</u>
...	...	62,691
...	...	49,57,784
...	...	1,56,625
<u>...</u>	...	<u>51,77,100</u>
1,05,96,060	...	1,12,71,424
...	...	2,86,426
<u>1,05,96,060</u>	...	<u>1,15,57,850</u>
<u>1,05,96,060</u>	...	<u>1,67,34,950</u>

DETAILED ACCOUNT OF EXPENDITURE

(Figures in italics represent

Heads

Actuals

		Non-Plan
(1)	(2)	Rs.
B. SOCIAL SERVICES - Contd.		
(c) Water Supply, Sanitation, Housing and Urban Development - Concl'd.		
2217. Urban Development		
01. State Capital Development		
191. Assistance to Local Bodies, Corporations, Urban Development Authorities, Town Improvement Boards, etc.	65,36,570	
800. Other expenditure	13,41,872	
Total : 01	78,78,442	
Total : 2217	78,78,442	
Total : (c) Water Supply, Sanitation, Housing and Urban Development	6,75,364	27,23,052
(d) Information and Broadcasting		
2220. Information and Publicity		
<i>60. Others</i>		
001. Direction and Administration	30,66,487	
101. Advertising and Visual Publicity	8,01,097	
102. Information Centres	18,30,186	
103. Press Information Services	...	
106. Field Publicity	10,33,674	
107. Song and Drama Services	6,31,001	

NO. 11

BY MINOR HEADS - Contd.

charged expenditure)

for 1997-98

Plan	Centrally Spon- sored Plan Schemes (including NEC, Central Plan and Sub-Plan Schemes)	Total
(3)	(4)	(5)
Rs.	Rs.	Rs.
32,88,591	...	98,25,161
2,87,08,813	43,65,000	3,44,15,685
<u>3,19,97,404</u>	<u>43,65,000</u>	<u>4,42,40,846</u>
3,19,97,404	43,65,000	4,42,40,846
<u>8,52,64,505</u>	<u>51,28,117</u>	<u>9,37,91,038</u>
9,35,464	...	40,01,951
4,21,200	...	12,22,297
5,71,842	...	24,02,028
6,02,359	...	6,02,359
24,39,574	...	34,73,248
6,09,519	...	12,40,520

DETAILED ACCOUNT OF EXPENDITURE

(Figures in italics represent

Heads

Actuals

(1)	Non-Plan	(2)
		Rs.
B. SOCIAL SERVICES - Contd.		
(d) Information and Broadcasting - Concl'd.		
2220. Information and Publicity - Concl'd.		
<i>60. Others - Concl'd.</i>		
109. Photo Services		7,19,748
110. Publications		9,33,611
111. Community Radio & Television		...
Total : 60		90,15,804
Total : 2220		90,15,804
<i>Total : (d) Information and Broadcasting</i>		90,15,804
(e) Welfare of Scheduled Castes, Scheduled Tribes and Other Backward Classes		
2225. Welfare of Scheduled Castes, Scheduled Tribes and Other Backward Classes		
01. <i>Welfare of Scheduled Castes</i>		
102. Economic Development		3,89,720
277. Education		...
282. Health		...
283. Housing		...
Total : 01		3,89,720
02. <i>Welfare of Scheduled Tribes</i>		
001. Direction and Administration		81,587
102. Economic Development		...
277. Education		46,21,940
282. Health		...
283. Housing		...
794. Special Central Assistance for Tribal Sub-Plan		...
800. Other expenditure		...
Total : 02		47,03,527

NO. 11

BY MINOR HEADS - Contd.

charged expenditure)

for 1997-98

Plan	Centrally Spon- sored Plan Schemes (including NEC, Central Plan and Sub-Plan Schemes)	Total
(3)	(4)	(5)
Rs.	Rs.	Rs.
4,63,016	...	11,82,764
11,50,615	...	20,84,226
1,749	...	1,749
<hr/> 71,95,338	<hr/> ...	<hr/> 1,62,11,142
<hr/> 71,95,338	<hr/> ...	<hr/> 1,62,11,142
<hr/> 71,95,338	<hr/> ...	<hr/> 1,62,11,142
<hr/> 11,79,025	<hr/> 3,09,49,788	<hr/> 3,25,18,533
3,22,235	...	3,22,235
74,000	...	74,000
4,50,000	...	4,50,000
<hr/> 20,25,260	<hr/> 3,09,49,788	<hr/> 3,33,64,768
<hr/> 42,01,058	<hr/> ...	<hr/> 42,82,645
34,13,867	...	34,13,867
21,92,307	...	68,14,247
98,718	...	98,718
69,05,113	...	69,05,113
...	7,87,72,492	7,87,72,492
4,00,24,738	...	4,00,24,738
<hr/> 5,68,35,801	<hr/> 7,87,72,492	<hr/> 14,03,11,820

DETAILED ACCOUNT OF EXPENDITURE

(Figures in italics represent

Heads

Actuals

(1)	Non-Plan	(2)
		Rs.
B. SOCIAL SERVICES - Contd.		
(e) Welfare of Scheduled Castes, Scheduled Tribes and Other Backward Classes- Concl'd.		
2225. Welfare of Scheduled Castes, Scheduled Tribes and Other Backward Classes- Concl'd.		
03. Welfare of Backward Classes		
001. Direction and Administration		19,44,688
800. Other expenditure		...
Total : 03		19,44,688
80. General		
800. Other expenditure		1,64,28,734
Total : 80		1,64,28,734
Total : 2225		2,34,66,669
Total : (e) Welfare of Scheduled Castes, Scheduled Tribes and Other Backward Classes		2,34,66,669
(f) Labour and Labour Welfare		
2230. Labour and Employment		
01. Labour		
101. Industrial Relations		16,28,946
Total : 01		16,28,946
02. Employment Service		
001. Direction and Administration		15,13,744
004. Research, Survey and Statistics		2,17,025
101. Employment Services		34,77,044
Total : 02		52,07,813

NO. 11

BY MINOR HEADS - Contd.

charged expenditure)

for 1997-98

Plan (3) Rs.	Centrally Spon- sored Plan Schemes (including NEC, Central Plan and Sub-Plan Schemes) (4) Rs.	Total (5) Rs.
74,05,597	6,58,000	1,00,08,285
47,78,000	...	47,78,000
<u>1,21,83,597</u>	<u>6,58,000</u>	<u>1,47,86,285</u>
...	...	1,64,28,734
...	...	1,64,28,734
<u>7,10,44,658</u>	<u>11,03,80,280</u>	<u>20,48,91,607</u>
<u>7,10,44,658</u>	<u>11,03,80,280</u>	<u>20,48,91,607</u>
21,42,669	...	37,71,615
<u>21,42,669</u>	...	<u>37,71,615</u>
25,88,988	...	41,02,732
...	...	2,17,025
...	...	34,77,044
<u>25,88,988</u>	...	<u>77,96,801</u>

DETAILED ACCOUNT OF EXPENDITURE

(Figures in italics represent

Heads

Actuals

(1)	Non-Plan	(2)
		Rs.
B. SOCIAL SERVICES - Contd.		
<i>(f) Labour and Labour Welfare - Concl'd.</i>		
2230. Labour and Employment - Concl'd.		
<i>03. Training</i>		
003. Training of Craftsmen and Supervisors	74,49,383	
052. Machinery and Equipment	88,234	
101. Industrial Training Institutes	...	
102. Apprenticeship Training	3,39,117	
800. Other Expenditure	...	
Total : 03	78,76,734	
Total : 2230	1,47,13,493	
Total : <i>(f) Labour and Labour Welfare</i>	1,47,13,493	
<i>(g) Social Welfare and Nutrition</i>		
2235. Social Security and Welfare		
<i>01. Rehabilitation</i>		
001. Direction and Administration	4,56,75,103	
200. Other Relief Measures	...	
202. Other Rehabilitation Schemes	...	
800. Other expenditure	1,10,000	
Total : 01	4,57,85,103	
<i>02. Social Welfare</i>		
001. Direction and Administration	2,43,17,067	
101. Welfare of handicapped	19,00,019	
102. Child Welfare	41,58,518	
103. Women's Welfare	1,24,89,788	
104. Welfare of aged, infirm and destitute	43,79,000	
105. Prohibition	...	
106. Correctional Services	...	
107. Assistance to Voluntary Organisations	5,20,000	
800. Other expenditure	99,676	
Total : 02	4,78,64,068	

NO. 11

BY MINOR HEADS - Contd.

charged expenditure)

for 1997-98

Plan	Centrally Spon- sored Plan Schemes (including NEC, Central Plan and Sub-Plan Schemes)	Total
(3)	(4)	(5)
Rs.	Rs.	Rs.
21,08,194	...	95,57,577
...	...	88,234
30,76,426	22,91,237	53,67,663
29,920	...	3,69,037
40,000	3,27,964	3,67,964
<hr/>	<hr/>	<hr/>
52,54,540	26,19,201	1,57,50,475
<hr/>	<hr/>	<hr/>
99,86,197	26,19,201	2,73,18,891
<hr/>	<hr/>	<hr/>
99,86,197	26,19,201	2,73,18,891
<hr/>	<hr/>	<hr/>
...	...	4,56,75,103
...
...
...	...	1,10,000
<hr/>	<hr/>	<hr/>
...	...	4,57,85,103
<hr/>	<hr/>	<hr/>
47,53,828	...	2,90,70,895
14,99,211	...	33,99,230
6,11,624	7,39,13,265	7,86,83,407
8,85,985	...	1,33,75,773
...	...	43,79,000
1,54,967	...	1,54,967
1,25,581	...	1,25,581
3,00,000	...	8,20,000
59,03,543	...	60,03,219
<hr/>	<hr/>	<hr/>
1,42,34,739	7,39,13,265	13,60,12,072
<hr/>	<hr/>	<hr/>

DETAILED ACCOUNT OF EXPENDITURE

(Figures in italics represent

Heads

Actuals

(1)	Non-Plan	(2)
		Rs.
B. SOCIAL SERVICES - Concl'd.		
(g) Social Welfare and Nutrition - Concl'd.		
2235. Social Security and Welfare - Concl'd.		
60. <i>Other Social Security and Welfare programmes</i>		
200. Other Programmes		17,190
800. Other expenditure		5,60,000
		<hr/>
Total : 60		5,60,000
		17,190
		<hr/>
Total : 2235		5,60,000
		9,36,66,361
		<hr/>
2236. Nutrition		
02. <i>Distribution of Nutritious food and beverages</i>		
101. Special Nutrition programmes		3,79,384
		<hr/>
Total : 2236		3,79,384
		<hr/>
2245. Relief on Account of Natural Calamities		
05. <i>Calamity Relief Fund</i>		
101. Transfers to/from Reserve Funds and Deposit Accounts - Calamity Relief Fund		...
		<hr/>
Total : 2245		...
		<hr/>
Total : (g) Social Welfare and Nutrition		5,60,000
		9,40,45,745
		<hr/>

NO. 11

BY MINOR HEADS - Contd.

charged expenditure)

for 1997-98

Plan	Centrally Spon- sored Plan Schemes (including NEC, Central Plan and Sub-Plan Schemes)	Total
(3)	(4)	(5)
Rs.	Rs.	Rs.
...	...	17,190
...	...	5,60,000
...	...	5,77,190
1,42,34,739	7,39,13,265	18,23,74,365
1,88,14,799	...	1,91,94,183
1,88,14,799	...	1,91,94,183
1,96,00,000	...	1,96,00,000
1,96,00,000	...	1,96,00,000
5,26,49,538	7,39,13,265	22,11,68,548

DETAILED ACCOUNT OF EXPENDITURE

(Figures in italics represent

Heads

Actuals

(1)	Non-Plan	(2)
		Rs.
B. SOCIAL SERVICES - Concl'd.		
(h) Others		
2250. Other Social Services		
101. Donations for Charitable purposes		40,10,999
800. Other Expenditure		11,12,000
Total : 2250		<u>51,22,999</u>
2251. Secretariat - Social Services		
090. Secretariat		1,47,73,332
Total : 2251		<u>1,47,73,332</u>
Total : (h) Others		<u>1,98,96,331</u>
TOTAL : B. SOCIAL SERVICES		<u>12,35,364</u> <u>2,04,95,91,777</u>
C. ECONOMIC SERVICES		
(a) Agriculture and Allied Activities		
2401. Crop Husbandry		
001. Direction and Administration		3,20,63,000
102. Foodgrain crops		24,66,000
103. Seeds		45,93,000
104. Agricultural Farms		25,03,000
105. Manures and Fertilizers		1,08,000
107. Plant Protection		...
108. Commercial Crops		34,18,000
109. Extension and Farmers' Training		1,21,58,000
111. Agricultural Economic and Statistics		...
113. Agricultural Engineering		42,77,000
119. Horticulture and Vegetable Crops		62,58,000
800. Other expenditure		...
Total : 2401		<u>7,18,44,000</u>

NO. 11

BY MINOR HEADS - Contd.

charged expenditure)

for 1997-98

Plan	Centrally Spon- sored Plan Schemes (including NEC, Central Plan and Sub-Plan Schemes)	Total
(3)	(4)	(5)
Rs.	Rs.	Rs.
...	...	40,10,999
...	...	11,12,000
...	...	51,22,999
...	...	1,47,73,332
...	...	1,47,73,332
...	...	1,98,96,331
67,02,73,891	33,02,59,482	3,05,13,60,514
4,01,96,000	...	7,22,59,000
38,93,000	3,04,91,623	3,68,50,623
36,44,000	...	82,37,000
58,81,000	...	83,84,000
5,80,000	2,50,000	49,38,000
17,05,000	62,43,500	79,48,500
18,34,000	...	52,52,000
2,90,000	15,00,000	1,39,48,000
1,30,000	...	1,30,000
4,00,000	...	46,77,000
48,33,000	...	1,10,91,000
35,90,000	...	35,90,000
6,69,76,000	3,84,85,123	17,73,05,123

DETAILED ACCOUNT OF EXPENDITURE

(Figures in italics represent

*Heads**Actuals*

	Non-Plan
(1)	(2)
	Rs.
C. ECONOMIC SERVICES - Contd.	
(a) Agriculture and Allied Activities - Contd	
2402. Soil and Water Conservation	
001. Direction and Administration	2,76,87,812
101. Soil Survey and Testing	27,10,271
102. Soil Conservation	82,92,611
103. Land reclamation and Development	...
Total : 2402	3,86,90,694
2403. Animal Husbandry	
001. Direction and Administration	2,87,19,346
101. Veterinary Services and Animal Health	4,61,62,436
102. Cattle and Buffalo Development	1,93,77,594
103. Poultry Development	24,32,764
104. Sheep and Wool Development	...
105. Piggery Development	...
106. Other Livestock Development	...
107. Fodder and Feed Development	11,41,325
109. Extension and Training	1,90,699
113. Administrative Investigation and Statistics	...
800. Other Expenditure	...
Total : 2403	9,80,24,164
2404. Dairy Development	
001. Direction and Administration	3,99,479
102. Dairy Development Projects	16,08,904
Total : 2404	20,08,383

NO. 11

BY MINOR HEADS - Contd.

charged expenditure)

for 1997-98

Plan (3) Rs.	Centrally Spon- sored Plan Schemes (including NEC, Central Plan and Sub-Plan Schemes) (4) Rs.	Total (5) Rs.
90,70,240	...	3,67,58,052
13,93,259	...	41,03,530
53,28,225	5,04,03,520	6,40,24,356
...
<u>1,57,91,724</u>	<u>5,04,03,520</u>	<u>10,48,85,938</u>
11,90,662	...	2,99,10,008
1,58,83,586	13,05,514	6,33,51,536
26,28,748	...	2,20,06,342
8,33,792	...	32,66,556
...	4,66,935	4,66,935
21,56,866	44,43,692	66,00,558
13,66,753	22,23,100	35,89,853
2,98,958	...	14,40,283
36,153	34,98,937	37,25,789
16,47,582	5,94,049	22,41,631
...	5,00,000	5,00,000
<u>2,60,43,100</u>	<u>1,30,32,227</u>	<u>13,70,99,491</u>
2,84,636	...	6,84,115
14,90,545	49,09,220	80,08,669
<u>17,75,181</u>	<u>49,09,220</u>	<u>86,92,784</u>

DETAILED ACCOUNT OF EXPENDITURE

(Figures in italics represent

Heads

Actuals

	Non-Plan
(1)	(2)
	Rs.
C. ECONOMIC SERVICES - Contd.	
(a) Agriculture and Allied Activities - Contd	
2405. Fisheries	
001. Direction and Administration	3,33,77,864
004. Research	...
101. Inland Fisheries	55,61,303
105. Processing, Preservation and Marketing	...
109. Extension and Training	9,53,085
110. Mechanisation and Improvement of Fish Crafts	...
120. Fisheries Co-operatives	...
800. Other expenditure	...
Total : 2405	3,98,92,252
2406. Forestry and Wild Life	
01. Forestry	
001. Direction and Administration	5,40,30,060
005. Survey and Utilisation of Forests Resources	...
013. Statistics	...
070. Communications and Buildings	...
101. Forests Conservation Development and Regeneration	...
102. Social and Farm Forestry	...
105. Forest Produce	...
109. Extension and Training	...
800. Other expenditure	...
Total : 01	5,40,30,060
02. Environmental Forestry and Wild Life	
110. Wild Life Preservation	...
111. Zoological Park	...
Total : 02	...
Total : 2406	5,40,30,060

NO. 11

BY MINOR HEADS - Contd.

charged expenditure)

for 1997-98

Plan	Centrally Spon- sored Plan Schemes (including NEC, Central Plan and Sub-Plan Schemes)	Total
(3)	(4)	(5)
Rs.	Rs.	Rs.
54,49,119	...	3,88,26,983
49,967	...	49,967
18,01,513	...	73,62,816
41,99,954	...	41,99,954
3,29,883	...	12,82,968
26,32,193	...	26,32,193
982982
57,37,299	11,85,975	69,23,274
<u>2,02,00,910</u>	<u>11,85,975</u>	<u>6,12,79,137</u>
21,41,490	...	5,61,71,550
12,26,415	...	12,26,415
2,71,819	...	2,71,819
6,26,261	...	6,26,261
4,89,996	...	4,89,996
1,59,40,576	...	1,59,40,576
2,86,471	18,00,000	20,86,471
9,26,960	...	9,26,960
68,38,222	...	68,38,222
<u>2,87,48,210</u>	<u>18,00,000</u>	<u>8,45,78,270</u>
11,74,849	22,40,760	34,15,609
16,38,863	1,58,25,050	1,74,63,913
<u>28,13,712</u>	<u>1,80,65,810</u>	<u>2,08,79,522</u>
<u>3,15,61,922</u>	<u>1,98,65,810</u>	<u>10,54,57,792</u>

DETAILED ACCOUNT OF EXPENDITURE

(Figures in italics represent

Heads

Actuals

(1)	Non-Plan (2) Rs.
C. ECONOMIC SERVICES - Contd.	
(a) Agriculture and Allied Activities - Contd.	
2407. Plantations	
03. Rubber	
800. Other expenditure	...
Total : 2407	...
2408. Food Storage and Warehousing	
01. Food	
001. Direction and Administration	2,35,63,362
103. Food Processing	...
800. Other Expenditure	3,88,875
Total : 01	2,39,52,237
Total : 2408	2,39,52,237
2415. Agricultural Research and Education	
02. Soil and Water Conservation	
004. Research & Evaluation	36,45,000
Total : 02	36,45,000
80. General	
277. Education	31,62,000
Total : 80	...
Total : 2415	68,07,000

NO. 11

BY MINOR HEADS - Contd.
charged expenditure)

for 1997-98

Plan	Centrally Spon- sored Plan Schemes (including NEC, Central Plan and Sub-Plan Schemes)	Total
(3)	(4)	(5)
Rs.	Rs.	Rs.
15,14,500	...	15,14,500
15,14,500	...	15,14,500
18,82,413	...	2,54,45,775
...	48,29,335	48,29,335
7,37,000	66,60,000	77,85,875
26,19,413	1,14,89,335	3,80,60,985
26,19,413	1,14,89,335	3,80,60,985
37,46,000	3,46,937	77,37,937
37,46,000	3,46,937	77,37,937
...	62,10,500	93,72,500
...	62,10,500	93,72,500
37,46,000	65,57,437	1,71,10,437

DETAILED ACCOUNT OF EXPENDITURE

(Figures in italics represent

Heads

Actuals

(1)	Non-Plan (2) Rs.
C. ECONOMIC SERVICES - Contd.	
(a) Agriculture and Allied Activities - Concl'd.	
2425. Co-operation	
001. Direction and Administration	2,53,59,763
003. Training	...
004. Research and Evaluation	...
101. Audit of Co-operatives	59,76,099
105. Information and Publicity	...
106. Assistance to multi-purpose rural co-operatives	...
107. Assistance to credit co-operatives	...
108. Assistance to other co-operatives	...
Total : 2425	3,13,35,862
2435. Other Agricultural Programmes	
01. <i>Marketing and quality control</i>	
101. Marketing facilities	...
Total : 2435	...
Total : (a) Agriculture and Allied Activities	36,65,84,652
(b) Rural Development	
2501. Special Programmes for Rural Development	
01. <i>Integrated Rural Development programme</i>	
001. Direction and Administration	...
003. Training	...
101. Subsidy to District Rural Development Agencies	...
Total : 01	...
04. <i>Integrated Rural Energy planning</i>	
003. Training	...
105. Project Implementation	...
Total : 04	...
Total : 2501	...

NO. 11

BY MINOR HEADS - Contd.

charged expenditure)

for 1997-98

Plan	Centrally Spon- sored Plan Schemes (including NEC, Central Plan and Sub-Plan Schemes)	Total
(3)	(4)	(5)
Rs.	Rs.	Rs.
68,94,372	...	3,22,54,135
15,00,000	...	15,00,000
50,000	...	50,000
...	...	59,76,099
50,000	...	50,000
1,20,000	...	1,20,000
40,000	...	40,000
4,40,000	24,71,556	29,11,556
<u>90,94,372</u>	<u>24,71,556</u>	<u>4,29,01,790</u>
5,68,000	1,00,000	6,68,000
<u>5,68,000</u>	<u>1,00,000</u>	<u>6,68,000</u>
<u>17,98,91,122</u>	<u>14,85,00,203</u>	<u>69,49,75,977</u>
14,07,648	...	14,07,648
...
30,71,838	...	30,71,838
<u>44,79,486</u>	<u>...</u>	<u>44,79,486</u>
34,16,830	18,23,269	52,40,099
...
<u>34,16,830</u>	<u>18,23,269</u>	<u>52,40,099</u>
<u>78,96,316</u>	<u>18,23,269</u>	<u>97,19,585</u>

DETAILED ACCOUNT OF EXPENDITURE

(Figures in italics represent

Heads

Actuals

(1)	Non-Plan	(2)
		Rs.
C. ECONOMIC SERVICES - Contd.		
<i>(b) Rural Development - Concl'd.</i>		
2505. Rural Employment		
<i>01. National Programmes</i>		
701. Jawahar Rozgar Yojna	...	
800. Other Expenditure	...	
Total : 2505	...	
2515. Other Rural Development programmes		
101. Panchayati Raj	4,17,02,135	
102. Community Development	2,62,55,339	
Total : 2515	6,79,57,474	
Total : <i>(b) Rural Development</i>	6,79,57,474	
<i>(c) Special Areas Programmes</i>		
2552. North Eastern Areas		
<i>Crop Husbandry -</i>		
109. Extension and Training	...	
<i>Soil and Water Conservation -</i>		
102. Soil Conservation	...	
103. Seeds	...	
800. Other expenditure	...	
<i>Fisheries -</i>		
101. Inland Fisheries	...	
Total : 2552	...	
Total : <i>(c) Special Areas Programme</i>	...	

NO. 11

BY MINOR HEADS - Contd.

charged expenditure)

for 1997-98

Plan	Centrally Spon- sored Plan Schemes (including NEC, Central Plan and Sub-Plan Schemes)	Total
(3)	(4)	(5)
Rs.	Rs.	Rs.
4,44,60,555	...	4,44,60,555
2,68,61,900	...	2,68,61,900
<u>7,13,22,455</u>	<u>...</u>	<u>7,13,22,455</u>
31,93,848	...	4,48,95,983
1,44,19,468	...	4,06,74,807
<u>1,76,13,316</u>	<u>...</u>	<u>8,55,70,790</u>
<u>9,68,32,087</u>	<u>18,23,269</u>	<u>16,66,12,830</u>
...	1,54,767	1,54,767
...	2,00,000	2,00,000
...	1,30,198	1,30,198
...	75,99,000	75,99,000
...	10,20,000	10,20,000
<u>...</u>	<u>91,03,965</u>	<u>91,03,965</u>
<u>...</u>	<u>91,03,965</u>	<u>91,03,965</u>

STATEMENT

DETAILED ACCOUNT OF EXPENDITURE

(Figures in italics represent

Heads

Actuals

		Non-Plan
(1)		(2)
		Rs.
C. ECONOMIC SERVICES - Contd.		
(d) Irrigation and Flood Control		
2701. Major and Medium Irrigation		
<i>04. Medium Irrigation Non-Commercial</i>		
001. Direction and Administration		...
799. Suspense		65 12,883
Total : 04		<u>65 12,883</u>
<i>80. General</i>		
049. Repair and Maintenance		29,65,105
800. Other expenditure		4,87,50,000
Total : 80		<u>5,17,15,105</u>
Total : 2701		<u>5,82,27,988</u>
2702. Minor Irrigation		
<i>01. Surface Water</i>		
102. Lift Irrigation Schemes		22,38,170
103. Diversion Schemes		37,45,311
Total : 01		<u>59,83,481</u>
<i>80. General</i>		
001. Direction and Administration		4,14,623
052. Machinery and Equipment		1,73,635
799. Suspense		(-) 40,49,462
Total : 80		<u>(-) 34,61,204</u>
Total : 2702		<u>25,22,277</u>

NO. 11

BY MINOR HEADS - Contd.

charged expenditure)

for 1997-98

Plan	Centrally Spon- sored Plan Schemes (including NEC, Central Plan and Sub-Plan Schemes)	Total
(3)	(4)	(5)
Rs.	Rs.	Rs.
1,67,53,051	...	1,67,53,051
...	...	65 12,883
<u>1,67,53,051</u>	<u>...</u>	<u>2,32 65,934</u>
...	...	29,65,105
...	...	4,87,50,000
<u>...</u>	<u>...</u>	<u>5,17,15,105</u>
<u>1,67,53,051</u>	<u>...</u>	<u>7,49,81,039</u>
1,00,144	...	23,38,314
...	...	37,45,311
<u>1,00,144</u>	<u>...</u>	<u>60,83,625</u>
1,87,85,964	...	1,92,00,587
...	...	1,73,635
...	...	(-) 40,49,462
<u>1,87,85,964</u>	<u>...</u>	<u>1,53,24,760</u>
<u>1,88,86,108</u>	<u>...</u>	<u>2,14,08,385</u>

STATEMENT

DETAILED ACCOUNT OF EXPENDITURE

(Figures in italics represent

Heads

Actuals

(1)	Non-Plan	(2)
		Rs.
C. ECONOMIC SERVICES - Contd		
(d) Irrigation and Flood Control-Concl'd.		
2705. Command Area Development		
800. Other expenditure		...
Total : 2705		...
2711. Flood Control and Drainage		
<i>01. Flood Control</i>		
001. Direction and Administration		7,98,155
052. Machinery and Equipment		39,73,250
799. Suspense		(-) 79,50,862
800. Other expenditure		2,31,50,728
Total : 01		1,99,71,271
Total : 2711		1,99,71,271
Total : (d) Irrigation and Flood Control		
		8,07,21,536
(e) Energy		
2801. Power		
<i>01. Hydel Generation</i>		
101. Purchase of Power		64,88,66,411
102. H.E. Schemes		6,41,281
Total : 01		64,95,07,692
<i>04. Diesel/Gas Power Generation</i>		
001. Direction and Administration		(-) 1,66,54,991
799. Suspense		(-) 1,05,45,708
800. Other expenditure		6,95,85,081
Total : 04		4,23,84,382
Total : 2801		69,18,92,074

NO. 11

BY MINOR HEADS - Contd.

charged expenditure)

for 1997-98

Plan (3) Rs.	Centrally Spon- sored Plan Schemes (including NEC, Central Plan and Sub-Plan Schemes) (4) Rs.	Total (5) Rs.
1,50,00,255	1,61,12,224	3,11,12,479
<u>1,50,00,255</u>	<u>1,61,12,224</u>	<u>3,11,12,479</u>
2,07,84,880	1,14,43,000	3,30,26,035
...	...	39,73,250
...	...	(-) 79,50,862
...	...	2,31,50,728
<u>2,07,84,880</u>	<u>1,14,43,000</u>	<u>5,21,99,151</u>
<u>2,07,84,880</u>	<u>1,14,43,000</u>	<u>5,21,99,151</u>
<u>7,14,24,294</u>	<u>2,75,55,224</u>	<u>17,97,01,054</u>
...	...	64,88,66,411
...	...	6,41,281
<u>...</u>	<u>...</u>	<u>64,95,07,692</u>
...	...	(-) 1,66,54,991
...	...	(-) 1,05,45,708
...	...	6,95,85,081
<u>...</u>	<u>...</u>	<u>4,23,84,382</u>
<u>...</u>	<u>...</u>	<u>69,18,92,074</u>

DETAILED ACCOUNT OF EXPENDITURE

(Figures in italics represent

Heads

Actuals

(1)	Non-Plan	(2)
		Rs.
C. ECONOMIC SERVICES - Contd.		
(e) Energy - Concl'd.		
2810. Non-Conventional Sources of Energy		
<i>01. Bio Energy</i>		
101. National Programme for Bio Gas Development		...
Total : 01		...
<i>02. Solar</i>		
101. Solar Thermal Energy Programme		...
102. Photovoltaic		...
Total : 02		...
<i>03. Wind</i>		
101. Wind Energy		...
<i>60. Others</i>		
101. Choolah		...
Total : 03+60		...
Total : 2810		...
Total : (e) Energy		69,18,92,074
(f) Industry and Minerals		
2851. Village and Small Industries -		
001. Direction and Administration		4,29,606
003. Training		18,85,577
101. Industrial Estates		...
102. Small Scale Industries		31,44,178
103. Handloom Industries		39,47,332
104. Handicraft Industries		11,65,321
105. Khadi and Village Industries		22,70,000
107. Sericulture Industries		2,30,63,345
109. Monitoring and Evaluation		...
800. Other expenditure		70,00,000
Total : 2851		4,29,05,359

NO. 11

BY MINOR HEADS - Contd.

charged expenditure)

for 1997-98

Plan	Centrally Sponsored Plan Schemes (including NEC, Central Plan and Sub-Plan Schemes)	Total
(3)	(4)	(5)
Rs.	Rs.	Rs.
5,12,035	13,86,550	18,98,585
<u>5,12,035</u>	<u>13,86,550</u>	<u>18,98,585</u>
5,000	...	5,000
12,31,629	...	12,31,629
<u>12,36,629</u>	<u>...</u>	<u>12,36,629</u>
90,801	...	90,801
92,303	1,11,500	2,03,803
<u>1,83,104</u>	<u>1,11,500</u>	<u>2,94,604</u>
19,31,768	14,98,050	34,29,818
<u>19,31,768</u>	<u>14,98,050</u>	<u>69,53,21,892</u>
4,38,10,293	...	4,42,39,899
3,52,84,622	...	3,71,70,199
3,15,229	...	3,15,229
8,24,263	16,60,500	56,28,941
39,55,111	1,60,04,343	2,39,06,786
48,550	...	12,13,871
90,49,153	...	1,13,19,153
1,95,81,001	...	4,26,44,346
21,28,961	...	21,28,961
...	4,84,079	74,84,079
<u>11,49,97,183</u>	<u>1,81,48,922</u>	<u>17,60,51,464</u>

DETAILED ACCOUNT OF EXPENDITURE

(Figures in italics represent

Heads

Actuals

(1)	Non-Plan (2) RS.
C. ECONOMIC SERVICES - Contd.	
(f) Industry and Minerals - Concl'd.	
2852. Industries	
08. Consumer Industries	
201. Sugar	7,67,711
600. Others	...
Total : 08	7,67,711
80. General	
800. Other Expenditure	...
Total : 80	...
Total : 2852	7,67,711
2853. Non-ferrous Mining and Metallurgical Industries	
02. Regulation and Development of Mines	
001. Direction and Administration	1,14,56,362
102. Mineral Exploration	...
Total : 01	1,14,56,362
Total : 2853	1,14,56,362
Total : (f) Industry and Minerals	5,51,29,432
(g) Transport	
3054. Roads and Bridges	
03. State Highways	
102. Bridge Works	18,15,534
337. Road Works	(-)41,59,001
Total : 03	(-)23,43,467

NO. 11

BY MINOR HEADS - Contd.

Charged expenditure)

for 1997-98

Plan (3) Rs.	Centrally Spon- sored Plan Schemes (including NEC, Central Plan and Sub-Plan Schemes) (4) Rs.	Total (5) Rs.
15,65,088	...	23,32,799
2,62,290	...	2,62,290
<u>18,27,378</u>	...	<u>25,95,089</u>
3,38,829	...	3,38,829
3,38,829	...	3,38,829
<u>21,66,207</u>	...	<u>29,33,918</u>
13,000	...	1,14,69,362
6,30,257	...	6,30,257
<u>6,43,257</u>	...	<u>1,20,99,619</u>
<u>6,43,257</u>	...	<u>1,20,99,619</u>
<u>11,78,06,647</u>	<u>1,81,48,922</u>	<u>19,10,85,001</u>
...	...	18,15,534
...	...	(-) 41,59,001
...	...	<u>(-) 23,43,467</u>

DETAILED ACCOUNT OF EXPENDITURE

(Figures in italics represent

Heads

Actuals

		Non-Plan
(1)	(2)	
		Rs.
C. ECONOMIC SERVICES - Contd.		
(g) Transport		
3054. Roads and Bridges		
<i>04. District and Other Roads</i>		
102. Bridge Works	2,77,63,630	
337. Road Works	1,49,83,176	
Total : 04	<u>4,27,46,806</u>	
<i>80. General</i>		
001. Direction and Administration	(-) 5,56,08,897	
052. Machinery and Equipment	1,53,78,934	
137. Direction	15,88,655	
799. Suspense	(-) 64,15,270 "A"	
800. Other expenditure	1,17,550	
Total : 80	<u>(-) 4,49,39,028</u>	
Total : 3054	<u>(-) 45,35,689</u>	
3055. Transport		
001. Direction and Administration	...	
Total : 3055	<u>...</u>	
Total : (g) Transport	<u>(-) 45,35,689</u>	
<i>(i) Science, Technology and Environment</i>		
3425. Other Scientific Research		
<i>60. Others</i>		
004. Research and Development	...	
Total : 60	<u>...</u>	
Total : 3425	<u>...</u>	

"A" Recoveries being more than actual expenditure.

NO. 11

BY MINOR HEADS - *Contd.*

Charged expenditure)

for 1997-98

Plan	Centrally Spon- sored Plan Schemes (including NEC, Central Plan and Sub-Plan Schemes)	Total
(3)	(4)	(5)
Rs.	Rs.	Rs.
...	...	2,77,63,630
...	...	1,49,83,176
...	...	4,27,46,806
5,88,96,977	...	32,88,080
...	...	1,53,78,934
1,06,97,749	...	1,22,86,404
...	...	(-) 64,15,270 "A"
...	...	1,17,550
6,95,94,726	...	2,46,55,698
6,95,94,726	...	6,50,59,037
13,94,447	...	13,94,447
13,94,447	...	13,94,447
7,09,89,173	...	6,64,53,484
42,33,491	...	42,33,491
42,33,491	...	42,33,491
42,33,491	...	42,33,491

"A" Recoveries being more than actual expenditure.

DETAILED ACCOUNT OF EXPENDITURE

(Figures in italics represent

Heads

Actuals

		Non-Plan
(1)	(2)	
		Rs.
C. ECONOMIC SERVICES - Contd.		
<i>(i) Science, Technology and Environment - Concl'd.</i>		
3435. Ecology and Environment		
03. <i>Environmental Research and Ecological Regeneration</i>		
001. Direction & Administration	...	
102. Environmental planning & Co-ordination	...	
Total : 03	...	
Total : 3435	...	
Total : <i>(i) Science, Technology and Environment</i>	...	
<i>(j) General Economic Services</i>		
3451. Secretariat - Economic Services		
090. Secretariat	5,62,365	
092. Other Offices	98,36,683	
102. District Planning Machinery	...	
Total : 3451	1,03,99,048	
3452. Tourism		
80. <i>General</i>		
001. Direction and Administration	7,57,888	
104. Promotion and Publicity	...	
800. Other expenditure	...	
Total:80	7,57,888	
Total : 3452	7,57,888	

NO. 11

BY MINOR HEADS - Contd.

Charged expenditure)

for 1997-98

Plan	Centrally Sponsored Plan Schemes (including NEC, Central Plan and Sub-Plan Schemes)	Total
(3)	(4)	(5)
Rs.	Rs.	Rs.
24,41,343	31,000	24,72,343
...
<u>24,41,343</u>	<u>31,000</u>	<u>24,72,343</u>
24,41,343	31,000	24,72,343
<u>24,41,343</u>	<u>31,000</u>	<u>24,72,343</u>
66,74,834	31,000	67,05,834
<u>66,74,834</u>	<u>31,000</u>	<u>67,05,834</u>
...	...	5,62,365
5,35,34,012	...	6,33,70,695
14,59,992	...	14,59,992
<u>5,49,94,004</u>	<u>...</u>	<u>6,53,93,052</u>
44,46,946	...	52,04,834
...	1,05,639	1,05,639
77,72,520	...	77,72,520
<u>1,22,19,466</u>	<u>1,05,639</u>	<u>1,30,82,993</u>
<u>1,22,19,466</u>	<u>1,05,639</u>	<u>1,30,82,993</u>

DETAILED ACCOUNT OF EXPENDITURE

(Figures in italics represent

*Heads**Actuals*

		Non-Plan
(1)	(2)	Rs.
C. ECONOMIC SERVICES - Contd.		
(j) General Economic Services- Concl'd.		
3454. Census Surveys and Statistics		
01. <i>Census</i>		
101. Computerisation of Census Data	...	
800. Other Expenditure	...	
Total : 01	...	
02. <i>Surveys and Statistics</i>		
001. Direction and Admin.	1,59,63,106	
201. National Sample Survey Organisation	32,69,980	
203. Computer Services	...	
205. Statistical Agency	...	
800. Other expenditure	...	
Total : 02	1,92,33,086	
Total : 3454	1,92,33,086	
3475. Other General Economic Services		
106. Regulation of Weights and Measures	49,14,009	
107. Regulations of Markets	18,30,170	
Total : 3475	67,44,179	
Total : (j) <i>General Economic Services</i>	3,71,34,201	

NO. 11

BY MINOR HEADS - Contd.

charged expenditure)

for 1997-98

Plan (3) Rs.	Centrally Spon- sored Plan Schemes (including NEC, Central Plan and Sub-Plan Schemes) (4) Rs.	Total (5) Rs.
...	3,33,962	3,33,962
...	15,20,641	15,20,641
...	18,54,603	18,54,603
...	...	1,59,63,106
26,44,946	...	59,14,926
3,31,054	...	3,31,054
23,78,399	...	23,78,399
9,42,560	...	9,42,560
62,96,959	...	2,55,30,045
62,96,959	18,54,603	2,73,84,648
...	...	49,14,009
7,54,030	...	25,84,200
7,54,030	...	74,98,209
7,42,64,459	19,60,242	11,33,58,902

STATEMENT

DETAILED ACCOUNT OF EXPENDITURE

(Figures in italics represent

Heads

Actuals

(1)	Non-Plan	(2)
		Rs.
C. ECONOMIC SERVICES - Concl'd.		
TOTAL : C. ECONOMIC SERVICES	1,29,48,83,680	
TOTAL : EXPENDITURE HEADS (REVENUE ACCOUNT)	<i>81,39,66,325</i> 5,24,30,83,284	
EXPENDITURE HEADS (CAPITAL ACCOUNT)		
A. CAPITAL ACCOUNT OF GENERAL SERVICES		
4059. Capital Outlay on Public Works	4,00,000	
TOTAL : A. CAPITAL ACCOUNT OF GENERAL SERVICES	4,00,000	
B. CAPITAL ACCOUNT OF SOCIAL SERVICES		
(a) Capital Account of Education, Sports, Art and Culture		
4202. Capital Outlay on Education, Sports, Art and Culture	7,50,03,810	
Total : (a) Capital Account of Education, Sports, Art and Culture	7,50,03,810	
(b) Capital Account of Health and Family Welfare		
4210. Capital Outlay on Medical and Public Health	...	
4211. Capital Outlay on Family Welfare	...	
Total : (b) Capital Account of Health and Family Welfare	...	

NO. 11

BY MINOR HEADS - Contd.

charged expenditure)

for 1997-98

Plan	Centrally Spon- sored Plan Schemes (including NEC, Central Plan and Sub-Plan Schemes)	Total
(3)	(4)	(5)
Rs.	Rs.	Rs.
<u>61,98,14,384</u>	<u>20,86,20,875</u>	<u>2,12,33,18,939</u>
<u>1,31,51,16,716</u>	<u>55,22,60,188</u>	<u>7,92,44,26,513</u>
<u>5,14,06,445</u>	<u>1,54,997</u>	<u>5,19,61,442</u>
<u>5,14,06,445</u>	<u>1,54,997</u>	<u>5,19,61,442</u>
<u>36,99,42,554</u>	<u>1,80,628</u>	<u>44,51,26,992</u>
<u>36,99,42,554</u>	<u>1,80,628</u>	<u>44,51,26,992</u>
<u>1,01,47,327</u>	<u>...</u>	<u>1,01,47,327</u>
<u>...</u>	<u>5,072</u>	<u>5,072</u>
<u>1,01,47,327</u>	<u>5,072</u>	<u>1,01,52,399</u>

DETAILED ACCOUNT OF EXPENDITURE

(Figures in italics represent

Heads

Actuals

	Non-Plan
(1)	(2)
	Rs.
B. CAPITAL ACCOUNT OF SOCIAL SERVICES - Concl'd.	
(c) Capital Account of Water Supply, Sanitation, Housing and Urban Development	
4215. Capital Outlay on Water Supply and Sanitation	...
4216. Capital Outlay on Housing	2,07,50,000
4217. Capital Outlay on Urban Development	...
Total : (c) Capital Account of Water Supply, Sanitation, Housing and Urban Development	<u>2,07,50,000</u>
(d) Information & Broadcasting	
4220. Capital outlay on Information & Publicity	6,045
Total B(d)	<u>6,045</u>
(g) Capital Account of Social Welfare and Nutrition	
4235. Capital Outlay on Social Security and Welfare	...
Total : (g) Capital Account of Social Welfare and Nutrition	<u>...</u>
(h) Capital Account of Other Social Services	
4250. Capital Outlay on other Social Services	...
Total : (h) Capital Account of Other Social Services	<u>...</u>
TOTAL : B. CAPITAL ACCOUNT OF SOCIAL SERVICES	<u>9,57,59,855</u>
C. CAPITAL ACCOUNT OF ECONOMIC SERVICES	
(a) Capital Account of Agriculture and Allied Activities	
4401. Capital Outlay on Crop Husbandry	(-) 41,92,110

NO. 11

BY MINOR HEADS - Contd.

charged expenditure)

for 1997-98

Plan	Centrally Spon- sored Plan Schemes (including NEC, Central Plan and Sub-Plan Schemes)	Total
(3)	(4)	(5)
Rs.	Rs.	Rs.
23,10,76,513	7,23,66,561	30,34,43,074
3,79,51,614	...	5,87,01,614
85,41,332	...	85,41,332
<u>27,75,69,459</u>	<u>7,23,66,561</u>	<u>37,06,86,020</u>
36,541	...	42,586
<u>36,541</u>	<u>...</u>	<u>42,586</u>
7,56,404	...	7,56,404
<u>7,56,404</u>	<u>...</u>	<u>7,56,404</u>
11,96,860	...	11,96,860
<u>11,96,860</u>	<u>...</u>	<u>11,96,860</u>
65,96,49,145	7,25,52,261	65,96,49,145 7,25,52,261
-----	-----	82,79,61,261
...	...	(-)41,92,110

DETAILED ACCOUNT OF EXPENDITURE

(Figures in italics represent

Heads

Actuals

		Non-Plan
C.	CAPITAL ACCOUNT OF	
	ECONOMIC SERVICES - Contd	
(a)	Capital Account of	
	Agriculture and Allied	
	Activities - Concl'd.	
	(1)	(2)
		Rs.
4402.	Capital Outlay on Soil and Water Conservation	...
4403.	Capital Outlay on Animal Husbandry	...
4404.	Capital Outlay on Diary Development	...
4405.	Capital Outlay on Fisheries	...
4408.	Capital Outlay on Food Storage and Warehousing	39,57,224
4415.	Capital Outlay on Agricultural Research and Education	...
4425.	Capital Outlay on Co-operation	...
	Total:(a) Capital Account	<hr/>
	of Agriculture and	
	Allied Activities	(-) 2,34,886
		<hr/>
(b)	Capital Account of Rural Development	
4515.	Capital Outlay on Other Rural Development Programmes	...
	Total:(b) Capital Account	<hr/>
	of Rural Development	...
		<hr/>
(c)	Capital Account of	
	Special Areas Programmes	
4552.	Capital Outlay on North Eastern Areas	...
	Total:(c) Capital	<hr/>
	Account of Special Areas Programmes	...
		<hr/>
(d)	Capital Account of	
	Irrigation and Flood Control	
4701.	Capital Outlay on Major and Medium Irrigation	...
4702.	Capital Outlay on Minor Irrigation	...
4711.	Capital Outlay on Flood Control Projects	...
	Total:(d) Capital Account	<hr/>
	of Irrigation and Flood	
	Control	...
		<hr/>

NO. 11

BY MINOR HEADS - Contd.

charged expenditure)

for 1997-98

Plan	Centrally Spon- sored Plan Schemes (including NEC, Central Plan and Sub-Plan Schemes)	Total
(3)	(4)	(5)
Rs.	Rs.	Rs.
...
5,16,393	...	5,16,393
2,61,862	...	2,61,862
6,47,465	2,00,000	8,47,465
(-)23,36,286	...	16,20,938
2,06,05,000	...	2,06,05,000
...	1,57,67,000	1,57,67,000
<hr/>	<hr/>	<hr/>
1,96,94,434	1,59,67,000	3,54,26,548
<hr/>	<hr/>	<hr/>
5,04,785	...	5,04,785
<hr/>	<hr/>	<hr/>
5,04,785	...	5,04,785
<hr/>	<hr/>	<hr/>
...	3,80,76,242	3,80,76,242
<hr/>	<hr/>	<hr/>
...	3,80,76,242	3,80,76,242
<hr/>	<hr/>	<hr/>
32,92,44,852	...	32,92,44,852
4,52,37,595	...	4,52,37,595
4,76,14,420	...	4,76,14,420
<hr/>	<hr/>	<hr/>
42,20,96,867	...	42,20,96,867
<hr/>	<hr/>	<hr/>

STATEMENT

DETAILED ACCOUNT OF EXPENDITURE

(Figures in italics represent

Heads

Actuals

		Non-Plan
(1)		(2)
		Rs.
C. CAPITAL ACCOUNT OF ECONOMIC SERVICES - Contd.		
(e) Capital Account of Energy		
4801.	Capital Outlay on Power Projects	...
	Total:(e) Capital Account of Energy	<u>...</u>
(f) Capital Account of Industry and Minerals		
4851.	Capital outlay on Village and Small Industries	...
4860.	Capital Outlay on Consumer Industries	1,47,508
	Total : (f) Capital Account of Industry and Minerals	<u>1,47,508</u>
(g) Capital Account of Transport		
5054.	Capital Outlay on Roads and Bridges	1,00,194
5055.	Capital Outlay on Road Transport	...
	Total:(g) Capital Account of Transport	<u>1,00,194</u>

NO. 11

BY MINOR HEADS - Contd.

charged expenditure)

for 1997-98

Plan	Centrally Spon- sored Plan Schemes (including NEC, Central Plan and Sub-Plan Schemes)	Total
(3)	(4)	(5)
Rs.	Rs.	Rs.
50,18,23,674	...	50,18,23,674
<u>50,18,23,674</u>	<u>...</u>	<u>50,18,23,674</u>
6,56,146	...	6,56,146
...	...	1,47,508
<u>6,56,146</u>	<u>...</u>	<u>8,03,654</u>
63,66,32,762	...	63,67,32,956
2,47,18,497	...	2,47,18,497
<u>66,13,51,259</u>	<u>...</u>	<u>66,14,51,453</u>

DETAILED ACCOUNT OF EXPENDITURE

(Figures in italics represent

Heads

Actuals

		Non-Plan
(1)	(2)	Rs.
C. CAPITAL ACCOUNT OF ECONOMIC SERVICES - Concl'd.		
<i>(i) Capital Account of Science Technology and Environment</i>		
5425. Capital Outlay on other Scientific and Environment Research	...	
Total : <i>(i) Capital Account of Science Technology and Environment</i>	_____	...
<i>(j) Capital Account of General Economic Services</i>		
5452. Capital Outlay on Tourism	...	
Total : <i>(j) Capital Account of General Economic Services</i>	_____	...
TOTAL : C. CAPITAL ACCOUNT OF ECONOMIC SERVICES	_____	12,816
TOTAL:EXPENDITURE HEADS (CAPITAL ACCOUNT)	_____	9,61,72,671
GRAND TOTAL : SERVICE HEAD (Revenue Account & Capital Account)	_____	81,39,66,325 5,33,92,55,955

NO. 11

BY MINOR HEADS - Concl'd.

charged expenditure)

for 1997-98

Plan	Centrally Spon- sored Plan Schemes (including NEC, Central Plan and Sub-Plan Schemes)	Total
(3)	(4)	(5)
Rs.	Rs.	Rs.
17,80,532	...	17,80,532
<u>17,80,532</u>	<u>...</u>	<u>17,80,532</u>
37,19,669	...	37,19,669
<u>37,19,669</u>	<u>...</u>	<u>37,19,669</u>
1,61,16,27,366	5,40,43,242	1,66,56,83,424
<u>1,61,16,27,366</u>	<u>5,40,43,242</u>	<u>1,66,56,83,424</u>
2,32,26,82,956	12,67,50,500	2,54,56,06,127
<u>2,32,26,82,956</u>	<u>12,67,50,500</u>	<u>2,54,56,06,127</u>
3,63,77,99,672	67,90,10,688	10,47,00,32,640
<u>3,63,77,99,672</u>	<u>67,90,10,688</u>	<u>10,47,00,32,640</u>

STATEMENT
DETAILED STATEMENT OF CAPITAL EXPENDITURE
Expenditure

Nature of expenditure

(1)	Non-Plan (2) Rs.
A. CAPITAL ACCOUNT OF GENERAL SERVICES	
4059. Capital Outlay on Public Works	
<i>01. Office Buildings</i>	
101. Construction-General Pool Accommodation	4,00,000
201. Acquisition of Land	...
800. Other expenditure	...
Total : <i>01. Office Buildings</i>	4,00,000
<i>60. Other Buildings</i>	
051. Construction	...
Total : <i>60</i>	...
80. General	
001. Direction and Administration	...
800. Other Expenditure	...
Total : <i>80</i>	...
Total : 4059	4,00,000
4070. Capital Outlay on Other Administrative Services	
003. Training	...
800. Other expenditure	...
Total : 4070	...
TOTAL : A. CAPITAL ACCOUNT OF GENERAL SERVICES	4,00,000
B. CAPITAL ACCOUNT OF SOCIAL SERVICES	
(a) <i>Capital Account of Education, Sports, Art and Culture</i>	
4202. Capital Outlay on Education, Sports, Art and Culture	
<i>01. General Education</i>	
201. Elementary Education	7,50,03,810
202. Secondary Education	...
203. University and Higher Education	...
600. General	...
800. Other expenditure	...
Total : <i>01. General Education</i>	7,50,03,810

NO. 12

DURING AND TO END OF THE YEAR 1997-98

during the year

Plan	Centrally Sponsored Plan Schemes includ- ing NEC, Central Plan & Sub-Plan Schemes	Total	Expenditure to end of the year
(3) Rs.	(4) Rs.	(5) Rs.	(6) Rs.
35,12,331	...	39,12,331	39,37,66,136
...	1,06,52,641
4,78,94,114	...	4,78,94,114	8,66,99,998
<hr/> 5,14,06,445	<hr/> ...	<hr/> 5,18,06,445	<hr/> 49,11,18,775
...	1,54,997	1,54,997	27,22,59,388
...	1,54,997	1,54,997	27,22,59,388
...	1,36,87,046
...	10,38,90,857
...	11,75,77,903
<hr/> 5,14,06,445	<hr/> 1,54,997	<hr/> 5,19,61,442	<hr/> 88,09,56,066
...	49,29,178
...	14,97,819
...	64,26,997
<hr/> 5,14,06,445	<hr/> 1,54,997	<hr/> 5,19,61,442	<hr/> 88,73,83,063
1,70,06,026	...	9,20,09,836	25,10,94,771
6,99,676	...	6,99,676	8,69,29,833
9,99,049	...	9,99,049	4,90,86,118
...	64,46,986
19,09,15,306	...	19,09,15,306	27,32,23,171
<hr/> 20,96,20,057	<hr/> ...	<hr/> 28,46,23,867	<hr/> 66,67,80,879

STATEMENT
DETAILED STATEMENT OF CAPITAL EXPENDITURE
Expenditure

Nature of expenditure

Non-Plan

(1)	(2) Rs.
B. CAPITAL ACCOUNT OF SOCIAL SERVICES - Contd.	
(a) Capital Account of Education, Sports, Art and Culture - Concl'd.	
4202. Capital Outlay on Education, Sports, Art and Culture - Concl'd.	
02. Technical Education	
105. Engineering/Technical Colleges and Institutes	...
800. Other expenditure	...
Total : 02. Technical Education	...
03. Sports and Youth Services	
Sports Stadia	
101. Youth Hostels	...
800. Other expenditure	...
Total : 03. Sports and Youth Service Sports Stadia	...
04. Art and Culture	
104. Archives	...
800. Other expenditure	...
Contribution to Manipur Film Development Corporation Limited	...
Total : 04. Art and Culture	...
Total : 4202	7,50,03,810
Total : (a) Capital Account of Education, Sports, Art and Culture	7,50,03,810

NO. 12

DURING AND TO END OF THE YEAR 1997-98 - Contd
during the year

Plan	Centrally Spon- sored Plan Schemes including NEC, Central Plan and Sub-Plan Schemes	Total	Expenditure to end of the year
(3) Rs.	(4) Rs.	(5) Rs.	(6) Rs.
9,85,657	...	9,85,657	1,95,37,617
...	1,92,20,814
<u>9,85,657</u>	<u>...</u>	<u>9,85,657</u>	<u>3,87,58,431</u>
1,00,00,000	...	1,00,00,000	10,39,77,751
10,06,24,031	...	10,06,24,031	51,75,27,776
<u>11,06,24,031</u>	<u>...</u>	<u>11,06,24,031</u>	<u>62,15,05,527</u>
2,83,183	...	2,83,183	71,23,087
4,84,29,626	1,80,628	4,86,10,254	7,71,20,137
...	27,00,000
<u>4,87,12,809</u>	<u>1,80,628</u>	<u>4,88,93,437</u>	<u>8,69,43,224</u>
<u>36,99,42,554</u>	<u>1,80,628</u>	<u>44,51,26,992</u>	<u>1,41,39,88,061</u>
<u>36,99,42,554</u>	<u>1,80,628</u>	<u>44,51,26,992</u>	<u>1,41,39,88,061</u>

STATEMENT
DETAILED STATEMENT OF CAPITAL EXPENDITURE
Expenditure

Nature of expenditure

	<i>Non-Plan</i>
(1)	(2)
	Rs.
B. CAPITAL ACCOUNT OF SOCIAL SERVICES - Contd.	
(b) Capital Account of	
Health and Family Welfare	
4210. Capital Outlay on Medical and Public Health	
01. Urban Health Services	
110. Hospital and Dispensaries	...
800. Other expenditure	...
	...
Total : 01. Urban Health Services	...
	...
02. Rural Health Services	
101. Health Sub-Centres	...
103. Primary Health Centres	...
104. Community Health Centre	...
800. Other expenditure	...
	...
Total : 02. Rural Health Services	...
	...
80. General	
102. I.S.M. and Homeopathy	...
110. Hospital and Dispensaries	...
800. Other expenditure	...
	...
Total : 80. General	...
	...
Total : 4210	...
	...
4211. Capital Outlay on Family Welfare	
101. Rural Family Welfare Services	...
102. Urban Family Welfare Services	...
103. Maternity and child Health	...
800. Other expenditure	...
	...
Total: 4211	...
	...
Total : (b) Capital Account of Health and Family Welfare	...
	...

NO. 12

DURING AND TO END OF THE YEAR 1997-98 - Contd
during the year

Plan	Centrally Spon- sored Plan Schemes including NEC, Central Plan and Sub-Plan Schemes	Total	Expenditure to end of the year
(3) Rs.	(4) Rs.	(5) Rs.	(6) Rs.
...	52,64,869
...	8,09,00,648
...	8,61,65,517
6,23,299	...	6,23,299	1,37,97,877
3,25,767	...	3,25,767	2,30,46,261
30,54,742	...	30,54,742	2,00,53,813
...	2,10,70,531
40,03,808	...	40,03,808	7,79,68,482
...	7,52,857
4,171	...	4,171	8,60,480
61,39,348	...	61,39,348	3,60,60,087
61,43,519	...	61,43,519	3,76,73,424
1,01,47,327	...	1,01,47,327	20,18,07,423
...	1,02,02,076
...	5,072	5,072	1,45,36,575
...	23,46,721
...	49,38,598
...	5,072	5,072	3,20,23,970
1,01,47,327	5,072	1,01,52,399	23,38,31,393

STATEMENT
DETAILED STATEMENT OF CAPITAL EXPENDITURE
Expenditure

Nature of expenditure

Non-Plan

(1)	(2) Rs.
B. CAPITAL ACCOUNT OF SOCIAL SERVICES - Contd.	
(c) Capital Account of Water Supply, Sanitation, Housing and Urban Development	
4215. Capital Outlay on Water Supply and Sanitation	
01. Water Supply	
101. Urban Water Supply	...
102. Rural Water Supply	...
800. Other expenditure	...
	...
Total : 01. Water Supply	...
	...
02. Sewerage and Sanitation	
101. Urban Sanitation Services	...
102. Rural Sanitation Services	...
106. Sewerage Services	...
800. Other expenditure	...
	...
Total : 02 Sewerage and Sanitation	...
	...
Total : 4215	...
	...
4216. Capital Outlay on Housing	
01. Government Residential Buildings	
106. General Pool Accommodation	...
107. Police Housing	2,07,50,000
700. Other Housing	...
	...
Total : 01. Government Residential Buildings	2,07,50,000
	2,07,50,000

NO. 12
DURING AND TO END OF THE YEAR 1997-98 - Contd
during the year

Plan	Centrally Spon- sored Plan Schemes including NEC, Central Plan and Sub-Plan Schemes	Total	Expenditure to end of the year
(3)	(4)	(5)	(6)
Rs.	Rs.	Rs.	Rs.
6,22,79,941	...	6,22,79,941	61,30,44,569
11,46,89,266	6,87,09,027	18,33,98,293	1,80,98,10,246
3,56,53,695	...	3,56,53,695	14,18,56,129
<u>21,26,22,902</u>	<u>6,87,09,027</u>	<u>28,13,31,929</u>	<u>2,56,47,10,944</u>
1,10,52,761	...	1,10,52,761	9,83,65,646
74,00,850	36,57,534	1,10,58,384	6,55,11,728
...	1,09,51,066
...	1,32,41,400
<u>1,84,53,611</u>	<u>36,57,534</u>	<u>2,21,11,145</u>	<u>18,80,69,840</u>
<u>23,10,76,513</u>	<u>7,23,66,561</u>	<u>30,34,43,074</u>	<u>2,75,27,80,784</u>
2,38,34,495	...	2,38,34,495	41,67,65,815
...	...	2,07,50,000	6,43,99,150
1,41,17,119	...	1,41,17,119	13,98,52,389
<u>3,79,51,614</u>	<u>...</u>	<u>5,87,01,614</u>	<u>62,10,17,354</u>

STATEMENT
DETAILED STATEMENT OF CAPITAL EXPENDITURE

Nature of expenditure

Expenditure

Non-Plan

(1)

(2)

Rs.

B. CAPITAL ACCOUNT OF SOCIAL SERVICES - Contd.

**(c) Capital Account of Water Supply,
Sanitation, Housing and Urban
Development - Concl'd.**

4216. Capital Outlay on Housing -Concl'd.

80. General

190. Investment in Public Sector and

Other Undertakings - 9th Finance Commission

...

Total : 4216

2,07,50,000

4217. Capital Outlay on Urban Development

01. State Capital Development

800. Other expenditure

...

Total : 4217

...

Total : (c) Capital Account of
Water Supply, Sanitation,
Housing and Urban
Development

2,07,50,000

**(d) Capital Account of Information
and Broadcasting**

**4220. Capital Outlay on Information
and Publicity**

60. Others

101. Buildings

6,045

Total : 4220

6,045

Total : (d) Capital Account of
Information and Broadcasting

6,045

NO. 12

DURING AND TO END OF THE YEAR 1997-98 - Contd
during the year

Plan	Centrally Spon- sored Plan Schemes including NEC, Central Plan and Sub-Plan Schemes	Total	Expenditure to end of the year
(3) Rs.	(4) Rs.	(5) Rs.	(6) Rs.
...	24,33,150
<u>3,79,51,614</u>	...	<u>5,87,01,614</u>	<u>62,34,50,504</u>
85,41,332	...	85,41,332	21,65,17,518
<u>85,41,332</u>	...	<u>85,41,332</u>	<u>21,65,17,518</u>
<u>27,75,69,459</u>	<u>7,23,66,561</u>	<u>37,06,86,020</u>	<u>3,59,27,48,806</u>
36,541	...	42,586	17,05,326
<u>36,541</u>	...	<u>42,586</u>	<u>17,05,326</u>
<u>36,541</u>	...	<u>42,586</u>	<u>17,05,326</u>

STATEMENT
DETAILED STATEMENT OF CAPITAL EXPENDITURE

Nature of expenditure

Expenditure

Non-Plan

(1)	(2) Rs.
B. CAPITAL ACCOUNT OF SOCIAL SERVICES - Contd.	
(e) Capital Account of Welfare of Scheduled Castes, Scheduled Tribes and Other Backward classes	
4225. Capital Outlay on Welfare of Scheduled Castes, Scheduled Tribes and other Backward Classes	
02. Welfare of Scheduled Tribes	
190. Investment in Public Sector and Other Undertakings - Investment in Manipur Tribal Development Corporation Limited	...
800. Other expenditure	...

Total : 02 Welfare of Scheduled Tribes	...

Total : 4225	...

Total : (e) Capital Account of Welfare of Scheduled Castes, Scheduled Tribes and Other Backward classes	...

(g) Capital Account of Social Welfare and Nutrition	
4235. Capital Outlay on Social Security and Welfare	
02. Social Welfare	
101. Welfare of handicapped	...
102. Child Welfare	...
103. Women's Welfare	...
104. Welfare of aged, infirm and destitute	...
800. Other expenditure	...

Total : 02 Social Welfare	...

Total : 4235	...

Total : (g) Capital Account of Social Welfare and Nutrition	...

NO. 12

DURING AND TO END OF THE YEAR 1997-98 - Contd
during the year

Plan	Centrally Spon- sored Plan Schemes including NEC, Central Plan and Sub-Plan Schemes	Total	Expenditure to end of the year
(3) Rs.	(4) Rs.	(5) Rs.	(6) Rs.
...	20,00,000
...	1,14,99,563
...	1,34,99,563
...	1,34,99,563
...	1,34,99,563
...	6,60,319
...	4,16,003
...	4,33,438
...	14,53,450
7,56,404	...	7,56,404	1,32,69,400
7,56,404	...	7,56,404	1,62,32,610
7,56,404	...	7,56,404	1,62,32,610
7,56,404	...	7,56,404	1,62,32,610

STATEMENT
DETAILED STATEMENT OF CAPITAL EXPENDITURE

Nature of expenditure

Expenditure

Non-Plan

(1)	(2)
	Rs.
B. CAPITAL ACCOUNT OF SOCIAL SERVICES - Concl'd.	
(h) Capital Account of Other Social Services	
4250. Capital Outlay on other Social Services	
800. Other expenditure - Industrial Training Institute	...
	<hr/>
Total : 4250	...
	<hr/>
Total : (h) Capital Account of Other Social Services	...
	<hr/>
TOTAL : B. CAPITAL ACCOUNT OF SOCIAL SERVICES	9,57,59,855
	<hr/>
C. CAPITAL ACCOUNT OF ECONOMIC SERVICES	
(a) Capital Account of Agriculture and Allied Activities	
4401. Capital Outlay on Crop Husbandry	
103. Seeds	(-) 48,23,747
104. Agricultural Farms	...
105. Manures and Fertilizers	(-) 1,29,259
107. Plant Protection	(-) 6,86,104
119. Horticulture and Vegetable Crops	...
190. Investments in Public Sector and Other Undertakings - Investments in Manipur Plantation Crops Corporation Limited	...
800. Other expenditure	(+) 14,47,000
901. Deduct - Receipts and Recoveries on Capital Account	...
	<hr/>
Total : 4401	(-) 41,92,110
	<hr/>

NO. 12

DURING AND TO END OF THE YEAR 1997-98 - Contd
during the year

Plan	Centrally Spon- sored Plan Schemes including NEC, Central Plan and Sub-Plan Schemes	Total	Expenditure to end of the year
(3) Rs.	(4) Rs.	(5) Rs.	(6) Rs.
11,96,860	...	11,96,860	1,51,09,534
11,96,860	...	11,96,860	1,51,09,534
11,96,860	...	11,96,860	1,51,09,534
65,96,49,145	7,25,52,261	82,79,61,261	5,28,71,15,293
...	...	(-) 48,23,747	3,36,18,371
...	3,46,92,658
...	...	(-) 1,29,259	6,59,02,450
...	...	(-) 6,86,104	1,32,48,195
...	29,78,528
...	34,00,000
...	...	14,47,000	1,51,68,884
...	(-) 6,72,82,942
...	...	(-) 41,92,110	10,17,26,144

STATEMENT
DETAILED STATEMENT OF CAPITAL EXPENDITURE

Nature of expenditure

Expenditure

Non-Plan

(1)	(2) Rs.
C. CAPITAL ACCOUNT OF ECONOMIC SERVICES - Contd.	
(a) Capital Account of Agriculture and Allied Activities - Contd.	
4402. Capital Outlay on Soil and Water Conservation	
102. Soil Conservation	...
800. Other expenditure	...
Total : 4402	...
4403. Capital Outlay on Animal Husbandry	
800. Other expenditure	...
Total : 4403	...
4404. Capital Outlay on Dairy Development	
102. Dairy Development Projects	...
800. Other expenditure	...
Total : 4404	...
4405. Capital Outlay on Fisheries	
101. Inland Fisheries	...
109. Extension and Training	...
191. Fisherman's Co-Operatives	...
800. Other expenditure	...
Total : 4405	...
4406. Capital Outlay on Forestry and Wild Life	
02. Environmental Forestry and Wild Life	
112. Public Gardens	...
800. Other expenditure	...
Deduct Recovery	...
Total : 02. Environmental Forestry and Wild Life	...
Total : 4406	...

NO. 12

DURING AND TO END OF THE YEAR 1997-98 - Contd
during the year

Plan	Centrally Spon- sored Plan Schemes including NEC, Central Plan and Sub-Plan Schemes	Total	Expenditure to end of the year
(3) Rs.	(4) Rs.	(5) Rs.	(6) Rs.
...	1,54,75,917
...	16,84,13,463
...	18,38,89,380
5,16,393	...	5,16,393	8,14,38,179
5,16,393	...	5,16,393	8,14,38,179
2,61,862	...	2,61,862	1,07,29,443
...	8,48,502
2,61,862	...	2,61,862	1,15,77,945
6,47,465	...	6,47,465	41,30,623
...	2,00,000	2,00,000	1,35,64,153
...	2,01,000
...	1,08,77,029
6,47,465	2,00,000	8,47,465	2,87,72,805
...	4,46,301
...	2,96,078
...	(-) 525
...	7,41,854
...	7,41,854

STATEMENT
DETAILED STATEMENT OF CAPITAL EXPENDITURE

Nature of expenditure

Expenditure

Non-Plan

(1)

(2)
Rs.**C. CAPITAL ACCOUNT OF ECONOMIC SERVICES - Contd.****(a) Capital Account of Agriculture
and Allied Activities - Contd.****4408. Capital Outlay on Food Storage and
Warehousing***01. Food*

101. Procurement and Supply

...

800. Other expenditure

...

Deduct Recoveries

...

Total : *01. Food*

...

02. Storage and Warehousing

101. Rural Godown Programme

39,57,224

800. Other expenditure

...

Deduct Recoveries

...

Total : *02. Storage and Warehousing*

39,57,224

Total : **4408**

39,57,224

**4415. Capital Outlay on Agricultural Research
and Education***07. Plantation*

800. Other expenditure

...

Investment in Manipur

Plantation Crops Corporation Limited

...

Investment in Manipur

Tribal Development Corporation Limited

...

Total : *07*

...

Total : **4415**

...

NO. 12

DURING AND TO END OF THE YEAR 1997-98 - Contd
during the year

Plan	Centrally Spon- sored Plan Schemes including NEC, Central Plan and Sub-Plan Schemes	Total	Expenditure to end of the year
(3) Rs.	(4) Rs.	(5) Rs.	(6) Rs.
...	25,26,65,832
...	1,08,78,963
...	(-)17,66,69,333
...	8,68,75,462
(-) 23,36,286	...	16,20,938	71,42,369
...	13,36,915
...	(-)4,22,78,902
(-) 23,36,286	...	16,20,938	(-)3,37,99,618
(-) 23,36,286	...	16,20,938	5,30,75,844
2,06,05,000	...	2,06,05,000	4,69,61,000
...	2,95,71,000
...	1,40,00,000
2,06,05,000	...	2,06,05,000	9,05,32,000
2,06,05,000	...	2,06,05,000	9,05,32,000

STATEMENT
DETAILED STATEMENT OF CAPITAL EXPENDITURE

Nature of expenditure	Expenditure
(1)	Non-Plan (2) Rs.
C. CAPITAL ACCOUNT OF ECONOMIC SERVICES - Contd.	
(a) Capital Account of Agriculture and Allied Activities - Concl'd.	
4416. Investments in Agricultural, Financial Institutions	
190. Investment in Public Sector and Other Undertakings	...
Investment in Manipur Agro-Industrial Corporation Limited	...
Investment in Manipur State Co-operative Bank Limited	...
Investment in Manipur Rural Bank	...
Total : 4416	...
4425. Capital Outlay on Co-operation	
001. Direction and Administration	...
106. Investments in Multipurpose Rural Co-operatives	...
107. Investments in Credit Co-operatives	...
108. Investments in Other Co-operatives	...
200. Other Investments	...
800. Other expenditure	...
190 Investment in public Sector other Undrtakings	...
Total : 4425	...
Total:(a) Capital Account of Agriculture and Allied Activities	(-) 2,34,886
(b) Capital Account of Rural Development	
4515. Capital Outlay on Other Rural Development Programme	
102. Community Development	...
800. Other Expenditure	...
Total : 4515	...
Total:(b) Capital Account of Rural Development	...

NO. 12

DURING AND TO END OF THE YEAR 1997-98 - Contd
during the year

<i>Plan</i>	<i>Centrally Spon- sored Plan Schemes including NEC, Central Plan and Sub-Plan Schemes</i>	<i>Total</i>	<i>Expenditure to end of the year</i>
(3) Rs.	(4) Rs.	(5) Rs.	(6) Rs.
...	75,45,000
...	47,16,000
...	2,00,000
...	3,75,000
...	1,28,36,000
...	5,00,000
...	5,19,86,950
...	7,50,000	7,50,000	2,71,27,990
...	1,47,17,000	1,47,17,000	8,27,01,925
...	10,95,632
...	3,00,000	3,00,000	3,00,000
...	67,45,028
...	1,57,67,000	1,57,67,000	17,04,57,525
1,96,94,434	1,59,67,000	3,54,26,548	73,50,47,676
...	60,265
5,04,785	...	5,04,785	32,64,395
5,04,785	...	5,04,785	33,24,660
5,04,785	...	5,04,785	33,24,660

STATEMENT
DETAILED STATEMENT OF CAPITAL EXPENDITURE
Expenditure

Nature of expenditure

Non-Plan

(1)	(2)
	Rs.
C. CAPITAL ACCOUNT OF ECONOMIC SERVICES - Contd.	
(c) Capital Account of Special Areas Programme	
4552. Capital Outlay on North Eastern Areas	
01. <i>Hydel Generation</i>	
005. Investigation	...
03. <i>State Highways</i>	
337. Road Works	...
04. <i>Medium Irrigation Projects</i>	
051. Construction	...
836. Jiri Medium Irrigation Project	...
Refund of Excess Payment	...
<i>Animal Husbandry -</i>	
102. Cattle and Buffalo Development	...
105. Piggery Development	...
106. Other Livestock Development	...
Medical	...
Agriculture	...
Industries	...
800. Other expenditure	...
Total : 4552	...
Total:(c) <i>Capital Account of Special Areas Programme</i>	...
(d) Capital Account of Irrigation and Flood Control	
4701. Capital Outlay on Major and Medium Irrigation	
01. <i>Major Irrigation Commercial</i>	
001. Direction & Administration	
Total : 01	...
02. <i>Major Irrigation - Non-Commercial</i>	
005. Survey and Investigation	...
051. Construction	...
830. Thoubal Multipurpose River Irrigation Project	...
831. Singda Lift Irrigation Project	...
832. Khuga Irrigation Project	...
Loktak Lift Irrigation Project	...
052. Machinery and Equipment	...
800. Other expenditure	...
Total : 02. <i>Major Irrigation Non-Commercial</i>	...

NO. 12

DURING AND TO END OF THE YEAR 1997-98 - Contd.
during the year

<i>Plan</i>	<i>Centrally Spon- sored Plan Schemes including NEC, Central Plan and Sub-Plan Schemes</i>	<i>Total</i>	<i>Expenditure to end of the year</i>
(3)	(4)	(5)	(6)
Rs.	Rs.	Rs.	Rs.
...	80,68,177
...	3,80,76,242	3,80,76,242	57,46,36,485
...	61,87,584
...	1,59,423
...	(-) 63,716
...	17,505
...	37,96,732
...	1,21,36,517
...	53,23,611
...	26,10,946
...	4,00,983
...	41,69,851
...	3,80,76,242	3,80,76,242	61,74,44,098
...	3,80,76,242	3,80,76,242	61,74,44,098
1,12,99,846	...	1,12,99,846	1,12,99,846
1,12,99,846	...	1,12,99,846	1,12,99,846
...	5,92,268
26,79,88,932	...	26,79,88,932	1,04,07,65,155
...	76,52,69,260
...	37,03,92,518
...	52,60,44,603
...	28,02,79,076
...	2,38,17,765
...	16,56,73,973
26,79,88,932	...	26,79,88,932	3,17,28,34,618

STATEMENT
DETAILED STATEMENT OF CAPITAL EXPENDITURE
Expenditure

Nature of expenditure

Non-Plan

(1)	(2) Rs.
C. CAPITAL ACCOUNT OF ECONOMIC SERVICES - Contd.	
<i>(d) Capital Account of Irrigation and Flood Control- Contd.</i>	
4701. Total Outlay on Major and Medium Irrigation - Concl'd.	
04. Medium Irrigation - Non-Commercial	
051. Construction	...
834. Dollaithabi River Irrigation Project	...
835. Sekmai Barrage	...
Khoupum Dam	...
Iram Siphai Barrage Project	...
Other scheme each costing Rs.25 lakhs and less	...
Deduct Recoveries	...
Total : 04 Medium Irrigation - Non-Commercial	...
80. General	
004. Research	...
005. Survey and Investigation	...
052. Machinery and Equipment	...
800. Other expenditure	...
Total : 80 General	...
Total : 4701	...
4702. Capital Outlay on Minor Irrigation	
101. Surface Water	...
102. Ground Water	...
800. Other expenditure	...
Total : 4702	...
4705. Capital Outlay on Command Area Development	
Command Area Development Programme	...
Total : 4705	...

NO. 12

DURING AND TO END OF THE YEAR 1997-98 - Contd.
during the year

Plan	Centrally Spon- sored Plan Schemes including NEC, Central Plan and Sub-Plan Schemes	Total	Expenditure to end of the year
(3) Rs.	(4) Rs.	(5) Rs.	(6) Rs.
3,63,35,821	...	3,63,35,821	5,65,68,181
...	10,65,89,268
...	10,42,82,816
...	3,04,00,124
...	6,25,67,933
...	1,60,59,387
...	(-) 30,27,893
<u>3,63,35,821</u>	<u>...</u>	<u>3,63,35,821</u>	<u>37,34,39,816</u>
1,16,41,378	...	1,16,41,378	2,01,70,829
19,78,875	...	19,78,875	10,28,47,176
...	1,31,944
...	18,95,283
<u>1,36,20,253</u>	<u>...</u>	<u>1,36,20,253</u>	<u>12,50,45,232</u>
<u>32,92,44,852</u>	<u>...</u>	<u>32,92,44,852</u>	<u>3,68,26,19,512</u>
2,58,29,488	...	2,58,29,488	24,40,91,444
1,90,05,723	...	1,90,05,723	6,88,59,984
4,02,384	...	4,02,384	8,65,25,734
<u>4,52,37,595</u>	<u>...</u>	<u>4,52,37,595</u>	<u>39,94,77,162</u>
...	13,60,891
...	13,60,891

STATEMENT
DETAILED STATEMENT OF CAPITAL EXPENDITURE
Expenditure

Nature of expenditure

Non-Plan

(1)	(2) Rs.
C. CAPITAL ACCOUNT OF ECONOMIC SERVICES - Contd.	
(d) Capital Account of Irrigation and Flood Control- Concl'd.	
4711. Capital Outlay on Flood Control Projects	
01. Flood Control	
103. Civil Works	...
106. Original Works	...
800. Other expenditure	...
Embarkment Project Works	...
Flood Control Projects in Valley	...
Flood control Projects in Hills	...
Other schemes each costing Rs.25 lakhs and less	...
Others	...
	...
Total : 01. Flood control	...
	...
Total : 4711	...
	...
Total:(d) Capital Account of Irrigation and Flood Control	...
	...
(e) Capital Account of Energy	
4801. Capital Outlay on Power Projects	
01. <i>Hydel Generation</i>	
001. Direction and Administration	...
052. Machinery and Equipment	...
799. Suspense	
Hydel Schemes	...
Survey and Investigation	...
Lokchao Hydel Schemes	...
Leimakhong Stage II	...
Leimakhong stage III	...
Leimakhong Hydel Electric Project	...
Booning Micro Hydel Scheme	...
Booning Hydel Project	...
Keithelmanbi Hydel Project	...
Gelnel Hydel Project	...
Tuivai Hydro Project	...
Loktak Down Stream Development Project	...
Maklang Hydel Project in lieu of Keithelmanbi	...
Nungsankhong	...
Minimum Needs Programmes	...

NO. 12

DURING AND TO END OF THE YEAR 1997-98 - Contd.
during the year

Plan	Centrally Spon- sored Plan Schemes including NEC, Central Plan and Sub-Plan Schemes	Total	Expenditure to end of the year
(3)	(4)	(5)	(6)
Rs.	Rs.	Rs.	Rs.
...	15,16,91,000
4,76,14,420	...	4,76,14,420	15,58,92,171
...	(-) 12,77,257
...	3,87,56,573
...	7,73,06,383
...	36,44,444
...	24,91,243
...	91,90,113
<hr/> 4,76,14,420	<hr/> ...	<hr/> 4,76,14,420	<hr/> 43,76,94,670
<hr/> 4,76,14,420	<hr/> ...	<hr/> 4,76,14,420	<hr/> 43,76,94,670
<hr/> 42,20,96,867	<hr/> ...	<hr/> 42,20,96,867	<hr/> 4,52,11,52,235
56,91,291	...	56,91,291	4,71,04,104
...	1,09,986
48,64,481	...	48,64,481	1,80,76,427
...	25,62,420
...	1,84,73,207
...	81,30,438
...	2,11,84,247
...	48,25,899
...	1,83,02,531
...	30,30,657
...	85,577
...	1,43,35,560
...	1,93,347
...	20,11,478
...	19,64,970
...	2,11,05,254
...	3,45,11,266

STATEMENT
DETAILED STATEMENT OF CAPITAL EXPENDITURE
Expenditure

Nature of expenditure

Non-Plan

(1)	(2) Rs.
C. CAPITAL ACCOUNT OF ECONOMIC SERVICES - Contd.	
(e) Capital Account of Energy - Contd.	
4801. Capital Outlay on Power Projects - Contd.	
Other Schemes each costing Rs.25 lakhs and less	...
Other expenditure	...
	...
Total : 01 Hydel Generation	...
02. Thermal Power Generation	
799. Suspense	
Electricity Schemes in Manipur Pre-1974-75 Outlay not allocated	...
	...
Total : 02 Thermal Power Generation	...
04. Diesel/Gas Power Generation	
001. Direction and Administration	...
799. Suspense	
Segmentation of Diesel Power Systems	...
Diesel Generation Schemes in Manipur	...
800. Other expenditure	
Installation of 2 MW Diesel Generating Sets at Imphal	...
Augmentation of Diesel Power House at Districts	...
	...
Total : 04 Diesel/Gas Power Generation	...
05. Transmission and Distribution	
001. Direction and Administration	...
799. Suspense	
Inter State Transmission Schemes	...
Building Projects	...
Installation of 2 x 315 MVA, 33/11 KVS/S	...
Augmentation of existing 38/11 KVS/S	...
Normal Development Works and Transmission and Distribution	...
Yurembam Augmentation-by 20 MVA and Repair	...
Ningthoukhong 2 x 12.5 MVA/132 KV System	...
Yaingangpokpi 2 x 20 MVA/132 KV System	...
Kakching 1 x 20 MVA//132 KV System	...
Senapati/Churachandpur 132 KV System	...
33 KV Sub-Station Transmission System	...
Distribution System	...
System Improvement Schemes	...
132/33 KV Supply System at Jiribam	...

NO. 12

DURING AND TO END OF THE YEAR 1997-98 - Contd.
during the year

Plan	Centrally Spon- sored Plan Schemes including NEC, Central Plan and Sub-Plan Schemes	Total	Expenditure to end of the year
(3)	(4)	(5)	(6)
Rs.	Rs.	Rs.	Rs.
...	15,50,503
...	1,13,63,476
<u>1,05,55,772</u>	<u>...</u>	<u>1,05,55,772</u>	<u>22,89,21,347</u>
...	2,78,14,531
<u>...</u>	<u>...</u>	<u>...</u>	<u>2,78,14,531</u>
...	1,33,82,722
9,26,54,522	...	9,26,54,522	10,16,27,442
...	8,40,77,152
...	1,39,91,211
<u>...</u>	<u>...</u>	<u>...</u>	<u>97,50,319</u>
<u>9,26,54,522</u>	<u>...</u>	<u>9,26,54,522</u>	<u>22,28,28,846</u>
...	33,90,61,211
19,63,85,887	...	19,63,85,887	70,17,99,371
...	2,410
...	(-) 1,01,152
...	2,602
...	3,88,32,890
...	1,66,47,148
...	80,56,799
...	8,13,49,641
...	7,85,58,348
...	3,42,85,994
...	15,06,44,619
...	34,08,85,325
...	6,60,29,186
...	16,41,549

STATEMENT
DETAILED STATEMENT OF CAPITAL EXPENDITURE
Expenditure

Nature of expenditure

Non-Plan

(1)	(2) Rs.
C. CAPITAL ACCOUNT OF ECONOMIC SERVICES - Contd.	
(e) Capital Account of Energy - Concl'd.	
4801. Capital Outlay on Power Projects - Concl'd.	
800. Other expenditure	...
Total : 05 Transmission and Distribution	...
06. Rural Electrification	
001. Direction and Administration	...
799. Suspense	...
Rural Electrification	...
Other Schemes each costing	...
Rs.25 lakhs and less	...
Electrification of villages	...
Intensification of Electrified villages	...
800. Other expenditure	...
Minimum Needs Programmes	...
Total : 06 Rural Electrification	...
80. General	
003. Training	...
004. Research and Development	...
800. Other expenditure	...
Total : 80 General	...
Total : 4801	...
Total : (e) Capital Account of Energy	...
(f) Capital Account of Industry and Minerals	
4851. Capital Outlay on Village and	
Small Industries	
101. Industrial Estates	...
102. Small Scale Industries	...
Other schemes each costing	...
Rs.25 lakhs and less	...

NO. 12

DURING AND TO END OF THE YEAR 1997-98 - Contd.
during the year

Plan	Centrally Spon- sored Plan Schemes including NEC, Central Plan and Sub-Plan Schemes	Total	Expenditure to end of the year
(3) Rs.	(4) Rs.	(5) Rs.	(6) Rs.
...	31,97,29,929
19,63,85,887	...	19,63,85,887	2,17,74,25,870
5,31,88,521	...	5,31,88,521	23,00,58,513
...	30,76,79,907
8,93,36,805	...	8,93,36,805	18,95,41,561
...	21,65,38,000
...	55,65,943
...	2,34,04,158
...	85,239
...	19,75,71,373
14,25,25,326	...	14,25,25,326	1,17,04,44,694
...	2,18,727
...	10,08,336
5,97,02,167	...	5,97,02,167	9,69,57,723
5,97,02,167	...	5,97,02,167	9,81,84,786
50,18,23,674	...	50,18,23,674	3,92,56,20,074
50,18,23,674	...	50,18,23,674	3,92,56,20,074
...	1,85,50,797
...	69,32,399
...	86,15,177

STATEMENT
DETAILED STATEMENT OF CAPITAL EXPENDITURE
Expenditure

Nature of expenditure

Non-Plan

(1)	(2)
	Rs.
C. CAPITAL ACCOUNT OF ECONOMIC SERVICES - Contd.	
(f) Capital Account of Industry and Minerals - Contd.	
4851. Capital Outlay on Village and Small Industries - conclud.	
103. Handloom Industries	
Investments in Manipur Handloom and Handicrafts Corporation	...
Other schemes each costing Rs.25 lakhs and less	...
104. Handicraft Industries	
Other schemes each costing Rs.25 lakhs and less	...
107. Sericulture Industries	...
Other schemes each costing Rs.25 lakhs and less	...
109. Composite Village and Small Industries Co-operatives	...
200. Other Village Industries	...
800. Other expenditure	...
Total : 4851	...
4852. Capital Outlay on Iron and Steel Industries	
02. Manufacture	
190. Investment in Public Sector and Other Undertakings - Investment in Manipur Cycle Corporation Limited	...
Total : 4852	...
4853. Capital Outlay on Non-Ferrous Mining and Metallurgical Industries	
01. Mineral Exploration and Development	
800. Other expenditure	...
02. Non-Ferrous Metals	
800. Other expenditure	...
Total : 4853	...

NO. 12
 DURING AND TO END OF THE YEAR 1997-98 - Contd.
 during the year

Plan	Centrally Spon- sored Plan Schemes including NEC, Central Plan and Sub-Plan Schemes	Total	Expenditure to end of the year
(3) Rs.	(4) Rs.	(5) Rs.	(6) Rs.
...	2,32,79,786
...	45,35,108
...	1,90,81,258
6,56,146	...	6,56,146	2,64,77,552
...	72,14,359
...	4,95,000
...	20,950
...	65,17,615
<u>6,56,146</u>	<u>...</u>	<u>6,56,146</u>	<u>12,17,20,001</u>
...	17,11,000
<u>...</u>	<u>...</u>	<u>...</u>	<u>17,11,000</u>
...	29,78,482
...	8,58,755
<u>...</u>	<u>...</u>	<u>...</u>	<u>38,37,237</u>

STATEMENT
DETAILED STATEMENT OF CAPITAL EXPENDITURE
Expenditure

Nature of expenditure

Non-Plan

(1)	(2) Rs.
C. CAPITAL ACCOUNT OF ECONOMIC SERVICES - Contd.	
(f) Capital Account of Industry and Minerals - Contd.	
4854. Capital Outlay on Cement and Non-Metallic Mineral Industries	
01. Cement	
190. Investments in Public sector and other undertakings	
Investments in Manipur Cements Limited	...
Total : 4854	...
4859. Capital Outlay on Telecommunication and Electronic Industries	
02. Electronics	
190. Investments in Public Sector and other Undertakings - Investments in Manipur Electronics Corporation Limited	...
Total : 4859	...
4860. Capital Outlay on Consumer Industries	
01. Textiles	
101 Industrial Estate	...
190. Investments in Public Sector and other Undertakings - Investments in Manipur Spinning Mills Corporation Limited	...
Total : 01.	...
04. Sugar	
004. Research and Development	...
800. Other expenditure	1,47,508
Total : 04. Sugar	1,47,508

NO. 12

DURING AND TO END OF THE YEAR 1997-98 - Contd.
during the year

<i>Plan</i>	<i>Centrally Spon- sored Plan Schemes including NEC, Central Plan and Sub-Plan Schemes</i>	<i>Total</i>	<i>Expenditure to end of the year</i>
(3) Rs.	(4) Rs.	(5) Rs.	(6) Rs.
...	29,85,000
...	29,85,000
...	1,89,40,000
...	1,89,40,000
...	34,46,000
...	9,80,55,000
...	10,15,01,000
...	30,43,703
...	...	1,47,508	1,34,06,804
...	...	1,47,508	1,64,50,507

STATEMENT
DETAILED STATEMENT OF CAPITAL EXPENDITURE

Nature of expenditure

Expenditure

Non-Plan

(1)	(2) Rs.
C. CAPITAL ACCOUNT OF ECONOMIC SERVICES - Contd.	
(f) Capital Account of Industry and Minerals - Concl'd.	
4860. Capital Outlay on Consumer Industries - Concl'd.	
60. Others	
600. Others	
Share Contribution to Manipur Cycle Corporation Limited	...
Share Contribution to Manipur Electronic Corporation Limited	...
Sugar Factory	...
Share Contribution to Manipur Cement Factory	...
Share Contribution to Manipur Development and Financial Corporation Limited	...
Distillery Plant	...
Paper Plant	...
Starch and Glucose Projects	...
Mechanical Brick Unit	...
Khandsari Sugar Factory	...
Other Industries	...
Total : 60 Others	...
Total : 4860	1,47,508
4885. Other Capital Outlay on Industries and Minerals	
01. Investments in Industrial Financial Institutions	
190. Investments in Public Sector and other undertakings	
Investments in Manipur Industrial Development Corporation Limited	...
Investment in Assam Financial Corporation	...
Total : 01. Investments in Industrial Financial Institutions	...
Total : 4885	...
Total : (f) Capital Account of Industry and Minerals	1,47,508

NO. 12

DURING AND TO END OF THE YEAR 1997-98 - Contd.
during the year

Plan	Centrally Spon- sored Plan Schemes including NEC, Central Plan and Sub-Plan Schemes	Total	Expenditure to end of the year
(3) Rs.	(4) Rs.	(5) Rs.	(6) Rs.
...	16,00,000
...	96,88,000
...	64,50,000
...	19,94,000
...	4,95,50,000
...	12,791
...	12,22,249
...	45,862
...	1,000
...	1,98,533
...	2,64,98,374
...	9,72,60,809
...	...	1,47,508	21,52,12,316
...	2,92,21,000
...	15,33,500
...	3,07,54,500
...	3,07,54,500
6,56,146	...	8,03,654	39,51,60,054

STATEMENT
DETAILED STATEMENT OF CAPITAL EXPENDITURE
Expenditure

Nature of expenditure

Non-Plan

(1)	(2) Rs.
C. CAPITAL ACCOUNT OF ECONOMIC SERVICES - Contd.	
(g) Capital Account of Transport	
5054. Capital Outlay on Roads and Bridges	
01. National Highways	
52. Machinery and Equipment	23,364
377. Road Works	76,830
800. Other expenditure	
Roads of Inter State Importance	...
Total : 01 National Highways	1,00,194
02. Strategic and Border Roads	
337. Road Works	...
800. Other expenditure	...
Border Roads	...
Total : 02 Strategic and Border Roads	...
03. State Highways	
052. Machinery and Equipment	...
101. Bridges	...
337. Road Works	...
800. Other expenditure	...
Total : 03 State Highways	...
04. District and Other Roads	
800. Other expenditure	...
Deduct Recoveries	...
Total : 04 District and Other Roads	...
80. General	
004. Research	...
800. Other expenditure	...
Total : 80 General	...
Total : 5054	1,00,194

NO. 12

DURING AND TO END OF THE YEAR 1997-98 - Contd.
during the year

Plan	Centrally Spon- sored Plan Schemes including NEC, Central Plan and Sub-Plan Schemes	Total	Expenditure to end of the year
(3)	(4)	(5)	(6)
Rs.	Rs.	Rs.	Rs.
...	...	23,364	60,15,522
3,67,57,544	...	3,68,34,374	4,09,72,163
...	2,21,48,449
<u>3,67,57,544</u>	<u>...</u>	<u>3,68,57,738</u>	<u>6,91,36,134</u>
...	3,79,78,409
...	17,50,294
...	29,05,32,930
<u>...</u>	<u>...</u>	<u>...</u>	<u>33,02,61,633</u>
1,37,43,952	...	1,37,43,952	12,22,63,649
52,84,264	...	52,84,264	31,03,73,953
...	82,51,20,777
...	29,56,03,681
<u>1,90,28,216</u>	<u>...</u>	<u>1,90,28,216</u>	<u>1,55,33,62,060</u>
56,77,77,784	...	56,77,77,784	2,55,16,94,226
...	(-) 75
<u>56,77,77,784</u>	<u>...</u>	<u>56,77,77,784</u>	<u>2,55,16,94,151</u>
1,30,69,218	...	1,30,69,218	2,80,61,367
...	5,61,66,015
<u>1,30,69,218</u>	<u>...</u>	<u>1,30,69,218</u>	<u>8,42,27,382</u>
<u>63,66,32,762</u>	<u>...</u>	<u>63,67,32,956</u>	<u>4,58,86,81,360</u>

STATEMENT
DETAILED STATEMENT OF CAPITAL EXPENDITURE
 Expenditure

Nature of expenditure

Non-Plan

(1)	(2) Rs.
C. CAPITAL ACCOUNT OF ECONOMIC SERVICES - Contd.	
(g) Capital Account of Transport - Concl'd.	
5055. Capital Outlay on Road Transport	
050. Lands and Buildings	...
102. Acquisition of Fleet	...
103. Workshop facilities	...
190. Investment in Public Sector and other undertakings	...
Investment in Manipur State Road Transport Corporation	...
800. Other expenditure	...
Total : 5055	...
Total : (g) Capital Account of Transport	1,00,194
(i) Capital Account of Science, Technology and Environment	
5425. Capital Outlay on Other Scientific and Environmental Research	
800. Other expenditure	...
Total : 5425	...
Total : (i) Capital Account of Science, Technology and Environment	...

NO. 12

DURING AND TO END OF THE YEAR 1997-98 - Contd.
during the year

Plan	Centrally Spon- sored Plan Schemes including NEC, Central Plan and Sub-Plan Schemes	Total	Expenditure to end of the year
(3) Rs.	(4) Rs.	(5) Rs.	(6) Rs.
33,52,497	...	33,52,497	4,35,42,498
...	12,90,840
...	1,81,42,058
...	1,32,500
2,13,66,000	...	2,13,66,000	22,71,94,423
...	37,25,827
<u>2,47,18,497</u>	<u>...</u>	<u>2,47,18,497</u>	<u>29,40,28,146</u>
66,13,51,259	...	66,14,51,453	4,88,27,09,506
17,80,532	...	17,80,532	73,57,960
<u>17,80,532</u>	<u>...</u>	<u>17,80,532</u>	<u>73,57,960</u>
<u>17,80,532</u>	<u>...</u>	<u>17,80,532</u>	<u>73,57,960</u>

STATEMENT
DETAILED STATEMENT OF CAPITAL EXPENDITURE

Nature of expenditure

Expenditure

Non-Plan

(1)	(2) Rs.
C. CAPITAL ACCOUNT OF ECONOMIC SERVICES - Concl'd.	
(j) Capital Account of General Economic Services	
5452. Capital Outlay on Tourism	
01. Tourist Infrastructure	
101. Tourist Centre	...
800. Other Expenditure	...
	<hr/>
Total : 01 Tourist Infrastructure	...
	<hr/>
80. General	
104. Promotion and Publicity	...
800. Other expenditure	...
	<hr/>
Total : 80 General	...
	<hr/>
Total : 5452	...
	<hr/>
(j) Capital Account of General Economic Services	...
	<hr/>
TOTAL : C. CAPITAL ACCOUNT OF ECONOMIC SERVICES	12,816
	<hr/>
GRAND TOTAL : Capital Account	9,61,72,671
	<hr/>

NO. 12

DURING AND TO END OF THE YEAR 1997-98 - Concl'd.
during the year

Plan	Centrally Spon- sored Plan Schemes including NEC, Central Plan and Sub-Plan Schemes	Total	Expenditure to end of the year
(3)	(4)	(5)	(6)
Rs.	Rs.	Rs.	Rs.
37,19,668	...	37,19,668	3,91,33,166
...	42,94,796
<u>37,19,668</u>	<u>...</u>	<u>37,19,668</u>	<u>4,34,27,962</u>
...	34,58,845
...	9,02,983
<u>...</u>	<u>...</u>	<u>...</u>	<u>43,61,828</u>
<u>37,19,668</u>	<u>...</u>	<u>37,19,668</u>	<u>4,77,89,790</u>
<u>37,19,668</u>	<u>...</u>	<u>37,19,668</u>	<u>4,77,89,790</u>
<u>1,61,16,27,365</u>	<u>5,40,43,242</u>	<u>1,66,56,83,423</u>	<u>15,13,56,06,053</u>
<u>2,32,26,82,955</u>	<u>12,67,50,500</u>	<u>2,54,56,06,126</u>	<u>21,31,01,04,409</u>

**STATEMENT SHOWING DETAILS OF INVESTMENT OF GOVERNMENT IN STATUTORY
ETC. AS ON**

Details of

Serial Number	Name of the Concern	Years of Investment	Number of shares/debentures of Government investment to up capital/debentures	
(1)	(2)	(3)	(4)	
			Type	
			Number of Shares	
(1)	(2)	(3)	(4)	(5)
I. Statutory Corporations				
1.	Assam Financial Corporation	1964-98	Equity shares	16,285
2.	Manipur State Road Transport Corporation	1977-97	Capital Contribution	(a)
		1997-98	-do-	(a)
Total : I. Statutory Corporations				
II. Government Companies				
1.	Manipur Industrial Development Corporation Limited	1969-98	Equity shares	7,87,710
2.	Manipur Spinning Mills Corporation Limited	1973-98	-do-	10,15,010
3.	Manipur Handloom and Handicrafts Development Corporation Limited	1976-98	-do-	4,16,690
4.	Manipur Agro-Industries Corporation Limited	1985-98	Capital Contribution	66,660

(a) No. of Shares, Debentures, Face Values etc. have not been intimated.

NO. 13

CORPORATIONS, GOVERNMENT COMPANIES, CO-OPERATIVE BANKS AND SOCIETIES
31ST MARCH 1998.

investment

and percentage the total paid	Face value of each share/ debenture	Amount invested	Amount of dividend declared/interest received and credited to Government during the year	Remarks
Percentage				
(6)	(7)	(8) Rs.	(9) Rs.	(10)
10.22	100	16,28,500	(a)	
Total :		16,28,500		
(a)	(a)	20,58,28,423	(a)	
(a)	(a)	2,13,66,000		
Total :		22,71,94,423		
		22,88,22,923		
100	100	7,87,71,000	(a)	
Total :		7,87,71,000		
100	100	10,15,01,000	(a)	
Total :		10,15,01,000		
100	100	4,16,69,000	(a)	
Total :		4,16,69,000		
76.75	100	66,66,000	(a)	
Total :		66,66,000		

(a) No. of Shares, Debentures, Face Values etc. have not been intimated.

**STATEMENT SHOWING DETAILS OF INVESTMENT OF GOVERNMENT IN STATUTORY
ETC. AS ON**

Details of

Serial Number	Name of the Concern	Years of Investment	Number of shares/debentures of Government investment to up capital/debentures	
(1)	(2)	(3)	(4)	
			Type	
			Number of Shares	
			(5)	
II. Government Companies - Concl'd.				
5.	Manipur Plantation Crops Corporation Limited	1985-98	-do-	5,13,270
6.	Manipur Tribal Development Corporation Limited	1985-98	-do-	(a)
7.	Manipur Cycle Corporation Limited	1985-98	Capital Contribution	(a)
8.	Manipur Electronics Corporation Limited	1985-98	Equity shares	2,86,280
9.	Manipur Film Development Corporation Limited	1987-98	-do-	(a)
10.	Manipur Cement Corporation Limited	1987-98	Capital Contribution	(a)
Total : II. Government Companies				

NO. 13

CORPORATIONS, GOVERNMENT COMPANIES, CO-OPERATIVE BANKS AND SOCIETIES
31ST MARCH 1998 - Contd.

investment

and percentage the total paid	Face value of each share/ debenture	Amount invested	Amount of dividend declared/interest received and credited to Government during the year	Remarks
Percentage				
(6)	(7)	(8) Rs.	(9) Rs.	(10)
22	100	5,13,27,000	(a)	
Total :		5,13,27,000		
(a)	(a)	1,61,50,000	(a)	
Total :		1,61,50,000		
(a)	(a)	33,11,000	(a)	
Total :		33,11,000		
100	100	2,86,28,000	(a)	
Total :		2,86,28,000	(a)	
(a)	(a)	27,00,000	(a)	
Total :		27,00,000		
(a)	(a)	49,79,000	(a)	
Total :		49,79,000		
		33,57,02,000	(a)	

(a) No. of Shares, Debentures, Face Values etc. have not been intimated.

STATEMENT SHOWING DETAILS OF INVESTMENT OF GOVERNMENT IN STATUTORY
ETC. AS ON

Details of

Serial Number	Name of the Concern	Years of Investment	Number of shares/debentures of Government investment to up capital/debentures	
(1)	(2)	(3)	Type	Number of Shares
(1)	(2)	(3)	(4)	(5)
III. Co-operative Institutions				
(a) Credit Co-operatives				
1.	Manipur State Co-operative Bank Limited	1957-97 1997-98	Redeemable - do -	3,20,400 15,000
2.	Imphal Urban Co-operative Bank Limited	1970-98	- do -	14,800
3.	Manipur Rural Bank	1981-98	- do -	8,000
4.	Manipur Women Co-operative Bank Limited	1966-98	-do-	7,600
5.	Large size Agricultural Credit Societies (14)*	1957-98	-do-	10,700
6.	Manipur Industrial Co-operative Bank	1980-98	-do-	30,500
7.	Moirang Primary Co-operative Bank	1972-98	-do-	3,300

* Figures inside the brackets indicate the number of Societies, Confederations etc.

NO. 13

CORPORATIONS, GOVERNMENT COMPANIES, CO-OPERATIVE BANKS AND SOCIETIES
31ST MARCH 1998 - Contd.

investment

and percentage the total paid	Face value of each share/ debenture	Amount invested	Amount of dividend declared/interest received and credited to Government during the year	Remarks
Percentage				
(6)	(7)	(8) Rs.	(9) Rs.	(10)
44	50	1,60,20,000	(a)	
44	50	7,50,000		
Total :		1,67,70,000		
18 to 33	50	7,40,000	(a)	
Total :		7,40,000		
(a)	(a)	28,25,000	(a)	
Total :		28,25,000		
39	50	3,80,000	(a)	
Total :		3,80,000		
45	10	1,07,000	(a)	
Total :		1,07,000		
(a)	(a)	3,85,000	(a)	
Total :		3,85,000		
8	50	1,65,000	(a)	
Total :		1,65,000		

STATEMENT SHOWING DETAILS OF INVESTMENT OF GOVERNMENT IN STATUTORY
ETC. AS ON

Details of

Serial Number	Name of the Concern	Years of Investment	Number of shares/debentures of Government investment to up capital/debentures	
(1)	(2)	(3)	Type (4)	Number of Shares (5)
III. Co-Operative Institutions - Contd.				
(a) Credit Co-operatives - Concl'd.				
8.	Thrift and Credit Co-operative Society	1980-98	-do-	(a)
9.	Lamka Urban Co-operative Bank Limited	1984-98	-do-	(a)
10.	Senapati Primary Co-operative Bank	1990-98	-do-	(a)
11.	Manipur State Land Development Co-operative Bank	1989-98	-do-	(a)
Total : (a) Credit Co-operatives				
(b) Labour Co-operatives				
1.	Labour Contract Societies including Forest Labour Co-operative Societies (112) *	1961-98	Redeemable Shares	33,407
Total : (b) Labour Co-operatives				

(a) No. of Shares, Debentures, Face Values etc. have not been intimated.

* Figures inside the brackets indicate the number of Societies, Confederations etc.

NO. 13

CORPORATIONS, GOVERNMENT COMPANIES, CO-OPERATIVE BANKS AND SOCIETIES
31ST MARCH 1998 - Contd.

investment

and percentage the total paid	Face value of each share/ debenture	Amount invested	Amount of dividend declared/interest received and credited to Government during the year	Remarks
Percentage (6)	(7)	(8) Rs.	(9) Rs.	(10)
(a)	(a)	2,37,000	(a) 4,880	
Total :		<u>2,37,000</u>		
(a)	(a)	1,55,000	(a)	
Total :		<u>1,55,000</u>		
(a)	(a)	20,000	(a)	
Total :		<u>20,000</u>		
		2,50,000	(a)	
Total :		<u>2,50,000</u>		
		<u>2,20,34,000</u>	<u>4,880</u>	
33	10	3,34,070	(a)	
Total :		<u>3,34,070</u>		
		<u>3,34,070</u>		

**STATEMENT SHOWING DETAILS OF INVESTMENT OF GOVERNMENT IN STATUTORY
ETC. AS ON**

Details of

Serial Number	Name of the Concern	Years of Investment	Number of shares/debentures of Government investment to up capital/debentures	
			Type (4)	Number of Shares (5)
(1)	(2)	(3)	(4)	(5)
III. Co-operative Institutions - Contd.				
(c) Farming Co-operative				
1.	Joint Co-operative Farming Societies (54) *	1961-98	Redeemable Shares	26,600
2.	Poultry Farming Co-operative Societies (20) *	1988-97 1997-98	-do- -do-	(a) (a)
3.	Horticulture Farming Co-operative Societies (13) *	1970-98	-do-	20,800
4.	Seri/Tasar Co-operative Societies (51) *	1987-97 1997-98	-do- -do-	(a) (a)
5.	Piggery Co-operative Societies (16) *	1987-98	-do-	(a)
Total : (c) Farming Co-operatives				
(d) Warehousing and Marketing Co-operatives				
1.	Manipur State Co-operative Consumer Federation.	1969-98	Redeemable Shares	55,760

(a) No. of Shares, Debentures, Face Values etc. have not been intimated.

* Figures inside the brackets indicate the number of Societies, Confederations etc.

NO. 13

CORPORATIONS, GOVERNMENT COMPANIES, CO-OPERATIVE BANKS AND SOCIETIES
31ST MARCH 1998 - Contd.

investment

and percentage the total paid	Face value of each share/ debenture	Amount invested	Amount of dividend declared/interest received and credited to Government during the year	Remarks
Percentage (6)	(7)	(8) Rs.	(9) Rs.	(10)
70	10	2,66,000	(a)	
Total :		2,66,000		
(a)	(a)	15,76,800	(a)	
(a)	(a)	98,80,000		
Total :		1,14,56,800		
81	10	4,08,000	(a)	
Total :		4,08,000		
(a)	(a)	10,00,000	(a)	
(a)	(a)	1,67,000		
Total :		11,67,000		
(a)	(a)	10,66,300		
Total :		10,66,300		
		1,43,64,100		
62	50	27,88,000	(a)	
Total :		27,88,000		

STATEMENT SHOWING DETAILS OF INVESTMENT OF GOVERNMENT IN STATUTORY
ETC. AS ON

Details of

Serial Number	Name of the Concern	Years of Investment	Number of shares/debentures of Government investment to up capital/debentures	
			Type (4)	Number of Shares (5)
(1)	(2)	(3)	(4)	(5)
III. Co-operative Institutions - Contd.				
(d) Warehousing and Marketing Co-operatives - <i>Concl'd.</i>				
2.	Manipur Apex Marketing Co-operative Society Limited	1957-98	-do-	1,18,460
3.	Manipur State Handloom weavers Co-operative Society Limited	1964-98	-do-	16,575
4.	District Supply and Marketing Co-operative Societies(12) *	1957-98	-do-	68,134
5.	Manipur State Apex Co-operative Housing Society	1984-98	-do-	(a)
6.	Housing Co-operative Societies Limited(2) *	1988-98	-do-	(a)

Total : (d) Warehousing and Marketing Co-operatives

(a) Number of Shares, Debentures, Face Values etc. have not been intimated.

* Figures inside the brackets indicate the number of Societies,
Confederations etc.

NO. 13

CORPORATIONS, GOVERNMENT COMPANIES, CO-OPERATIVE BANKS AND SOCIETIES
31ST MARCH 1997 - Contd.

investment

and percentage the total paid	Face value of each share/ debenture	Amount invested	Amount of dividend declared/interest received and credited to Government during the year	Remarks
Percentage (6)	(7)	(8) Rs.	(9) Rs.	(10)
80	50	59,23,000	(a)	
Total :		59,23,000		
50	100	16,57,500	(a)	
Total :		16,57,500		
33	100	68,13,400	(a)	
Total :		68,13,400		
(a)	(a)	9,85,000		
Total :		9,85,000		
(a)	(a)	2,90,000	(a)	
Total :		2,90,000		
		1,84,56,900		

STATEMENT SHOWING DETAILS OF INVESTMENT OF GOVERNMENT IN STATUTORY
ETC. AS ON

Details of

Serial Number	Name of the Concern	Years of Investment	Number of shares/debentures of Government investment to up capital/debentures	
---------------	---------------------	---------------------	---	--

(1)	(2)	(3)	Type (4)	Number of Shares (5)
-----	-----	-----	-------------	-------------------------

III. Co-operative Institutions - Contd.

(e) Processing Co-operatives

1.	Manipur Fruit Processing and Cold Storage Co-operative Societies Limited	1974-98	Redeemable Shares	28,400
----	--	---------	-------------------	--------

Total : (e) Processing Co-operatives

(f) Dairy Co-operatives

1.	Cattle Breeding/Dairy Farming/Milk Producers Co-operative Federation(42)*	1976-98	Redeemable Shares	(a)
----	---	---------	-------------------	-----

Total : (f) Dairy Co-operatives

(g) Fisherman's Co-operatives

1.	Fisheries Co-operative Societies(36)*	1974-98	Redeemable Shares	26,53,57
----	---------------------------------------	---------	-------------------	----------

2.	Manipur State Fishing Co-operative Federation	1988-98	-do-	(a)
----	---	---------	------	-----

Total : (g) Fisherman's Co-operatives

NO. 13

CORPORATIONS, GOVERNMENT COMPANIES, CO-OPERATIVE BANKS AND SOCIETIES
31ST MARCH 1998 - Contd.

investment

and percentage the total paid	Face value of each share/ debenture	Amount invested	Amount of dividend declared/interest received and credited to Government during the year	Remarks
Percentage (6)	(7)	(8) Rs.	(9) Rs.	(10)
60	100	28,40,000	(a)	
		<u>28,40,000</u>		
(a)	(a)	7,86,000	(a)	
Total :		<u>7,86,000</u>		
		<u>7,86,000</u>		
50	10	26,53,570		
Total :		<u>26,53,570</u>		
(a)	(a)	3,00,000	(a)	
Total :		<u>3,00,000</u>		
		<u>29,53,570</u>		

**STATEMENT SHOWING DETAILS OF INVESTMENT OF GOVERNMENT IN STATUTORY
ETC. AS ON**

Details of

Serial Number	Name of the Concern	Years of Investment	Number of shares/debentures of Government investment to up capital/debentures
(1)	(2)	(3)	Type (4) Number of Shares (5)
III. Co-operative Institutions - Contd.			
(h) Industrial Co-operatives			
1.	Fruit Preservation Co-operative Societies (2) *	1961-98	Redeemable Shares 4,000
2.	Publishing Co-operative Society	1967-98	-do- 400
3.	Oil Crushing Co-operative Society	1968-98	-do- (a)
4.	Carpentry Co-operative Societies (5) *	1968-98	-do- (a)
5.	Weavers Co-operative Societies including Primary Weavers Co-operative Societies (2304) *	1986-97 1997-98	-do- (a) -do- (a)
Total : (h) Industrial Co-operatives			
(i) Consumers Co-operatives			
1.	Consumers Co-operative Societies including Primary Consumer Educated Unemployed Persons, Government Employees Societies (131) *	1961-98	-do- (a)
Total : (i) Consumers Co-operatives			

* Figures inside the brackets indicate the number of Societies, Confederations etc.

(a) Number of Shares, Debentures, Face Values etc. have not been intimated.

NO. 13

CORPORATIONS, GOVERNMENT COMPANIES, CO-OPERATIVE BANKS AND SOCIETIES
31ST MARCH 1998 - Contd.

investment

and percentage the total paid	Face value of each share/ debenture	Amount invested	Amount of dividend declared/interest received and credited to Government during the year	Remarks
Percentage (6)	(7)	(8) Rs.	(9) Rs.	(10)
34	10	40,000	(a)	
Total :		40,000		
54	50	20,000	(a)	
Total :		20,000		
(a)	(a)	5,500	(a)	
Total :		5,500		
(a)	(a)	93,500	(a)	
Total :		93,500		
(a)	(a)	2,65,42,000	(a)	
(a)	(a)	38,50,000		
Total :		3,03,92,000		
		3,05,51,000		
45	5,10,25 & 50	15,63,000	(a)	
Total :		15,63,000		
		15,63,000		

**STATEMENT SHOWING DETAILS OF INVESTMENT OF GOVERNMENT IN STATUTORY
ETC. AS ON**

Details of

Serial Number	Name of the Concern	Years of Investment	Number of shares/debentures of Government investment to up capital/debentures	
(1)	(2)	(3)	Type (4)	
			Number of Shares (5)	
III. Co-operative Institutions - Contd.				
(j) Other Co-operatives				
1.	Services Co-operative Societies (281) *	1961-98	Redeemable Shares	(a)
2.	Transport Co-operative Societies including Association/Auto Rickshaw/Taxi (14) *	1967-98	-do-	(a)
3.	Ex-Servicemen's Societies (2) *	1970-98	-do-	(a)
4.	G.P.L/M.P.C.S./ L.A.M.P.S./F.S.S./ M.P.Co-operative Societies (172) *	1970-97 1997-98	-do- -do-	(a) (a)
5.	Manipur State Development Co-operative Corporation Limited	1985-98	-do-	(a)
6.	Integrated Co-operative Development Programme (3) *	1988-98	-do-	(a)

(a) Number of Shares, Debentures, Face Values etc. have not been intimated.

* Figures inside the brackets indicate the number of Societies, Confederations etc.

NO. 13

CORPORATIONS, GOVERNMENT COMPANIES, CO-OPERATIVE BANKS AND SOCIETIES
31ST MARCH 1998 - Contd.

investment

and percentage the total paid	Face value of each share/ debenture	Amount invested	Amount of dividend declared/interest received and credited to Government during the year	Remarks
Percentage (6)	(7)	(8) Rs.	(9) Rs.	(10)
(a)	(a)	7,90,440	(a)	
Total :		<u>7,90,440</u>		
(a)	(a)	2,95,000	6,600	
Total :		<u>2,95,000</u>		
(a)	(a)	30,600	(a)	
Total :		<u>30,600</u>		
(a)	(a)	3,75,88,800	(a)	
(a)	(a)	8,20,000	(a)	
Total :		<u>3,84,08,800</u>		
(a)	(a)	21,90,000	(a)	
Total :		<u>21,90,000</u>		
(a)	(a)	3,87,92,250		
Total :		<u>3,87,92,250</u>		

**STATEMENT SHOWING DETAILS OF INVESTMENT OF GOVERNMENT IN STATUTORY
ETC. AS ON**

Details of

Serial Number	Name of the Concern	Years of Investment	Number of shares/debentures of Government investment to up capital/debentures
(1)	(2)	(3)	Type (4)
			Number of Shares (5)
III. Co-operative Institutions - Concl'd.			
	(j) Other Co-operatives - Concl'd.		
7.	Blacksmith Plant/ Bamboo/Stone/Chatai/ Leather (6)*	1989-98	-do- (a)
8.	Film Industries	1989-98	-do- (a)
Total : (j) Other Co-operatives			
Total : III Co-operative Institutions			
GRAND TOTAL :			

* Figures inside the brackets indicate the number of Societies, Confederations etc.

(a) Number of Shares, Debentures, Face Values etc. have not been intimated.

NO. 13

CORPORATIONS, GOVERNMENT COMPANIES, CO-OPERATIVE BANKS AND SOCIETIES
31ST MARCH 1998 - Concl'd.

investment

and percentage the total paid	Face value of each share/ debenture	Amount invested	Amount of dividend declared/interest received and credited to Government during the year	Remarks
Percentage (6)	(7)	(8) Rs.	(9) Rs.	(10)
(a)	(a)	1,67,000	(a)	
Total :		1,67,000		
(a)	(a)	30,000	(a)	
Total :		30,000		
		8,07,04,090	6,600	
		17,45,86,730	11,480	
		73,91,11,653	11,480	

STATEMENT NO.14

STATEMENT SHOWING THE CAPITAL AND OTHER EXPENDITURE (OTHER THAN ON REVENUE ACCOUNT) TO THE END OF 1997-98 AND THE PRINCIPAL SOURCES FROM WHICH FUNDS WERE PROVIDED FOR THAT EXPENDITURE

Heads (1)	On 1st April 1997 (2)	During the year (3)	On 31st March 1998 (4)
(In crores of rupees)			
CAPITAL AND OTHER EXPENDITURE			
CAPITAL EXPENDITURE			
A. Capital Account of General Services			
Capital Outlay on Public Works	82.90	5.19	88.09
Capital Outlay on Other Administrative Services	0.64	...	0.64
Total : A	<u>83.54</u>	<u>5.19</u>	<u>88.73</u>
B. Capital Account of Social Services	<u>4,45.92</u>	<u>82.80</u>	<u>5,28.72</u>
C. Capital Account of Economic Services			
(a) Capital Account of Agricultural and Allied Activities	69.96	3.54	73.50
(b) Capital Account of Rural Development	0.28	0.05	0.33
(c) Capital Account of Special Areas Programmes**	57.94	3.81	61.75
(d) Capital Account of Irrigation and Flood Control	4,09.90	42.21	4,52.11
(e) Capital Account of Energy	3,42.38	50.18	3,92.56
(f) Capital Account of Industry and Minerals	39.43	0.08	39.51
(g) Capital Account of Transport	4,22.13	66.15	4.88.28
(i) Capital Account of Science, Technology and Environment	0.56	0.18	0.74
(j) Capital Account of General Economic Services	4.41	0.37	4.78
Total : C	<u>**"13,46.99</u>	<u>1,66.57</u>	<u>15,13.56</u>
TOTAL : CAPITAL EXPENDITURE	<u>**"18,76.45</u>	<u>2,54.56</u>	<u>21,31.01</u>
LOANS AND ADVANCES			
Loans for Education, Art and Culture	0.11	...	0.11
Loans for Water Supply and Sanitation	5.16	0.51	5.67
Loans for Housing	16.31	3.50	19.81
Loans for Urban Development	0.89	...	0.89
Loans for Welfare of Scheduled Castes/Scheduled Tribes and Other Backward Classes	0.02	...	0.02
Loans for Social Security and Welfare	0.35	...	0.35
Loans for Crop Husbandry	1.26	...	1.26
Loans for Animal Husbandry	0.01	...	0.01

**" Differs Rs.0.01 crore due to rounding

STATEMENT NO. 14 - Contd.

(1)	(2)	(3)	(4)
CAPITAL AND OTHER EXPENDITURE - <i>Concl'd.</i>			
LOANS AND ADVANCES - <i>Concl'd.</i>			
Loans for Fisheries	0.22	...	0.22
Loans for Co-operation	7.30	2.23	9.53
Loans for Rural Development Programmes	0.01	...	0.01
Loans for Village and Small Industries	6.01	0.02	6.03
Loans to Government Servants, etc.	5.41	(-) 0.50	4.91
Miscellaneous Loans	0.08	...	0.08
	<hr/>	<hr/>	<hr/>
TOTAL : LOANS AND ADVANCES	43.14	5.76	48.90
	<hr/>	<hr/>	<hr/>
TOTAL : CAPITAL AND OTHER EXPENDITURE "*" "	19,19.59	2,60.32	21,79.91 "X"
	<hr/>	<hr/>	<hr/>
PRINCIPAL SOURCES OF FUNDS			
Revenue Surplus	...	70.57	...
Public Debts -			
Internal Debt of the State Government			
Market Loans	1,61.18	19.43	1,80.61
Other Loans	1,56.71	1,67.91	3,24.62
Loans and Advances from the			
Central Government	2,27.70	58.64	2,86.34
Small Savings, Provident Funds, etc.	1,53.13	19.10	1,72.23
	<hr/>	<hr/>	<hr/>
Total : Public Debts	6,98.72	2,65.08	9,63.80
	<hr/>	<hr/>	<hr/>
<i>Other Receipts -</i>			
Reserve Funds	6.37	1.96	8.33
Deposits and Advances	1,17.25	52.38	1,69.63
Suspense and Miscellaneous	(-) 50.17	(-) 7.85	(-) 58.02
(Other than amount closed to Government			
Account and Cash Balances Investment			
Accounts) Remittances	(a) (-) 19.40	(-) 81.91	(-) 1,01.31
	<hr/>	<hr/>	<hr/>
Total : Other Receipts	54.05	(-) 35.42	18.63
	<hr/>	<hr/>	<hr/>
TOTAL : DEBT AND OTHER RECEIPTS	7,52.77	2,29.66	9,82.43
	<hr/>	<hr/>	<hr/>
Deduct - Cash Balance	(a) (-) 36.23	37.90	1.67
Deduct - Investments	2.45	2.08	4.53
Add - Misc Govt. Accounts	...	0.08	0.08
	<hr/>	<hr/>	<hr/>
NET PROVISION OF FUNDS	7,86.55	1,89.76	9,76.31 "Y"
	<hr/>	<hr/>	<hr/>

"*" Differs Rs.0.01 crore due to rounding

(a) Transferred balance of currency transfer to Cash balance.

STATEMENT NO.14 - Concl'd.

The net provision of Funds 'Y' shown in the Statement differs from the net Capital and other expenditure 'X' upto the end of the year by Rs.12,03.60 crores for the reasons explained below :

1.	Net Capital Expenditure allocated to the end of 1964-85 to the Territory Section of Accounts	5.69
2.	Net effect of balances under debt heads allocated to the end of the 1964-65 to the Territory Section of Account from the books of the Government of India	0.85
3.	Net effect of balances under Debt, Deposits and Remittances heads allocated during 1971-72 on dropping from the Central Accounts	3.05
4.	Net effect of balances under Public Debt, adopted during 1972-73 on dropping from Central Books	(-)2.62
5.	Adjustment of Balances under Suspense	2.78
6.	Net effect of Balances under Debt, Deposits and Remittance heads adopted during 1983-84 on dropping from Central Books	2.48
7.	Net Revenue Surplus to the end of 1997-98	11,91.37
	Total :	<u>12,03.60</u>

PART - II

B - DEBT, CONTINGENCY FUND AND PUBLIC ACCOUNT

DETAILED STATEMENT OF RECEIPTS, DISBURSEMENTS AND BALANCES UNDER HEADS OF

<i>Heads of account</i>	<i>Opening balance on 1st April 1997</i>
(1)	(2) Rs.
PART I - CONSOLIDATED FUND	
(i) Receipt Heads (Revenue Account)	
(ii) Expenditure Heads (Revenue Account)	
(iii) Expenditure Heads (Capital Account)	
E. Public Debt	
6003. Internal Debt of the State Government	3,17,89,37,088 (Cr)
6004. Loans and Advances from the Central Government	2,27,70,74,863 (Cr)
Total : E. Public Debt	5,45,60,11,951 (Cr)
F. Loans and Advances	
6202. Loans for Education, Sports, Art and Culture	10,73,190 (Dr)
6215. Loans for Water Supply	5,16,47,856 (Dr)
6216. Loans for Housing	16,31,03,163 (Dr)
6217. Loans for Urban Development	88,68,684 (Dr)
6225. Loans for Welfare of Scheduled Castes, Scheduled Tribes and other Backward Classes	2,39,573 (Dr)
6235. Loans for Social Security and Welfare	34,68,346 (Dr)
6401. Loans for Crop Husbandry	1,25,79,044 (Dr)
6403. Loans for Animal Husbandry	50,000 (Dr)
6405. Loans for Fisheries	22,56,074 (Dr)
6425. Loans for Co-operation	7,29,37,403 (Dr)
6515. Loans for other Rural Development programmes	77,507 (Dr)
6851. Loans for Village and Small Industries	6,01,47,719 (Dr)
7610. Loans to Government Servants, etc.	5,40,63,607 (Dr)
7615. Miscellaneous Loans	8,46,461 (Dr)
Total : F. Loans and Advances	43,13,58,627 (Dr)
Total : PART I - CONSOLIDATED FUND	

NO. 15

ACCOUNT RELATING TO DEBT, CONTINGENCY FUND AND PUBLIC ACCOUNT

<i>Receipts</i>	<i>Disbursements</i>	<i>Closing balance on 31st March 1998</i>
(3) Rs.	(4) Rs.	(5) Rs.
8,63,01,00,502
...	7,92,44,26,513	...
...	2,54,56,06,127	...
6,02,44,76,041	4,15,11,44,043	5,05,22,69,086 (Cr)
1,33,29,60,301	74,66,21,018	2,86,34,14,146 (Cr)
<hr/>	<hr/>	<hr/>
7,35,74,36,342	4,89,77,65,061	7,91,56,83,232 (Cr)
<hr/>	<hr/>	<hr/>
...	...	10,73,190 (Dr)
...	51,43,116	5,67,90,972 (Dr)
10,500	3,50,00,000	19,80,92,663 (Dr)
...	...	88,68,684 (Dr)
...	...	2,39,573 (Dr)
...	...	34,68,346 (Dr)
...	...	1,25,79,044 (Dr)
...	...	50,000 (Dr)
16,000	...	22,40,074 (Dr)
2,44,066	2,25,66,000	9,52,59,337 (Dr)
...	...	77,507 (Dr)
1,03,413	2,83,000	6,03,27,306 (Dr)
58,15,956	8,26,193	4,90,73,844 (Dr)
...	...	8,46,461 (Dr)
<hr/>	<hr/>	<hr/>
61,89,935	6,38,18,309	48,89,87,001 (Dr)
<hr/>	<hr/>	<hr/>
15,99,37,26,779	15,43,16,16,010	

Heads of account	Opening balance on 1st April 1997
(1)	(2) Rs.
PART III - PUBLIC ACCOUNT	
I. Small Savings, Provident Funds, etc.	
(b) Provident Funds	
8005. State Provident Funds	1,43,86,72,312 (Cr)
(c) Other Accounts	
8011. Insurance and Pension Funds	9,26,46,585 (Cr)
Total : I. Small Savings, Provident Funds, etc.	1,53,13,18,897 (Cr)
J. Reserve Funds	
(b) Reserve Funds not Bearing Interest	
8226. Depreciation/Renewal Reserve Fund	
101. Depreciation Reserve Funds of Government Commercial Departments/Undertakings	23,98,000 (Cr)
Total : 8226. Depreciation/ Renewal Reserve Fund	23,98,000 (Cr)
8235. General and other Reserve Funds	
111. Calamities relief	6,12,45,609 (Cr)
Total : 8235. General and other Reserve Funds	6,12,45,609 (Cr)
Total : (b) Reserve Funds not Bearing Interest	6,36,43,609 (Cr)
Total : J. Reserve Funds	6,36,43,609 (Cr)
K. Deposits and Advances	
(a) Deposits Bearing Interest	
8336. Civil Deposits	
800. Other Deposits	2,35,79,948 (Cr)
Total : 8336. Civil Deposits	2,35,79,948 (Cr)
Total : (a) Deposits bearing interest	2,35,79,948 (Cr)

NO. 15 - Contd.

<i>Receipts</i>	<i>Disbursements</i>	<i>Closing balance on 31st March 1998</i>
(3) Rs.	(4) Rs.	(5) Rs.
51,76,85,028	32,90,93,733	1,62,72,63,607 (Cr)
<u>1,70,54,601</u>	<u>1,46,94,336</u>	<u>9,50,06,850 (Cr)</u>
<u>53,47,39,629</u>	<u>34,37,88,069</u>	<u>1,72,22,70,457 (Cr)</u>
...	...	<u>23,98,000 (Cr)</u>
...	...	<u>23,98,000 (Cr)</u>
<u>1,96,56,560</u>	<u>5,040</u>	<u>8,08,97,129 (Cr)</u>
<u>1,96,56,560</u>	<u>5,040</u>	<u>8,08,97,129 (Cr)</u>
<u>1,96,56,560</u>	<u>5,040</u>	<u>8,32,95,129 (Cr)</u>
<u>1,96,56,560</u>	<u>5,040</u>	<u>8,32,95,129 (Cr)</u>
...	...	<u>2,35,79,948 (Cr)</u>
...	...	<u>2,35,79,948 (Cr)</u>
...	...	<u>2,35,79,948 (Cr)</u>

<i>Heads of account</i>	<i>Opening balance on 1st April 1997</i>
(1)	(2)
	Rs.
PART III - PUBLIC ACCOUNT - Contd.	
K. Deposits and Advances - Concl'd.	
(b) Deposits Not bearing Interest	
8443. Civil Deposits	
101. Revenue Deposits	(-) 5,66,69,368 (Cr)
103. Security Deposits	14,07,47,823 (Cr)
104. Civil Courts Deposits	3,73,01,148 (Cr)
105. Criminal Courts Deposits	1,677 (Cr)
106. Personal Deposits	9,85,54,530 (Cr)
108. Public works Deposits	40,78,39,409 (Cr)
109. Forest Deposits	69,43,580 (Cr)
111. Other Departmental Deposits	72,27,735 (Cr)
112. Deposits for purchase etc.	7,75,914 (Dr)
Total : 8443 Civil Deposits	64,11,70,620 (Cr)
8448. Deposits of Local Funds	
120. Other Funds	5,23,130 (Cr)
Total : 8448. Deposits of Local Funds	5,23,130 (Cr)
8449. Other Deposits	
120. Miscellaneous Deposits	52,21,02,187 (Cr)
Total : 8449. Other Deposits	52,21,02,187 (Cr)
Total : (b) Deposits Not Bearing Interest	1,16,37,95,937 (Cr)
(c) Advances	
8550. Civil Advances	
101. Forest Advances	22,44,319 (Cr)
102. Revenue Advances	52,499 (Dr)
103. Other Departmental Advances	82,54,850 (Dr)
104. Other Advances	87,67,280 (Dr)
Total : 8550. Civil Advances	1,48,30,310 (Dr)
Total : (c) Advances	1,48,30,310 (Dr)
Total : K. Deposits and Advances	1,17,25,45,575 (Cr)

NO. 15 - Contd.

Receipts	Disbursements	Closing balance on 31st March 1998
(3) Rs.	(4) Rs.	(5) Rs.
33,24,422	(-) 5,29,70,375	(-) 3,74,571 (Cr) "A"
7,53,19,227	4,59,92,690	17,00,74,360 (Cr)
2,37,83,440	...	6,10,84,588 (Cr)
...	...	1,677 (Cr)
41,10,57,287	27,88,29,877	23,07,81,940 (Cr)
6,23,99,536	19,71,44,508	27,30,94,437 (Cr)
2,51,75,357	...	3,21,18,937 (Cr)
10,77,00,419	8,24,59,446	3,24,68,708 (Cr)
...	(-) 7,75,914	...
<hr/> 70,87,59,688	<hr/> 55,06,80,232	<hr/> 79,92,50,076 (Cr)
...	...	5,23,130 (Cr)
...	...	5,23,130 (Cr)
<hr/> 72,62,11,031	<hr/> 36,02,04,772	<hr/> 88,81,08,446 (Cr)
<hr/> 72,62,11,031	<hr/> 36,02,04,772	<hr/> 88,81,08,446 (Cr)
<hr/> 1,43,49,70,719	<hr/> 91,08,85,004	<hr/> 1,68,78,81,652 (Cr)
1,64,30,262	1,66,98,847	19,75,734 (Cr) "B"
...	...	52,499 (Dr)
...	...	82,54,850 (Dr)
...	30,500	87,97,780 (Dr)
<hr/> 1,64,30,262	<hr/> 1,67,29,347	<hr/> 1,51,29,395 (Dr)
<hr/> 1,64,30,262	<hr/> 1,67,29,347	<hr/> 1,51,29,395 (Dr)
<hr/> 1,45,14,00,981	<hr/> 92,76,14,351	<hr/> 1,69,63,32,205 (Cr)

"A" Adverse balance is under scrutiny

"B" Adverse Balance is under scrutiny

Heads of account	Opening balance on 1st April 1997
(1)	(2) Rs.
PART III - PUBLIC ACCOUNT - Contd.	
L. Suspense and Miscellaneous	
(b) Suspense	
8658. Suspense Accounts	
101. Pay and Accounts Office Suspense	10,49,78,843 (Dr)
102. Suspense Account (Civil)	28,44,68,104 (Dr)
107. Cash settlement Suspense Account	30,30,69,646 (Dr)
109. Reserve Bank Suspense - Headquarters	1,13,22,859 (Cr)
110. Reserve Bank Suspense - Central Accounts Office	3,62,89,183 (Dr)
111. Departmental Adjusting Account	12,82,83,515 (Dr)
112. Tax Deducted at Source Suspense	4,91,76,288 (Cr)
113. Provident Fund Suspense	12,494 (Cr)
120. Additional Dearness Allowance Deposit Suspense Account	28,02,218 (Dr)
123. A.I.S. Officers Group Insurance Scheme	9,13,08,955 (Cr)
126. Broadcasting Receiver Licence Fee Suspense	62,688 (Cr)
129. Material Purchase Settlement Suspense Account	22,61,54,631 (Cr)
Total : 8658. Suspense Account	48,18,53,594 (Dr)
Total : (b) Suspense	48,18,53,594 (Dr)
(c) Other Accounts	
8670. Cheques and Bills	
103. Departmental cheques	96,750 (Dr)
8671. Departmental Balances	
101. Civil	1,76,31,722 (Dr)
8672. Permanent Cash Imprest	
101. Civil	2,13,685 (Dr)
8673. Cash Balance Investment Account	
101. Cash Balance Investment Account	2,44,82,620 (Dr)
Total : (c) Other Accounts	4,24,24,777 (Dr)

NO. 15 - Contd.

Receipts	Disbursements	Closing balance on 31st March 1998
(3) Rs.	(4) Rs.	(5) Rs.
12,72,29,080	14,30,87,880	12,08,37,643 (Dr)
1,93,98,422	10,76,59,929	37,27,29,611 (Dr)
40,86,32,221	18,01,77,252	7,46,14,677 (Dr)
...	1,77,68,181	64,45,322 (Dr)
14,61,71,943	(-) 3,42,72,140	14,41,54,900 (Cr)
"C" (-) 3,42,50,562	15,86,40,386	32,11,74,463 (Dr)
3,30,64,703	2,93,96,266	5,28,44,725 (Cr)
...	1,17,440	1,04,946 (Dr)
10,781	(-) 28,02,218	10,781 (Cr)
2,09,094	90,275	9,14,27,774 (Cr)
...	...	62,688 (Cr)
7,52,22,196	23,38,54,762	6,75,22,065 (Cr)
77,56,87,878	83,37,18,013	53,98,83,729 (Dr)
77,56,87,878	83,37,18,013	53,98,83,729 (Dr)
...	...	96,750 (Dr) "B"
18,57,89,650	20,63,83,119	3,82,25,191 (Dr)
...	5,999	2,19,684 (Dr)
1,33,50,00,000	1,35,58,00,000	4,52,82,620 (Dr)
1,52,07,89,650	1,56,21,89,118	8,38,24,245 (Dr)

"C" Minus figure is due to adjustment of Previous years balance

"B" Adopted proforma on 21-03-1998 on dropping from Central Account. The balance is under scrutiny.

Heads of account (1)	Opening balance on 1st April 1997 (2) Rs.
PART III - PUBLIC ACCOUNT - Contd.	
L. Suspense and Miscellaneous - Concl'd.	
(d) Accounts with Governments of Foreign Countries	
8679. Accounts with Governments of other Countries	
103. Burma	18,71,271 (Dr)
Total : (d) Accounts with Governments of Foreign Countries	18,71,271 (Dr)
Total : L (b) + (c) + (d)	52,61,49,642 (Dr)
(e) Miscellaneous	
8680. Miscellaneous Government Accounts	
102. Writes-off from Heads of Account closing to balance	...
Total : 8680. Miscellaneous Government Accounts	...
Total : (e) Miscellaneous	...
Total : L. Suspense and Miscellaneous	52,61,49,642 (Dr)
M. Remittances	
(a) Money orders and other remittances	
8782. Cash Remittances and adjustments between officers rendering accounts to the same Accounts Officer	
101. Cash Remittances between Treasuries and Currency Chests	"a"
102. Public Works Remittances	29,98,48,640 (Dr)
103. Forest Remittances	31,59,413 (Dr)
105. Reserve Bank of India Remittances	11,60,19,072 (Cr)
Total : 8782. Cash Remittances, etc.	18,69,88,981 (Dr)
Total : (a) Money Orders and other remittances	18,69,88,981 (Dr)

"a" Transferred to N. Cash Balance

NO. 15 - Contd.

<i>Receipts</i>	<i>Disbursements</i>	<i>Closing balance on 31st March 1998</i>
(3) Rs.	(4) Rs.	(5) Rs.
...	"C" (-) 1,64,781	17,06,490 (Dr)
...	(-) 1,64,781	17,06,490 (Dr)
<u>2,29,64,77,528</u>	<u>2,39,57,42,350</u>	<u>62,54,14,464 (Dr)</u>
8,00,000	...	8,00,000 (Cr)
8,00,000	...	8,00,000 (Cr)
8,00,000	...	8,00,000 (Cr)
<u>2,29,72,77,528</u>	<u>2,39,57,42,350</u>	<u>62,46,14,464 (Dr)</u>
1,07,11,55,134	1,07,11,55,134	...
4,03,45,15,743	4,81,71,38,661	1,08,24,71,558 (Dr)
8,41,93,728	5,38,99,312	2,71,35,003 (Cr)
(-) 5,27,02,277	1,07,42,490	5,25,74,305 (Cr)
<u>5,13,71,62,328</u>	<u>5,95,29,35,597</u>	<u>1,00,27,62,250 (Dr)</u>
<u>5,13,71,62,328</u>	<u>5,95,29,35,597</u>	<u>1,00,27,62,250 (Dr)</u>

"c" Minus figure is due to adjustment of previous years balance

<i>Heads of account</i>	<i>Opening balance on 1st April 1997</i>
(1)	(2) Rs.
PART III - PUBLIC ACCOUNT - Concl'd.	
M. Remittances - Concl'd.	
(b) Inter Government Adjustment Accounts	
8786. Adjusting Account between Central and State Governments	...
8793. Inter State Suspense Account	70,56,201 (Dr)
	<hr/>
Total : (b) Inter Government Adjustment Accounts	70,56,201 (Dr)
	<hr/>
Total : M. Remittances	19,40,45,182 (Dr)
	<hr/>
Total : PART III - PUBLIC ACCOUNT (Receipts and Disbursements)	...
	<hr/>
Total : PART I and III Receipts and Disbursements	...
	<hr/>
N. Cash Balance	
8999. Cash Balance (opening)	
101. Cash in Treasuries	
102. Deposits with Reserve Bank	
104. Remittance in Transit (Local)	
Total :	
8999. Cash Balance (Closing)	
101. Cash in Treasuries	
102. Deposits with Reserve Bank	
104. Remittance in Transit (Local)	
Total :	
GRAND TOTAL :	

NO. 15 - Concl'd.

Receipts	Disbursements	Closing balance on 31st March 1998
(3) Rs.	(4) Rs.	(5) Rs.
... 70,530	... 34,12,582	... 1,03,98,253 (Dr)
70,530	34,12,582	1,03,98,253 (Dr)
5,13,72,32,858	5,95,63,48,179	1,01,31,60,503 (Dr)
9,44,03,07,556	9,62,34,97,989	...
25,43,40,34,335	25,05,51,13,999	...
60,61,992		
2,23,85,628		
(-) 39,06,91,618		
(-) 36,22,43,998		
	2,56,15,466	
	93,90,00,048	
	(-) 94,79,39,176	
	1,66,76,338	
25,07,17,90,337	25,07,17,90,337	

DETAILED STATEMENT OF DEBT AND OTHER

Description of Debt	Balance as on 1st April 1997
(1)	(2)
	Rs.
E. PUBLIC DEBT	
6003. Internal Debt of the State Government	
101. Market Loans	1,61,17,86,177
103. Loans from the Life Insurance Corporation of India	5,30,59,687
104. Loans from General Insurance Corporation of India	2,24,60,808
105. Loans from the National Bank for Agriculture and Rural Development	96,350
107. Loans from State Bank of India	10,94,400
109. Loans from other Institutions	14,56,22,054
110. Ways and Means Advances from the Reserve Bank of India	69,58,69,443
800. Other Loans	64,26,93,691
	<hr/>
Total : 6003. Internal Debt of the State Government	3,17,89,37,088
<hr/>	
6004. Loans and Advances from the Central Government	
<i>01. Non-Plan Loans</i>	
102. Share of Small Saving Collections	51,66,03,750
201. House Building Advances	68,94,180
Police - Modernisation of police force	4,64,47,410
Education-National Loan Scholarship Schemes	1,31,980
	<hr/>
Total : 01. Non - Plan Loans	57,00,77,320
<hr/>	
<i>02. Loans for State/Union Territory Plan Schemes</i>	
101. Block Loans	1,00,33,44,204
104. 1984-89 State Plan Loans Consolidated in terms of recommendations of the 9th Finance Commission	20,10,05,503
	<hr/>
Total : 02. Loans for State/Union Territory Plan Schemes	1,20,43,49,707
	<hr/>

NO. 16

INTEREST BEARING OBLIGATIONS OF GOVERNMENT

<i>Additions during the year</i>	<i>Discharges during the year</i>	<i>Balance as on 31st March 1998</i>
(3)	(4)	(5)
Rs.	Rs.	Rs.
22,71,84,226	3,28,99,750	1,80,60,70,653
2,80,00,000	30,72,533	7,79,87,154
...	1,95,21,132	29,39,676
62,58,800	...	63,55,150
...	...	10,94,400
46,25,500 ✓	1,39,36,800 ✓	13,63,10,754
19,36,73,800	32,71,828	88,62,71,415
5,56,47,32,000	4,07,84,42,000 ✓	2,12,89,83,691
1,715	...	62,56,193
<hr/> 6,02,44,76,041	<hr/> 4,15,11,44,043	<hr/> 5,05,22,69,086
12,60,00,000	1,53,80,000	62,72,23,750
11,51,250	11,38,509	69,06,921
1,08,65,750	77,12,350	4,96,00,810
1,72,50,000	...	1,72,50,000
...	...	1,31,980
<hr/> 15,52,67,000	<hr/> 2,42,30,859	<hr/> 70,11,13,461
53,36,44,000	3,54,26,837	1,50,15,61,461
...	2,52,72,000	17,57,33,503
<hr/> 53,36,44,000	<hr/> 6,06,98,837	<hr/> 1,67,72,94,870

Description of Debt	Balance as on
(1)	1st April 1997
	(2)
	Rs.
E. PUBLIC DEBT - Contd.	
6004. Loans and Advances from the Central Government -Contd.	
03. Loans for Central Plan Schemes	
Rehabilitation -	
Repatriates from Burma	82,842
Dry Land Development	8,56,964
Soil and Water Conservation -	
Soil Conservation	10,74,012 "a"
Village and Small Industries -	
102. Small Scale Industries	4,27,518
Other Rural Development Programmes (CAD)	46,602
800 Other Loans Strengthening of State Land Use Board soil conservation (ii) Loan Assistance under Accelerated Irrigation Benefit Programme -Khuga Multipurpose Project	4,30,00,000
	<hr/>
Total : 03. Loans for Central Plan Schemes	4,54,87,938
04. Loans for Centrally Sponsored Plan Schemes	
Integrated Development of	
Small and Medium Towns -	2,64,05,000
Consumer Co-operation -	7,77,876
Flood Control and Drainage -	
Anti Sea Erosion Projects -	8,32,000
Co-operation - Assistance to Credit co-operatives	9,99,763 "a"
Civil Supplies - Assistance to Consumer Co-operatives in Urban Areas	1,19,10,846 "a"
Transmission and Distribution -	
Inter State Transmission Lines	24,67,361 "a"
Village and Small Industries -	
102. Small Scale Industries	16,51,817
103. Handloom Industries	47,39,930
Forestry - Forest Conservation Development and Regeneration	50,56,256
Co-operation -	
108. Loans to Other Co-operatives	72,67,934 "a"
Roads of Inter State or Economic Importance	94,88,369 "a"
National Water Shed Development Project for rainfed areas	65,35,020
Total : 04. Loans for Centrally Sponsored Plan Schemes	<hr/> <hr/> 7,81,32,172

"a" -Recasted as per Annexure

NO. 16 - Contd.

<i>Additions during the year</i> (3) Rs.	<i>Discharges during the year</i> (4) Rs.	<i>Balance as on 31st March 1998</i> (5) Rs.
...	...	82,842
...	1,75,800	6,81,164
4,33,500	92,300	14,15,212
...	...	4,27,518
...	15,533	31,069
...	10,75,000	4,19,25,000
4,33,500	13,58,633	4,45,62,805
11,00,000	6,87,100	2,68,17,900
...	1,62,400	6,15,476
...	64,000	7,68,000
...	24,047	9,75,716
...	31,63,435	87,47,411
...	1,76,240	22,91,121
...	4,86,247	11,65,570
...	10,98,780	36,41,150
...	8,63,934	41,92,322
...	1,84,524	70,83,410
...	4,72,039	90,16,330
50,00,000	1,86,288	1,13,48,732
61,00,000	75,69,034	7,66,63,138

Description of Debt (1)	Balance as on 1st April 1997 (2) Rs.
E. PUBLIC DEBT - Concl'd.	
6004. Loans and Advances from the Central Government - Concl'd.	
05. Loans for Special Schemes	
101. Schemes of North Eastern Council	4,31,36,262
	<hr/>
Total : 05 Loans for Special Schemes	4,31,36,262
	<hr/>
06. Ways and means Advances	51,00,000
	<hr/>
Total : 06 Ways and Means Advances	51,00,000
	<hr/>
07. Pre 1984-85 Loans	
102. National Loan Scholarship Schemes	5,81,572
105. Small Savings Loans	52,78,000
107. Pre 1979-80 Consolidated Loans re-consolidated into 30 years loans	13,35,96,406
108. 1979-84 Consolidated Loans	19,12,21,861
109. Rehabilitation of Gold Smiths	1,13,625
	<hr/>
Total : 07. Pre-1984-85 Loans	33,07,91,464
	<hr/>
Total : 6004 - Loans and Advances from the Central Government	2,27,70,74,863
	<hr/>
Total E. PUBLIC DEBT	5,45,60,11,951
	<hr/>
I. SMALL SAVINGS, PROVIDENT FUNDS ETC.	
(b) Provident Funds	
8005. State Provident Funds	
01. Civil	
101. General Provident Fund	1,42,88,51,243
102. Contributory Provident Fund	9,680
104. All India Services Provident Fund	98,09,878
	<hr/>
Total : 01. Civil	1,43,86,70,801
	<hr/>
60. Other Provident Funds	
101. Workmen's Contributory Provident Fund	1,511
	<hr/>
Total : 60. Other Provident Fund	1,511
	<hr/>
Total : 8005. State Provident Funds	1,43,86,72,312
	<hr/>

NO. 16 - Contd.

<i>Additions during the year</i> (3) Rs.	<i>Discharges during the year</i> (4) Rs.	<i>Balance as on 31st March 1998</i> (5) Rs.
75,15,801	40,47,655	4,66,04,408
<u>75,15,801</u>	<u>40,47,655</u>	<u>4,66,04,408</u>
63,00,00,000	63,00,00,000	51,00,000
<u>63,00,00,000</u>	<u>63,00,00,000</u>	<u>51,00,000</u>
...	...	5,81,572
...	5,81,000	46,97,000
...	75,51,000	12,60,45,406
...	1,05,84,000	18,06,37,861
...	...	1,13,625
<u>...</u>	<u>1,87,16,000</u>	<u>31,20,75,464</u>
✓ 1,33,29,60,301	74,66,21,018	2,86,34,14,146
<u>7,35,74,36,342</u>	<u>4,89,77,65,061</u>	<u>7,91,56,83,232</u>
51,23,17,435	32,55,46,569	1,61,56,22,109
...	...	9,680
<u>53,67,593</u>	<u>35,47,164</u>	<u>1,16,30,307</u>
51,76,85,028	32,90,93,733	1,62,72,62,096
<u>51,76,85,028</u>	<u>32,90,93,733</u>	<u>1,62,72,62,096</u>
...	...	1,511
<u>...</u>	<u>...</u>	<u>1,511</u>
51,76,85,028	32,90,93,733	1,62,72,63,607
<u>51,76,85,028</u>	<u>32,90,93,733</u>	<u>1,62,72,63,607</u>

Description of Debt (1)	Balance as on 1st April 1997 (2) Rs.
I. SMALL SAVINGS, PROVIDENT FUNDS ETC -Concl'd.	
(c) Other Accounts	
8011. Insurance and Pension Funds	
107. State Government Employees Group Insurance Scheme	9,26,46,585
	<hr/>
Total : 8011. Insurance and Pension Funds	9,26,46,585
	<hr/>
Total : I. SMALL SAVINGS, PROVIDENT FUNDS ETC.	1,53,13,18,897
	<hr/>
K. DEPOSITS AND ADVANCES	
(a) Deposits Bearing Interest	
8336. Civil Deposits	
800. Other Deposits	2,35,79,948
	<hr/>
Total : 8336 Civil Deposits	2,35,79,948
	<hr/>
Total : K. DEPOSITS AND ADVANCES	2,35,79,948
	<hr/>
GRAND TOTAL :	7,01,09,10,796
	<hr/>

NO. 16 - Contd.

<i>Additions during the year</i> (3) Rs.	<i>Discharges during the year</i> (4) Rs.	<i>Balance as on 31st March 1998</i> (5) Rs.
<u>1,70,54,601</u>	<u>1,46,94,336</u>	<u>9,50,06,850</u>
<u>1,70,54,601</u>	<u>1,46,94,336</u>	<u>9,50,06,850</u>
<u>53,47,39,629</u>	<u>34,37,88,069</u>	<u>1,72,22,70,457</u>
...	...	<u>2,35,79,948</u>
...	...	<u>2,35,79,948</u>
...	...	<u>2,35,79,948</u>
<u>7,89,21,75,971</u>	<u>5,24,15,53,130</u>	<u>9,66,15,33,637</u>

**ANNEXURE TO STATE-
DETAILED STATEMENT OF DEBT AND OTHER**

Description of Debt (1)	When raised (2)	Balance as on 1st April 1997 (3) Rs.
E. PUBLIC DEBT		
6003. Internal Debt of the State Government		
101. Market Loans		
(a) Market Loans bearing interest		
(i) 7 percent Manipur		
State Development Loan 1993	1981-82	1,71,000
(ii) 7.5 percent Manipur		
State Development Loan 1998	1982-83	3,24,70,220
(iii) 8.75 percent Manipur		
State Development Loan 2000	1983-84	3,90,00,000
(iv) 9 percent Manipur		
State Development Loan 1999	1984-85	9,09,20,000
(v) 9.75 percent Manipur		
State Development Loan 1998	1985-86	7,98,00,000
(vi) 11 percent Manipur		
State Development Loan 2001	1986-87	7,42,50,000
(vii) 11 percent Manipur		
State Development Loan 2002	1987-88	7,97,50,000
(viii) 11.5 percent Manipur		
State Development Loan 2008	1988-89	9,77,00,000
(ix) 11.5 percent Manipur		
State Development Loan 2009	1989-90	11,43,00,000
(x) 11.5 percent Manipur		
State Development Loan 2010	1990-91	11,03,00,000
(xi) 11.5 percent Manipur		
State Development Loan 2011	1991-92	4,54,00,000
(xii) 12 percent Manipur		
State Development Loan 2011	1991-92	7,59,00,000
(xiii) 13% Manipur State		
Development Loan	2007 1992-93	14,52,40,000
(xiv) 13.5% Manipur State		
Development Loan	2003 1993-94	15,05,02,000
(xv) 12.5% Manipur State		
Development Loan	2004 1994-95	14,00,00,000
(xvi) 14% Manipur State		
Development Loan	2005 1995-96	16,00,00,000
(xvii) 13.75% Manipur State		
Development Loan	2007 1996-97	1,60,00,000
(xviii) 13.85% Manipur State		
Development Loan	2006 1996-97	16,00,00,000
(xix) 13.05% Manipur State		
Development Loan	2007 1997-98	...
Total : Market Loans bearing interest		1,61,17,03,220
(b) Market Loans not bearing interest		
Manipur State Development Loan		82,957
Total : Market Loans not bearing interest		82,957
Total : 101		1,61,17,86,177

MENT NO. 16

INTEREST BEARING OBLIGATIONS OF GOVERNMENT

<i>Additions during the year</i>	<i>Discharges during the year</i>	<i>Balance as on 31st March 1998</i>
(4)	(5)	(6)
Rs.	Rs.	Rs.
...	1,71,000	...
5,58,530	3,27,28,750	3,00,000
...	...	3,90,00,000
...	...	9,09,20,000
...	...	7,98,00,000
...	...	7,42,50,000
...	...	7,97,50,000
...	...	9,77,00,000
...	...	11,43,00,000
...	...	11,03,00,000
...	...	4,54,00,000
...	...	7,59,00,000
...	...	14,52,40,000
...	...	15,05,02,000
...	...	14,00,00,000
...	...	16,00,00,000
...	...	1,60,00,000
...	...	16,00,00,000
22,66,00,000	...	22,66,00,000
<u>22,71,58,530</u>	<u>3,28,99,750</u>	<u>1,80,59,62,000</u>
25,696	...	1,08,653
<u>25,696</u>	<u>...</u>	<u>1,08,653</u>
<u>22,71,84,226</u>	<u>3,28,99,750</u>	<u>1,80,60,70,653</u>

Description of Debt (1)	When raised (2)	Balance as on 1st April 1997 (3) Rs.
E. PUBLIC DEBT - Contd.		
6003. Internal Debt of the State Government - Concl'd.		
103. Loans from Life Insurance Corporation of India	1974-98	5,30,59,687
104. Loans from the General Insurance Corporation of India	1984-98	2,24,60,808
105. Loans from the National Bank for Agricultural and Rural Development	1976-98	96,350
107. Loans from State Bank of India		10,94,400
108. Loans from the National Co-operative Development Corporation	1973-98	14,56,22,054
109. Loans from other Institutions Loans from the Rural Electrification Corporation	1979-98	69,58,69,443
110. Ways and Means Advances from the Reserve Bank of India		64,26,93,691
800. Other Loans		62,54,478
Total : 6003 - Internal Debt of the State Government		3,17,89,37,088
6004. Loans and advances from the Central Government		
01. Non Plan Loans		
102. Share of Small Savings Collection	1984-85	26,00,000
	1985-86	43,40,000
	1986-87	72,00,000
	1987-88	76,80,000
	1988-89	1,69,15,000
	1989-90	15,12,00,000
	1990-91	6,43,68,750
	1991-92	2,40,00,000
	1992-93	2,66,00,000
	1993-94	3,65,00,000
	1994-95	4,95,00,000
	1995-96	1,44,00,000
	1996-97	11,13,00,000
	1997-98	...
Total : 102		51,66,03,750

MENT NO. 16 - Contd.

<i>Additions during the year</i>	<i>Discharges during the year</i>	<i>Balance as on 31st March 1998</i>
(4)	(5)	(6)
Rs.	Rs.	Rs.
2,80,00,000	30,72,533	7,79,87,154
...	1,95,21,132	29,39,676
62,58,800	...	63,55,150
...	...	10,94,400
46,25,500	1,39,36,800	13,63,10,754
19,36,73,800	32,71,828	88,62,71,415
5,56,47,32,000	4,07,84,42,000	2,12 89,83,691
1,715	...	62,56,193
<hr/>	<hr/>	<hr/>
6,02,44,76,041	4,15,11,44,043	5,05,22,69,086
<hr/>	<hr/>	<hr/>
...	2,00,000	24,00,000
...	3,10,000	40,30,000
...	4,80,000	67,20,000
...	4,80,000	72,00,000
...	9,95,000	1,59,20,000
...	84,00,000	14,28,00,000
...	33,15,000	6,10,53,750
...	12,00,000	2,28,00,000
...	...	2,66,00,000
...	...	3,65,00,000
...	...	4,95,00,000
...	...	1,44,00,000
...	...	11,13,00,000
12,60,00,000	...	12,60,00,000
<hr/>	<hr/>	<hr/>
12,60,00,000	1,53,80,000	62,72,23,750
<hr/>	<hr/>	<hr/>

Description of Debt (1)	When raised (2)	Balance as on 1st April 1997 (3) Rs.
E. PUBLIC DEBT - Contd.		
6004. Loans and advances from the Central Government - Contd.		
201. House Building Advance	1986-87	44,650
	1987-88	1,00,000
	1988-89	4,47,299
	1990-91	5,38,360
	1991-92	8,71,141
	1992-93	4,50,000
	1993-94	9,41,640
	1994-95	5,32,800
	1995-96	11,69,190
	1996-97	17,99,100
	1997-98	...
Total : 201		68,94,180
115. Modernisation of Police Force	1984-85	1,96,560
	1985-86	2,82,240
	1986-87	2,92,200
	1987-88	3,22,560
	1988-89	3,42,720
	1989-90	3,62,880
	1990-91	3,04,000
	1991-92	9,23,600
	1992-93	7,27,230
	1993-94	47,63,720
	1994-95	31,85,960
	1995-96	96,62,240
	1996-97	2,50,81,500
	1997-98	...
Total : 115		4,64,47,410
Police -Other Loans	1997-98	...
Education - National Loan Scholarship Schemes	1984-85	74,660
	1985-86	22,000
	1986-87	35,320
Total :		1,31,980

MENT NO. 16 - Contd.

<i>Additions during the year</i>	<i>Discharges during the year</i>	<i>Balance as on 31st March 1998</i>
(4)	(5)	(6)
Rs.	Rs.	Rs.
...	44,650	...
...	50,000	50,000
...	1,49,099	2,98,200
...	1,34,591	4,03,769
...	1,74,229	6,96,912
...	75,000	3,75,000
...	1,34,520	8,07,120
...	66,600	4,66,200
...	1,29,910	10,39,280
11,51,250	1,79,910	16,19,190
...	...	11,51,250
<hr/>	<hr/>	<hr/>
11,51,250	11,38,509	69,06,921
<hr/>	<hr/>	<hr/>
...	15,120	1,81,440
...	20,160	2,62,080
...	19,480	2,72,720
...	20,160	3,02,400
...	20,160	3,22,560
...	20,160	3,42,720
...	16,000	2,88,000
...	46,180	8,77,420
...	34,630	6,92,600
...	16,89,260	30,74,460
...	1,38,520	30,47,440
...	20,69,260	75,92,980
...	36,03,260	2,14,78,240
1,08,65,750	...	1,08,65,750
<hr/>	<hr/>	<hr/>
1,08,65,750	77,12,350	4,96,00,810
<hr/>	<hr/>	<hr/>
1,72,50,000	...	1,72,50,000
<hr/>	<hr/>	<hr/>
...	...	74,660
...	...	22,000
...	...	35,320
<hr/>	<hr/>	<hr/>
...	...	1,31,980
<hr/>	<hr/>	<hr/>

Description of Debt (1)	When raised (2)	Balance as on 1st April 1997 (3) Rs.
E. PUBLIC DEBT - Contd.		
6004. Loans and advances from the Central Govt. - Contd.		
Total : 01		57,00,77,320
02. Loans for State/ Union Territory Plan Schemes		
101. Block Loans	1989-90	3,19,70,905
	1990-91	6,64,52,983
	1991-92	9,09,83,255
	1992-93	8,64,26,105
	1993-94	15,20,61,766
	1994-95	15,49,93,830
	1995-96	18,34,65,360
	1996-97	23,69,90,000
	1997-98	...
Total : 101		1,00,33,44,204
104. 1984-89 State Plan Loans Consolidated in terms of recommendations of the 9th Finance Commission	1989-90	20,10,05,503
Total : 02		1,20,43,49,707
03. Loans for Central Plan Schemes		
Rehabilitation - Rehabili- tation of Repatriates		
from Burma	1985-86	15,642
	1986-87	67,200
Total :		82,842
Dry Land Development		
	1985-86	2,75,734
	1986-87	4,93,630
	1987-88	87,600
Total :		8,56,964

MENT NO. 16 - Contd.

<i>Additions during the year</i>	<i>Discharges during the year</i>	<i>Balance as on 31st March 1998</i>
(4)	(5)	(6)
Rs.	Rs.	Rs.
<u>15,52,67,000</u>	<u>2,42,30,859</u>	<u>70,11,13,461</u>
...	26,98,867	2,92,72,038
...	47,46,642	6,17,06,341
...	62,70,775	8,47,12,480
...	24,80,500	8,39,45,605
...	41,09,778	14,79,51,988
...	40,78,785	15,09,15,045
...	47,04,240	17,87,61,120
...	63,37,250	23,06,52,750
53,36,44,000	...	53,36,44,000
<u>53,36,44,000</u>	<u>3,54,26,837</u>	<u>1,50,15,61,367</u>
...	2,52,72,000	17,57,33,503
<u>53,36,44,000</u>	<u>6,06,98,837</u>	<u>1,67,72,94,870</u>
...	...	15,642
...	...	67,200
...	...	82,842
...	68,933	2,06,801
...	92,267	4,01,363
...	14,600	73,000
...	1,75,800	6,81,164

Description of Debt (1)	When raised (2)	Balance as on 1st April 1997 (3) Rs.
E. PUBLIC DEBT - Contd.		
6004. Loans and advances from the Central Government - Contd.		
03. Loans for Central Plan Schemes - Concl'd.		
Other Rural		
	Development Programmes (CAD) 1984-85	46,602
Soil and Water Conservation -		
102. Soil Conservation	1987-88	61,253
	1988-89	45,264
	1989-90	80,352
	1990-91	1,20,002
	1991-92	1,00,000
	1992-93	2,28,065
	1993-94	1,30,001
	1994-95	3,09,075
	1997-98	...
Total :		<u>10,74,012</u>
Village & Small Industries		
102. Small Scale Industries	1991-92	4,27,518
800. Other Loans		
Loans Assistance under Accelerated Irrigation Benefits Programme - Khuga Multipurpose Project 1997-98		
		4,30,00,000
Total : 03		<u>4,54,87,938</u>
04. Loans for Centrally Sponsored Plan Schemes		
Integrated Development of Small and Medium Towns		
	1985-86	8,40,000
	1986-87	6,75,000
	1987-88	37,60,000
	1990-91	50,72,000
	1991-92	15,00,000
	1992-93	1,03,08,000
	1995-96	6,00,000
	1996-97	36,50,000
	1997-98	...
Total :		<u>2,64,05,000</u>

MENT NO. 16 - Contd.

<i>Additions during the year</i>	<i>Discharges during the year</i>	<i>Balance as on 31st March 1998</i>
(4)	(5)	(6)
Rs.	Rs.	Rs.
...	15,533	31,069
...	10,208	51,045
...	6,467	38,797
...	12,800	67,552
...	13,333	1,06,669
...	10,000	90,000
...	20,734	2,07,331
...	10,833	1,19,168
...	7,925	3,01,150
4,33,500	...	4,33,500
<hr/>	<hr/>	<hr/>
4,33,500	92,300	14,15,212
<hr/>	<hr/>	<hr/>
...	...	4,27,518
...	10,75,000	4,19,25,000
<hr/>	<hr/>	<hr/>
4,33,500	13,58,633	4,45,62,805
<hr/>	<hr/>	<hr/>
...	60,000	7,80,000
...	45,000	6,30,000
...	2,35,000	35,25,000
...	2,72,100	47,99,900
...	75,000	14,25,000
...	...	1,03,08,000
...	...	6,00,000
11,00,000	...	36,50,000
...	...	11,00,000
<hr/>	<hr/>	<hr/>
11,00,000	6,87,100	2,68,17,900
<hr/>	<hr/>	<hr/>

ANNEXURE TO STATE-
Balance as on
1st April 1997

Description of Debt	When raised	Balance as on 1st April 1997
(1)	(2)	(3)
		Rs.
E. PUBLIC DEBT - Contd.		
6004. Loans and advances from the Central Government - Contd.		
04. Loans for Centrally sponsored		
Plan Schemes - Contd.		
Consumer Co-operatives	1986-87	7,77,876
Flood Control and Drainage- Anti-Sea Erosion Projects	1984-85	8,32,000
Co-operation -		
107. Credit Co-operatives	1984-85	1,08,334
	1985-86	1,16,667
	1989-90	24,762
	1990-91	5,00,000
	1996-97	2,50,000
		<hr/>
Total :		9,99,763
		<hr/>
Civil Supplies -		
196. Assistance to Consumer Co-op.		
in Urban Areas	1989-90	31,935
	1990-91	78,216
	1993-94	8,40,000
	1994-95	22,80,000
	1995-96	86,80,695
		<hr/>
Total :		1,19,10,846
		<hr/>
Transmission and Distribution -		
Inter State		
Transmission Lines	1985-86	24,67,361
Village and Small Industries -		
102. Small Scale Industries	1985-86	41,498
	1986-87	1,66,670
	1987-88	1,75,003
	1988-89	2,00,000
	1989-90	5,41,669
	1990-91	4,00,000
	1991-92	35,645
	1992-93	91,332
		<hr/>
Total :		16,51,817
		<hr/>
113. Agricultural Engineering	1995-96	1,00,000
		<hr/>
Total :		1,00,000
		<hr/>

MENT NO. 16 - Contd.

Additions during the year	Discharges during the year	Balance as on 31st March 1998
(4)	(5)	(6)
Rs.	Rs.	Rs.
...	1,62,400	6,15,476
...	64,000	7,68,000
...	8,333	1,00,001
...	8,333	1,08,334
...	7,381	17,381
...	...	5,00,000
...	...	2,50,000
...	24,047	9,75,716
...	4,464	27,471
...	11,071	67,145
...	4,20,000	4,20,000
...	7,60,000	15,20,000
...	19,67,900	67,12,795
...	31,63,435	87,47,411
...	1,76,240	22,91,121
...	41,498	...
...	83,333	83,337
...	58,333	1,16,670
...	50,000	1,50,000
...	1,08,333	4,33,336
...	66,666	3,33,334
...	66,667	(-) 31,022 (b)
...	11,417	79,915
...	4,86,247	11,65,570
...	2,500	97,500
...	2,500	97,500

(b) Minus balance under scrutiny

Description of Debt (1)	When raised (2)	Balance as on 1st April 1997 (3) Rs.
E. PUBLIC DEBT - Contd.		
6004. Loans and advances from the Central Government - Contd.		
04. Loans for Centrally Sponsored Plan Schemes - Concl'd.		
103. Handloom Industries	1987-88	2,19,800
	1988-89	4,10,440
	1989-90	2,75,920
	1990-91	2,54,000
	1992-93	6,00,000
	1993-94	18,83,770
	1994-95	10,96,000
Total :		47,39,930
Forestry -		
101. Forest Conservation, Development and Regeneration	1984-85	2,99,996
	1985-86	5,55,465
	1986-87	6,53,331
	1987-88	8,79,202
	1988-89	10,09,400
	1989-90	16,58,862
Total :		50,56,256
Roads and Bridges - Roads of Inter State or Economic Importance		
	1984-85	2,86,000
	1985-86	3,36,000
	1988-89	46,664
	1989-90	64,74,830
	1993-94	23,44,875
Total :		94,88,369
National Water Shed Development Project for rainfed areas		
	1991-92	3,28,125
	1992-93	36,31,895
	1996-97	24,75,000
	1997-98	...
Total :		64,35,020
Co-operation -		
105. Loans to Other Co-operatives	1991-92	5,92,858
	1992-93	4,69,047
	1995-96	62,06,029
Total :		72,67,934
Total : 04		7,81,32,172

MENT NO. 16 - Contd.

Additions during the year (4) Rs.	Discharges during the year (5) Rs.	Balance as on 31st March 1998 (6) Rs.
...	2,19,800	...
...	2,05,220	2,05,220
...	1,58,400	1,17,520
...	9,250	2,44,750
...	1,00,000	5,00,000
...	2,69,110	16,14,660
...	1,37,000	9,59,000

...	10,98,780	36,41,150

...	1,00,000	1,99,996
...	1,38,867	4,16,598
...	1,30,667	5,22,664
...	1,46,533	7,32,669
...	1,44,200	8,65,200
...	2,03,667	14,55,195

...	8,63,934	41,92,322

...	22,000	2,64,000
...	24,000	3,12,000
...	6,664	39,997
...	3,56,000	61,18,830
...	63,375	22,81,500

...	4,72,039	90,16,330

...	21,875	3,06,250
...	99,938	35,31,957
...	61,975	24,13,025
50,00,000	...	50,00,000

50,00,000	1,83,788	1,12,51,232

...	1,10,714	4,82,144
...	73,810	3,95,237
...	...	62,06,029

...	1,84,524	70,83,410

61,00,000	75,69,034	7,66,63,138

Description of Debt (1)	When raised (2)	Balance as on 1st April 1994 (3) Rs.
E. PUBLIC DEBT - Contd.		
6004. Loans and advances from the Central Government - Contd.		
05. Loans for Special Schemes		
101. Schemes of North Eastern Council		
	1984-85	11,21,399
	1985-86	15,05,930
	1986-87	4,92,673
	1987-88	32,44,740
	1988-89	31,69,481
	1989-90	30,63,867
	1990-91	14,98,714
	1991-92	71,22,004
	1992-93	39,72,678
	1993-94	1,03,44,581
	1994-95	56,95,395
	1995-96	3,24,800
	1996-97	15,80,000
	1997-98	...
Total : 05		4,31,36,262
06. Ways and Means Advances		
	1991-92	51,00,000
	1997-98	...
Total : 06		51,00,000
07. Pre 1984-85 Loans		
102. National Loan Scholarship Schemes		
	Pre 1974	2,29,822
	1974-78	1,86,600
	1979-80	85,000
	1981-82	50,000
	1982-83	30,150
Total :		5,81,572
105. Small Savings Loans		
	Pre 1979	23,28,000
	1979-80	2,80,000
	1980-81	7,65,000
	1981-82	4,50,000
	1982-83	4,95,000
	1983-84	9,60,000
Total :		52,78,000

MENT NO. 16 - Contd.

Additions during the year	Discharges during the year	Balance as on 31st March 1998
(4)	(5)	(6)
Rs.	Rs.	Rs.
...	82,067	10,39,332
...	3,34,667	11,71,263
...	97,866	3,94,807
...	5,38,532	27,06,208
...	2,63,067	29,06,414
...	5,40,867	25,23,000
...	2,09,267	12,89,447
...	7,12,199	64,09,805
...	3,68,464	36,04,214
...	6,09,484	97,35,097
...	1,58,225	55,37,170
...	53,200	2,71,600
...	79,750	15,00,250
75,15,801	...	75,15,801
<u>75,15,801</u>	<u>40,47,655</u>	<u>4,66,04,408</u>
...	...	51,00,000
63,00,00,000	63,00,00,000	...
<u>63,00,00,000</u>	<u>63,00,00,000</u>	<u>51,00,000</u>
...	...	2,29,822
...	...	1,86,600
...	...	85,000
...	...	50,000
...	...	30,150
<u>...</u>	<u>...</u>	<u>5,81,572</u>
...	2,91,000	20,37,000
...	35,000	2,45,000
...	85,000	6,80,000
...	45,000	4,05,000
...	45,000	4,50,000
...	80,000	8,80,000
<u>...</u>	<u>5,81,000</u>	<u>46,97,000</u>

Description of Debt (1)	When raised (2)	Balance as on 1st April 1997 (3) Rs.
E. PUBLIC DEBT - Concl'd.		
6004. Loans and advances from the Central Government - Concl'd.		
107. Pre 1979-80 Consolidated Loans re-consolidated into 30 years loans	Pre 1979-80	13,35,96,406
108. Pre 1979-84 Consoli- dated Loans	1983-84	19,12,21,861
109. Rehabilitation of Gold Smiths	Pre 1974	1,13,625
<i>Total : 07</i>		<u>33,07,91,464</u>
Total : 6004 - Loans and Advances from the Central Government		<u>2,27,70,74,863</u>
TOTAL : E. PUBLIC DEBT		<u>5,45,60,11,951</u>

MENT NO. 16 - Concl'd.

<i>Additions during the year</i>	<i>Discharges during the year</i>	<i>Balance as on 31st March 1998</i>
(4)	(5)	(6)
Rs.	Rs.	Rs.
...	75,51,000	12,60,45,406
...	1,05,84,000	18,06,37,861
...	...	1,13,625
<hr/> ...	<hr/> 1,87,16,000	<hr/> 31,20,75,464
<hr/> 1,33,29,60,301	<hr/> 74,66,21,018	<hr/> 2,86,34,14,146
<hr/> 7,35,74,36,342	<hr/> 4,89,77,65,061	<hr/> 7,91,56,83,232

DETAILED STATEMENT OF LOANS AND

<i>Heads of Account</i>	<i>Balance on 1st April 1997</i>	<i>Advanced during the year</i>
(1)	(2) Rs.	(3) Rs.
F. LOANS AND ADVANCES		
6202. Loans for Education, Sports, Art and Culture		
202. Secondary Education	4,93,270	...
600. General	5,79,920	...
Total : 6202	<u>10,73,190</u>	<u>...</u>
6215. Loans for Water Supply and Sanitation		
01. <i>Water Supply</i>		
101. Urban Water Supply Programmes	5,16,47,856	51,43,116
Total : 6215	<u>5,16,47,856</u>	<u>51,43,116</u>
6216. Loans for Housing		
80. <i>General</i>		
800. Other Loans	16,31,03,163	3,50,00,000
Total : 6216	<u>16,31,03,163</u>	<u>3,50,00,000</u>
6217. Loans for Urban Development		
01. <i>State Capital Development</i>		
191. Loans to Local Bodies, Corporations, etc.	37,08,684	...
800. Other Loans	51,50,000	...
Total : 01. State Capital Development	<u>88,58,684</u>	<u>...</u>
03. <i>Integrated Development of Small and Medium Towns</i>		
800. Other loans	10,000	...
Total : 6217	<u>88,68,684</u>	<u>...</u>

NO. 17

ADVANCES MADE BY GOVERNMENT

Repaid during the year	Balance on 31st March 1998	Interest received and credited to revenue
(4) Rs.	(5) Rs.	(6) Rs.
...	4,93,270	...
...	5,79,920	...
...	10,73,190	...
...	5,67,90,972	...
...	5,67,90,972	...
10,500	19,80,92,663	...
10,500	19,80,92,663	...
...	37,08,684	...
...	51,50,000	...
...	88,58,684	...
...	10,000	...
...	88,68,684	...

<i>Heads of Account</i>	<i>Balance on 1st April 1997</i>	<i>Advanced during the year</i>
(1)	(2)	(3)
	Rs.	Rs.
F. LOANS AND ADVANCES - Contd.		
6225. Loans for Welfare of Scheduled Castes, Scheduled Tribes and Other Backward Classes		
<i>03. Welfare of Backward Classes</i>		
800. Other Loans	2,39,573	...
Total : 6225	<u>2,39,573</u>	<u>...</u>
/6235. Loans for Social Security and Welfare		
<i>01. Rehabilitation</i>		
140. Rehabilitation of Repatriates from other countries	6,33,974	...
200. Other Relief Measures	9,45,900	...
Total : 01 Rehabilitation	<u>15,79,874</u>	<u>...</u>
<i>02. Social welfare</i>		
103. Women's Welfare	3,33,038	...
<i>60. Other Social Security and Welfare Programmes</i>		
800. Other Loans	15,55,434	...
Total : 6235	<u>34,68,346</u>	<u>...</u>
6401. Loans for Crop Husbandry		
110. Scheme for small and Marginal Farmers and Agricultural labourers	1,07,018	...
119. Horticulture and Vegetable Crops	9,51,332	...
195. Loans to Farming Co-operatives	5,31,197	...
800. Other Loans	1,09,89,497	...
Total : 6401	<u>1,25,79,044</u>	<u>...</u>
6403. Loans for Animal Husbandry		
103. Poultry Development	50,000	...
Total : 6403	<u>50,000</u>	<u>...</u>

NO. 17 - Contd.

Repaid during the year	Balance on 31st March 1998	Interest received and credited to revenue
(4) Rs.	(5) Rs.	(6) Rs.
...	2,39,573	...
...	2,39,573	...
...	6,33,974	...
...	9,45,900	...
...	15,79,874	...
...	3,33,038	...
...	15,55,434	...
...	34,68,346	...
...	1,07,018	...
...	9,51,332	...
...	5,31,197	...
...	1,09,89,497	...
...	1,25,79,044	...
...	50,000	...
...	50,000	...

Heads of Account	Balance on 1st April 1997	Advanced during the year
(1)	(2) Rs.	(3) Rs.
F. LOANS AND ADVANCES - Contd.		
6405. Loans for Fisheries		
800. Other loans	22,56,074	...
Total : 6405	<u>22,56,074</u>	<u>...</u>
6425. Loans for Co-operation		
106. Loans to Multipurpose Rural Co-operatives	3,10,83,379	...
107. Loans to Credit Co-operatives	2,25,91,986	2,50,000
108. Loans to other Co-operatives	54,50,455	98,60,000
190. Loans to Public Sector and other undertakings	1,38,11,583	1,24,56,000
Total : 6425	<u>7,29,37,403</u>	<u>2,25,66,000</u>
6515. Loans for other Rural Development Programmes		
102. Community Development	77,507	...
Total : 6515	<u>77,507</u>	<u>...</u>
6851. Loans for Village and Small Industries		
102. Small Scale Industries	1,21,43,811	2,83,000
103. Handloom Industries	3,29,87,228	...
104. Handicraft Industries	19,10,652	...
107. Sericulture Industries	9,725	...
200. Other Village Industries	1,30,96,303	...
Total : 6851	<u>6,01,47,719</u>	<u>2,83,000</u>
7610. Loans to Government Servants, etc.		
201. House Building Advances	3,62,96,071	4,40,200
202. Advances for purchase of Motor Conveyances	1,72,50,840	3,40,993

NO. 17 - Contd.

<i>Repaid during the year</i>	<i>Balance on 31st March 1998</i>	<i>Interest received and credited to revenue</i>
(4) Rs.	(5) Rs.	(6) Rs.
16,000	22,40,074	...
<hr/> 16,000	<hr/> 22,40,074	<hr/> ...
...	3,10,83,379	...
...	2,28,41,986	...
2,44,066	1,50,66,389	3,23,658
...	2,62,67,583	3,11,052
<hr/> 2,44,066	<hr/> 9,52,59,337	<hr/> 6,34,710
...	77,507	...
<hr/> ...	<hr/> 77,507	<hr/> ...
1,03,413	1,23,23,398	4,96,272
...	3,29,87,228	...
...	19,10,652	...
...	9,725	...
...	1,30,96,303	...
<hr/> 1,03,413	<hr/> 6,03,27,306	<hr/> 4,96,272
30,94,900	3,36,41,371	81,250
27,21,056	1,48,70,777	91,413

Heads of Account	Balance on 1st April 1997	Advanced during the year
(1)	(2) Rs.	(3) Rs.
F. LOANS AND ADVANCES - Concl'd.		
7610. Loans to Government Servants, etc. - Concl'd.		
203. Advances for purchase of other conveyances	1,88,982	...
800. Other Advances	3,27,714	15,000
Total : 7610	5,40,63,607	8,26,193
7615. Miscellaneous Loans		
200. Miscellaneous Loans	8,46,461	...
Total : 7615	8,46,461	...
TOTAL:F.LOANS AND ADVANCES	43,13,58,627	6,38,18,309

NO. 17 - Concl'd.

Repaid during the year	Balance on 31st March 1998	Interest received and credited to revenue
(4) Rs.	(5) Rs.	(6) Rs.
...	1,88,982	...
...	3,27,714	...
<hr/> 58,15,956 <hr/>	<hr/> 4,90,73,844 <hr/>	<hr/> 1,72,663 <hr/>
...	8,46,461	...
...	8,46,461	...
<hr/> 61,89,935 <hr/>	<hr/> 48,89,87,001 <hr/>	<hr/> 13,03,645 <hr/>

The details of loans and advances during the year for plan purposes are given below :

Major and Minor Heads of Account (1)	Amount of Loan	
	Plan (2) Rs.	Centrally Sponsored Plan Schemes (including NEC, Central Plan and Sub-Plan Schemes) (3) Rs.
6215. Loans for Water Supply and Sanitation		
01. Water Supply		
102. Urban Water Supply Programme	51,43,116	...
6216. Loans for Housing		
80. General		
800. Other Loans	3,50 00,000	...
6425. Loans for Co-operation		
106. Loans to Multipurpose Rural Co-operatives
107. Loans for credit co-operatives	...	2,50,000
108. Loans to Other Co-operatives	...	98,60,000
190. Loans to Public Sector & Other Undertakings	1,24,56,000	...
6851. Loans for Village and Small Industries		
102. Small Scale Industries	2,83,000	...
103. Handloom Industry
Total :	<hr/> 5,28,82,116 <hr/>	<hr/> 1,01,10,000 <hr/>

STATEMENT SHOWING DETAILS

Name of the Reserve Fund or Deposit Account (1)	Balance on	
	Cash	Investment
	(2) Rs.	(3) Rs.
J. RESERVE FUNDS		
(b) Reserve Funds not bearing interest		
8226. Depreciation/Renewal Reserve Fund		
101. Depreciation Reserve Funds of Government Commercial Department/Undertakings	23,98,000	...
Total : 8226. Depreciation/Renewal Reserve Funds	23,98,000	...
TOTAL:J. RESERVE FUNDS	23,98,000	...
K. DEPOSITS AND ADVANCES		
(b) Deposits Not Bearing Interest		
8449. Other Deposits		
120. Miscellaneous Deposits	52,21,02,187	...
TOTAL : DEPOSITS AND ADVANCES	52,21,02,187	...
GRAND TOTAL :	52,45,00,187	...

NO. 18

OF EARMARKED BALANCES

<u>1st April, 1997</u>	<u>Balance as on 31st March, 1998</u>		
Total (4) Rs.	Cash (5) Rs.	Investment (6) Rs.	Total (7) Rs.
23,98,000	23,98,000	...	23,98,000
<u>23,98,000</u>	<u>23,98,000</u>	<u>...</u>	<u>23,98,000</u>
<u>23,98,000</u>	<u>23,98,000</u>	<u>...</u>	<u>23,98,000</u>
52,21,02,187	88,81,08,446	...	88,81,08,446
<u>52,21,02,187</u>	<u>88,81,08,446</u>	<u>...</u>	<u>88,81,08,446</u>
<u>52,45,00,187</u>	<u>89,05,06,446</u>	<u>...</u>	<u>89,05,06,446</u>

(Reference : Explanatory Note below)

STATEMENT SHOWING INVESTMENT OF GOVERNMENT AS AT THE END OF 1995-96,
DURING IN

<i>Type of Concerns</i>	1995-96			
	<i>Number of Concerns</i>	<i>Investment at the end of the year</i>	<i>Dividend/ Interest received during the year</i>	<i>Number of Concerns</i>
1	2	3	4	5
(In lakhs of Rupees)				
1. Statutory Corporations	2	19,87.87	...	2
2. Government Companies	10	30,54.80	2.05	10
3. Co-operative Banks, Societies, etc	3312	15,32.91	...	3312
Total	3324	65,75.58	2.05	3324

DIX-I

Statement No. 2 at Page No.28)

1996-97 AND 1997-98 AND THE DIVIDEND/INTEREST RECEIVED THEREFROM
THOSE YEARS

1996-97			1997-98	
Investment at the end of the year	Dividend/ Interest received during the year	Number of Concerns	Investment at the end of the year	Dividend/ Interest received during the year
6	7	8	9	10
(In lakhs of rupees)			(In lakhs of rupees)	
20,74.57	...	2	22,88.23	...
33,57.02	2.05	10	33,57.02	...
15,91.20	...	3312	17,45.87	0.12
70,22.79	2.05	3324	73,91.12	0.12

**STATEMENT OF COMMITMENTS - LIST OF
Rs. 25 Lakhs And Above**

Sl No	Name Of Project	Cost of Work & Sanction Order No. (Rs. in lakhs)	Date Of Commencement
(1)	(2)	(3)	(4)
BUILDING DIVISION NO.IV			
1.	Construction of 2(two) O.T. Unit on the 2 nd floor at J.N. Hospital Porompat.	Rs.28.00 26/48/96-W 20-03-97	Not yet
2.	Construction of 30 bedded C.H.C. building at Haoreibi Makha Leikai	Rs.63.76 26/116/95-W 30-03-96	03-02-97
THOUBAL DIVISION OTHER DISTRICT ROADS (ROADS)			
3.	Impt. of Ithai Barrage to Sugnu via Chairen Wangoo Tangjeng 10Kms. (Sh:- E/W in banking, shingling & WBM	Rs.29.97 W/BMS/310-86/TBL/23-16 01-03-97	18-03-97
INTER VILLAGE ROADS (BRIDGES)			
4.	Construction of RCC bridge over Ningthibikhong stream at Nungei Khunou (SH: Constn. of 10m. span RCC bridge, widening of Nungei Khunou to Kadirpalli Road).	Rs.29.25 W/BMS/310-128/TBL/23-23 10-03-97	18-03-97
STATE PROGRAMME STATE HIGHWAYS (BRIDGES)			
5.	Re-constn. of Bridge on Yairipok Ningel road between 4 - 6 km.	Rs.32.97 17/79/90-W 10-08-93	16-02-95
BISHNUPUR DIVISION STATE HIGHWAYS (ROADS)			
6.	Impt. of T/Road from 11-42 (SH: Widening & strengthening 11-13 km & 17-20 km.)	Rs.46.43 41/118/92-W 31-03-92	21-01-94

DIX-II

INCOMPLETE CAPITAL WORKS COSTING
As On 31-03-1998

<i>Target Date Of Completion</i>	<i>Revised Cost (if any) (Rs. In Lakhs)</i>	<i>Expenditure upto 31-03-98 (Rs. In Lakhs)</i>	<i>Remarks</i>
(5)	(6)	(7)	(8)
-	-	5.94	Expdtr. is for booking of materials
02-02-99	-	28.43	Work in Progress
17-03-99	-	10.44	Work in Progress
17-03-98	-	19.46	Work in Progress
15-08-97	-	32.15	Work almost completed
20-01-95	-	29.32	WBM, BT from 11 to 13 13 Km completed WBM 17-20 suspeded.

**STATEMENT OF COMMITMENTS - LIST OF
Rs. 25 Lakhs And Above**

<i>Sl No</i>	<i>Name Of Project</i>	<i>Cost of Work & Sanction Order No. (Rs. in lakhs)</i>	<i>Date Of Commencement</i>
(1)	(2)	(3)	(4)
7.	Widening and strengthening from 41.75 to 50km. on Imphal C.C.Pur, Singhat, Behiang road.	Rs.95.82 42/29/95-W 29-12-95	20-02-96
MAJOR DISTRICT ROADS (ROADS)			
8.	Impt. of Bishnupur to M.I. Road from 59.11km (SH: E/W information banking and widening to MDR std. i/c. constn. of 6m. span RCC slap culvert at 4.30, 4.60, 4.90km - 3 Nos)	Rs.59.57 42/29/90-W 18-03-92	16-04-92
MAJOR DISTRICT ROADS (BRIDGES)			
9.	Impt. of Kumbi bridge (SH: Re-habilitation of Kumbi bridge at 63.50 km. on Moirang Kumbi road).	Rs. 32.49 7/12/95-W 29-12-95	13-01-96
OTHER DISTRICT ROADS (ROADS)			
10.	Impt. of Sagang Sugnu road (SH: Constn. of culverts, gravity wall).	Rs.34.96 42/63/91-W 29-03-92	13-04-92
UKHRUL DIVISION STATE HIGHWAYS ROADS			
11.	Impt. of I.U. road 44.95 to 46.82 & 48-61.5 km, New Heaven to Lamlang Gate. a) Impt. of I.U. road 14.795 -46.812 km. b) RCC ring culvert 14 Nos. c) R/Wall at 51.10; 51.70, 52.40 & 53.60km.	Rs.36.25 42/158/92-W 31-03-93	19-10-93
12.	Chandrakhong Kasom Khullen 0-23 km. (SH: Geometric Impt. from 0-5km. & 15-20 km. and metalling & P/C from 0-15 km).	Rs.138.68 42/75/92-W 31-03-93	24-07-93

DIX-II - Contd.

INCOMPLETE CAPITAL WORKS COSTING
As On 31-03-1998

Target Date Of Completion	Revised Cost (if any) (Rs. In Lakhs)	Expenditure upto 31-03-98 (Rs. In Lakhs)	Remarks
(5)	(6)	(7)	(8)
17-11-97	-	56.91	Work in progress.
15-10-93	-	62.48	E/W in completion stage
12-03-96	-	1.88	Completed for extension of 30 ft. Rehabilitation work to be taken up.
09-06-93	-	34.54	1) Shingling completed 2) 0-3.60Km.of WBM & 0-3km.ofBT completed
31-11-95	-	29.38 Expenditure as on 10/97	
26-03-95	-	102.91	E/W completed

**STATEMENT OF COMMITMENTS - LIST OF
Rs. 25 Lakhs And Above**

Sl No	Name Of Project	Cost of Work & Sanction Order No. (Rs. in lakhs)	Date Of Commencement
(1)	(2)	(3)	(4)
	(a) For the portion 0 - 15km. (b) For the portion 15- 23km.		
MAJOR DISTRICT ROADS			
13.	Constn. of M/T road 0-66km. (SH: Metalling & P.C. from 34 to 51km). a) For the portion 34.51km. b) For the portion 44.51 km.	Rs.55.47 42/60/90-W 26-02-81	07-06-92
14.	Constn. of M.T. road 0-15km (SH: Metalling p.c. side drain i/c. RCC ring culvert & filling of pot holes with stone gravel)	Rs.43.70 42/24/91-W 28-01-92	14-04-92
15.	Impt. of Chassad to Huimi road Kongkan thana via Nambaila 0-34km.	Rs.103.98 42/19/92-W 31-03-93	27-05-93
UKHRUL DIVISION MAJOR DISTRICT ROADS			
16.	Impt. of Awangkasom Chingai road 0- 14km (SH: E/W in formation cutting and providing one layer of Metalling and p.c. from 7-14 km).	Rs.31.12 42/72/59-W 22-07-93	28-06-94
INTER VILLAGE ROADS			
17.	Leiting Hangkaw to Kamjong road 0-43 km (SH: E/W in widening and C.P.).	Rs.29.96 W/BMS/310-23/UKL/43-23 11-03-97	24-03-97
18.	-do- -do - (SH:20-43)	Rs. 29.99 W/BMS/310-23/UKL/43-21 11-03-97	10-04-97
19.	-do - - do - (SH:C/Work 0-20 km)	Rs.29.95 W/BMS/310-255/UKL/43-28 11-03-97	24-03-97

DIX-II - Contd.

INCOMPLETE CAPITAL WORKS COSTING
As On 31-03-1998

Target Date Of Completion	Revised Cost (if any) (Rs. In Lakhs)	Expenditure upto 31-03-98 (Rs. In Lakhs)	Remarks
(5)	(6)	(7)	(8)
24-05-91	-	64.37	
14-04-93	-	46.59	1. P.C.7.50 completed 2. Side drain completed 3. Filling of pot holes completed
27-05-94	-	65.69	Work is in progress.
28-06-96	-	13.14 Expenditure as on 10/97	Work in progress.
31-03-98	-	13.65	Work in progress.
31-03-98	-	20.49	Work in progress.
31-03-98	-	-	Work in progress.

STATEMENT OF COMMITMENTS - LIST OF
Rs. 25 Lakhs And Above

Sl No	Name Of Project	Cost of Work & Sanction Order No. (Rs. in lakhs)	Date Of Commencement
(1)	(2)	(3)	(4)
20.	Phungyar Ngaprum E/W in formation 0-25 km.	Rs.29.96 W/BMS/310-197/UKL/43-11 01-03-97	20-07-97
21.	Nongpok Leikmei to BRTF 0-10.91 km (SH: E/W in C/D.)	Rs.29.80 W/BMS/310-206/UKL/43-15 13-03-97	-
22.	Chassad Kamjong to Maokot (SH: E/W in H/Cutting 20-51km).	Rs.29.99 W/BMS/310-200/UKL/43-12 25-02-97	06-06-97
23.	Kamjong Phungyar road 0-33 km (SH: E/W in formation cutting in 3.80-33.80km).	Rs.49.85 W/BMS/310-255/UKL/43-32 02-02-97	24-03-97
24.	T.M. Kasom to Tangkhul Hundung i/c. works (SH: Singling 0-10 km vulvert 6 Nos. and slab culverts).	Rs. 29.80 CD W/BMS/310-257/UKL/43-23 11-03-97	15-05-97
25.	Huining Phungjam Maram E/W in formation and C/D works.	Rs.29.94 W/BMS/310-224/UKL/43-19 12-03-97	03/97
26.	Siroi to Mapum village (SH: E/W in formation and C/D from 4 to 15 km).	Rs.29.95 W/BMS/310-132/UKL/143-5 07-03-97	03/97
27.	Siroi Lamkhai to Khangkhui via Nungshang 0-25km (SH: E/W in formation cutting and C/D 0-12.5 km)	Rs.29.94 W/BMS/310-155/UKL/43-72 25-02-97	03/97
28.	-do- (SH: E/W in formation and C/D from 12.5 to 25 km)	Rs.29.94 W/BMS/310-133/UKL/43-5 07-03-97	03/97
29.	C/D bridge over Thoubal river on Siroi Lamkhai to Nungshong 4 Nos. 6 m. span.	Rs.27.20 W/BMS/310-310/UKL/43-43 15-03-97	03/97

DIX-II - contd.

INCOMPLETE CAPITAL WORKS COSTING
As On 31-03-1998

Target Date Of Completion	Revised Cost (if any) (Rs. In Lakhs)	Expenditure upto 31-03-98 (Rs. In Lakhs)	Remarks
(5)	(6)	(7)	(8)
03/98	-	14.08	Work in progress.
03/98	-	5.52	Work in progress.
03/98	-	18.52	Work in progress.
03/98	-	14.82	Work in progress.
15-05-98	-	3.05	Shingling 4km & 3 culverts Nos.bad
03-98	-	4.19	Shingling is in progress
03/98	-	4.01	Work in progress.
03/98	-	6.34	Work in progress.
03/98	-	3.43	Work in progress.
03/98	-	-	Work in progress.

STATEMENT OF COMMITMENTS - LIST OF
Rs. 25 Lakhs And Above

Sl No	Name Of Project	Cost of Work & Sanction Order No. (Rs. in lakhs)	Date Of Commencement
(1)	(2)	(3)	(4)
	UKHRUL DIVISION O.D.R. (BMS)		
30.	Nungyar Khamasom Poi Chingai Road 0-75 km (SH: E/W in formation cutting 10-28 km)	Rs.29.93 W/BMS/310-203/UKL/43-13 01-03-97	20-04-97
31.	C/D Nunghar Khamasom shingling and CP works.	Rs.29.94 W/BMS/310-221/UKL/42-13 12-03-97	10-05-97
32.	Gamnom to Chamu road 0-60km. (SH: in widening to ODR Std. 6.30 - 26km).	Rs.29.66 W/BMS/310-34/UKL/43-3 12-03-97	10-05-97
33.	-do- -do- 26 - 44 km)	Rs. 36.00 W/BMS/310-4/UKL/43 26-02-97	20-07-97
34.	-do- -do- 44- 60 km).	Rs.44.24 W/BMS/310-101/UKL/43-4 29-02-97	10-07-97
	BUILDING DIVISION - I		
35.	Construction of compound wall and land Development for the new complex of High Court and Manipur State Legislative Assembly (SH : Land Development).	Rs.77.76	14-12-96
36.	Constn. of storayed Agriculture Directorate Building at Sanjenthong	Rs.43.30 25/53/90-W 07-03-91	07-02-92
	ELECTRICAL DIVISION-III		
37.	Providing IEI in the VIP Gallery for Main Stadium at Khuman Lampak.	Rs.55.92 26/111/95-W 22-07-96	18-03-97
38.	Providing IEI in the public Gallery for Main Stadium at Khuman Lampak.	Rs.32.34 26/110/95-W 19-07-96	18-03-97

DIX-II - Contd.

INCOMPLETE CAPITAL WORKS COSTING
As On 31-03-1998

Target Date Of Completion	Revised Cost (if any) (Rs. In Lakhs)	Expenditure upto 31-03-98 (Rs. In Lakhs)	Remarks
(5)	(6)	(7)	(8)
31-03-98	-	12.80 Expenditure as on 10/97	Work in progress.
31-03-98	-	4.60	Work in progress.
20-07-97	-	14.02	Work in progress.
30-03-95	-	-	Work in progress.
31-03-95	-	-	Work in progress.
14-06-97	-	2.30	Not yet started the work due to dispute of land between Manipur Govt. & 30th Assam Rifle.
06-02-94	-	44.31	90% completed.
13-09-97	-	-	
13-09-97	-	-	

STATEMENT OF COMMITMENTS - LIST OF
Rs. 25 Lakhs And Above

Sl No	Name Of Project	Cost of Work & Sanction Order No. (Rs. in lakhs)	Date Of Commencement
(1)	(2)	(3)	(4)
BUILDING DIVISION-III			
i) Main Stadium			
a)	Constn.of VIP Gallery	Rs. 935.44 21/III/91-W 31-03-92	13-06-89
b)	Constn.of General Gallery on Northern side.	-do-	16-09-92
c)	Constn.of General Gallery on Eastern side.	-do-	16-09-92
d)	Const.of General Gallery on Southern side.	-do-	05-07-97
(ii) Main Partition Walls			
a)	Constn.of Main partition wall to General Gallery on Northern side.	Rs. 127.99 26/91/95-W 30-03-96	24-07-96
b)	Constn.of Main partition wall to General Gallery on Eastern side.	-do-	24-07-96
c)	Constn.of Main partition wall to General Gallery on Southern side.	-do-	03-06-97
(iii)	Constn.for 8 lane synthetic Track	Rs.273.30 26/89/95-W 21-03-96	10-07-97
(iv)	Constn.of segregation fencing to the Main play field.	Rs.41.02 26/17/96-W 12-08-96	11-05-97
39. Synthetic Hockey Field.			
a)	Constn.of Gallery for Astro-turf Hockey Field Gallery on Eastern & Southern Side.	Rs.355.00 26/71/95-W 26-12-95	01-08-97
b)	Constn.of Gallery for Astro-turf Hockey field Gallery on Eastern & Northern side of Astro-turf Hockey Field.	-do-	27-07-96

DIX-II - Contd.

INCOMPLETE CAPITAL WORKS COSTING
As On 31-03-1998

Target Date Of Completion	Revised Cost (if any) (Rs. In Lakhs)	Expenditure upto 31-03-98 (Rs. In Lakhs)	Remarks
(5)	(6)	(7)	(8)
28-02-98	1,999.00 <u>NG/B(1)/97-98-W</u> 1-10-97	684.39	Work in progress.
28-02-98	-do-	183.93	Work in progress.
28-02-98	-do-	151.55	Work in progress.
28-02-98	-do-	236.99	Work in progress.
28-02-98	-do-	42.96	Work in progress.
28-02-98	-do-	33.06	Work in progress.
28-02-98	-do-	46.96	Work in progress.
28-02-98	-do-	0.27	Work in progress.
28-02-98	-do-	-	Work in progress.
28-02-98	777.00 <u>NG/3(2)/97-98-W</u> 01-10-97	124.77	Work in progress.
28-02-98	-do-	175.94	Work in progress.

STATEMENT OF COMMITMENTS - LIST OF
Rs. 25 Lakhs And Above

<i>Sl No</i>	<i>Name Of Project</i>	<i>Cost of Work & Sanction Order No. (Rs. in lakhs)</i>	<i>Date Of Commencement</i>
(1)	(2)	(3)	(4)
ii)	Constn.of Hockey Field(SH: Sub-base constn.of providing & installation of synthetic Astro-Turf).	Rs. 241.63 26/12/95-W 10-10-95	06-12-95
iii)	Constn.of segregation fencing to Hockey Field.	Rs. 25.45 26/18/96-W 12-08-96	11-05-97
iv)	Constn.of Practice Hockey Field.	Rs. 71.46 26/88/95-W 14-03-96	02-08-97
40.	Construction of Cycle Velodrome.	Rs.282.00 8/12/94-YAS/8 20-03-95	24-09-97
41.	Constn.of Indoor Stadium.	Rs.1044.00 26/119/95-W 30-08-96	14-09-96
42.	Constn.of Swimming Pool & Diving Pool	Rs.635.00 26/05/96-W 09-08-96	14-09-96
43.i)	Constn.of Qtrs.For Coaches & Managers.		
a)	Type-IV Qtrs.4 units(Double Storey)	Rs. 66.70 26/13/95-W 27-09-95	15-12-95
b)	Type-III Qtrs.4 Units(Double Storey)	-do-	18-12-95
ii)	Constn.of 100 bedded Hostel.	Rs.144.14 26/24/96-W 07-11-96	07-03-97
iii)	Constn.of 4 Nos.of Barrack(30 capacity) 4 Nos.of barack (15 Capacity 8 Nos. of watch towers & 8 Nos. of kitchens	Rs. 144.00 26/7/96-W 12-08-96	08-06-97

DIX-II - Contd.

INCOMPLETE CAPITAL WORKS COSTING
As On 31-03-1998

Target Date Of Completion	Revised Cost (if any) (Rs. In Lakhs)	Expenditure upto 31-03-98 (Rs. In Lakhs)	Remarks
(5)	(6)	(7)	(8)
28-02-98	-do-	84.74	Work in progress.
28-02-98	-do-	0.52	Work in progress.
Completed	-do-	81.89	Work completed.
31-03-98	675.00 <u>NG/B(3)/97-98-W</u> 01-10-97	210.37	Work in progress.
31-03-98	1195.00 <u>NG/B(4)/97-98-W</u> 01-10-97	415.83	Work in progress.
15-03-98	716.00 <u>NG/B(5)/97-98-W</u> 01-10-97	227.61	Work in progress.
Completed	383.92 <u>NG/B(6)/97-98-W</u> 01-10-97	69.41	Work is completed
Completed	-do-	69.41	Work is completed.
31-03-98	-do-	78.39	Work in progress.
31-03-98	-do-	8.56	Work in progress.

STATEMENT OF COMMITMENTS - LIST OF
Rs. 25 Lakhs And Above

Sl No	Name Of Project	Cost of Work & Sanction Order No. (Rs. in lakhs)	Date Of Commencement
(1)	(2)	(3)	(4)
44.	i) Constn.of Internal approach road.	Rs. 287.85 26/19/95-W 26-12-95	12-06-96
	ii) Constn.of Type-III & IV Qtr.	-do-	15-04-96
45.	Constn.of drainage system for sports complex.		
	a) Outer drain.		
	i) Phase-I	Rs. 327.25 26/30/95-W 30-03-96	26-09-96
	ii) Phase-II	-do-	26-09-96
	iii) Phase-III	-do-	26-09-97
	iv) Phase-IV	-do-	26-09-97
	b) Inner drain.		
	i) Phase-I	-do-	28-02-97
	ii) Phase-II	-do-	28-02-97
	iii) Phase-III	-do-	28-02-97
46.	i) Constn.of compound fencing on Northern,Eastern,Southern side of Sports Complex.	Rs. 106.60 26/25/96-W 07-11-96	20-04-97
47.	ii) Constn.of Parking & Land Development		
	a) parking near type Qtrs.	Rs. 115.00 26/19/96-W 12-08-96	21-09-96
	b) Parking near Tinseed Road.	-do-	21-09-96
	c) Parking near VIP Gallery.	-do-	21-09-96
48.	Architectural Consultancy		
	i) Constn.of 400m Running Track i/c provision of Cricket Field.	Rs. 136.86 26/1/96-W 30-05-96	12-07-96

DIX-II - Contd.

INCOMPLETE CAPITAL WORKS COSTING
As On 31-03-1998

Target Date Of Completion	Revised Cost (if any) (Rs. In Lakhs)	Expenditure upto 31-03-98 (Rs. In Lakhs)	Remarks
(5)	(6)	(7)	(8)
31-03-98	-	177.29	Work in progress.
31-03-98	-	5.49	Work in progress.
28-02-98	370.00 <u>NG/B(8)/97-98-W</u> 01-10-97	18.11	Work in progress.
28-02-98	-do-	22.47	Work in progress.
28-02-98	-do-	31.42	Work in progress.
28-02-98	-do-	15.80	Work in progress.
26-02-98	-do-	6.79	Work in progress.
26-02-98	-do-	7.31	Work in progress.
26-02-98	-do-	6.06	Work in progress.
31-03-98	424.00 <u>NG/B(9)/97-98-W</u> 01-10-97	-	Work in progress.
31-03-98	-do-	51.44	Work in progress.
31-03-98	-do-	4.35	Work in progress.
31-03-98	-do-	3.61	Work in progress.
31-12-97	-do-	143.22	Work in progress.

STATEMENT OF COMMITMENTS - LIST OF
Rs. 25 Lakhs And Above

Sl No	Name Of Project	Cost of Work & Sanction Order No. (Rs. in lakhs)	Date Of Commencement
(1)	(2)	(3)	(4)
CHANDEL DIVISION MAJOR DISTRICT ROADS			
49.	Impt.of Khunutabi to Machi Shangshak road.	Rs. 35.00 42/63/92-W 31-03-93	24-05-95
CHURACHANDPUR TIPAIMUKH DIVN-II STATE HIGHWAYS:			
50.	Impt.of Chura-Tipaimukh road 0-261 kms. (SH: Rehabilitation)	Rs. 134.75 42/51/91-W 18-04-92	12/92
51.	Impt.of Chura-Tipaimukh road 0-261km (SH: Impt. of left-out stretches)	Rs. 146.08 42/68/92-W 31-03-93	10/93
52.	Impt.of Chura-Tipaimukh road 0-261km (SH: Strengthening of pavement in left out stretches.	Rs. 120.00 42/46/95-W 20-12-95	03/96
53.	Impt.of Chura-Tipaimukh road 0-261km. (SH: Constn. of R/Wall and Impt. of bad stretch in between 140-261kms)	Rs. 40.89 42/58/96-W 19-03-97	-
TAMENGLONG DIVISION STATE HIGHWAYS (ROADS)			
54.	Impt. of I.T. Road (SH: Strengthening and P.C. 112-119 kms)	Rs.32.97 42/54/87-W 14-03-89	23-05-89
55.	Impt.of I.T.Road(SH:Section-III 72-76 miles)	Rs. 62.65 42/2/79-W 24-03-82	04-03-98

DIX-II - Contd.

INCOMPLETE CAPITAL WORKS COSTING
As On 31-03-1998

Target Date Of Completion	Revised Cost (if any) (Rs. In Lakhs)	Expenditure upto 31-03-98 (Rs. In Lakhs)	Remarks
(5)	(6)	(7)	(8)
03/98	-	37.73	Revised estimate submitted.
03/98	-	43.69	Revised estimate being submitted. The figure appearing in Col. 7 is only for CTD-II
03/98	-	48.69	Revised estimate being submitted. The figure appearing in Col.7 is only for CTD-II.
12/98	-	108.79	Revised estimate being submitted. The figure appearing in Col. 7 is only for CTD-II
09/98	-	-	
03/99	50.40	34.94	Revised estimate being submitted.
-	-	65.05	Work to be closed

STATEMENT OF COMMITMENTS - LIST OF
Rs. 25 Lakhs And Above

Sl No	Name Of Project	Cost of Work & Sanction Order No. Commencement (Rs. in lakhs)	Date Of Commencement
(1)	(2)	(3)	(4)
56.	Impt.of I.T.road(SH:Constn.of culvert and line drain 70-117 kms)	Rs. 33.84 42/106/92-W 27-07-92	15-03-96
57.	Impt.of I.T.road(SH:Strengthening from 51-20 to 64.50 and 67 to 70kms)	Rs. 48.04 42/80/95-W 27-12-95	14-03-96
58.	Impt.of I.T.road(SH: Strengthening from 78-84kms and 67-70kms)	Rs. 34.29 42/59/96-W 19-03-97	26-11-97
59.	Impt.of Tamenglong Khongsang road (SH: Rehabilitation of damaged stretches in left out portion)	Rs. 39.76 42/73/97 20-03-97	20-01-98
TAMENGLONG DISTRICT			
OTHER DISTRICT ROADS (ROADS)			
60.	Impt.of Tamenglong Khunjao to khongjaron 0-10km(SH: Providing shingling and culverts)	Rs. 29.98 42/1/4/96-W 23-03-97	02-06-97
INTER VILLAGE ROADS (ROADS)			
TAMEI CONSTITUENCY			
61.	Impt.of Tamei Kuilong road 0.20km (SH:Constn.of900mm dia RCC pipe culverts 75 Nos.and constn.of Semi pucca bridge 6m.span at 13.184km, 8.00m span at 16.44 km)	Rs. 35.83 41/192/94-W 31-03-95	06-03-96
BRIDGE DIVISION			
STATE HIGHWAYS (BRIDGES)			
62.	Re-Constn.of Yairipok Bridge.	Rs. 86.53 47/14/88-W 17-02-89	17-08-89
63.	Re-constn.of Irilbung bridge.	Rs. 71.36 43/15/87-W 27-03-88	17-08-89

DIX-II - Contd.

INCOMPLETE CAPITAL WORKS COSTING
As On 31-03-1998

Target Date Of Completion	Revised Cost (if any) (Rs. In Lakhs)	Expenditure upto 31-03-98 (Rs. In Lakhs)	Remarks
(5)	(6)	(7)	(8)
12/97	-	34.71	Work in progress.
12/97	-	40.10	Work in progress.
03/99	-	-	Work being awarded
-	-	0.16	Work being awarded
03/99	-	0.16	Work in progress.
12/97	23.39	-	Work in progress.
12/98	-	24.97	Tender for balance work under scrutiny
12/99	-	129.40	Tender for balance work under scrutiny

STATEMENT OF COMMITMENTS - LIST OF
Rs. 25 Lakhs And Above

Sl No	Name Of Project	Cost of Work & Sanction Order No. (Rs. in lakhs)	Date Of Commencement
(1)	(2)	(3)	(4)
64.	Re-constn.of Hiyangthang bridge over Nambul river on I.M.I.road.	Rs. 133.15 17/52/90-W 06-03-91	-
MAJOR DISTRICT ROADS (BRIDGES)			
65.	Rehabilitation of Sekmai bridge.	Rs. 26.63 17/23/90-W 30-03-91	-
66.O.D.R.(BRIDGES)			
	Re-constn.of Lamlong bridge(SH: Constn. of Semi-permanent type Bailey Bridge 130 ft.S.S.Type on upstream side of the existing bridge)	Rs. 73.57 7/36/95-W 27-03-96	11-07-97
OTHER DISTRICT ROADS (BRIDGES)			
67.	Re-constn.of Heirangoithong bridge opposite to T.S.Paul College.	Rs. 63.11 7/117/92-W 17-12-93	24-06-97
68.	Re-constn.of Kadirpalli bridge over Turel Ahanbi river (SH: Constn.of semi- permanent type Bailey bridge 100'ft.DSR)	Rs. 35.23 7/43/95-W 07-08-96	08-10-97
INTER VILLAGE ROADS (BRIDGE)			
69.	Re-constn.of bridge over Heirok river at Chingdompok.	Rs. 42.51 7/25/92-W 03-09-93	-
IMPHAL EAST DIVISION :			
STATE HIGHWAYS (ROADS)			
70.	Impt.of Imphal Pukhao road 0-7 km (SH: Heikrumakhong 0-7 km i/c line drain for the portion 9-11 km)	Rs. 34.79 42/109/92-W 31-03-93	16-10-97
71.	Impt.of Widening of Shri Shri Govindajee.	Rs. 28.00 42/35/93-W 26-03-94	05-06-94
72.	Impt.of Checkon road (SH: Widening (SH: Widening of 4 lane)	Rs. 113.86 42/55/90-W 31-01-91	28-11-91

DIX-II - Contd.

INCOMPLETE CAPITAL WORKS COSTING
As On 31-03-1998

Target Date Of Completion	Revised Cost (if any) (Rs. In Lakhs)	Expenditure upto 31-03-98 (Rs. In Lakhs)	Remarks
(5)	(6)	(7)	(8)
12/99	-	-	Tender under scrutiny
09/99	-	0.05	Tender to be accepted
11/98	-	61.53	70% advance payment for Bailey bridge made E/S Bore pile work completed
12/99	-	4.18	Bore pile work in progress
12/99	-	1.31	Work to be completed
12/99	-	-	Tender called.
19-08-97	-	55.01	Revised estimate submitted. Works completed.
30-07-97	-	-	Work completed on 30-07-97.
30-11-97	-	67.32	

STATEMENT OF COMMITMENTS - LIST OF
Rs. 25 Lakhs And Above

Sl No	Name Of Project	Cost of Work & Sanction Order No. (Rs. in lakhs)	Date Of Commencement
(1)	(2)	(3)	(4)
MAJOR DISTRICT ROADS (ROADS)			
73.	Impt.of Andro road 6-18 km.	Rs. 48.70 42/59/90-W 18-02-91	26-02-92
BRIDGE DIVISION (BMS)			
74.	Constn.of bridge on Heibongmakong Lairensajik over Singda river.	Rs. 39.51 W/BMS/310-275/IW/10-11 28-02-97	04-12-97
75.	Constn.of Bailey bridge over Nambul river at Taothong.	Rs. 29.97 W/BMS/310-271/IW/10-9 22-09-97	22-09-97
HIGHWAYS SOUTH DIVISION STATE HIGHWAYS (ROADS)			
76.	Widening of Imphal mayang Imphal road to SDL from 4 kms.to 10 kms.	Rs. 46.10 42/43/96-W 19-03-97	11-06-97
MAJOR DISTRICT ROADS (ROADS)			
77.	Impt.of M.I.Bishnupur road 0-8.50 km (SH: Widening of raising of road formation lfrom 4 to 8.50 km(M.I. side) Constn.of Yangoi river and constn. of 6m. span RCC culvert at 6.96 & 7.10 km (Balance work)	Rs.92.40 42/105/89-W 30-03-90	07-02-94
TASK FORCE DIVISION NO-I STATE HIGHWAYS (BRIDGE)			
78.	Constn.of Bailey bridge over Agaki stream at Tamei-Katang.	Rs. 32.86 7/20/89-W 22-03-90	16-03-95
79.	Constn.of suspension beidge over Barak river at Tamei-Katang road.	Rs. 83.43 42/119/88-W 10-10-89	19-04-95
B.M.S. WORKS O.D.R.			
80.	Constn.of Tamei-Kuilong road (SH: E/W for the portion from 10 km to 30 km)	Rs. 27.34 W/BMS/310-189/TML/41-39 07-03-97	26-03-97

DIX-II - Contd.

INCOMPLETE CAPITAL WORKS COSTING
As On 31-03-1998

Target Date Of Completion	Revised Cost (if any) (Rs. In Lakhs)	Expenditure upto 31-03-98 (Rs. In Lakhs)	Remarks
(5)	(6)	(7)	(8)
03/98	-	57.49	R/E submitted.
09/98	-	0.052	Work started.
07/98	-	18.68	One abutment nearing completion.
10-06-98	-	-	Work in progress.
06-08-94	-	86.27	Work in progress.
15-06-95	-	56.57	90% completed, liability to be cleared.
18-04-95	-	103.43	100% completed. Liability to be cleared.
25-04-98	-	-	Work in progress.

STATEMENT OF COMMITMENTS - LIST OF
Rs. 25 Lakhs And Above

Sl No	Name Of Project	Cost of Work & Sanction Order No. (Rs. in lakhs)	Date Of Commencement
(1)	(2)	(3)	(4)
81.	Constn.of Tamei Kuilong road (SH:E/W for the portion from 30 km to 57 km)	Rs. 39.79 W/BMS/310-45/TML/41-11 07-03-97	09-09-97
82.	Constn.of Tamei Kuilong road (SH: shingling in between 0-15km (SH: shingling from 0-70km to 15km WBM from 0.70km to 3.50km)	Rs. 30.68 W/BMS/310-44/TML/41-10 03-03-97	21-03-97
INTER VILLAGE ROADS			
83.	Constn.of Khumphung to Lamta (SH: E/W in formation cutting from 0-20 km)	Rs. 38.18 W/BMS/310-141/TML/41-22 07-03-97	26-31-97
84.	Constn.of Khumphung to Lamta (SH: E/W in formation cutting from 20 to 60 km)	Rs. 47.23 W/BMS/310-158/UK/41-26 28-02-97	21-04-97
85.	Constn.of Haochong to Nurathel (SH: Formation cutting widening of narrow portion IVR Std/ 0-20 km)	Rs. 38.18 EW/BMS/310-41/TML/41-27 --	26-03-97
BUILDING DIVISION-II			
86.	Constn.of Western & Eastern block of D.C.'s Departmental complex at Lamphelpat (SH:Constn.of1st floor)	Rs. 59.76 26/36/96-W 28-02-97	01-03-97
87.	Constn.of Family Court and Councelling Centre at Lamphelpat (Phase-I)	Rs. 43.02 26/45/95-W 27-12-95	09-02-96
88.	Constn.of Manipur House at Salt lake, Calcutta	Rs. 518.28 26/29/95-W 29-12-95	-
BUILDING TASK FORCE			
89.	Beautification of Kangla Moat Phase-IV (SH:Providing Rip-Rap bank protection from PWD Main Gate to North A.O.C. Constn.of RR steps & imporvement of retainig wall at Western side.	Rs. 29.27 42/104/95-W 06-02-96	-
i)	-D0- (SH:Providing Rip-Rap bank protection from PWD Main Gate to North A.O.C.)	-do-	-

DIX-II - Contd.

INCOMPLETE CAPITAL WORKS COSTING
As On 31-03-1998

Target Date Of Completion	Revised Cost (if any) (Rs. In Lakhs)	Expenditure upto 31-03-98 (Rs. In Lakhs)	Remarks
(5)	(6)	(7)	(8)
08-10-98	-	-	Work in progress.
20-04-98	-	6.60	Work in progress.
25-04-98	-	3.60	Work in progress.
20-05-98	-	-	Work in progress.
25-04-98	-	-	Work in progress.
15-08-97	-	41.55	Work in completed.
15-08-97	-	41.58	Work in completed.
-	-	7.54	Work in progress.
-	-	17.76	
-	-	.	

STATEMENT OF COMMITMENTS - LIST OF
Rs. 25 Lakhs And Above

Sl No	Name Of Project	Cost of Work & Sanction Order No. (Rs. in lakhs)	Date Of Commencement
(1)	(2)	(3)	(4)
ii)	-Do- (Sh: Constn.of RR masonry step with RCC ring)	-do-	/
iii)	-Do- (SH: Constn.of R.R.masonry step at Western& Eastern side 2 Nos.)	-do-	/
iv)	-Do- (SH: Replacement of retaining wall at Western side)	-do-	/
JIRIBAM DIVISION			
90.	Impt.of J.T.road 0-2 km(SH: Strengthening the pavement in the selected reaches 20-26 km)	Rs. 25.83 42/37/92-W 31-03-93	-
91.	Constn.of Bus Terminus at Jiribam.	Rs. 71.62 42/69/95-W 28-12-95	-
B.M.D.(ODR) BRIDGES :			
92.	Constn.of bridge over Lalkhal river on Dibong Jirimukh road.	Rs. 41.89 W/BMS/310-163/jiri/15-14 07-03-97	-
93.	Constn.of 2 Nos. Minor bridge over Darriadhar No.1 & II	Rs. 26.84 W/BMS/310-245/Jiri/15-11 12-03-97	-
CHURACHANDPUR DIVISION STATE HIGHWAYS (ROADS)			
94.	Strengthening of Imphal Churachandpur Singhat road 50-63 km(SH: Widening and strengthening 2 lanes of stretches between 50 to 61.802 kms)	Rs. 116.93 42/4/94 02-09-94	11-03-95
95.	Impt.of Singhat-Behiang road(SH: Constn. of culvert and metalling balance work)	Rs. 128.11 42/154/91-W 31-03-92	06-09-96
96.	Impt.of T/Road (SH:Premix carpetting 43-44km, 45-55km, 57-59km, 60-34km. 62-64km to 72km i/c side drain 59-63 km.	Rs. 39.50 42/91/90-W 25-02-91	18-02-92
MAJOR DISTRICT ROADS			
97.	Impt.of Churachandpur-Sugnu road (SH: strengthening & culverts 5-26kms)	Rs. 99.50 42/10/95-W 28-12-95	18-04-96

DIX-II - Contd.

INCOMPLETE CAPITAL WORKS COSTING
As On 31-03-1998

Target Date Of Completion	Revised Cost (if any) (Rs. In Lakhs)	Expenditure upto 31-03-98 (Rs. In Lakhs)	Remarks
(5)	(6)	(7)	(8)
-	-	16.05	
-	-	57.73	
-	-	31.89	
-	-	19.40	
-	-	123.54	Work in progress.
-	-	131.19	Work in progress.
-	-	60.14	Work closed liability cleared saving to be used. Impt. of existing bridge at 65.103 km, 67.80 kms.
-	-	68.25	Work in progress.

STATEMENT OF COMMITMENTS - LIST OF
Rs. 25 Lakhs And Above

Sl No	Name Of Project	Cost of Work & Sanction Order No. (Rs. in lakhs)	Date Of Commencement
(1)	(2)	(3)	(4)
98.	Impt.of Chura-Sugnu road(SH: Constn. of 1m.span slab culvert 16 Nos & raising of low laying areas 1.4km ring culverts and line drain 4.95km.	Rs. 48.02 42/163/130/90-W 23-03-91	20-07-93
OTHER DISTRICT ROADS			
99.	Impt.of Khuga ring road 0-11km (SH: Shingling & P.C. i/c constn. of ring culvert)	Rs. 28.66 42/158/91-W 31-03-92	06-11-93
4210-C.O.ON MEDICAL (PLAN)			
100.	Constn.of ANM Training School and Hostel(60 capacity) at Churachandpur	Rs. 27.36 24/52/96-W 27-03-87.	29-04-95
4851-C.O.ON VILLAGE & SMALL INDUSTRY (PLAN)			
101.	Constn.of type-II Qtr. 8 District 2 Nos. in each district (SH: Constn. of T/II- 2 Nos.in Churachandpur)	Rs. 25.48 25/78/91-W 28-08-92	-
IMPHAL WEST DIVISION STATE HIGHWAYS(PLAN)			
102.	Impt.of L/Pat from Watham Leirak to D.C.Office (SH: Raising of formation level)	Rs. 28.98 42/37/92-W 26-02-92	04-07-92
103.	Impt.of I.K road(SH: Strng.the existing 2 to 8.00 km)	Rs. 45.02 42/82/94-W 26-02-92	15-06-92
104.	Urban Bye pass via Langol Housing, complex (SH: Surfacing of bad stretches)	Rs. 29.75 42/76/92-W 31-03-93	14-07-93
105.	Impt.of T/road 6.5km to 8km & 9.5 to 11km (SH: Bituminous macadam)	Rs.31.50 42/56/90-W 31-03-94	02-02-94

DIX-II - Contd.

INCOMPLETE CAPITAL WORKS COSTING
As On 31-03-1998

Target Date Of Completion	Revised Cost (if any) (Rs. In Lakhs)	Expenditure upto 31-03-98 (Rs. In Lakhs)	Remarks
(5)	(6)	(7)	(8)
-	-	62.85	Work completeed. Liability to be cleared R/E yet to be submitted.
-	-	27.45	Work in progress.
-	50.39 26/102/95-W 30-03-96	53.72	Work completed liability to be cleared.
-	-	0.006	Work rescinded and balance work being taken up.
-	-	37.86	Work completed. R/E submitted.
-	-	42.15	Liability to be cleared.
-	-	42.68	Work completed & R/E required.
-	-	32.21	In progress.

STATEMENT OF COMMITMENTS - LIST OF
Rs. 25 Lakhs And Above

Sl No	Name Of Project	Cost of Work & Sanction Order No. (Rs. in lakhs)	Date Of Commencement
(1)	(2)	(3)	(4)
106.	Impt.of I.K.road 0-2 km (SH: Strengthening from 0-1km and providing median)	Rs.26.79 42/82/92-W 31-03-88	03-01-94
107.	Impt.of Nagamapal road (SH: Strengthening)	Rs.36.02 42/10/93-W 28-02-94	03-03-94
108.	Impt.of Thangmeiband Road (SH: Constn.of service road,retaning wall,parapet wall etc.from Khuyathong junction to Lilashing Khognangkhong)	Rs.30.97 42/78/95-W 11-06-96	02-01-96
109.	Impt.of D.I.road (SH: P.C.from Chingmeirong junction to Singh & Co)	Rs.43.46 42/43/95-W 29-12-95	23-07-96
110.	Impt.of T/road (SH: P/C from Raj- Bhavan to Airport i/c widening from Keishampat to Kwakeithel amd media)	Rs.41.75 42/85/95-W 28-12-95	28-04-96
111.	Impt,of T/road (SH: P.C.from 9.5km to 28km) (SH: 9.5 -11.00km)	Rs.58.49 42/74/95-W 29-12-95	07-02-96
112.	Impt.of IMI road 0-4.0km (SH: Strengthening widening and P C)	Rs. 36.04 SSW/AA/96-97/4820 19-02-97	
B.M.S. WORKS			
113.	Constn.of Lamsang Khonghampat road(BMS)	Rs. 30.00 W/BMS/310-146/IW/10-6 10-03-97	16-12-97
114.	Const.of Heibongpokpi Khoiriphaba road (BMS)	Rs.29.95 W/BMS/310-148/IW/10-8 05-03-97	17-03-97

DIX-II - Contd.

INCOMPLETE CAPITAL WORKS COSTING
As On 31-03-1998

Target Date Of Completion	Revised Cost (if any) (Rs. In Lakhs)	Expenditure upto 31-03-98 (Rs. In Lakhs)	Remarks
(5)	(6)	(7)	(8)
-	37.06	38.95	Work completed.
-	-	35.31	Extra widening to be taken up.
-	-	29.95	Liability to be cleared.
-	-	30.12	Renovation of mending in progress material of P/C issued.
-	45.92	6.86	-do-
-	-	5.09	work being started
-	-	-	
-	-	5.92	Work in progress.
-	-	5.07	-do-

STATEMENT OF COMMITMENTS - LIST OF
Rs. 25 Lakhs And Above

Sl No	Name Of Project	Cost of Work & Sanction Order No. (Rs. in lakhs)	Date Of Commencement
(1)	(2)	(3)	(4)
BUILDING DIVISION NO-V			
116.	Impt.of Khuman Palli road connecting Minuthong and Tinseed road.	Rs.61.84 42/2/96-W 30-06-96	-
117.	Impt.of Social Welfare road connecting Tinseed road to Khuman Palli crossing 1.43 km.	Rs.77.93 42/1/96-W 29-06-96	-
118.	Impt.of Tinseed road from Chingmeirong Khongnang Karak to Khurai Traffic point 0-1.853 km. a) 0-0.976 km b) 0.976-1.853 km	Rs.79.26 42-04-96-W 26-07-96	-
119.	Impt.of Thangmeiband road from Khoyathong to Chingmeirong Khongngng Karak 0-1.627km(SH: Widening to 4 lane standard)	Rs. 40.13 43/3/96-W 26-07-96	-
120.	Re-constn. of Amujao bridte on Tinseed road.	Rs.41.95 7/1/96-W 26-07-96	-
121.	Impt.of Kombirei road 0-2.475 km (SH: E/W in formation, strengthening & constn.of carriageway i/c filter out of layer & cross drainage work)	Rs. 96.83 42/113/96-W 29-03-97	-
122.	Impt.of watham Leirak 0-1.791km (SH: Strengthening i/c constn.of retaining wall,line drain and 1.00 meter span RCC culvert)	Rs. 35.25 42/114/96-W 29-03-97	-
123.	Impt.of Thangmeiband road 0-1.627km.	Rs. 102.52 42/110/96-W 29-03-97	-
124.	Strengthening of Checkon road (SH: RDS crossing to Minuthong)	Rs.33.45 42/108/96-W 29-03-97	-
125.	Widening of Porompat road No.1 (0-3.88km) (SH: Strengthening and widening,constn.of traffic rotary and constn.of two meter span slab culvert)	Rs. 59.18 42/112/96-W 29-03-97	-

DIX-II - Contd.

INCOMPLETE CAPITAL WORKS COSTING
As On 31-03-1998

Target Date Of Completion	Revised Cost (if any) (Rs. In Lakhs)	Expenditure upto 31-03-98 (Rs. In Lakhs)	Remarks
(5)	(6)	(7)	(8)
-	-	45.85	
-	-	15.44	
-	-	86.59	
-	-	41.26	
-	-	20.00	
-	-	-	
-	-	-	
-	-	-	
-	-	-	
-	-	-	

STATEMENT OF COMMITMENTS - LIST OF
Rs. 25 Lakhs And Above

Sl No	Name Of Project	Cost of Work & Sanction Order No. (Rs. in lakhs)	Date Of Commencement
(1)	(2)	(3)	(4)
126.	Widening Tinseed road 4 lane from Chingmeirong junction to Lamlong (SH: Constn.of Median,strengthening with WBM and premix carpet surface)	Rs. 95.65 42/111/96-W 29-03-97	-
MAJOR HEAD : 5055-C.O.ON ROAD TRANSPORTS			
127.	Constn.of Bus Terminus at Dewlahland (SH:Impt.of Parking area,Bus Bay & line drain)	Rs. 60.72 42/79/91-W 30-03-92	-
MAJOR HEAD: 4202-C.O.ON EDUCATIOIN,SPORTS, ARTS & CULTURE (PLAN)			
128.	Constn.of Mini Stadium at Hundung (Ukhrul District)	Rs.32.70 26/4/96-W 12-08-96	-
MAJOR HEAD: 8443-DEPOSIT WORKS.			
129.	Impt.of INA Memorial complex at Moirang (SH: Constn.of R/Wall)	Rs. 29.19 1/29/79-S/SE 23-02-96	-
130.	Impt.of INA Memorial complex at Moirang (SH: Extension of stair case,toilet portion,top foyer,roof treatment i/c roofing,stage,plastic moulded seating arrangement)	Rs. 61.00 1/29/79-S/SE 14-03-96	-
SENAPATI DIVISION			
STATE HIGHWAYS (ROADS)			
131.	Impt.of Tadubi Tungjoy Laii Kharasom road 0-60km (SH: Providing WBM &PC 32-42 kms)	Rs. 31.78 42/38/89-W 27-03-89	15-05-89
132.	Impt.of Tadubi Tungjoy Laii Kharasom road 0-60km (SH: WBM and PC 22-32 kms)	Rs. 31.78 42/26/98-W 29-03-90	03-07-89
133.	Impt.of Ukhrul Tolloi Chingmeikhullen road 35-70kms (SH: Providing wearing coat & PC from 57-70 km)	Rs.33.15 42/12/98-W 10-10-89	14-03-91
134.	Impt.of Ukhrul Tolloi Chingmeikhullen road 35-70-kms (SH: Constn.from 35-57 kms i/c 2 Nos.of culverts i/c approach road for Ngari bridge)	Rs. 55.80 42/63/95-W 26-12-95	11-02-96

DIX-II - Contd.

INCOMPLETE CAPITAL WORKS COSTING
As On 31-03-1998

Target Date Of Completion	Revised Cost (if any) (Rs. In Lakhs)	Expenditure upto 31-03-98 (Rs. In Lakhs)	Remarks
(5)	(6)	(7)	(8)
-	-	-	
-	-	17.29	
-	-	.	
-	-	6.66	
-	-	35.98	
14-02-90	-	30.90	Work closed.
02-03-90	-	30.98	Work closed.
13-04-97	-	32.76	Under arbitration case.
10-08-98	14.30	60.99	In progress.

STATEMENT OF COMMITMENTS - LIST OF
Rs. 25 Lakhs And Above

Sl No	Name Of Project	Cost of Work & Sanction Order No. (Rs. in lakhs)	Date Of Commencement
(1)	(2)	(3)	(4)
<u>STATE HIGHWAYS (BRIDGE)</u>			
135.	Bailey bridge on Ukhrul Tolloi Chingmeikhullen road at 64.09 km (SH: Coinstn.of 7m span bridge on Vaori stream ast 60.836 km)	Rs. 35.07 17/43/90-W 23-02-91	09-07-96
MAJOR DISTRICT ROADS (ROADS)			
136.	Impt.of Maram Purul 0-20 kms (SH:E/W culverts and shingling)	Rs. 94.08 42/3/96-W 09-03-96	20-12-96
OTHER DISTRICT ROADS (BRIDGES)			
137.	Constn.of B/bridge over Makhan river on Maram Purul road (SH: Constn.of abutment, wing wall and retaining wall)	Rs. 29.94 7/8/92-W 23-03-93	03-04-96
5055-ROAD TRANSPORT			
138.	Bus Terminus at Mao.	Rs. 34.27 42/97/95-W 03-03-96	11-02-96
OTHER DISTRICT ROADS (ROADS) (B.M.S)			
139.	Constn.of Phaibung Purul road (SH: E/W in formatioin cutting from Phaibung to Lakhamei 10km. and widening narrow portion upto Purul) (SH: E/Work)	Rs.29.78 W/BMS/310-252/SPT/57-32 11-03-97	24-03-97
140.	Constn.of Phaibung Karong Purul road (SH: Cross drainage work in 20-39 km)	Rs. 29.96 W/BMS/310-159/SPT/57-8 05-03-97	22-03-97
141.	Constn.of Karong Purul road from Purul to Thingba (SH:Earth Work and cross drainage)	Rs. 27.62 W/BMS/310-276/SPT/57-39 11-03-97	24-03-97
INTER VILLAGER ROAD (ROADS) B.M.S			
142.	I.T.road 8th miles to Irang via Harup (SH: E/W and cross drainage)	Rs.29.80 W/BMS/310-244/SPT/57-25 11-03-97	24-03-97

DIX-II - Contd.

INCOMPLETE CAPITAL WORKS COSTING
As On 31-03-1998

Target Date Of Completion	Revised Cost (if any) (Rs. In Lakhs)	Expenditure upto 31-03-98 (Rs. In Lakhs)	Remarks
(5)	(6)	(7)	(8)
1-09-98	6.00	39.48	In progress.
19-12-98	-	27.24	-do-
2-07-98	-	15.34	-do-
10-08-98	-	30.99	-do-
31-08-98	-	5.98	-do-
31-08-98	-	-	-do-
31-08-98	-	6.53	-do-
31-08-98	-	-	-do-

STATEMENT OF COMMITMENTS - LIST OF
Rs. 25 Lakhs And Above

Sl No	Name Of Project	Cost of Work & Sanction Order No. (Rs. in lakhs)	Date Of Commencement
(1)	(2)	(3)	(4)
143.	Thonglan Akutpa to Lanchok (SH: E/W and culverts)	Rs. 29.65 W/BMS/310-179/SPT/57-11 03-03-97	23-06-97
144.	Senapati Sorbung Khamasom lakhemei road (SH: E/W from 0-20 kms)	Rs. 30.00 W/BMS/310-272/SPT/57-36 11-03-97	22-03-97
145.	Senapati Sorbung Khamasom lakhamei road (SH: E/W from 20-40kms)	Rs. 30.00 W/BMS/310-277/SPT/57-40 11-03-97	31-05-97
146.	Kachai Thiwa Ngari via Ngari Lishang (SH: E/W and culverts)	Rs. 30.00 W/BMS/310-188/SPT/57-12 05-03-97	12-04-97
147.	Senapati Oklong road (SH: Cross drainage and Minor bridge from 0-10 km)	Rs. 39.57 W/BMS/310-3/SPT/57-1 28-03-97	24-03-97
148.	Makhan Chawanamei Mao Pundung upto Tadubi (SH: Cross drainage works)	Rs. 29.742 W/BMS/310-239/SPT/57-20 11-03-97	24-03-97
149.	Makhan Chawanamei mao Pundung upto Tadubi (SH: E/W in formation cutting)	Rs.25.00 W/BMS/310-129/SPT/57-6 11-03-97	24-03-97
150.	Senapati Thonglan (SH: E/W in left out portion & cross drainage from Senapati to Thonglan from 0-15km P-I)	Rs.29.988 W/BMS/310-250/SPT/57-30 11-03-97	25-03-97
151.	Mao Potato Farm to Dzuko Valley (SH: E/W in formation cutting from 0-20 km (0-19.40 km)	Rs. 29.647 W/BMS/310-238/SPT/57-19 11-03-97	25-03-97
152.	-do- -do- (SH: E/W in formation cutting from 20-39 km)	Rs.29.85 W/BMS/310-247/SPT/57-27 11-03-97	07-06-97
153.	Mao ring road (SH: E/W in formation cutting from 0-20km)	Rs.29.85 W/BMS/310-132/SPT/57-6 01-03-97	24-03-97
154.	Saikul Phaibung upto Khamason	Rs.29.464 W/BMS/310-274/SPT/57-37 11-03-97	22-05-97

DIX-II - Contd.

INCOMPLETE CAPITAL WORKS COSTING
As On 31-03-1998

<i>Target Date Of Completion</i>	<i>Revised Cost (if any) (Rs. In Lakhs)</i>	<i>Expenditure upto 31-03-98 (Rs. In Lakhs)</i>	<i>Remarks</i>
(5)	(6)	(7)	(8)
31-08-98	-	-	In progress.
31-08-98	-	6.00	-do-
31-08-98	-	-	-do-
31-08-98	-	-	-do-
31-08-98	-	3.0	-do-
31-08-98	-	-	-do-
31-08-98	-	3.45	-do-
31-08-98	-	2.00	-do-
31-08-98	-	-	-do-
31-03-98	-	-	-do-
31-08-98	-	-	-do-
31-08-98	-	-	-do-

**STATEMENT OF COMMITMENTS - LIST OF
Rs. 25 Lakhs And Above**

Sl No	Name Of Project	Cost of Work & Sanction Order No. (Rs. in lakhs)	Date Of Commencement
(1)	(2)	(3)	(4)
	INTER VILLAGE ROAD(BRIDGE) B.M.S.		
155.	Constn.of bridge over Barak at Phuba and Kharakho (21.20m) 70 span.	Rs.34.18 W/BMS/310-298/SPT/57-54 04-02-97	21-06-97
156.	Constn.of 8m span bridge 2 Nos. between Makhan to Mao Pundung Tadubi.	Rs.27.91 W/BMS/310-289/SPT/57-47 11-03-97	21-08-97
157.	Constn.of bridge over Maja Lok(10m span) on Senapati Oklong road	Rs.31.76 W/BMS/310-292/SPT/57-50 01-03-97	11-09-97
158.	Constn.of bridge 10m span over Iril river in between Ngamju and Khongdei on Senapati Sorbung Khamasom road.	Rs.34.57 W/BMS/310-290/SPT/57-48 05-03-97	12-08-97
	CHURACHANDPUR DIVISION		
	5054-C.O. ON ROADS & BRIDGES (PLAN) (STATE HIGHWAYS)		
159.	Impt.of Chura-Sugnu road (SH: Strengthening and culverts 5-26 km)	Rs. 99.50 42/10/95-W 28-12-95	13-05-96
160.	Impt.of Ccpur-Singhat-Behiang road 62-120km (SH: Premix carpetting between 62-72km in bad stretches)	Rs.39.49 42/63/96-W 19-03-97	16-06-97
	4210-C.O. ON MEDICAL (PLAN)		
161.	Constn.of Emergency & Casualty block with link corridor for District Hospital at Churachandpur (SH: Contsn.of Southern wing Block P-I)	Rs. 94.71 26/60/96-W 23-03-97	30-09-97
	5054-C.O. ON ROADS & BRIDGES (BMS)		
162.	Impt.of Tiddim road near Kaprang to Chura-Sugnu road at Mualvaiphei (SH: E/W in widening & culverts)	Rs.65.23 W/BMS/3120-64/CCP/51-6 28-02-97	17-03-97
163.	IVR Singhat to Theigotang 0-26km (SH: E/W in hill cutting,metalling and culverts)	Rs.44.99 W/BMS/310-52/CCP/51-3 10-03-97	22-03-97

DIX-II - Contd.

INCOMPLETE CAPITAL WORKS COSTING
As On 31-03-1998

<i>Target Date Of Completion</i>	<i>Revised Cost (if any) (Rs. In Lakhs)</i>	<i>Expenditure upto 31-03-98 (Rs. In Lakhs)</i>	<i>Remarks</i>
(5)	(6)	(7)	(8)
31-12-98	-	14.23	Work in progress. Payment made for B/B parts only.
31-12-98	-	-	Work in progress.
31-12-98	-	13.01	-do- Payment of B/B parts.
31-03-99	-	14.23	-do- -do-
12-11-97	-	109.47	R/E under preparatioin
16-06-99	-	10.61	In progress.
30-09-99	-	25.36	In progress.
16-09-98	-	27.52	In progress.
21-03-98	-	1.84	In progress.

**STATEMENT OF COMMITMENTS - LIST OF
Rs. 25 Lakhs And Above**

Sl No	Name Of Project	Cost of Work & Sanction Order No. (Rs. in lakhs)	Date Of Commencement
(1)	(2)	(3)	(4)
164.	Impt.of road from Singhat to Buksau via Allusingtam (SH: E/W in formation cutting metalling & culkverts 0-25 km)	Rs. 25.37 W/BMS/310-51/CCP/51-2 01-03-97	17-03-97
165.	IVR Songtal-Kangkap road (SH: Widening,metalling & culvets)		27-03-98
166.	Impt.of road from Sagang to Tuining via Samulamlan (SH: E/W in hill cutting metalling and culverts)		06-05-97
BMS (BRIDGES)			
167.	Constn.of bridge on Singhat-Theigotang road 2 Nos (SH: Constn.of 20' span bailey bridges)	Rs.36.04 W/BMS/310-135/CCP/51-29 28-02-97	22-04-97
168.	Constn.of bridge over Songtal-Kangkap road (SH: Construction of 6m span bailey bridge 2 Nos.)	Rs. 30.23 W/BMS/310-135/CCP/51-28 06-03-97	17-03-97
169.	Constn.of bridge over Khuga river along Khuga ring road (SH: Constn.of 150'-0" long bailey bridge)	Rs.102.68 W.BMS/310-213/CCP/51-40 07-03-97	28-04-97
170.	Constn.of bridge on Sangaikot to Khongkhai road 4 Nos. (SH: Constn.of 30'-0" long Bailey bridge)	Rs.72.68 W/BMS/310-163/CCP/51-35 10-03-97	30-04-97
TAMENGLONG DIVISION OTHER DISTRICT ROADS (BRIDGES) (B.M.S.)			
171.	Constn.of langkhong to I.T.road (SH: C/W works 0-15 kms)	Rs. 35.44 W/BMS/310-1/TML/41-1 04-03-97	07-07-97
172.	Constn.of Langkhong to I.T road (SH: C/D works from 15-33 kms)	Rs. 44.92 W/BMS/310-2/TML/41-2 01-03-97	07-07-97

DIX-II - Contd.

INCOMPLETE CAPITAL WORKS COSTING
As On 31-03-1998

<i>Target Date Of Completion</i>	<i>Revised Cost (if any) (Rs. In Lakhs)</i>	<i>Expenditure upto 31-03-98 (Rs. In Lakhs)</i>	<i>Remarks</i>
(5)	(6)	(7)	(8)
16-03-98	-	8.42	In progress.
26-09-98	-	7.61	-do-
05-11-98	-	19.16	-do-
21-04-98	-	28.77	-do-
16-01-98	-	30.03	-do-
27-10-98	-	75.31	-do-
29-10-98	-	54.91	-do-
03/99	-	24.45	-do-
03/99	-	3.43	-do-

**STATEMENT OF COMMITMENTS - LIST OF
Rs. 25 Lakhs And Above**

<i>Sl No</i>	<i>Name Of Project</i>	<i>Cost of Work & Sanction Order No. (Rs. in lakhs)</i>	<i>Date Of Commencement</i>
(1)	(2)	(3)	(4)
173.	Constn.of langkhong to I.T road (SH: Shingling from 0-16 kms)	Rs. 59.10 W/BMS/310-10/TML/41-6 01-03-97	10-03-97
174.	Constn.of Langkhong to I.T road (SH: Shingling from 16-33 kms)	Rs. 61.99 W/BMS/310-11/TML/41-7 01-03-97	10-03-97
175.	Constn.of None Kajinglong road (SH: Culverts and Shingling from 0-10 kms)	Rs. 30.48 W/BMS/310-42/TML/41-8 10-03-97	14-03-97
176.	Constn.of None Kajinglong road (SH: Culverts and Shingling from 10-30 kms)	Rs. 30.99 W/BMS/310-99/TML/41-42 01-03-97	10-03-97
177.	Constn.of None Kajinglong road (SH: C/D works 10-20 kms)	Rs. 30.86 W/BMS/310-12/TML/41-19 10-03-97	14-03-97
178.	Constn.of Tamei Kuilong road (SH: C/D from 10-30 kms)	Rs. 27.34 W/BMS/310-189/TML/41-39 07-03-97	26-03-97
179.	Constn.of Tamei Kuilong road (SH: E/W from 30-57 kms)	Rs. 40.30 W/BMS/310-172/TML/41-32 10-03-97	21-04-97
180.	Constn.of Tamei Kuilong road (SH: E/W from 30-57 kms)	Rs. 39.79 W/BMS/310-45/TML/41-11 07-03-97	08-08-97
181.	Constn.of Tamei Kuilong road (SH: Shingling in between 0-15 kms. (SH: Shingling 0.70-15 km and WBM from 0.70 to 8.50 kms)	Rs. 30.08 W/BMS/310-44/TML/41-10 05-03-97	21-03-97
182.	Constn.of Tamei Kuiling road (SH: Shingling from 15-30 kms)	Rs. 31.68 W/BMS/310-43/TML/41-9 07-03-97	26-06-97
O.D.R. BRIDGES (B.M.S)			
183.	Constn.of bridge across Irang river on Langkhong to I.T.road 360' span.	Rs.166.39 W/BMD/310-166/TML/41-27 11-03-97	14-03-97

DIX-II - Contd.

INCOMPLETE CAPITAL WORKS COSTING
As On 31-03-1998

Target Date Of Completion	Revised Cost (if any) (Rs. In Lakhs)	Expenditure upto 31-03-98 (Rs. In Lakhs)	Remarks
(5)	(6)	(7)	(8)
03/99	-	7.19	In progress.
03/99	-	3.25	-do-
03/99	-	16.44	-do-
03/99	-	20.14	-do-
03/99	30.86	5.70	-do-
03/99	27.34	25.78	-do-
03/99	-	-	-do-
03/99	-	3.12	-do-
03/99	-	21.20	-do-
03/99	-	7.71	-do-
03/99	-	100.37	-do-

**STATEMENT OF COMMITMENTS - LIST OF
Rs. 25 Lakhs And Above**

<i>Sl No</i>	<i>Name Of Project</i>	<i>Cost of Work & Sanction Order No. (Rs. in lakhs)</i>	<i>Date Of Commencement</i>
(1)	(2)	(3)	(4)
184.	Constn.of bridge across Laduki (SH: 26.636 kms (30m. span Agagui river (22.216 Kms.) 20m. span on Tamei Kuilong road	Rs.110.50 W./BMS/310-185/TML/41-36 11-03-97	14-03-97
185.	Constn.of bridge on Tamei Kuilong road at 29.73km (12m. span) and 30.10kms (9m.span) (SH: Constn.of B/bridge SST of 15m, spanat 29.70kms & 30.10 kms)	Rs. 29.39 W/BMS/310-187/TML/41-38 05-03-97	07-03-97
I.V.R. ROADS (BMS)			
186.	Constn.of Thangal Tupul road C/D works 0-18km (SH: Constn. of RCC P/culverts 900mm dia and 3m span culverts)	Rs.29.20 W/BMS/310-229/TML/41-42 11-03-97	04-09-97
187.	Constn.of Nungba Irang via Longpi (SH: E/W in widening narrow portion between Nungba Longpi & formation cutting Longpi to Bijang)	Rs.42.21 W/BMS/310-112/TML/41-18 28-02-97	17-03-97
188.	Impt.of Nungba Irang via Longpi (SH: Coinstn.of C/D works between Nungba to Longpi)	Rs.31.70 W/BMS/310-173/TML/41-33 05-03-97	28-08-97
189.	Constn.of Luwanglong Khunou to Awangkhol and Nungnang via Lamlon (SH: E/W in formation cutting)	Rs.37.70 W/BMS/310-149/TML/41-23 10-03-97	19-03-97
190.	Constn.of Haochong to Nurathel road (SH: E/W in formation cutting 0-10kms)	Rs. 33.79 W/BMS/310-109/TML/41-15 05-03-97	26-03-97
191.	Constn.of Keikao to Nurathel road(SH: E/W in formation cutting i/c drain 9-15 kms.)	Rs.25.64 W/BMS/310-100/TML/41-13 01-03-97	10-03-97
192.	Constn.of road from NH-53 to Atongba.	Rs. 30.80 W/BMS/310-171/TML/41-31 07-03-97	19-03-97

DIX-II - Contd.

INCOMPLETE CAPITAL WORKS COSTING
As On 31-03-1998

Target Date Of Completion	Revised Cost (if any) (Rs. In Lakhs)	Expenditure upto 31-03-98 (Rs. In Lakhs)	Remarks
(5)	(6)	(7)	(8)
3/99	-	74.28	W/progress.
3/99	-	18.84	W/progress.
3/99	-	2.12	W/progress.
3/99	-	20.20	-do-
3/99	-	19.43	-do-
3/99	-	8.78	-do-
3/99	-	6.68	-do-
3/99	-	10.89	-do-
3/99	-	16.68	-do-

**STATEMENT OF COMMITMENTS - LIST OF
Rs. 25 Lakhs And Above**

Sl No	Name Of Project	Cost of Work & Sanction Order No. (Rs. in lakhs)	Date Of Commencement
(1)	(2)	(3)	(4)
193.	Constn.of road from None to Marangching upto Pungam (SH: E/W in formation cutting and C/D works)	Rs.31.11 W/BMS/310-151/TML/41-25 05-03-97	19-03-97
194.	Constn.of road from Khunphung to Lamta (SH: E/W in formation cutting from 0-20km)	Rs.38.18 W/BMS/310-141/TML/41-22 07-03-97	26-03-97
195.	Constn.of road from Jhungphung to Lamta (SH: E/W in formation cutting from 20-50 kms.)	Rs.47.23 W/BMS/310-153/TML/41-26 28-02-97	21-04-97
196.	Khunphung to Phakong via Inam 0-40 km (SH: E/W in formation cutting 0-43.23 km)	Rs.65.02 W/BMS/310-168/TML/41-29 06-03-97	20-03-97
I.V.R. BRIDGES (BMS)			
197.	Constn.of B/bridge over Iyei river at New Lukhambi on None Haochong road.	Rs.83.36 W/BMS/310-182/TML/41-34 07-03-97	14-03-97
198.	Constn.of B/bridge S/bridge between Bamgaijang to Zailat 400m span.	Rs.179.14 W/BMS/310-167/TML/41-29 07-03-97	14-03-97
199.	Constn.of B/bridge over Irang between Nungnang and Awang Khul 50m (SH: Assembly Errection and Lanching of B/bridge 170'DDR type Span)	Rs.98.58 W/BMS/310-186/TML/41-37 07-03-97	14-03-97
CHANDEL DIVISION OTHER DISTRICT ROADS (BMS)			
200.	Constn.of Chakpikarong Mombi road (Phase-I)	Rs.29.43 W/BMS/310-82/CDL/28-15 29-02-97	-
201.	-do- -do- (Phse-II)	Rs.29.56 W/BMS/310-36/CDL/28-7 01-03-97	-
202.	Constn.of Chandel Vomku road (Phase-II)	Rs.29.64 W/BMS/310-18/CDL/28-4 04-03-97	-

DIX-II - Contd.

INCOMPLETE CAPITAL WORKS COSTING
As On 31-03-1998

<i>Target Date Of Completion</i>	<i>Revised Cost (if any) (Rs. In Lakhs)</i>	<i>Expenditure upto 31-03-98 (Rs. In Lakhs)</i>	<i>Remarks</i>
(5)	(6)	(7)	(8)
03/99	-	21.62	W/progress.
03/99	38.18	27.85	W/progress.
03/99	47.23	3.29	W/progress.
03/99	65.02	6.54	W/progress.
03/99	-	61.70	W/progress.
03/99	-	87.01	W/progress.
03/99	-	69.52	W/progress.

**STATEMENT OF COMMITMENTS - LIST OF
Rs. 25 Lakhs And Above**

<i>Sl No</i>	<i>Name Of Project</i>	<i>Cost of Work & Sanction Order No. (Rs. in lakhs)</i>	<i>Date Of Commencement</i>
<i>(1)</i>	<i>(2)</i>	<i>(3)</i>	<i>(4)</i>
INTER VILLAGE ROADS (BMS)			
203.	Constn.of Heirok to Machi via karongthel.	Rs.29.98 W/BMS/310-141/CDL/28-1 01-03-97	.
204.	Constn.of Tuisem to Machi Gate via Tuinem and kangoikhullen.	Rs.29.50 W/BMS/310-118/CDL/28-26 01-03-97	.
205.	Constn.of Thabi Keithel to Sansak road via Parengtong	Rs.29.82 W/BMS/310-93/CDL28-23 01-03-97	.
STATE CAPITAL PROJECT			
206.	Constn.of Assembly and High Court Complex at Chingmeirong.	(i) Rs. 50.00 <u>No.1/15/95-MAHUD(Project)</u> dt. 27/3/97	19/06/96 (date of deposit by Treasury Challan)
		(ii) <u>Rs. 30.00</u> <u>No.1/55/95-MAHUD(Project)pt</u> dt. 22/3/97	31/03/97 (date of deposit by Treasury Challan)
207.	Development of Ningthem Pukhri	(i) <u>Rs.35.42</u> <u>No.1/7/94-MAHUD(project)</u> dt.2/1/97	31/06/96 (date of deposit by Treasury Challan)
		(ii) <u>Rs.78.43</u> <u>No.1/7/94-MAHUD(project)</u> dt.22/1/97	31/06/96 (date of deposit by Treasury Challan)

DIX-II - Contd.

INCOMPLETE CAPITAL WORKS COSTING
As On 31-03-1998

Target Date Of Completion	Revised Cost (if any) (Rs. In Lakhs)	Expenditure upto 31-03-98 (Rs. In Lakhs)	Remarks
(5)	(6)	(7)	(8)

Rs. 2.80 The work is implemented through the State PWD. The execution of the works has been held up on complex site at Chingmeirong has not been handed over by the A.R. occupying it. The Director of MAHUD has requested the E.E. concerned.

Rs.9.79

Building Task Force Divn., PWD, Manipur to furnish the Financial and Physical progress report in respect of Ningthem Pukhri has not yet been submitted.

**STATEMENT OF COMMITMENTS - LIST OF
Rs. 25 Lakhs And Above**

<i>Sl No</i>	<i>Name Of Project</i>	<i>Cost of Work & Sanction Order No. (Rs. in lakhs)</i>	<i>Date Of Commencement</i>
(1)	(2)	(3)	(4)
208.	RWS. Scheme at Keikhu Phase-I	Rs.28.33 No.7/216/97-PHE 31-03-97	01-04-97
209.	-do - at Tellou	Rs.28.65 No.7/217/97-PHE 31-03-97	01-04-97
210.	Ret. of Phayeng W/S. Scheme	Rs.29.84 No.7/215/97-PHE 31-03-97	01-04-97
211.	RWS Scheme at Laphupat Tera	Rs.28.34 No.7/210/97-PHE 31-03-97	01-04-97
212.	Procurement of ITH-5 Drilling -Reg.	Rs.29.98 No.7/218/97-PHE 27-03-97	01-04-97
213.	Reh. of Langmeidong W/S. Scheme W/S. Scheme	Rs.29.64 No.7/227/97-PHE 31-03-97	01-04-97
214.	Aug. of Kamjong W/S. Scheme	Rs.82.33 No.7/177/96-PHE 02-01-97	02-01-97
215.	Impvt. of W/S Scheme at Nungba	Rs.51.31 No.7/207/97-PHE 31-03-97	01-04-97
216.	ARWS Scheme at Sagoltongba	Rs.27.70 No.7/211/97-PHE 31-03-97	01-04-97
217.	RWS. Scheme at Kang Samaram	Rs.40.00 No.7/ 88/87-PHE 23-02-88	01-03-88
218.	-do-Heirok P-I & Part-II	Rs.38.44 No.7/104/91-PHE 23-03-96	01-04-96
219.	-do- Irum Turel	Rs.28.85 No.7/ 95/87-PHE 25-03-88	01-04-88

DIX-Contd.

INCOMPLETE CAPITAL WORKS COSTING
As On 31-03-1998

Target Date Of Completion (5)	Revised Cost (if any) (Rs. In Lakhs) (6)	Expenditure upto date		Remarks (9)
		03/97 (7)	03/98 (8)	
31-03-98	-	4.19	7.00	
01-03-98	-	.	8.00	
01-03-99	-	.	10.00	
01-03-98	-	.	25.00	
01-03-98	-	-	25.00	
31-03-98	-	22.82	3.00	
31-03-98	-	46.30	29.50	
31-03-98	-	2.63	31.00	
01-03-99	-	.	12.00	
31-03-98	-	18.35	15.00	
31-03-98	-	29.72	5.00	
31-03-98	-	.	3.00	

**STATEMENT OF COMMITMENTS - LIST OF
Rs. 25 Lakhs And Above**

<i>Sl No</i>	<i>Name Of Project</i>	<i>Cost of Work & Sanction Order No. (Rs. in lakhs)</i>	<i>Date Of Commencement</i>
(1)	(2)	(3)	(4)
220.	Extn. of Pipe Line to Wabagai Kadajit Thingel Leikai & Parts of Tera Urak	Rs.34.12 No.7/ 94/95-PHE (R-26) 28-03-96	01-04-96
221.	Aug. of W/S. Scheme Pallel	Rs.41.07 No.7/ 90/95-PHE 20-02-96	01-03-96
222.	RWS. Scheme at Khangbok Part-III	Rs.26.80 No.Sectt/PHE/RWS/92-93/39 22-03-93	01-04-93
223.	-do- Kwakta	Rs.34.20 No.7/ 47/89-PHE 28-03-90	01-04-96
224.	-do- Wangoo Laikhong Phase-I	Rs.28.69 No.7/ 42/96-PHE (R-58) 30-03-96	01-04-97
225.	RWS Scheme at Sendra	Rs.45.03 No.7/ 98/90-PHE 20-03-91	01-04-91
226.	-do- at Tulihal Muslim	Rs.50.00 No.5/ 68/88-PHE 18-03-89	01-04-89
227.	Extn. of Pipe Line at Leimaching	Rs.26.68 No.7/122/96-PHE 30-03-96	01-04-96
228.	RWS. Scheme at Takhel Sanjenbam	Rs.28.32 No.7/ 37/88-PHE 21-03-89	01-04-89
229.	Extn. of W/S. Scheme at Ningomthong Kitnapanung	Rs.40.40 No.7/108/91-PHE 23-03-92	01-04-92
230.	Impvt. of Kiyamgei Bashikhong	Rs.48.44 No.7/106/96-PHE (R-29) 30-03-96	01-04-98
231.	-do- Lokchao Tenglok Scheme	Rs.41.78 No.7/143/96-PHE (R-59) 30-03-96	01-04-96

DIX-II -Contd.

INCOMPLETE CAPITAL WORKS COSTING
As On 31-03-1998

Target Date Of Completion (5)	Revised Cost (if any) (Rs. In Lakhs) (6)	Expenditure upto date		Remarks (9)
		03/97 (7)	03/98 (8)	
31-03-97	-	3.80	4.00	
31-03-97	-	.	4.00	
31-03-98	-	4.50	2.00	
31-03-98	-	48.93	4.00	
31-03-98	-	.	8.00	
31-03-98	-	57.40	0.50	
01-03-98	-	45.10	4.50	
01-03-98	-	8.28	6.00	
01-03-98	-	25.98	4.00	
01-03-98	-	34.38	5.00	
01-03-98	-	26.39	4.00	
01-03-98	-	31.35	3.00	

**STATEMENT OF COMMITMENTS - LIST OF
Rs. 25 Lakhs And Above**

<i>Sl No</i>	<i>Name Of Project</i>	<i>Cost of Work & Sanction Order No. (Rs. in lakhs)</i>	<i>Date Of Commencement</i>
(1)	(2)	(3)	(4)
232.	Exploration & Drilling of Tube well in village 100 Nos. (in valley) with mud pump Ph-II	Rs.70.13 No.7/ 75/89-PHE 31-03-90	01-04-90
233.	ARWS Scheme at Gangapat	Rs.63.27 No.7/123/96-PHE(R-3) 30-03-96	01-04-96
234.	ARWS. Scheme at Tairenpokpi, Palangsoi & Atong Khuman	Rs.25.58 No.7/139/96-PHE 30-03-96	01-04-96
235.	Aug. of Mayang Imphal W/S Scheme W/S Maintenance Divn. PHED Manipur, (URBAN)	Rs.26.34 No.7/222/97-PHE 31-03-97	02-05-97
236.	Constn. of Clear Water reservoir at (i) Langjing capacity 1.00 lakhs gallons, (ii) at Iroisemba capacity 4.00 lakhs gallons	Rs.45.00 No.7/73/95-PHE(R-8) 30-03-96	30-03-96
237.	Aug. of Langol Water Supply Scheme	Rs.28.95 No.7/53/95-PHE(U-2) 24-01-96	24-01-96
238.	Constn. of ground sump with pump house & at Bamon Leikai Near Thumuthong Bridge i/c. pipe line	Rs.26.20 No.7/95/PHE/95(R-2) 27-03-96	27-03-96
239.	Constn. of Zonal reservoir at Lalambung i/c. clear water main capacity 1.00 lakhs gallons	Rs.79.34 No.7/180/96(U-3) 06-03-97	06-03-97

DIX-II -Contd.

INCOMPLETE CAPITAL WORKS COSTING
As On 31-03-1998

Target Date Of Completion	Revised Cost (if any) (Rs. In Lakhs)	Expenditure upto date		Remarks
		03/97	03/98	
(5)	(6)	(7)		(8)
01-03-98	-	73.84	0.50	
01-03-98	-	34.75	12.70	
01-03-98	-	0.72	15.00	
12/99	-		12.28	Work in progress
30-03-98	-		20.04 27.38	
24-01-98	-		5.85	
27-03-96	-		44.55	
06-03-97	-		68.65	

**STATEMENT OF COMMITMENTS - LIST OF
Rs. 25 Lakhs And Above**

<i>Sl No</i>	<i>Name Of Project</i>	<i>Cost of Work & Sanction Order No. (Rs. in lakhs)</i>	<i>Date Of Commencement</i>
(1)	(2)	(3)	(4)
240.	Water supply system for the Sports complex at Khuman Lampak	Rs.173.12 No.7/171/86-PHE(U-I) 15-11-96	15-11-96
241.	Constn. of over head reservoir at Khwairamband Bazar Phase-II	Rs.72.65 No.7/190/97-PHE 27-03-97	27-03-97
242.	Improvement of Ningthempukhri over head Tank	Rs.25.84 No.7/45/95/PHED(U3) 16-02-96	16-02-96
243.	Aug. of Imphal Water Supply tapping of ground water from Potsangbam (SH:- Laying of distribution Line)	Rs.29.94 No.7/119/96-PHE(U-27) 27-03-96	27-03-96
245.	Replacement of Old & work out pipe i/c constn. Manovation of crossing etc. a) Leimakhong to Kangchup (New Water main) b) Kangchup to Imphal (Clear Water main)	Rs.80.00 No.7/104/96-PHE(U-21) 30-03-96 Rs.134.92 No.7/ 75/95-PHE(U-14) 26-03-96	30-03-96
246.	Providing Diesel Pumpsets (Standly) for important water supply scheme at Imphal Water Supply System Project Constn. Divn. (URBAN)	Rs.41.43 No.7/108/96-PHE(U-23) 30-03-96	30-03-96
247.	Constn. of 3 Nos. of Overhead Tank 1 lakh gallon cap. each with staging & ground sumps at Imphal	Rs.51.65 No.7/ 87/84-PHE 18-02-85	18-02-86
248.	Aug. of Porompat Water Supply Scheme (Phase-II)	Rs.264.50 No.7/5/90-PHE 14-03-91	14-03-91
249.	Aug. of Imphal Water Supply by tapping of ground water from Potsangbam 1.50mgd. (Ph-I)	Rs.287.00 No.7/26/94-PHE 03-08-96	03-08-96

DIX-II Contd.

INCOMPLETE CAPITAL WORKS COSTING
As On 31-03-1998

<i>Target Date Of Completion</i>	<i>Revised Cost (if any) (Rs. In Lakhs)</i>	<i>Expenditure upto date 03/98</i>	<i>Remarks</i>
(5)	(6)	(7)	(8)
31-03-98	253.04	307.01	
27-03-99	-	13.51	
16-02-98	-	0.71	
27-03-96	-	18.29	
30-03-98	-	12.40	
26-03-98	-	66.85	
30-03-98	-	21.19	
18-02-86	72.80	69.00	
.	550.00	526.50	Work in progress
03-08-96	-	285.75	

**STATEMENT OF COMMITMENTS - LIST OF
Rs. 25 Lakhs And Above**

<i>Sl No</i>	<i>Name Of Project</i>	<i>Cost of Work & Sanction Order No. (Rs. in lakhs)</i>	<i>Date Of Commencement</i>
(1)	(2)	(3)	(4)
250.	Aug. of Imphal Water Supply by tapping of ground water from Potsangbam & Sekmai area (Phase-II) 1.50 mgd.	Rs.320.26 7/107/96-PHE(U-22) 25-03-96	Not yet
	Drainage & Sewerage Divn. No.I P.H.E.D. (URBAN)		
251.	Constn. of Drainage System under Nambul Basin Ph-I Stage-II(A)	Rs.73.92 No.7/5/91-PHE 23-05-91	29-05-92
252.	Constn. of Drainage System under Nambul Basin Ph-I Stage-II(B)	Rs.48.18 Sectt/PHE/DRG/92-93/5 30-03-96	30-03-96
253.	-do- Stage-II(C)	Rs.32.38 No.7/62/95-PHE(U-II) 23-03-96	23-03-96
254.	Waishel Basin Ph-I(A)	Rs.85.69 No.7/3/91-PHE 23-05-91	23-05-91
255.	-do- Ph-I Stage-I(B)	Rs.41.37 Sectt/PHE/DRG/92-93/51 30-03-96	30-03-96
256.	-do- Ph-I Stage-I(C)	Rs.25.18 No.7/63/93-PHE(U-12) 20-02-96	20-02-96

DIX-II Contd.

INCOMPLETE CAPITAL WORKS COSTING
As On 31-03-1998

Target Date Of Completion (5)	Revised Cost (if any) (Rs. In Lakhs) (6)	Expenditure upto date 03/98 (7)	Remarks (8)
.	-	.	Work not yet started
29-05-92	-	87.94	
30-03-99	.	51.51	
23-03-99	-	13.08	
23-05-92	-	73.43	
30-03-99	-	42.36	
20-02-99	-	10.93	

**STATEMENT OF COMMITMENTS - LIST OF
Rs. 25 Lakhs And Above**

Sl No	Name Of Project	Cost of Work & Sanction Order No. (Rs. in lakhs)	Date Of Commencement
(1)	(2)	(3)	(4)
257.	Constn. of Low Cost Latrine (i) Thoubal Town	Rs.37.35 No.7/117/87-PHE 24-03-86	24-03-86
258.	(ii) Nambol	Rs.29.28 No.7/11/89-PHE 28-03-88	28-03-88
Drainage & Sewerage Divn. No.II P.H.E.D. (URBAN)			
259.	Implementation of Drainage System in Greater Imphal area under Kongba Basin Stage-I(A)	Rs.64.60 Sectt/PHE/YDS/92-93/35 31-03-93	31-03-93
260.	-do- Stage-I(B)	Rs.38.25 Sectt/PHE/RWS/92-93/52 30-03-94	30-03-94
261.	- do - Stage-I/C	Rs.40.85 No.7/64/95-PHE(U-13) 30-03-96	30-03-96
262.	- do - Stage-I/D	Rs.52.30 7/193/97-PHE 31-03-97	31-03-97
263.	Implementation of Drainage System in Greater Imphal area under Imphal Basin (i) StageI/B	Rs.28.71 Sectt/PHE/RWS/92-93/51 30-03-96	30-03-96
	(ii) Stage-I/C	Rs.30.18 No.7/60/95-PHE(U-9) 30-03-96	30-03-96
264.	-do- under Chandranadi Basin	Rs.42.26 Sectt/PHE/RWS/92-93/49 30-03-96	30-03-96
265.	RWS. Scheme at Keikhu Phase-I	Rs.28.33 No.7/216/97-PHE 31-03-97	01-04-97
266.	-do- at Tellou	Rs.28.65 No.7/217/97-PHE 31-03-97	01-04-97

DIX-II Contd.

INCOMPLETE CAPITAL WORKS COSTING
As On 31-03-1998

Target Date Of Completion (5)	Revised Cost (if any) (Rs. In Lakhs) (6)	Expenditure upto date 03/98 (7)	Remarks (8)
24-03-88	-	19.85	
28-03-90	-	14.52	
31-03-95	.	99.49	
30-03-97	.	55.96	
30-03-99	.	16.39	
31-03-2000	-	10.11	
30-03-99	-	64.72	
30-03-99	-	11.71	
30-03-98	.	14.89	
31-03-98	-	11.19	
01-03-98	-	8.00	

**STATEMENT OF COMMITMENTS - LIST OF
Rs. 25 Lakhs And Above**

<i>Sl No</i>	<i>Name Of Project</i>	<i>Cost of Work & Sanction Order No. (Rs. in lakhs)</i>	<i>Date Of Commencement</i>
(1)	(2)	(3)	(4)
267.	Reh. of Phayeng W/S Scheme	Rs.29.84 No.7/215/97-PHE 31-03-97	01-04-97
268.	Procurement of ITH-5 Drilling Rig.	Rs.29.98 No.7/218/97-PHE 27-03-97	01-04-97
269.	Aug. of Mamjong W/S Scheme	Rs.82.33 No.7/177/96-PHE 02-02-97	02-01-97
270.	Impvt. of W/S. Scheme at Nungba	Rs.51.31 No.7/207/97-PHE 31-03-97	01-04-97
271.	ARWS. Scheme at Sagoltongba	Rs.27.70 No.7/211/97-PHE 31-03-97	01-04-97
272.	RWS. Scheme at Kang Samaram	Rs.40.00 No.7/88/87-PHE 23-02-88	01-03-88
273.	- do - Heirok P-I & Part-II	Rs.38.44 7/104/91-PHE 23-03-96	01-04-96
274.	- do - Irum Turel	Rs.28.85 No.7/95/87-PHE 25-03-88	01-04-88
275.	Extn. of pipe line to Wabagai Kadajit Thingel Leikai & parts of Tera Urak	Rs.34.12 No.7/94/95-PHE 28-03-96	01-04-96
276.	Aug. of W/S. Scheme at Pallel	Rs.41.07 No. 7/90/95-PHE 20-02-96	01-03-96
277.	RWS. Scheme at Khangbok Part-III	Rs.26.80 Sectt/PHE/RWS/92-93/39 22-03-93	01-04-93
278.	-do- at Kwakta	Rs.34.20 No.7/47/89/-PHE 28-03-90	01-04-96

DIX-II Contd.

INCOMPLETE CAPITAL WORKS COSTING
As On 31-03-1998

Target Date Of Completion (5)	Revised Cost (if any) (Rs. In Lakhs) (6)	Expenditure upto date 03/98 (7)	Remarks (8)
01-03-99	-	10.00	
01-03-98	-	25.00	
31-03-98	-	75.80	
31-03-98	.	33.63	
01-03-99	.	12.00	
31-03-98	.	33.35	
31-03-98	-	34.72	
31-03-98	-	3.00	
31-03-97	-	7.80	
31-03-97	.	4.00	
31-03-98	-	6.50	
31-03-98	-	52.93	

**STATEMENT OF COMMITMENTS - LIST OF
Rs. 25 Lakhs And Above**

<i>Sl No</i>	<i>Name Of Project</i>	<i>Cost of Work & Sanction Order No. (Rs. in lakhs)</i>	<i>Date Of Commencement</i>
<i>(1)</i>	<i>(2)</i>	<i>(3)</i>	<i>(4)</i>
279.	- do - Wangoo Laikhong Phase-I	Rs.28.69 No.7/142/96-PHE:(R-58) 30-03-96	01-04-96
280.	RWS. Scheme at Sendra	Rs.45.03 No.7/98/90-PHE 20-03-91	01-04-91
281.	-do- at Tuliha Muslim	Rs.50.00 No.7/68/88-PHE 18-03-89	01-04-89
282.	Extn. of Pipe line at Leimaching	Rs.26.68 No.7/122/96-PHE 30-03-96	01-04-96
283.	RWS. Scheme at Takhel Sanjenbam	Rs.28.32 No.7/37/88-PHE 21-03-89	01-04-89
284.	Extn. of W/S. Scheme at Ningomthong Kitnapanung	Rs.40.40 No.7/106/91-PHE 23-03-92	01-04-92
285.	Impvt. of Kiyamgei Bashikhong	Rs.48.44 7/106/96-PHE(R-29) 30-03-96	01-04-96
286.	- do - Lokchao Tenglok Scheme	Rs.41.78 No.7/143/96-PHE(R-59) 30-03-96	01-04-96
287.	Exploration & Drilling of Tube Well in village 100 Nos (in valley) with mud pump Ph-II	Rs.70.13 No.7/75/89-PHE 31-03-90	01-04-90
288.	ARWS. Scheme at Gangapat	Rs.63.27 No. 7/123/96-PHE(R-39) 30-03-96	01-04-96
289.	ARWS Scheme at Tairenpokpi Palangsoi and Atong Khuman	Rs.25.58 No.7/139/96-PHE 30-03-96	01-04-96

DIX-II Contd.

INCOMPLETE CAPITAL WORKS COSTING

As On 31-03-1998

Target Date Of Completion (5)	Revised Cost (if any) (Rs. In Lakhs) (6)	Expenditure upto date 03/98 (7)	Remarks (8)
31-03-98	-	8.00	
31-03-98	-	57.90	
01-03-98	-	49.60	
01-03-98	.	14.28	
01-03-98	.	4.98	
01-03-98	.	39.38	
01-03-98	-	30.39	
01-03-98	-	34.35	
01-03-98	-	74.30	
01-03-98	.	47.45	
01-03-98	-	15.72	

**STATEMENT OF COMMITMENTS - LIST OF
Rs. 25 Lakhs And Above**

Sl No	Name Of Project	Cost of Work & Sanction Order No. (Rs. in lakhs)	Date Of Commencement
(1)	(2)	(3)	(4)
290.	Director, Education(S) Constn. of 113 Teacher Quarters /School Building under Basic Minimum Services 1996-97.	Rs.169.49 No.25(3)/1/97-SE (S)/BMS 27-03-97	From the date of release of Fund by the Government
291.	Director, Youth Affairs & Sports Constn. of VIP Gallery & General Gallery for Sports at Khuman Lampak	Rs.935.44 No.21/III/93-W 31-03-92	VIP Gallery June 1989 General Gallery September '92
292.	Director, Youth Affairs &Sports Constn. of Main partition Wall to General Gallery	Rs.127.99 No.26/91/95-W 30-03-96	July 1996
293.	Director, Youth Affairs &Sports Constn. of 8-Lane Synthetic Tracks	Rs.273.30 No.26/89/85-W 21-03-96	-
294.	Director, Youth Affairs &Sports Constn. of Segregation Fencing to the Main Play Field	Rs.41.02 No.26/17/96-W 12-08-96	May 1997
295.	Director, Youth Affairs &Sports Constn. of Gallery for Astroturf Hockey Field	Rs.356.00 No.26/71/95-W Dated NIL	July 1996
296.	Director, Youth Affairs &Sports Constn. of Hockey Field (SH: Sub-base constn. of providing & installation of Synthetic Astroturf)	Rs.241.63 No.26/12/95-W 10-10-95	December '95
297.	Director, Youth Affairs &Sports Constn. of Segregation Fencing to Hockey Field	Rs.25.45 No.26/18/96-W 12-08-96	-
298.	Director, Youth Affairs &Sports Constn. of Practice Hoceky Field	Rs.71.46 No.26/88/95-W 14-03-96	June 1996
299.	Director, Youth Affairs &Sports Constn. of Quarters for Coaches & Managers	Rs.66.70 No.26/13/95-W 27-04-95	December '95
300.	Director, Youth Affairs &Sports Constn. of Internal Approach Road.	Rs.287.55 No.26/19/95-W 26-12-95	June 1996

DIX-II Contd.
INCOMPLETE CAPITAL WORKS COSTING
As On 31-03-1998

Target Date Of Completion	Revised Cost (if any) (Rs. In Lakhs)	Expenditure upto date 03/98	Remarks
(5)	(6)	(7)	(8)
Within 3 months from the date of release of Fund	Dose not arise	Nil	The amount was deposited to Govt. Acct. 8449-Other Deposits.
March 1998	1350.00	1250.97	
September 97	140.73	108.32	
March 1998	300.63	.	Tender under scrutiny
December 1997	45.12	.	
December 1997	381.60	225.60	
March 1998	265.79	76.98	
December 1997	28.00	.	Tender under scrutiny
June 1997	78.60	81.34	
June 1997	73.37	69.41	
December 1997	316.64	127.52	

**STATEMENT OF COMMITMENTS - LIST OF
Rs. 25 Lakhs And Above**

Sl No	Name Of Project	Cost of Work & Sanction Order No. (Rs. in lakhs)	Date Of Commencement
(1)	(2)	(3)	(4)
301.	Director, Youth Affairs & Sports Constn. of Cycle Veleedrome	Rs.282.00 No.8/12/94-YAS/S 20-03-95	December '95
302.	Director, Education(S) Constn. of Indoor Stadium	Rs.348.00 No.26/55/95-W 27-12-95	September 1996
303.	Director, Youth Affairs & Sports Constn. of Swimming and Diving Pool	Rs.635.00 No.26/5/96-W 09-08-96	September 1996
304.	Director, Youth Affairs & Sports Constn. of 100 Bedded Hostel	Rs.144.14 No.26/24/96-W 07-11-96	March 1997
305.	Director, Youth Affairs & Sports Constn. of Drainage System for Sports Complex	Rs.327.25 No.26/80/96-W 30-03-96	September 1996
306.	Director, Youth Affairs & Sports Constn. of Parking and Land Development	Rs.115.00 No.26/19/96-W 12-08-96	September 1996
307.	Director, Youth Affairs & Sports Constn. of 400M Running track i/c. Provision of Cricket field	Rs.136.86 No.26/1/96-W 30-05-96	July 1996
308.	Director, Youth Affairs & Sports Constn. of 4 Nos. of Barrack (30 Cap.) 4 Nos. of Barrack (15 cap.) 8 Nos. of Watch Tower and 8 Nos. of Kitchen.	Rs.144.00 No.26/1/96-W 12-08-96	June 1997

DIX-II Contd.

INCOMPLETE CAPITAL WORKS COSTING
As On 31-03-1998

Target Date Of Completion	Revised Cost (if any) (Rs. In Lakhs)	Expenditure upto date 03/98	Remarks
(5)	(6)	(7)	(8)
June 1998	310.22	195.09	80% to be completed during 1997-98
June 1998	1044.00 No.26/119/95-W 30-08-96	225.61	
June 1998	699.00	188.85	
June 1998	157.30	52.20	
December 1997	370.70	73.33	
December 1997	126.50	57.75	
September 1997	153.00	120.37	
March 1998	158.00	.	

**STATEMENT OF COMMITMENTS - LIST OF
Rs. 25 Lakhs And Above**

Sl No	Name Of Project	Cost of Work & Sanction Order No. (Rs. in lakhs)	Date Of Commencement
(1)	(2)	(3)	(4)
309.	Director, Youth Affairs & Sports Constn. of Compound Fencing on Northern, Eastern, Southern sides of sports complex.	Rs.106.60 No.26/25/95-W 07-11-96	April 1997
310.	Director, SCERT. Manipur Kakching DIET -2 Nos.	Rs.75.28 No.7/16/87-S/SE 31-03-97	November '97
311.	Director, SCERT. Manipur Churachandpur DIET - 8 Nos.	Rs.49.00 No.7/16/87-S/SE 31-03-97	Institute Bldg. one -June'94 Ladies Hostel one -Nov.'95 Gents' Hostel one & 5 Qtrs.
312.	Director, SCERT. Manipur Moirang DIET 12- Nos.	Rs.98.57 No.4/12/96-FR(Pt-1) 07-08-96	February 1997
313.	Director, SCERT, Manipur Senapati DIET -13 Nos.	Rs.98.57 No.4/12/96-FR(Pt-1) 07-08-96	May be started in Nov. 97.
314.	Director, SCERT, Manipur Ukhrul DIET - 13 Nos.	Rs.55.00 No.7/34/96-S/SCERT 12-03-97	- do -
315.	Director, SCERT, Manipur Tamenglong DIET -13 Nos.	Rs.55.00 No.7/34/96-S/SCERT 12-03-97	- do -
316.	Director, SCERT, Manipur Chandel DIET -13 Nos.	Rs.55.00 No.7/34/96-S/SCERT 12-03-97	- do -
317.	Director, Sericulture Deptt. Constn. of Type Qtr. 1 No. each at Chandel	Rs.36.07 No.26/70/92-W 27-03-92	-
318.	Director, Sericulture Deptt. Constn. of Type-II Qtr. for Seri. (SH: Constn. of T-II 2 Nos. of Thoubal)	Rs.25.43 No.26/78/91-W 27-08-92	-
319.	Director, Arts & Culture Deptt. Imprv. of Khongjom War Memorial complex at Khongjom (SH: Constn of Pedestral & Car Park.)	Rs.26.87 No.26/101/95-W 21-03-96	March 1996

DIX-II Contd.

INCOMPLETE CAPITAL WORKS COSTING
As On 31-03-1998

Target Date Of Completion	Revised Cost (if any) (Rs. In Lakhs)	Expenditure upto date 03/98	Remarks
(5)	(6)	(7)	(8)
December 1997	117.26	-	
November 1998	For the incomplete work vide RE of GOI DO No.F.43-I/93-TE-II dated 15-09-1994		
To start when law & order is settled.	-	-	
1997-98	- do -	-	The constn. Agency has been requested to submit upto date Exp. statement
Within 1 year from the date of commencement	- do -	-	
- do -	- do -	-	
- do -	- do -	-	
- do -	- do -	-	
-	10.71	0.15	Not completed
-	3.75	2.95	Not yet completed
-	35.00	13.47	

**STATEMENT OF COMMITMENTS - LIST OF
Rs. 25 Lakhs And Above**

Sl No	Name Of Project	Cost of Work & Sanction Order No. (Rs. in lakhs)	Date Of Commencement
(1)	(2)	(3)	(4)
320.	Director, Social Welfare Deptt. Constn. of Office building at Khuman Lampak.	Rs.31.96 No.26/73/84-SW 27-03-84	March 1987
321.	Director, Tourism Deptt. Constn. of Yatri Niwas at Imphal	Rs.35.00 No.3-PYN(4)/96 25-03-96	April 1997
322.	Director, Health Services Constn. of National AIDS Control Cell at Lamphel.	Rs.29.70	1996-97
323.	Director, Health Services Constn. of 2 O.T. Unit on the 2nd. floor at J.N.Hospital Imp.	Rs.28.00 No.26/48/96-W 20-03-91	1996-97
324.	Director, Health Services Churachandpur Dist. -Constn. of Emergency & Casualty Block with link corridor etc. for D.H. at Churachandpur.	Rs.94.71 No.26/60/96-W 29-03-97	1996-97
325.	Director, Health Services Thoubal Dist. -Construction of Haoreibi Makha Leikai CHC.	Rs.63.76 No.26/116/95-W 30-03-96	1996-97
326.	Director, Health Services Ukhrul Dist. - Construction of Kamjong Chassad CHC	Rs.47.46 No.26/61/96-W 29-03-97	1996-97-
327.	TMP, I-E/W (Sh:-Constn. of RMC from RD.11 km. to 12 Kms. i/c. levelling of hill spur from RD .11.27 km. to 11.87 (Ph.I) for the portion from RD.11 km. to 11.54 km.)	Rs.98.08	31-03-1992
328.	- do - Ph-II for the portion from RD.11.54Km. to 12.00Km.	Rs.78.47 No.ACE/TMP/IFC/TS/91-92/1 28-08-91	04-09-92
329.	TMP,I-E/W (Sh:- Constn. of Thoubal RMC from RD.8 km. to 9 kms.)	Rs.31.97 T/S.17.94 No. -do- 29.05.91	16-01-92

DIX-II Contd.

INCOMPLETE CAPITAL WORKS COSTING
As On 31-03-1998

Target Date Of Completion	Revised Cost (if any) (Rs. In Lakhs)	Expenditure upto date 03/98	Remarks
(5)	(6)	(7)	(8)
February 1996	47.27	42.85	Completed
July 1998	.	15.00	
.	.	.	Agency for constn. was given to PDA & money deposited accordingly during 1996-97 but govt. revised the decision & identified PWD as the Agency
.	30.80	5.94	Work being taken up.
.	104.18-	.	Work being taken up
.	70.14	28.43	Work being taken up
.	52.16	.	Work being taken up
30-03-94	.	92.70	In progress
03-09-95	.	35.51	In progress
14-01-94	.	27.48	In progress

**STATEMENT OF COMMITMENTS - LIST OF
Rs. 25 Lakhs And Above**

Sl No	Name Of Project	Cost of Work & Sanction Order No. (Rs. in lakhs)	Date Of Commencement
(1)	(2)	(3)	(4)
330.	TMP, F-C/D Work (Sh:-Constn. of drainage syphon at RD.9.87 Km. TRMC) Balance work	Rs.45.55 T/S.19.86 No. Se/SW/TC-II/TA-TS/2/91-92/96 19-07-91	05-01-96
331.	TMP, I-E/W (Sh:- Constn. of TRMC from RD. 3Kms. to 5Kms.) Balance work. 3km. to 4 km.	Rs.28.56 T/S.8.85 No. Se/SW/TC-II/TC-TS/88/48 08-12-88	07-05-97
332.	TMP, FCD, Works (Sh:-Constn. of Drainage Syphone at RD-27.112 Km.) across Umangkhang stream	Rs.33.59 No.Se/TC-II/SW/Vol-4/95-96/314 28-07-95	23-07-96
333.	TMP, I-E/W (Sh:- Constn. of Thoubal IMC from RD 26.780 Km. to 27.795 Km.)	Rs.32.11 No.CE/I/SSW/TA-TS/3 04-01-93	16-06-93
334.	TMP(Sh:- Constn. of Spillway, Intakes & Water Conductor System)	Rs.1366.00 No.30/12/79-IMC 21-06-80	27-10-89
335.	Desing, Manufacture, erection, Commissioning of Power Component)	Rs.551.58 - do - - do -	11-07-92
336.	TMP, I-E/W (Sh:- Constn. of TLMC from RD 27.795 to 29.115 Km.)	Rs.25.08 No.SE/TC-II.SW/46/Vol-4/92-93/23-A 28-03-92	16-06-93
337.	TMP, FCD-Works (Sh:- Constn. of Canal syphone at RD 25.818 Km. of IMC across Wangjing river	Rs.93.78 No.SE/TC-II/SW/46/93-94/115 09-12-93	02-09-94
338.	TMP: I-E/W (Sh:- Constn. of LMC from RD.24.438 Km. to 26,870 Km.)	Rs.73.00 No.CE/I/SSW/TA-TS/2 Dated 04-01-93	-
339.	Nambul river Flood Control Project Ph-I	Rs.197.00 No.18/16/84-IFC(I) 03-02-92	1992

DIX-II Contd.

INCOMPLETE CAPITAL WORKS COSTING
As On 31-03-1998

Target Date Of Completion	Revised Cost (if any) (Rs. In Lakhs)	Expenditure upto date 03/98	Remarks
(5)	(6)	(7)	(8)
04-01-97	.	13.23	In progress
06-05-98	.	14.58	In progress
.	.	.	The work could not be started due to change of design and specification of canal and the work of D/S. at RD. 24.418 were also delayed.
15-05-94	.	.	The word could not be started due to non-settlement of land dispute and change of canal design.
31-03-2002	5606.55	929.87	.
10-07-94	.	221.01	.
15-05-94	.	.	The word could not be started due to non-settlement of land dispute and change of canal design.
In progress	.	10.36	The work is in progress and completed 40%.
In progress	.	1.77	The work could not be proceeded further due to non-finalisation of land dispute.
2000	1471 (1996)	252.47	-

**STATEMENT OF COMMITMENTS - LIST OF
Rs. 25 Lakhs And Above**

Sl No	Name Of Project	Cost of Work & Sanction Order No. (Rs. in lakhs)	Date Of Commencement
(1)	(2)	(3)	(4)
340.	Wangjing River flood Control Project	Rs.118.00 No. - do -	1989
341.	Merakhong river flood control Project	Rs.116.00 No.18/15/84-IFC 05-11-84	1985
342.	- do - Phase-II	Rs.64.31 No.12/46/91-IFC/7 25-03-92	1992
343.	FCS of Thoubal river from Umangkhong to Kiyam Makha Leikai 8/0 to 11/0 Km.	Rs.430.00 No.12/44/91-IFC(S) 28-03-92	22-07-93
344.	FCS. of Sekmai river from Barrage site to Wabagai bridge (I-Earth work) Ph-II.	Rs.2541.00 No.12/43/91-IFC/4 22-02-92 + No.12/43/91-IFC/4 28-03-92	22-07-93
345.	Constn. of Yatriniwas at Imphal	Rs.35.00 No.7-PYN(4)/96 25-03-96	17-04-97
346.	Constn. of Health Resort at Imphal	Rs.47.90 No.7-PSW(49)/98 29-03-97	17-04-97
347.	Khuga Multipurpose Project	Rs.15 crores No.26/4/80-IFC 12-08-80	1983
348.	Dolaithabi Barrage Project	Rs.18 crores No.15/4/94-IFC(Pt.) 08-08-92	(1) 03-09-93 (2) 29-11-96

DIX-II Concl'd.

INCOMPLETE CAPITAL WORKS COSTING
As On 31-03-1998

Target Date Of Completion	Revised Cost (if any) (Rs. In Lakhs)	Expenditure upto date 03/98	Remarks
(5)	(6)	(7)	(8)
2000	450 (1996)	257.94	-
2000	427.50 (1996)	263.18	-
2000	.	84.67	-
July 1995	.	22.00	Revised estimate is being prepared.
July 1995	.	3.00	Revised Estimate is being prepared.
One year from the date of award of work	.	15.00	
-do-	.	20.00	
By the end of 2000-2001	Latest cost Rs.153.28 crores	Rs.99.3 crores	Latest updated cost to be revised.
By the end of 2000-2001	Rs.45.00 crores	Rs.8.87 crores	The work was awarded to M/s. Jain & Associates but recinded and then the work was again awarded to M/s. RPNN Ltd. resulting delay on comment of work.

