

FINANCE ACCOUNTS
1996-97

GOVERNMENT OF MANIPUR




TABLE OF CONTENTS

	Page (s)
Certificate of the Comptroller and Auditor General of India	(iii)
Introductory	1 - 4
PART I - SUMMARISED STATEMENTS	
No. 1. - Summary of Transactions	5 - 23
No. 2. - Capital Outlay - Progressive Capital Outlay to end of 1996-97.	24 - 26
No. 3. - Debt Position - (i) Statement of Borrowings (ii) Other obligations (iii) Service of Debt	27 - 31
No. 4. - Loans and Advances by State Government (i) Statement of loans and advances (ii) Recoveries in arrears.	32
No. 5. - Guarantees given by the Government for repayment of loans, etc., raised by statutory corporations, local bodies and other institutions.	33 - 34
No. 6. - Cash balances and investments of cash balances	35 - 37
No. 7. - Summary of balances under Consolidated Fund, Contingency Fund and Public Account	38 - 40
PART II - DETAILED ACCOUNTS AND OTHER STATEMENTS.	
A. REVENUE AND EXPENDITURE	
No. 8. - Statement of revenue and expenditure under different heads expressed as a percentage of total revenue/ total expenditure	42 - 44
No. 9. - Statement showing the distribution between Charged and Voted Expenditure	45
No.10. - Detailed Account of Revenue by Minor Heads	46 - 63
No.11. - Detailed Account of expenditure by Minor Heads	64 - 139
No.12. - Detailed statement of capital expenditure during and to end of the year 1996-97	140 - 181

(ii)

- No.13. - Details of investments of Government in Statutory Corporations, Government Companies, Co-operative banks and Societies etc., upto the end of 1996-97 182 - 201
- No.14. - Statement showing the capital and other expenditure (other than on revenue account) to end of 1996-97 and the principal sources from which funds were provided for that expenditure 202 - 204

B. DEBT, CONTINGENCY FUND AND PUBLIC ACCOUNT

- No.15. - Detailed statements of receipts, disbursements and balances under heads of account relating to Debt, Contingency Fund and Public Account 206 - 217
- No.16. - Detailed statement of Debt and Other interest - bearing obligations of Government 218 - 243
- No.17. - Detailed statement of loans and advances made by Government 244 - 251
- No.18. - Statement showing the details of earmarked balances 252 - 253
- Appendix - Statement showing investment of Government as at the end of 1994-95, 1995-96 and 1996-97 and dividend/ interest received therefrom during those years. 254 - 255

****sn****

**CERTIFICATE OF THE COMPTROLLER AND AUDITOR
GENERAL OF INDIA**

This compilation containing the Finance Accounts of the Government of Manipur for the year 1996-97 presents the accounts of the receipts and outgoings of the Government for the year, together with the financial results disclosed by the revenue and capital accounts, the accounts of the public debt and the liabilities and assets as worked out from the balances recorded in the accounts. The Appropriation Accounts of the Government for the year for Grants and Charged Appropriations, presented separately, supplement this compilation.

These accounts have been prepared and examined under my direction in accordance with the requirements of Articles 149 and 151 of the Constitution of India and the Comptroller and Auditor General's (Duties, Powers and Conditions of Service) Act, 1971. Subject to the observations in this compilation and to those in my Report on the accounts of the Government of Manipur for the year 1996-97, the accounts now presented are, according to my information, correct statements of the receipts and outgoings of the Government of Manipur for the year ended 31st March 1997.

V. K. Shunglu

New Delhi,
The

(V.K.SHUNGLU)
Comptroller and Auditor General of India



INTRODUCTORY

1. The accounts of Government are kept in the following three parts :-

Part I	Consolidated Fund
Part II	Contingency Fund
Part III	Public Account

In Part I namely Consolidated Fund, there are two main divisions, viz :-

- (1) Revenue - consisting of sections for 'Receipt heads (Revenue Account)' and 'Expenditure heads (Revenue Account)'.
- (2) Capital, Public Debt, Loans, etc. - consisting of sections for 'Receipt heads (Capital Account)', 'Expenditure heads (Capital Account)' and 'Public Debt, Loans and Advances, etc'.

The Revenue division deals with the proceeds of taxation and other receipts classed as revenue and the expenditure met therefrom, the net result of which represents the revenue surplus or deficit for the year.

In Capital division, the section 'Receipts Heads (Capital Account)' deals with receipts of capital nature which cannot be applied as a set-off to capital expenditure.

The section 'Expenditure Heads (Capital Account)' deals with expenditure met usually from borrowed funds with the object of increasing concrete assets of a material and permanent character. It also includes receipts of a capital nature intended to be applied as a set off against expenditure.

The section 'Public Debt, Loans and Advances, etc.' comprises loans raised and their repayments by Government such as 'Internal Debt' and 'Loans and Advances' made (and their recoveries) by Government. This section also includes certain special types of heads for transactions relating to 'Appropriation to the Contingency Fund' and 'Inter-State Settlement'.

In Part II, namely Contingency Fund, of the accounts, the transactions connected with the Contingency Fund established under Article 267 of the Constitution of India are recorded.

In Part III, namely Public Account, of the accounts, the transactions relating to 'Debt' (other than those included in Part I), 'Deposits', 'Advances', 'Remittances' and 'Suspense' are recorded. The transactions under 'Debt', 'Deposits' and 'Advances', in this part are those in respect of which Government incurs a liability to repay the moneys received or has a claim to recover the amounts paid, together with the repayments of the former ('Debt' and 'Deposits') and the recoveries of the latter ('Advances'). The transactions relating to 'Remittances' and 'Suspense' in this part embrace all merely adjusting heads under which appear such transactions as remittances of cash between treasuries and currency chests, transfers between different accounting circles, etc. The initial debits or credits to these heads will be cleared eventually by corresponding receipts or payments either within the same circle of account or in another account circle.

2. Sectors and Heads of Accounts :- Within each of the sections in Part I mentioned above, the transactions are grouped into sectors such as 'Tax Revenue', 'Non-Tax Revenue' and 'Grants-in-aid and contributions' for the receipt heads (revenue account), and 'General Services', 'Social Services', 'Economic Services' and 'Grants-in-aid and contributions' for expenditure heads. Specific functions or services (such as Education, Sports, Art and Culture, Health and Family Welfare, Water Supply, Sanitation, Housing and Urban Development, etc. in respect of Social Services) are grouped in Sectors for expenditure heads. In Part III (Public Account) also, the transactions are grouped into sectors, such as 'Small Savings', 'Provident Funds', 'Reserve Funds', etc. The Sectors are sub-divided into major heads of account. In some cases, the Sectors are, in addition, sub-divided into sub-sectors before their division into major heads of account.

The major heads are divided into sub-major heads in some cases and minor heads, with a number of subordinate heads, generally known as sub-heads. The sub-heads are further divided into detailed heads. Under each of these heads, the expenditure is shown distributed between charged and voted. Sometimes major heads are also divided into sub-major heads before their further division into minor heads. Apart from the Sectorial and sub-sectorial classification the Major Heads, Sub-Major Heads, Minor Heads, Sub-Heads, Detailed Heads and Object Heads together constitute a six-tier arrangement of the classification structure of the Government Accounts. The major, minor and sub-heads prescribed for the classification of expenditure in the general accounts are not necessarily identical with the Grants, sub-heads and other units of allotments which are adopted by the Governments for Demands for Grants presented to the Parliament or Legislatures but in general a certain degree of correlation is maintained between the Demands for Grants and the Finance Accounts.

The major heads of accounts, falling within the sectors for expenditure heads, generally correspond to functions of Government, while the minor heads, subordinate to them, identify the programmes undertaken to achieve the objectives of the function represented by the major head. The sub-head represents the scheme, the detailed head, the sub-scheme and object head the object level of classification.

3. Coding Pattern

Major Heads :- From 1st April 1987 a four digit Code has been allotted to the major heads, the first digit indicating whether the major head is a Receipt head or Revenue Expenditure head or Capital Expenditure head or a Loan head.

The first digit of code for Revenue Receipt head is either '0' or '1'. Adding 2 to the first digit code of the Revenue Receipt head will give the number allotted to corresponding Revenue Expenditure head; adding another 2, the Capital Expenditure; and another 2, the Loan head of Account. For example, for Crop Husbandry code 0401 represents the Receipt head, 2401 the revenue expenditure head, 4401 Capital Outlay head and 6401 Loan head.

Such a pattern is, however, not relevant for those departments which are not operating Capital/Loan heads of accounts e.g. Department of Supply. In a few cases, where receipt and expenditure are not heavy, certain functions have been combined under a single major head, the functions themselves forming sub-major heads under the Major head.

Sub Major Heads :- A two digit code has been allotted, the code starting from 01 under each Major Head. Where no sub-major head exists it is allotted a Code '00'. The nomenclature 'General' has been allotted Code '80' so that even after further sub-major heads are introduced the Code for 'General' will continue to remain the last one.

Minor Heads :- These have been allotted a three digit code, the codes starting from '001' under each sub major/major head (where there is no sub-major head). Codes from '001' to '100' and few codes '750' to '900' have been reserved for certain standard minor heads. The coding pattern for minor heads has been designed in such a way that in respect of certain minor heads having a common nomenclature under many major/sub-major heads, the same three digit code is adopted as far as possible.

Under this scheme of codification, the receipt major heads (revenue account) are assigned the block numbers from 0020 to 1606, expenditure major heads (revenue account) from 2011 to 3606, expenditure major heads (capital account) from 4046 to 5475, major heads under 'Public Debt' from 6001 to 6004 and those under 'Loans and Advances', 'Inter-State Settlement' and 'Transfer to Contingency Fund' from 6075 to 7999. The code number 4000 has been assigned for Capital receipt major head. The only major head 'Contingency Fund' in Part II 'Contingency Fund' has been assigned the code number 8000. The major heads in the Public Account are assigned the code numbers from 8001 to 8999.

4. The transactions included in these accounts represent mainly the actual cash receipts and disbursements during the financial year April to March as distinguished from amounts due to or from Government during the same period. The cash basis system is, however, not entirely suitable for recording the transactions and presenting the true state of affairs of Government commercial undertakings run on commercial principles. The detailed accounts of this class of undertakings are, therefore, maintained outside the regular accounts in proper commercial form and are subject to test check by the Indian Audit and Accounts Department.

5. The figures of actuals shown in these accounts are net, after taking into account the recoveries, although the Demands for Grants presented to Legislature and the Appropriation Accounts are for gross expenditure and exclude the credits and recoveries which are otherwise taken as reduction of expenditure.

PART - I
SUMMARISED STATEMENTS

**STATEMENT
SUMMARY OF**

Receipts	Actuals	
(1)	1995-96 (2)	1996-97 (3)
	<i>(In lakhs of rupees)</i>	
PART I CONSOLIDATED		
(I) Revenue		
Receipt Heads (Revenue Account)		
A. Tax Revenue		
<i>(a) Taxes on Income and Expenditure</i>		
0021. Taxes on Income other than Corporation Tax	31,42.53	38,18.00
0028. Other Taxes on Income and Expenditure	4,32.08	5,13.60
	<hr/>	<hr/>
Total : (a) Taxes on Income and Expenditure	35,74.61	43,31.60
	<hr/>	<hr/>
<i>(b) Taxes on Property and Capital Transactions</i>		
0029. Land Revenue	43.66	75.99
0030. Stamps and Registration Fees	1,15.08	1,40.07
	<hr/>	<hr/>
Total : (b) Taxes on Property and Capital Transactions	1,58.74	2,16.06
	<hr/>	<hr/>
<i>(c) Taxes on Commodities and Services</i>		
0037. Customs
0039. State Excise	1,59.28	1,79.54
0040. Sales Tax	17,63.56	19,29.53
0041. Taxes on Vehicles	1,34.01	1,34.33
0042. Taxes on Goods and Passengers	38.21	37.76
0043. Taxes and Duties on Electricity	0.06	0.11
0045. Other Taxes and Duties on Commodities and Services	1,04.16	1,07.36
	<hr/>	<hr/>
Total : (c) Taxes on Commodities and Services	21,99.28	23,88.62
	<hr/>	<hr/>
Total : A. Tax Revenue	59,32.63	69,36.28
	<hr/>	<hr/>
B. Non-Tax Revenue		
<i>(a) Fiscal Services</i>		
0047. Other Fiscal Services	...	0.14
	<hr/>	<hr/>
Total : (a) Fiscal Services	...	0.14
	<hr/>	<hr/>
<i>(b) Interest Receipts, Dividends and Profits</i>		
0049. Interest Receipts	1,20.38	1,04.62
0050. Dividends and Profits	0.08	2.15
	<hr/>	<hr/>
Total : (b) Interest Receipts, Dividends and Profits	1,20.46	1,06.77
	<hr/>	<hr/>

NO.1
TRANSACTIONS

	Disbursements (4)	Actuals	
		1995-96 (5)	1996-97 (6)
FUND			
Expenditure Heads (Revenue Account)			
A. General Services			
(a) <i>Organs of State</i>			
2011.	Parliament/State/Union Territory Legislatures	3,08.88	3,43.47
2012.	President, Vice-President/Governor/Administrator of Union Territories	73.31	74.27
2013.	Council of Ministers	1,43.05	1,27.67
2014.	Administration of Justice	3,46.60	5,00.34
2015.	Elections	2,90.19	5,07.87
	Total : (a) <i>Organs of State</i>	11,62.03	15,53.62
(b) <i>Fiscal Services</i>			
(ii) Collection of Taxes on Property and Capital Transactions			
2029.	Land Revenue	4,58.84	5,38.90
2030.	Stamps and Registration	21.73	26.31
	Total : (ii) Collection of Taxes on Property and Capital Transactions	4,80.57	5,65.21
(iii) Collection of Taxes on Commodities and Services			
2039.	State Excise	66.77	76.32
2040.	Sales Tax	74.70	85.82
2041.	Taxes on Vehicles	96.08	1,19.90
2045.	Other Taxes and Duties on Commodities and Services	4.87	5.25
	Total : (iii) Collection of Taxes on Commodities and Services	2,42.42	2,87.29
(iv) Other Fiscal Services			
2047.	Other Fiscal Services	19.63	23.54
	Total : (iv) Other Fiscal Services	19.63	23.54
	Total : (b) <i>Fiscal Services</i>	7,42.62	8,76.04

**STATEMENT
SUMMARY OF**

Receipts	Actuals	
(1)	1995-96 (2)	1996-97 (3)
	<i>(In lakhs of rupees)</i>	

**PART I CONSOLIDATED
(I) Revenue**

Receipt Heads (Revenue Account) - Contd.		
B. Non-Tax Revenue - Contd.		
(c) Other Non-Tax Revenue		
<i>(i) General Services</i>		
0051. Public Service Commission	15.69	0.32
0055. Police	2,31.03	1,99.39
0056. Jails	0.30	0.15
0058. Stationery and Printing	5.36	16.12
0059. Public Works	2,18.88	3,01.89
0070. Other Administrative Services	2,62.93	60.95
0071. Contributions and Recoveries towards Pension and Other Retirement Benefits	8.89	13.31
0075. Miscellaneous General Services	15,85.83	20,50.30
	<u>23,28.91</u>	<u>26,42.43</u>
<i>(ii) Social Services</i>		
0202. Education, Sports, Art and Culture	1,64.94	74.05
0210. Medical and Public Health	41.75	49.55
0211. Family Welfare	0.78	0.27
0215. Water Supply and Sanitation	38.52	79.55
0216. Housing	28.32	30.96
0217. Urban Development	9.79	*
0220. Information and Publicity	2.51	2.69
0230. Labour and Employment	0.39	0.69
0235. Social Security and Welfare	1,79.34	49.08
0250. Other Social Services	...	**
	<u>4,66.34</u>	<u>2,86.84</u>

* Rs. 150 only

** Rs. 329 only

**NO.1
TRANSACTIONS**

	Disbursements (4)	Actuals	
		1995-96 (5) (In lakhs of rupees)	1996-97 (6)
FUND - Contd.			
Contd.			
Expenditure Heads (Revenue Account) - Contd.			
A. General Services - Concl'd.			
(c) Interest Payments and Servicing of Debt			
2049.	Interest Payments	57,54.99	65,59.51
Total : (c) Interest Payments and Servicing of Debt		57,54.99	65,59.51
(d) Administrative Services			
2051.	Public Service Commission	42.82	49.05
2052.	Secretariat - General Services	4,75.57	7,55.15
2053.	District Administration	4,98.89	5,45.73
2054.	Treasury Accounts and Administration	1,90.18	2,04.94
2055.	Police	71,69.10	76,95.23
2056.	Jails	2,43.68	2,68.37
2058.	Stationery and Printing	1,30.43	1,74.79
2059.	Public Works	6,12.65	2,08.78
2070.	Other Administrative Services	5,59.37	6,33.69
Total : (d) Administrative Services		1,00,22.69	1,05,35.73
(e) Pensions and Miscellaneous General Services			
2071.	Pensions and Other Retirement Benefits	32,30.20	46,63.36
2075.	Miscellaneous General Services	31.48	25.05
Total : (e) Pensions and Miscellaneous General Services		32,61.68	46,88.41
Total : A. General Services		2,09,44.01	2,42,13.31

**STATEMENT
SUMMARY OF**

Receipts (1)	Actuals	
	1995-96 (2) (In lakhs of rupees)	1996-97 (3)
PART I CONSOLIDATED		
(I) Revenue		
Receipt Heads (Revenue Account) - Contd.		
B. Non-Tax Revenue - Concl'd.		
<i>(c) Other Non-Tax Revenue - Concl'd.</i>		
<i>(iii) Economic Services</i>		
0401. Crop Husbandry	16.94	39.81
0402. Soil and Water Conservation		0.34
0403. Animal Husbandry	12.63	15.19
0404. Dairy Development	11.96	9.12
0405. Fisheries	6.75	4.36
0406. Forestry and Wild Life	2,30.04	2,80.92
0407. Plantations
0408. Food Storage and Warehousing	0.18	0.06
0425. Co-operation	4.89	10.19
0435. Other Agricultural Programmes	1.57	1.22
0515. Other Rural Development Programmes	3,09.06	6.05
0701. Major and Medium Irrigation	31.28	57.30
0702. Minor Irrigation	1.22	0.45
0801. Power	9,24.69	18,17.86
0802. Petroleum	0.16	0.09
0810. Non Conventional Sources of Energy	5.38	9.23
0851. Village and Small Industries	66.13	11.20
0852. Industries	0.03	1.63
0853. Non-ferrous Mining and Metallurgical Industries	0.40	1.03
0875. Other Industries	*	**
1054. Roads and Bridges	5.48	22.87
1425. Other Scientific Research	2.09	0.59
1452. Tourism	1.70	2.11
1475. Other General Economic Services	1.55	2.32
Total : <i>(iii) Economic Services</i>	16,34.13	22,93.94
Total : <i>(c) Other Non-Tax Revenue</i>	44,29.38	52,23.22
Total : B. Non-Tax Revenue	45,49.84	53,30.13

* Rs. 113 only

** Rs. 87 only

NO.1
TRANSACTIONS

Disbursements (4)	Actuals	
	1995-96 (5)	1996-97 (6)
(In lakhs of rupees)		
FUND - Contd.		
Contd.		
Expenditure Heads (Revenue Account) - Contd.		
B. Social Services		
(a) Education, Sports, Art and Culture		
2202. General Education	1,40,91.91	1,65,20.65
2203. Technical Education	1,07.57	1,21.04
2204. Sports and Youth Services	5,54.54	5,36.39
2205. Art and Culture	2,51.23	2,17.75
Total : (a) Education, Sports, Art and Culture	1,50,05.25	1,73,95.83
(b) Health and Family Welfare		
2210. Medical and Public Health	30,69.30	34,78.70
2211. Family Welfare	5,98.83	5,80.72
Total : (b) Health and Family Welfare	36,68.13	40,59.42
(c) Water Supply, Sanitation, Housing and Urban Development		
2215. Water Supply and Sanitation	9,83.02	12,01.85
2216. Housing	1,63.23	1,57.61
2217. Urban Development	3,55.13	6,92.73
Total : (c) Water Supply, Sanitation, Housing and Urban Development	15,01.38	20,52.19
(d) Information and Broadcasting		
2220. Information and Publicity	1,13.89	1,28.75
Total : (d) Information and Broadcasting	1,13.89	1,28.75
(e) Welfare of Scheduled Castes, Scheduled Tribes and Other Backward Classes		
2225. Welfare of Scheduled Castes, Scheduled Tribes and Other Backward Classes	14,63.04	17,90.93
Total : (e) Welfare of Scheduled Castes, Scheduled Tribes and Other Backward Classes	14,63.04	17,90.93

**STATEMENT
SUMMARY OF**

Receipts	Actuals	
(1)	1995-96 (2)	1996-97 (3)
	<i>(In lakhs of rupees)</i>	

**PART I CONSOLIDATED
(I) Revenue -**

Receipt Heads (Revenue Account) - Contd.

C. Grants-In-Aid and Contributions		
1601. Grants-in-aid from Central Government	4,52,47.95	5,06,57.01
1603. States' Share of Union Excise Duties	1,34,38.00	1,93,67.00
Total : C Grants-In-Aid and Contributions	<u>5,86,85.95</u>	<u>7,00,24.01</u>
Total : Receipt Heads (Revenue Account)	<u>6,91,68.42</u>	<u>8,22,90.42</u>

10.1
TRANSACTIONS

	Actuals	
	1995-96 (5) (In lakhs of rupees)	1996-97 (6)
Disbursements		
(4)		
FUND - Contd.		
Contd.		
Expenditure Heads (Revenue Account) - Contd.		
B. Social Services - Concl'd.		
<i>(f) Labour and Labour Welfare</i>		
2230. Labour and Employment	2,20.10	2,89.09
Total : <i>(f) Labour and Labour Welfare</i>	2,20.10	2,89.09
<i>(g) Social Welfare and Nutrition</i>		
2235. Social Security and Welfare	12,92.20	13,74.72
2236. Nutrition	2,04.02	1,71.38
2245. Relief on account of Natural Calamities	2,56.00	53.50
Total : <i>(g) Social Welfare and Nutrition</i>	17,52.22	15,99.60
<i>(h) Others</i>		
2250. Other Social Services	34.52	46.04
2251. Secretariat - Social Services	93.82	1,32.29
Total : <i>(h) Others</i>	1,28.24	1,78.33
Total : B. Social Services	2,38,52.25	2,74,94.14
C. Economic Services		
<i>(a) Agriculture and Allied Activities</i>		
2401. Crop Husbandry	15,60.13	20,88.74
2402. Soil and Water Conservation	9,33.83	10,07.94
2403. Animal Husbandry	11,23.36	13,58.23
2404. Dairy Development	1,40.08	45.00
2405. Fisheries	5,12.54	5,61.99
2406. Forestry and Wild Life	15,44.72	14,40.98
2407. Plantations	17.54	17.91
2408. Food Storage and Warehousing	6,10.55	3,37.78
2415. Agricultural Research and Education	1,20.65	1,35.47
2425. Co-operation	3,88.59	4,31.62
2435. Other Agricultural Programmes	7.63	10.18
Total : <i>(a) Agriculture and Allied Activities</i>	69,59.62	74,35.84

**STATEMENT
SUMMARY OF**

Receipts	Actuals	
(1)	1995-96 (2) <i>(In lakhs of rupees)</i>	1996-97 (3)

PART I CONSOLIDATED
(I) Revenue -

NO.1
TRANSACTIONS

	Disbursements (4)	Actuals	
		1995-96 (5)	1996-97 (6)
<i>(In lakhs of rupees)</i>			
FUND - Contd.			
Contd.			
Expenditure Heads (Revenue Account) - Contd.			
C. Economic Services - Contd.			
(b) Rural Development			
2501.	Special Programmes for Rural Development	3,14.38	4,60.44
2505.	Rural Employment	7,09.90	5,55.37
2515.	Other Rural Development Programmes	5,44.66	7,64.28
Total : (b) Rural Development		15,68.94	17,80.09
(c) Special Areas Programmes			
2552.	North Eastern Areas	83.16	18.97
Total : (c) Special Areas Programmes		83.16	18.97
(d) Irrigation and Flood Control			
2701.	Major and Medium Irrigation	4,33.01	4,58.81
2702.	Minor Irrigation	82.31	1,88.41
2705.	Command Area Development	2,52.04	3,07.80
2711.	Flood Control and Drainage	5,25.44	6,57.15
Total : (d) Irrigation and Flood Control		12,92.80	16,12.17
(e) Energy			
2801.	Power	30,73.44	49,76.28
2810.	Non-Conventional Sources of Energy	52.95	59.46
Total : (e) Energy		31,26.39	50,35.74
(f) Industry and Minerals			
2851.	Village and Small Industries	13,48.11	15,87.60
2852.	Industries	43.82	39.90
2853.	Non-ferrous Mining and Metallurgical Industries	52.43	63.11
Total : (f) Industry and Minerals		14,44.36	16,90.61
(g) Transport			
3054.	Roads and Bridges	8,32.46	8,52.68
3055.	Transport	14.49	08.51
Total : (g) Transport		8,46.95	8,61.19

**STATEMENT
SUMMARY OF**

Receipts	Actuals	
(1)	1995-96 (2)	1996-97 (3)
	<i>(In lakhs of rupees)</i>	

**PART I CONSOLIDATED
(I) Revenue -**

(2) Capital, Public Debt, Loans etc.

E. Public Debt			
6003.	Internal Debt of the State Government	99,77.70	2,93,73.72
6004.	Loans and Advances from the Central Government	23,58.00	65,41.26
Total : E. Public Debt		1,23,35.70	3,59,14.98
F. Loans and Advances			
	Recoveries of Loans and Advances	89.42	82.49
Total : F. Loans and Advances		89.42	82.49 4/
Total : Consolidated Fund		8,15,93.54	11,82,87.89

**NO.1
TRANSACTIONS**

Disbursements (4)	Actuals	
	1995-96 (5)	1996-97 (6)
<i>(In lakhs of rupees)</i>		
FUND - Concl'd.		
Concl'd.		
Expenditure Heads (Revenue Account) - Concl'd.		
C. Economic Services - Concl'd.		
(i) Science, Technology and Environment		
3425. Other Scientific Research	80.25	66.46
3435. Ecology and Environment	25.73	39.16
Total : (i) Science, Technology and Environment	1,05.98	1,05.62
(j) General Economic Services		
3451. Secretariat - Economic Services	13,10.15	3,99.81
3452. Tourism	59.90	67.19
3453. Foreign Trade and Export Promotion
3454. Census Surveys and Statistics	2,21.10	2,45.78
3475. Other General Economic Services	61.55	70.23
Total : (j) General Economic Services	16,52.70	7,83.01
Total : C. Economic Services	1,70,80.90	1,93,23.24
Total : Expenditure Heads (Revenue Account)	6,18,77.16	7,10,30.69
Revenue Surplus	72,91.26	1,12,59.73
(2) Capital, Public Debt, Loans etc.		
Expenditure Heads (Capital Account)		
(Figures for each Major Head are given in Statement No.2)		
	1,75,20.16	2,62,55.21
E. Public Debt		
6003. Internal Debt of the State Government	60,67.70	2,21,04.51
6004. Loans and Advances from the Central Government	10,12.62	33,71.89
Total : E. Public Debt	70,80.32	2,54,76.40
F. Loans and Advances		
Loans and Advances	3,35.95	7,82.33
Total : F. Loans and Advances	3,35.95	7,82.33
Total : Consolidated Fund	8,68,13.59	12,35,44.63

**STATEMENT
SUMMARY OF**

Receipts	Actuals	
(1)	1995-96 (2)	1996-97 (3)
	<i>(In lakhs of rupees)</i>	
PART III - PUBLIC		
I. Small Savings, Provident Funds, etc. (B)	49,89.65	<u>56,03.38</u>
J. Reserve Funds (C)		
Reserve Funds not bearing Interest	2,35.05	...
K. Deposits and Advances (C)		
Deposits not bearing Interest	59,77.81	86,00.46
Advances	7,88.87	...
L. Suspense and Miscellaneous (C)	4,94,45.30	4,42,15.94
M. Remittances (C)	3,48,90.36	4,78,00.61
	<u>9,63,27.04</u>	<u>10,62,20.39</u>
Total : Public Account		
Total : Receipts	17,79,20.58	22,45,08.28
Opening Cash Balance :	(-) 36,95.83	(-) 51,71.86
Grand Total :	<u>17,42,24.75</u>	<u>21,93,36.42</u>

(B) A more detailed account is given in Statement No.16

(C) A more detailed account is given in Statement No.15

**NO.1
TRANSACTIONS**

	Disbursements (4)	Actuals	
		1995-96 (5)	1996-97 (6)
		<i>(In lakhs of rupees)</i>	
ACCOUNT			
I. Small Savings, Provident Funds, etc. (B)	44,07.99		46,48.99
J. Reserve Funds (C)			
Reserve Funds not bearing Interest	2.17		1.26
K. Deposits and Advances (C)			
Deposits bearing Interest
Deposits not bearing Interest	52,54.98		53,08.26
Advances	7,44.67		...
L. Suspense and Miscellaneous (C)	4,80,13.24		4,35,68.88
M. Remittances (C)	3,41,59.97		4,19,79.92
Total : Public Account	9,25,83.02		9,55,07.31
Total : Disbursements	17,93,96.61		21,90,51.94
Closing Cash Balance :	(-) 51,71.86		2,84.48
Grand Total :	17,42,24.75		21,93,36.42

(B) A more detailed account is given in Statement No.16

(C) A more detailed account is given in Statement No.15

STATEMENT NO.1 - Contd.

Explanatory Notes

1. The transactions on revenue account resulted in surplus of Rs.112.60 crores in 1996-97 as against surplus of Rs. 72.91 crores in 1995-96. Taking into account the transactions other than on revenue account, Public Account, there was an overall surplus of Rs.54.56 crores during 1996-97 as against surplus deficit of Rs.14.76 crores during 1995-96 as indicated below :-

(1)	1995-96 (2)	1996-97 (3)
	(In crores of rupees)	
Opening Cash Balance	(-) 36.96	(-) 51.72
<i>Part I - Consolidated Fund</i>		
(a) Transactions on Revenue Account		
(i) Receipts	6,91.68	8,22.90
(ii) Expenditures	6,18.77	7,10.30
(iii) Revenue surplus (+)/ deficit (-)	(+ 72.91	(+ 1,12.60
(b) Transactions other than on Revenue Account		
(i) Capital expenditure-Payments (-)	(-) 1,75.20	(-) 2,62.55
(ii) Public Debt (net) -Receipts (+)/ Payments (-)	(+ 52.55	(+ 1,04.38
(iii) Loans and Advances by the State Government (net) - Payments (-)	(-) 2.46	(-) 7.00
Total : Consolidated Fund - (net)	<u>(-) 52.20</u>	<u>(-) 52.57</u>
<i>Part III - Public Account</i>		
Small Savings, Provident Funds, Reserve Funds, Deposits and Advances and Suspense and Miscellaneous (net)-Receipts (+)/ Payments (-)	(+ 30.14	(+ 48.92
Remittances (net)-Receipts (+)/ Payments (-)	(+ 7.30	(+ 58.21
Total : Public Account (net) -Receipts (+)/ Payments (-)	<u>(+) 37.44</u>	<u>(+) 1,07.13</u>
Overall deficit (-)/surplus (+)	(-) 14.76	54.56
Closing Cash Balance	(-) 51.72	2.84

STATEMENT NO.1 - Contd.

2.(a) Receipts from Government of India:Of the revenue receipts of Rs.8,22.90 crores in 1996-97, Rs.7,38.42 crores were received from the Government of India as follows :-

	Amount (In crores of rupees)
(i) Share of net proceeds of Taxes on Income other than Corporation Tax	38.18
Union Excise Duties	1,93.67
(ii) Grants-in-aid from the Central Government	5,06.57
Total :	<u>7,38.42</u>

(b) Revenue raised by the Government :

The revenue raised by the State Government was Rs.84.49 crores and comprised of the following :

(In crores of rupees)

(i) Tax Revenue	32.71
(ii) Non-Tax Revenue	51.78
	<u>84.49</u>

3. Taxation changes during the year : No new tax was levied during the year.

4. Revenue receipts : There was a net increase of Rs.131.22 crores in the revenue receipts from Rs.6,91.68 crores in 1995-96 to Rs.8,22.90 crores in 1996-97. The increase occurred mainly under :-

Major head of account (1)	Increase (2) (In crores of rupees)	Main reasons (3)
0021. Taxes on Income other than Corporation Tax	6.75	Increase in share of net proceeds assigned to States (Rs.6.78 crores).
0040. Sales Tax	1.66	More receipts under States Sales Tax (Rs.1.66 crores) and Tax on sale of motor spirits and lubricants.
1601 Grants-in-aid from Central Government	54.09	Increase in grants-in-aid from Central Government (Rs. 54.09 crores)
0075 Miscellaneous General Services	4.64	More receipts of income under State lotteries
0801 Power	8.93	More receipts under Other receipts (Rs. 8.93 crores).
1603. State Share of Union Excise Duties	59.29	Increase in State Share of Union Excise Duties (Rs.59.29 crores).

STATEMENT NO.1 - Contd.

These increases were partly off-set by decreases mainly under :-

Major head of account (1)	Decrease (2) (In crores of rupees)	Main reasons (3)
0235. Social Security and Welfare	0.70	Less receipt under other receipts.
0515. Other Rural Development Programmes	3.03	Less receipt from Community Development Project.

5. *Expenditure on Revenue Account* : There was a net increase of Rs.91.54 crores in the expenditure on Revenue account from Rs.6,18.77 crores in 1995-96 to Rs.7,10.31 crores in 1996-97. The increase occurred mainly under :-

Major head of account (1)	Increase (2) (In crores of rupees)	Main reasons (3)
2049. Interest Payments	8.05	More payment of interest on Internal Debt (Rs.4.01 crores). Interest on Small Savings, Provident Funds etc.(Rs.1 crore) which was off-set by less payment of interest on Loans and Advances from Central Government (Rs.3.04 crores).
2052. Secretariat - General Services	1.80	More expenditure on Secretariat Services.
2055. Police	5.26	More expenditure on District Police (Rs.2.96 crores) & Wireless and computers (Rs.3.33 crores).

STATEMENT NO. 1 - Contd.

Major head of account (1)	Increase (2) (In crores of rupees)	Main reasons (3)
2071. Pensions and other retirement benefits	14.33	More payment of superannuation and retirement benefits (Rs.12.47 crores), Family Pension (Rs. 1.86 crores)
2202. General Education	24.29	Increase in expenditure on Government Elementary Education (Rs.17.02 crores), Examination(Rs.3.11 crores), University and Higher Education(Rs.1.76 crores).
2210. Medical and Public Health	4.09	Increase in expenditure on Rural Health Service - Allopathy(Rs.2.21 crores) and Public Health(Rs.2.37 crores).
2215. Water Supply Sanitation	2.19	Increase in expenditure on Direction and Sewerage Services(Rs.4.82 crores) which was partly offset by less expenditure on Direction and Administration(Rs.3.02 crores).
2222. Welfare of Scheduled Castes, Scheduled Tribes and Other Backward Classes	3.28	Increase in expenditure on Tribal Area Sub-plan (Rs.1 crore), and other expenditure (Rs.2.00 crores).
2401. Crope Husbandry	5.29	Increase in expenditure on Food grain crops(Rs.6.31 crores).
2801. Power	19.03	More expenditure on Hydel Generation(Rs.9.19 crores) and Diesel/Gas Power Generation(Rs.9.84 crores).

STATEMENT NO.1 - Concl'd.

These increases were partly off-set by decreases as under :

Major Head of Account	Decrease (In crores of rupees)	Main Reasons
2059.	4.04	Decrease due to more recovery on Direction and Administration (Rs.1.88 crores) and Suspense (Rs.3.11 crores)
3451. Secretariat Economic Services	9.10	Decrease in expenditure on Secretariat Services (Rs.11.77 crores)

STATEMENT NO. 2
CAPITAL OUTLAY-PROGRESSIVE CAPITAL OUTLAY TO THE END OF 1996-97

Nature of expenditure (1)	Expenditure to the end of 1995-96 (2)	Expenditure during 1996-97 (3)	Expenditure to the end of 1996-97 (4)
(In lakhs of rupees)			
4059. Capital Outlay on Public Works	75,41.92	7,48.01	82,89.93
4070. Capital Outlay on Other Administrative Services	64.27	...	64.27
4202. Capital Outlay on Education, Sports, Art and Culture	57,81.25	<u>39,07.36</u>	96,88.61
4210. Capital Outlay on Medical and Public Health	18,87.39	<u>29.21</u>	19,16.60
4211. Capital Outlay on Family Welfare	2,71.13	49.06	3,20.19
4215. Capital Outlay on Water Supply and Sanitation	2,13,52.31	31,41.07	2,44,93.38
4216. Capital Outlay on Housing	52,49.52	3,97.97	56,47.49
4217. Capital Outlay on Urban Development	16,27.39	4,52.38	20,79.77
4220. Capital Outlay on Information and Publicity	15.78	0.85	16.63
4225. Capital Outlay on Welfare of Scheduled Castes, Scheduled Tribes and other Backward Classes	1,34.99	...	1,34.99
4235. Capital Outlay on Social Security and Welfare	1,45.04	9.72	1,54.76
4250. Capital Outlay on other Social Services	1,19.76	19.37	1,39.13
4401. Capital Outlay on Crop Husbandry	10,57.90	1.28	10,59.18
4402. Capital Outlay on Soil and Water Conservation	18,29.22	9.67	18,38.89
4403. Capital Outlay on Animal Husbandry	5,87.49	2,21.73	8,09.22
4404. Capital Outlay on Dairy Development	1,06.87	6.29	1,13.16
4405. Capital Outlay on Fisheries	2,66.10	13.15	2,79.25
4406. Capital Outlay on Forestry and Wild Life	7.42	...	7.42

STATEMENT NO. 2 - Contd.
CAPITAL OUTLAY-PROGRESSIVE CAPITAL OUTLAY TO THE END OF 1996-97

Nature of expenditure (1)	Expenditure to the end of 1995-96 (2)	Expenditure during 1996-97 (3)	Expenditure to the end of 1996-97 (4)
	(In lakhs of rupees)		
4408. Capital Outlay on Food Storage and Warehousing	3,89.28	1,25.27	5,14.55
4415. Capital Outlay on Agricultural Research and Education	6,33.71	65.56	6,99.27
4416. Investments in Agricultural Financial Institutions	1,13.36	15.00	1,28.36
4425. Capital Outlay on Co-operation	15,01.83	45.07	15,46.90
4515. Capital Outlay on other Rural Develop- ment Programmes	18.22	9.98	28.20
4552. Capital Outlay on North Eastern Areas	56,28.06	1,65.62	57,93.68
4701. Capital Outlay on Major and Medium Irrigation	2,99,75.70	35,58.03	3,35,33.73
4702. Capital Outlay on Minor Irrigation	30,98.11	4,44.29	35,42.40
4705. Capital Outlay on Command Area Development	13.61	...	13.61
4711. Capital Outlay on Flood Control Projects	34,79.86	4,20.94	39,00.80
4801. Capital Outlay on Power Projects	2,98,25.34	44,12.62	3,42,37.96
4851. Capital Outlay on Village and Small Industries	10,33.89	1,76.76	12,10.65
4852. Capital Outlay on Iron and Steel Industries	17.11	...	17.11
4853. Capital Outlay on Non-Ferrous Mining and Metallurgical Industries	38.17	0.20	38.37
4854. Capital Outlay on Cement and Non- metallic Mineral Industries	29.85	...	29.85
4859. Capital Outlay on Telecommunication and Electronic Industries	1,59.40	30.00	1,89.40

STATEMENT NO. 2 - Concl'd.
CAPITAL OUTLAY-PROGRESSIVE CAPITAL OUTLAY TO THE END OF 1996-97

Nature of expenditure (1)	Expenditure to the end of 1995-96 (2)	Expenditure during 1996-97 (3)	Expenditure to the end of 1996-97 (4)
(In lakhs of rupees)			
4860. Capital Outlay on Consumer Industries	21,08.94	41.71	21,50.65
4885. Other Capital Outlay on Industries and Minerals	3,07.55	...	3,07.55
5054. Capital Outlay on Roads and Bridges	3,20,11.94	<u>75,07.55</u>	3,95,19.49
5055. Capital Outlay on Road Transport	25,33.93	1,59.16	26,93.09
5425. Capital Outlay on other Scientific and Environmental Research	42.95	12.83	55.78
5452. Capital Outlay on Tourism	3,83.21	57.50	4,40.71
Total :	<u>16,13,89.77</u>	<u>2,62,55.21</u>	<u>18,76,44.98</u>

Explanatory Notes

1. The Government invested Rs.4,47.50 lakhs during 1996-97 in Statutory Corporations (Rs.86.70 lakhs), Government Companies (Rs.3,12.22 lakhs) and Co-operative Institutions (Rs.48.58 lakhs). The details of the Government investments as at the end of March 1997 are given in Statement No.13. The investments as at the end of 1994-95, 1995-96 and 1996-97 as also Dividend/Interest received by the Government thereon during those years are given in Appendix at the last page.

2. The financial results of the working of the departmentally managed Commercial Undertakings as disclosed in the latest available Proforma Accounts are as follows :

(i) 4408 Capital Outlay on Food Storage and Warehousing :

The accumulated loss by the Food and Civil Supply Department on the "Scheme for purchase of food grains" to the end of March 1982, the year upto which Proforma Accounts have been received was Rs.14.95 lakhs. The accounts for the years from 1982-83 to 1996-97 were in arrears.

(ii) 4801 Capital Outlay on Power Projects :

The accumulated loss sustained by the Manipur Electric Supply Undertakings to the end of 1980-81, the year upto which Proforma Accounts have been received was Rs.27,22.48 lakhs. The accounts for the years 1981-82 to 1996-97 were in arrears.

**STATEMENT NO. 3
DEBT POSITION**

(i) STATEMENT OF BORROWINGS

Nature of borrowing	Balance on 1st April 1996	Receipts during the year	Repayments during the year	Balance on 31st March 1997	Net increase+ decrease-
(1)	(2)	(3)	(4)	(5)	(6)
	(In crores of rupees)				
E. Public Debt					
1. Internal Debt of the State Government	2,45.20	2,93.74	2,21.05	3,17.89	(+ 72.69)
2. Loans and Advances from the Central Government	1,96.01	65.41	33.72	2,27.70	(+ 31.69)
Total : Public Debt	<u>4,41.21</u>	<u>3,59.15</u>	<u>2,54.77</u>	<u>5,45.59</u>	<u>(+) 1,04.38</u>
I. Small Savings, Provident Funds, etc.					
	1,43.59	56.03	46.49	1,53.13	(+ 9.54)
Grand Total :	<u>5,84.80</u>	<u>4,15.18</u>	<u>3,01.26</u>	<u>6,98.72</u>	<u>(+) 1,13.92</u>

No law has been passed by the Legislature of the State under the provisions of Article 293 of the Constitution laying down the limit within which Government may borrow on the security of the Consolidated Fund of the State.

Explanatory Notes

1. *Internal Debt of the State Government* - This covers mainly long term loans raised in the open market, borrowings from autonomous bodies like the Life Insurance Corporation of India, National Co-operative Development Corporation, etc., and borrowings of a purely temporary nature repayable within twelve months, such as ways and means advances from the Reserve Bank of India.

(i) Market Loans bearing interest

During the year, a loan of Rs.17.60 crores was raised redeemable at par in 2006 and carrying 13.85 per cent interest.

(ii) Loans from the Life Insurance Corporation of India

The State Government received no loans from the Life Insurance Corporation of India during the year 1996-97 and paid Rs.0.46 crore in repayment of outstanding loans. The State Government did not raise any loans from the General Insurance Corporation of India during 1996-97 and paid Rs.0.14 crore in repayment of the outstanding loans.

STATEMENT NO. 3 - *Contd.*

DEBT POSITION

(i) STATEMENT OF BORROWINGS

(iii) Loans from the National Bank for Agricultural and Rural Development

These loans are meant for contribution to Share Capital of the Co-operative Credit Institutions.

(iv) Loans from other Institutions

Position of loans is given in Annexure to Statement No. 16.

(v) Ways and Means Advances from the Reserve Bank of India

These are borrowings of the purely temporary nature to cover the deficit in the minimum cash balance of Rs.10 lakhs required to be maintained with the bank. In addition to the Ways and Means Advances, Overdrafts are given by the bank if the State Government has a minus balance even after availing of the maximum advance. The State Government obtained Ways and Means Advances and Overdrafts to the extent indicated below from the Reserve Bank of India during 1996-97.

	Opening balance	Receipts	Repayments	Closing balance	Interest paid
	(1)	(2)	(3)	(4)	(5)
	(In crores of rupees)				
1) Ways and Means Advances	10.04	1,44.46	1,48.62	5.88	0.51
2) Shortfall and Overdrafts	10.44	1,16.72	68.77	58.39	0.15
Total :	<u>20.48</u>	<u>2,61.18</u>	<u>2,17.39</u>	<u>64.27</u>	<u>0.66</u>

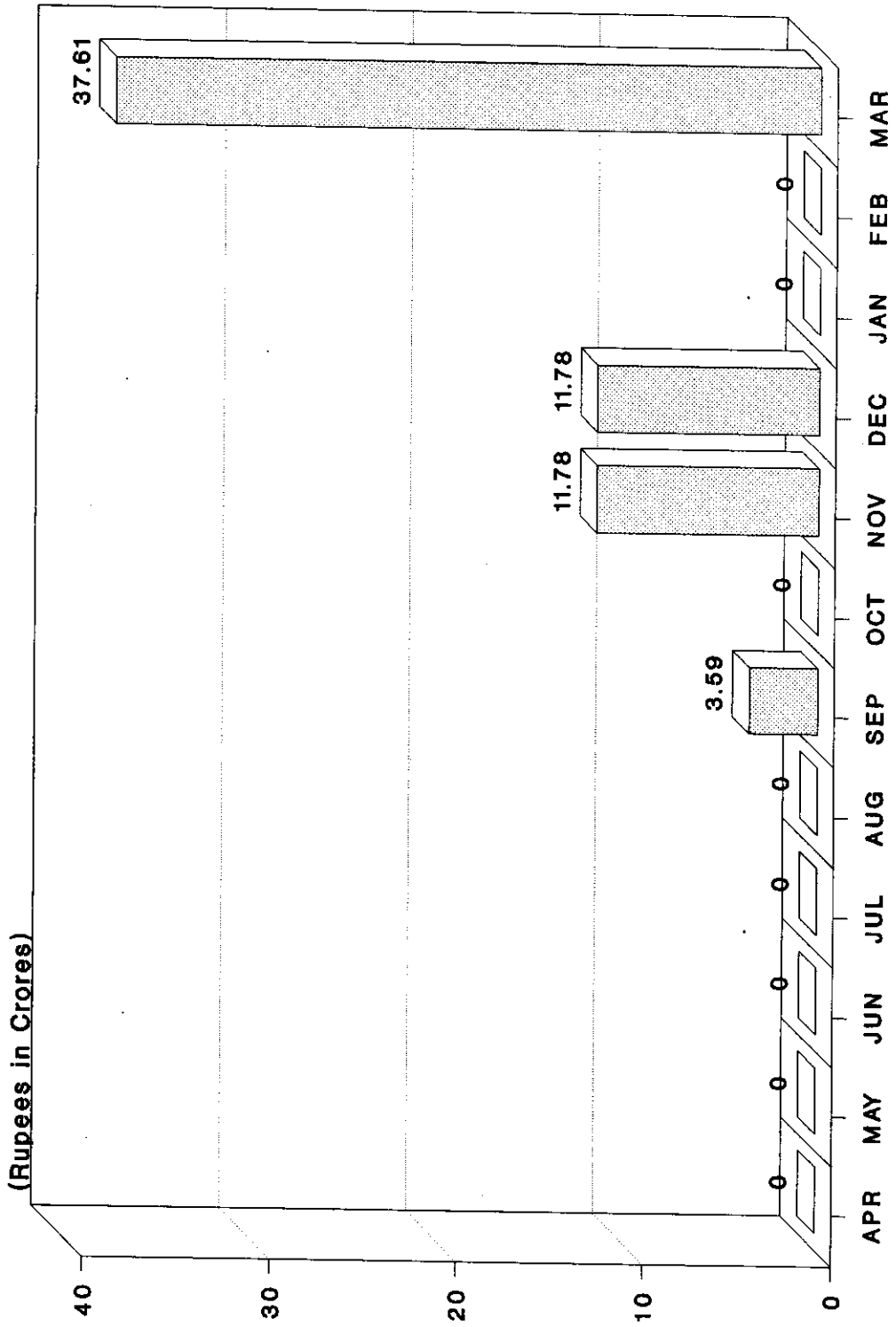
2. *Loans and Advances from the Central Government* - Details of loans taken by the State from Government of India are given in Annexure to Statement No. 16.

Arrangements for amortisation - The Government of Manipur have not considered any arrangement necessary for amortisation of loans taken from Government of India ; their view is that in the present context when all the resources available with the State are mobilised for financing development schemes and when no real surplus is available for redemption of debt, there is no reason for disturbing the revenue accounts by including provision for non-obligatory sinking funds for repayment of loans.

3. *Small Savings, Provident Funds, etc.* - This comprises the provident fund balances of Government servants and certain other funds. The particulars are given in Statement No. 16.

97.97
85'87

OVERDRAFT OF THE STATE DURING 1996-97



STATEMENT NO. 3 - Contd.

DEBT POSITION

(i) STATEMENT OF BORROWINGS

(ii) OTHER OBLIGATIONS

In addition to the above, the balances at the credit of earmarked and other funds as also certain deposits, to the extent to which they have not been invested but are merged with the general cash balance of Government, also constitute the liability of Government. The amount of such liability at the end of 1996-97 was Rs.1,25.10 crores as shown below; further details are given in Statement Nos. 15 and 18 :

Nature of borrowing (1)	Balance on 1st April 1996 (2)	Receipts during the year (3)	Repayments during the year (4)	Balance on 31st March 1997 (5)	Net increase+ decrease- (6)
(In crores of rupees)					
Interest bearing obligations - Deposits of Local Funds, etc.	2.36	2.36	...
Non-Interest bearing obligations - (i) Other earmarked funds, etc.	6.37	...	0.01	6.36	(-) 0.01
(ii) Deposits of Local Funds, Civil Deposits, etc.	83.45	81.14	48.21	1,16.38	(+) 32.93
Total :	92.18	81.14	48.22	1,25.10	(+) 32.92

STATEMENT NO. 3 - Concl'd.

DEBT POSITION

(i) STATEMENT OF BORROWINGS

(iii) SERVICE OF DEBT

Interest on debt and other obligations - The outstanding gross debt and other obligations and the total net amount met from revenue during 1995-96 and 1996-97 on interest charged thereon were as shown below :

(1)	1995-96 (2)	1996-97 (3)	Net increase + decrease - during the year (4)
(In crores of rupees)			
Gross debt outstanding at the end of the year	5,69.87	7,01.09	(+), 1,31.22
Other obligations at the end of the year	92.18	1,25.10	(+), 32.92
(i) Interest paid by Government -			
On Public Debt and Small Savings, Provident Funds, etc.	57.55	65.60	(+), 8.05
(ii) Deduct -			
(a) Interest received on loans and advances given by Government	0.27	0.69	(+), 0.42
(b) Interest realised on investment of cash balances	0.93	0.36	(-), 0.57
(iii) Net amount of interest charges	56.35	64.55	(+), 8.20
Percentage of gross interest [Item (i)] to total revenue receipts	8.32	7.97	
Percentage of net interest [Item (iii)] to total revenue receipts	8.15	7.84	

STATEMENT NO. 4
LOANS AND ADVANCES BY THE STATE GOVERNMENT
(i) STATEMENT OF LOANS AND ADVANCES

Category of loan and advances (1)	Outstan- ding on 1st April 1996 (2)	Paid during the year (3)	Repaid during the year (4)	Outstan- ding on 31st March 1997 (5)	Net addition(+) reduction(-) during the year (6)
(In lakhs of rupees)					
6202. Loans for Education, Sports, Art and Culture	10.73	10.73	...
6215. Loans for Water Supply and Sanitation	4,98.53	17.95	...	5,16.48	(+ 17.95
6216. Loans for Housing	9,81.61	6,50.00	0.58	16,31.03	(+ 6,49.42
6217. Loans for Urban Development	88.69	88.69	...
6225. Loans for Welfare of Scheduled Castes/ Scheduled Tribes and Other Backward Classes	2.40	2.40	...
6235. Loans for Social Security and Welfare	34.68	34.68	...
6401. Loans for Crop Husbandry	1,25.79	1,25.79	...
6403. Loans for Animal Husbandry	0.50	0.50	...
6405. Loans for Fisheries	13.19	9.37	...	22.56	(+ 9.37
6425. Loans for Co-operation	6,43.17	8.24	2.05	7,29.36	(+ 86.19
6515. Loans for Other Rural Development Programmes	0.78	0.78	...
6851. Loans for Village and Small Industries	5,95.14	7.00	0.66	6,01.48	(+ 6.34
7610. Loans to Government Servants, etc.	6,10.08	9.77	79.20	5,40.64	(- 69.43
7615. Miscellaneous Loans	8.46	8.46	...
Total :	36,13.75	7,82.32	82.49	43,13.58	(+ 6,99.83

Note : (A) A more detailed account is given in Statement No. 17.

(ii) RECOVERIES IN ARREARS

(a) The arrears in recovery of the loans given to the Imphal Municipality, detailed accounts of which are maintained in Accounts Office were Rs.7.90 lakhs (Principal Rs.2.62 lakhs and Interest Rs.5.28 lakhs) on 31st March, 1997.

(b) The position of arrears in recovery of Loans as on 31st March, 1997 detailed accounts of which are maintained by departmental officers has not been received from departments (November, 1997).

STATEMENT NO. 5

**GUARANTEES GIVEN BY THE GOVERNMENT FOR REPAYMENT OF LOANS, ETC. RAISED BY THE
STATUTORY CORPORATIONS, LOCAL BODIES AND OTHER INSTITUTIONS**

The Guarantees given by the Government are given below :-

Loans	Maximum amount. Guaranteed (Principal only)	Sum Guaranteed outstanding as on 31st March 1997	Interest
	(In lakhs of rupees)		
(1)	(2)	(3)	(4)
(i) Raised by Manipur State Road Transport Corporation from Industrial Development Bank of India for purchase of 60 buses and 20 trucks	3,00.00	(a)	(a)
(ii) (a) Raised by Manipur State Apex Long Term Co-operatives Housing Society Limited from Life Insurance Corporation of India for payment of Housing Loan to the members of the Society	(a) 1,25.00 75.00	1,20.00 (a)	77.18 (a)
(b) Housing and Urban Development Corporation, New Delhi	(b) 1,61.20 1.76.90	1,60.12 1,74.25	31.60
	----- 3,38.10	----- 3,34.37 /	
(iii) Raised by the Manipur State Co-operative Banks Limited for financing seasonal agricultural operations and marketing of Crops as well as for refinancing of different agricultural schemes	15,50.00	12,34.00 /	(a)
(iv) Advanced by Indian Overseas Bank Limited to Fishery Projects under the Fish Farm Development Agency, Manipur	75.00	(a)	(a)
(v) Advanced by Tea Board for Tea Boards' New Tea Unit financing scheme Loans to Manipur Plantation Crops Corporation Limited for cultivation of tea.	1,14.00	8,13.00 /	0.51

(a) Information from the Government awaited (November, 1997)

(vi)	Raised by Manipur Spinning Mills Corporation Limited from Industrial Development Bank of India for procurement of Plant & Machinerics from State Bank of India for purchase of raw materials	35.00	(a)	(a)
		24.00	(a)	(a)
(vii)	Raised by Manipur Industrial Development Corporation Limited for financing the Small Scale Industries Development Corporation	50.00	18.75	11.00
(viii)	Raised by Manipur Handloom and Handicrafts Development Corporation Ltd. from Urban Co-Operative Bank Ltd. as working Capital	15.00	15.00	(a)
(ix)	Raised by P.D.A. Manipur from HUDCO for implementation of Cash Loan Housing Scheme	3,72.00	3,72.00	1.65
(x)	Raised by Manipur Spinning Mills Corporation Ltd. from (i) IDBI,	49.00	35.00	44.00
	(ii) SBI, Imphal	24.00	24.00	1.29
	(iii) Cotton Corporation of India	1,00.00	1,00.00	67.00

Under Section 6 of the State Financial Corporation Act 1951, the shares of a State Financial Corporation are to be guaranteed by the State Government as to repayment of Principal and payment of annual dividend. Again under Section 7 of the above Act, the bonds and debentures of a State Financial Corporation are to be guaranteed by the State Government as to the repayment of Principal and payment of Interest. Guarantees are also to be given under Section 8 of the Act *ibid* for repayment of principal and interest on fixed deposits accepted by a State Financial Corporation. In the case of Assam Financial Corporation, such guarantees under Sections 6, 7 and 8 of the Act were given jointly by the Government of India on behalf of the erstwhile Union Territories of Manipur and Tripura (which developed on the successor Manipur and Tripura States on their becoming States from 21st January, 1972) and the Government of the composite State Assam. The contingent liability is to be shared in the ratio of 2:4:8 by the Government of Manipur, Tripura and Assam respectively. Information regarding Manipur's share of actual amount guaranteed under the above section on behalf of the Assam Financial Corporation and outstanding as on 31st March, 1997 has not been received from Government (November, 1997).

(a) Information from the Government awaited (November, 1997)

STATEMENT NO. 6

CASH BALANCES AND INVESTMENTS OF CASH BALANCES

(1)	As on 1st April 1996 (2)	As on 31st March 1997 (3)
(In lakhs of rupees)		
(a) General Cash Balances		
1. Cash in Treasuries	59.94	60.62
2. Deposits with Reserve Bank	(-) 52,31.80	(+) 2,23.85
Total :	(-) 51,71.86	(+) 2,84.47
3. Investments held in the Cash Balance Investment Account	2,45.43	2,44.83
Total : (a)	(-) 49,26.43	(+) 5,29.30
(b) Other Cash balances and Investments		
1. Cash with departmental Officers, viz., Public Works, Forest Departments	4,97.66	1,76.32
2. Permanent advances for contingent expenditure with departmental officers	2.02	2.14
Total : (b)	4,99.68	1,78.46
Total : (a) & (b)	(-) 44,26.75	7,07.76

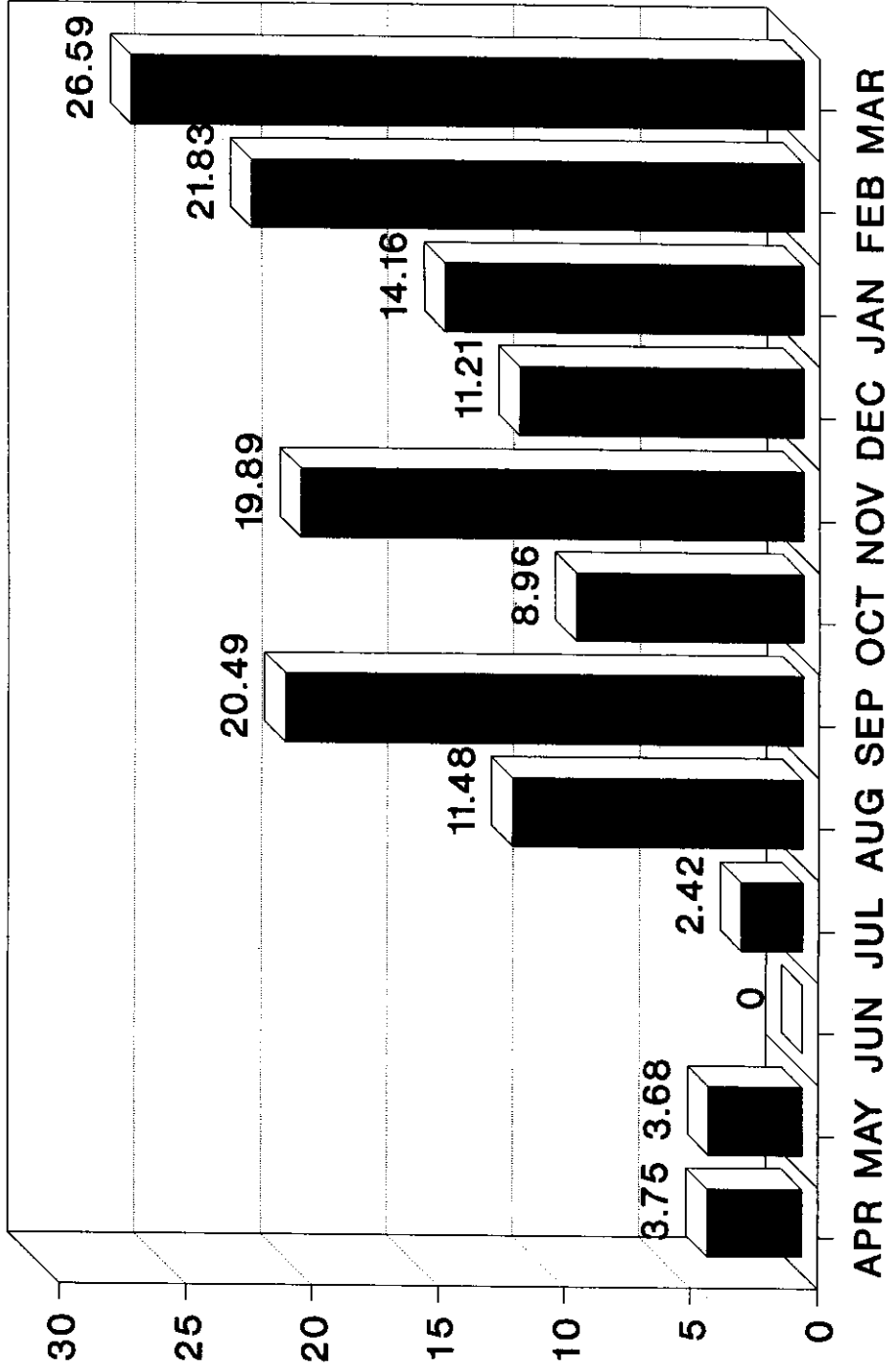
Explanatory Notes

1. (a) The Cash Balance represents the combined balances of the Consolidated Fund and Public Account.

(b) The balance under "Deposits with Reserve Bank" on 31st March 1996 has been arrived at after taking into account the inter-Government monetary settlement advised to the Bank up to 25th April 1997.

2. Under an agreement with the bank to maintain with the bank a minimum cash balance of Rs.10 lakhs on all working days. The bank informs the Government of its daily balance with the bank at the close of each working day. If the balance falls below this minimum, the shortfall is initially made good by selling Government of India Treasury bills held by the State Government and thereafter by taking Ways and Means Advances from the bank. The limit of ordinary Ways and Means Advances has been fixed at Rs.5.60 crores. The bank has also agreed to give Special (Secured) Ways and Means Advances upto a maximum of Rs.2 crores against the pledge of Government of India Securities. If even after the maximum advance is given there is still a shortfall in the minimum cash balance, the shortfall is left uncovered. Overdrafts are given by the bank if the State Government has a minus balance even after availing of the maximum advance.

WAYS AND MEANS ADVANCES TAKEN DURING 1996-97



(Rupees in Crores)

STATEMENT NO. 6 - Contd.

Interest is payable on advances, shortfalls and overdrafts as follows :

Category	Period	Rate of interest
Advances	First 90 days	1 per cent below the bank rate
	Beyond 90 days upto 180 days	1 per cent above the bank rate
	Beyond 180 days	2 per cent below the bank rate
Shortfalls		1 per cent below the bank rate
Overdrafts	Upto and including the 7th day	Bank rate
	Beyond the 7th day	3 per cent above the bank rate

The bank rate of interest was 10 per cent per annum.

The extent to which Government was able to maintain the minimum balance with the bank during the year 1996-97 is given below :

(1)	Number of days on which the minimum balance was maintained without obtaining any advance	249
(2)	Number of days on which the minimum balance was maintained by taking ordinary Ways and Means Advance only	58
(3)	Number of days on which the minimum balance was maintained by taking special Ways and Means Advances only	7
(4)	Number of days on which there was shortfall from the agreed minimum balance even after availing the ordinary and special Ways and Means Advances to the full extent but no overdrafts were taken	17
(5)	Number of days on which overdrafts were taken	34
Total:		365

3. The Ordinary and Special (Secured) Ways and Means Advances taken and repaid together with interest during 1996-97 are indicated in Note 1(v) below statement No.3.

STATEMENT NO. 6 - Concl'd.

4. The investment made during 1996-97 from out of the General Cash Balance were in Government of India Treasury Bills and Securities.

The following is an analysis of investments held in Cash Balance Investment Account :

	Opening balance on 1st April 1996.	Purchase during 1996-97	Sales during 1996-97	Closing balance on 31st March 1997	Interest realised during the year
(In lakhs of rupees)					
Short Term Investments: Government of India Treasury Bills	2.43	3,60,05.61	3,60,05.00	1.82	13.74
Long Term Investments: Securities of the Government of India	2,43.00	2,43.00	21.87
Total :	<u>2,45.43</u>	<u>3,60,05.61</u>	<u>3,60,05.00</u>	<u>2,44.82</u>	<u>35.61</u>

STATEMENT NO. 7

SUMMARY OF BALANCES UNDER CONSOLIDATED FUND,
CONTINGENCY FUND AND PUBLIC ACCOUNT

The following is a summary of the balances as on the 31st March 1997.

Debit balances (1) (Rs)	Sector of the General Account (2)	Name of the Account (3)	Credit balances (4) (Rs)
CONSOLIDATED FUND			
7,43,42,10,579	A to D E	Government Account Public Debt	5,45,60,11,951
43,13,58,627	F	Loans and Advances	
PUBLIC ACCOUNT			
	I	Small Savings, Provident Fund, etc.	1,53,13,18,897
	J	Reserve Funds	
		Reserve Funds not bearing interest	6,36,43,609
	K	Deposits and Advances	
		(i) Deposits bearing interest	2,35,79,948
		(ii) Deposits not bearing interest	1,16,37,95,937
1,48,30,310		(iii) Advances	...
52,61,49,642	L	Suspense and Miscellaneous	
	M	Remittances	19,66,46,436
2,84,47,620	N	Cash Balance (closing)	
<u>8,43,49,96,778</u>		Total	<u>8,43,49,96,778</u>

STATEMENT NO.7 - Contd.

Explanatory Notes

The significance of the head "Government Account" is explained below :

1. Under the system of Book Keeping followed in Government Accounts, the amount booked under Revenue and Capital Heads and other transactions of Government, balances of which are not carried forward from year to year, are closed to a single head called "Government Account". The balance under this head represents the cumulative result of all such transactions so that after adding thereto the balances under Public Debt, Loans and Advances, Suspense and Miscellaneous (other than Miscellaneous Government Account) and Remittance heads, the closing balance at the end of the year may be worked out and proved. The Government Account for 1996-97 given below will show how the net amount at the end of the year has been arrived at :

Debit (1) (Rs)	Details (2)	Credit (3) (Rs)
5,93,46,63,000	A - Balance at the debit of the Government on 1st April 1996	
	B - Revenue Receipts	8,22,90,42,494
7,10,30,69,394	C - Expenditure Heads (Revenue Account)	...
2,62,55,20,679	D - Expenditure Heads (Capital Account)	...
...	E - Miscellaneous	...
...	F - Balances at the debit of the Government Account on 31st March 1997	7,43,42,10,579
<hr/> 15,66,32,53,073 <hr/>	Total	<hr/> 15,66,32,53,073 <hr/>

2. The other headings in this Summary take into account the balances under all account heads in Government book where Government has a liability to repay the money received or has a claim to recover the amount paid and also heads of accounts opened in the books for adjustment of remittance transactions. It must be understood that these balances cannot be regarded as a complete record of the financial position of the Government of Manipur, as these do not take into account all the physical assets of the State, such as lands, buildings, communications, etc., nor any accrued dues or outstanding liabilities which are not brought to account under cash basis of accounting followed by Government.

STATEMENT NO. 7 - Concl'd.

3. A Summary of receipts, disbursements and balances under Heads of Accounts relating to Debt and Public Account is given in Statement No.15. There is no transaction relating to Contingency Fund as the Contingency Fund has not so far been set up in Manipur.

In a number of cases there are unreconciled differences in the closing balances as reported in Statement No.15 and those shown in separate registers or other records maintained in the Accounts office/Departmental offices for the purpose. Steps are being taken to settle the discrepancies as soon as possible.

The balances are communicated to the Departmental officers concerned every year for verification and acceptance thereof. In a large number of cases such acceptances have not been received.

The number of such cases, major headwise, whose balances are yet to be verified and acceptances awaited are detailed below :

Head of Account (1)	No.of accep- tances awaited (2)	Year from which acceptances awaited (3)	Balances Out- standing against those items on 31st March 1997 (4)
(In lakhs of rupees)			
6202. Loans for Education, Art and Culture (National Loans Scholarship Scheme)	32	1969-97	10.73
6215. Loans for Water Supply and Sanitation	10	1992-97	468.70
6216. Loans for Housing	5	1992-97	833.51
6217. Loans for Urban Developments:-			
(i) Loans for Imphal Municipality	44	1969-97	37.09
(ii) Loans for District and Local Fund Committee	2	1974-97	0.10
(iii) Loans for PDA	6	1976-97	51.50
6225. Loans for welfare of Schedule Castes, Scheduled Tribes and other Backward Classes	4	1969-97	2.40
6235. Loans for Social Security and Welfare	20	1969-97	34.68
6401. Loans for Crop Husbandry	15	1969-97	125.79
6403. Loans for Animal Husbandry	1	1976-97	0.50
6405. Loans for Fisheries	...	1992-97	5.46
6425. Loans for Co-operation	5	1992-97	552.59
6515. Loans for other Rural Development Programmes	4	1969-97	0.78
6851. Loans for Village and Small Industries	6	1992-97	573.80
7610. Loans to Government Servants etc.	10,160	1969-97	661.14
7615. Miscellaneous Loans	54	1969-97	8.46

PART -II
DETAILED ACCOUNTS AND OTHER STATEMENTS
A - REVENUE AND EXPENDITURE

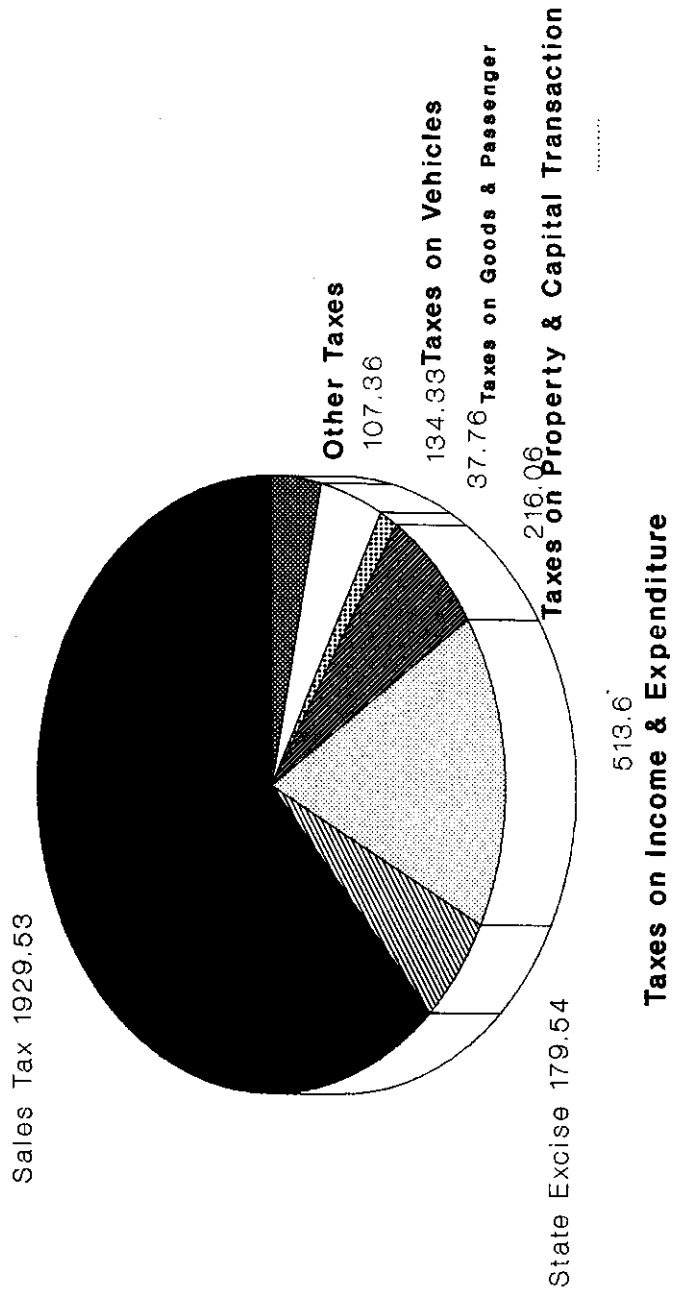
STATEMENT

STATEMENT OF REVENUE AND EXPENDITURE
EXPRESSED AS A PERCENTAGE

Heads - Revenue	Amount (in lakhs of rupees)	Percentage of total revenue	Percentage of total expenditure
(1)	(2)	(3)	(4)
A. Tax Revenue			
(i) Taxes on Income and Expenditure - Taxes on Income other than Corporation Tax	38,18.00	4.64	5.38
Other Taxes on Income and Expenditure	5,13.60	0.63	0.72
(ii) Taxes on Property and Capital Transactions - Land Revenue	75.99	0.09	0.11
Stamps and Registration Fees	1,40.07	0.17	0.20
(iii) Taxes on Commodities and Services - State Excise	1,79.54	0.22	0.25
Sales Tax	19,29.53	2.34	2.72
Taxes on Vehicles	1,34.33	0.16	0.19
Taxes on Goods and Passengers	37.76	0.05	0.05
Taxes and Duties on Electricity	0.11	0.00	0.00
Other Taxes and Duties on Commodities and Services	1,07.36	0.13	0.15
Total : A. Tax Revenue	<u>69,36.28</u>	<u>8.43</u>	<u>9.77</u>
B. Non-Tax Revenue -			
(a) Fiscal Services	0.14	0.00	0.00
(b) Interest Receipts, Dividends and Profits	1,06.77	0.13	0.15
(c) Other Non-Tax Revenue			
(i) General Services	26,42.44	3.21	3.72
(ii) Social Services	2,86.84	0.35	0.40
(iii) Economic Services	22,93.94	2.79	3.23
Total: B. Non-Tax Revenue	<u>53,30.13</u>	<u>6.48</u>	<u>7.50</u>
C. Grants-in-Aid and Contributions	7,00,24.01	85.09	98.58
Grand Total : Revenue	<u>8,22,90.42</u>	<u>100.00</u>	<u>1,15.85</u>

GROSS TAX REVENUE RAISED BY STATE DURING 1996-97

(Rupees in lakh)



Total : Tax Revenue : Rs. 3118.18



No. 8

**UNDER DIFFERENT HEADS OF TOTAL
REVENUE/EXPENDITURE**

Heads - Expenditure	Amount (in lakhs of rupees)	Percentage of total revenue	Percentage of total expenditure
(1)	(2)	(3)	(4)
A. General Services			
Fiscal Services -			
(ii) Collection of Taxes on Property and Capital Transactions -			
Land Revenue	5,38.90	0.65	0.76
Stamps and Registration	26.31	0.03	0.03
(iii) Collection of Taxes on Commodities and Services -			
State Excise	76.32	0.09	0.11
Sales Tax	85.82	0.10	0.12
Taxes on Vehicles	1,19.90	0.15	0.17
Other Taxes and Duties on Commodities and Services	5.25	0.01	0.01
(iv) Other Fiscal Services	23.53	0.03	0.03
	<hr/>	<hr/>	<hr/>
Total : <i>Fiscal Services</i>	8,76.03	1.06	1.23
	<hr/>	<hr/>	<hr/>
Interest Payments and Servicing of Debt	65,59.51	7.97	9.24
Organs of State	15,53.62	1.89	2.19
Administrative Services	1,05,35.73	12.80	14.83
Pension and Miscellaneous General Services	46,88.41	5.70	6.60
	<hr/>	<hr/>	<hr/>
Total : <i>A. General Services</i>	2,42,13.30	29.42	34.09
	<hr/>	<hr/>	<hr/>
B. <i>Social Services</i>			
(a) Education, Sports Art and Culture	1,73,95.83	21.14	24.49
(b) Health and Family Welfare	40,59.42	4.93	5.71
(c) Water Supply, Sanitation, Housing and Urban Development	20,52.19	2.49	2.89
(d) Information and Broadcasting	1,28.75	0.16	0.18
(e) Welfare of Scheduled Castes, Scheduled Tribes and other Backward Classes	17,90.93	2.18	2.52

STATEMENT No. 8 - Concl'd.

STATEMENT OF REVENUE AND EXPENDITURE UNDER DIFFERENT HEADS OF TOTAL
REVENUE/EXPENDITURE EXPRESSED AS A PERCENTAGE

Heads - Expenditure	Amount (in lakhs of rupees)	Percentage of total revenue	Percentage of total expenditure
(1)	(2)	(3)	(4)
(f) Labour and Labour Welfare	2,89.09	0.35	0.41
(g) Social Welfare and Nutrition	15,99.60	1.94	2.25
(h) Others	1,78.33	0.22	0.25
Total: B. Social Services	<u>2,74,94.14</u>	<u>33.41</u>	<u>38.70</u>
C. Economic Services			
(a) Agriculture and Allied Activities	74,35.84	9.04	10.47
(b) Rural Development	17,80.09	2.16	2.51
(c) Special Areas Programmes	18.97	0.02	0.03
(d) Irrigation and Flood Control	16,12.17	1.96	2.27
(e) Energy	50,35.74	6.12	7.09
(f) Industry and Minerals	16,90.61	2.05	2.38
(g) Transport	8,61.19	1.05	1.21
(h) Science, Technology and Environment	1,05.63	0.13	0.15
(i) General Economic Services	7,83.01	0.95	1.10
Total: C. Economic Services	<u>1,93,23.25</u>	<u>23.48</u>	<u>27.21</u>
Grand Total :			
Expenditure (Revenue Account)	<u>7,10,30.69</u>	<u>86.31</u>	<u>100.00</u>

STATEMENT NO. 9

STATEMENT SHOWING THE DISTRIBUTION BETWEEN
CHARGED AND VOTED EXPENDITURE

Particulars (1)	Actuals for 1996-97		
	Charged (2) Rs.	Voted (3) Rs.	Total (4) Rs.
Expenditure heads (Revenue Account)	69,72,89,717	6,40,57,79,679	7,10,30,69,396
Expenditure heads (Capital Account)	...	2,62,55,20,679	2,62,55,20,679
Disbursements under Public Debt and Loans and Advances*	2,54,76,39,922	7,82,32,682	2,62,58,72,604
Total :	<u>3,24,49,29,639</u>	<u>9,10,95,33,040</u>	<u>12,35,44,62,679</u>

* The figures have been arrived as follows:-

	Charged expenditure Rs.	Voted expenditure Rs.
E. Public Debt - Internal Debt of the State Government	2,21,04,51,413	...
Loans and Advances from the Central Government	33,71,88,509	...
F. Loans and Advances	...	7,82,32,682
Total :	<u>2,54,76,39,922</u>	<u>7,82,32,682</u>

STATEMENT NO.10

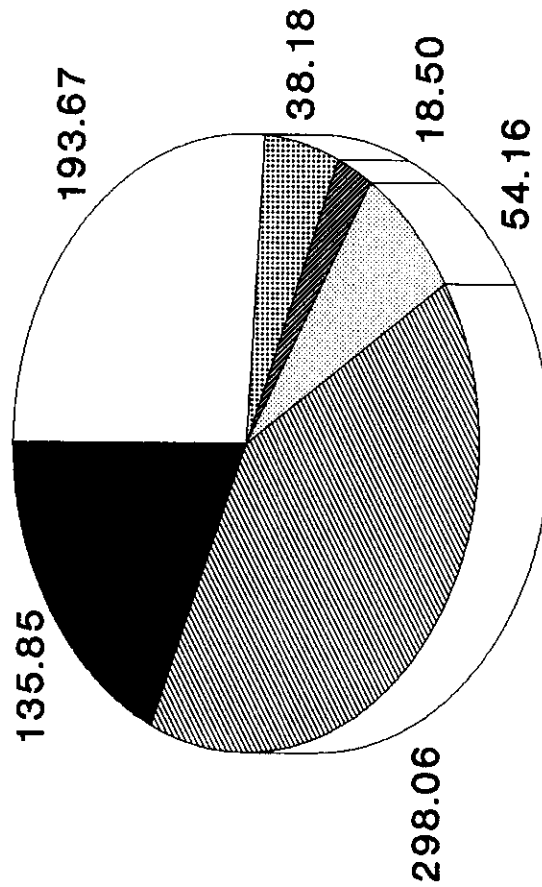
DETAILED ACCOUNT OF REVENUE BY MINOR HEADS







Heads	Actuals for 1996-97 Rs.
Receipt Heads (Revenue Account)	
A. Tax Revenue	
(a) Taxes on Income and Expenditure	
0021. Taxes on Income Other than Corporation Tax	
901. Share of net proceeds assigned to States	38,18,00,000
Total: 0021	38,18,00,000
0028. Other Taxes on Income and Expenditure	
107. Taxes on Professions, Trades, Callings and Employment	5,13,60,153
Total: 0028	5,13,60,153
Total : (a) Taxes on Income and Expenditure	43,31,60,153
(b) Taxes on Property and Capital Transactions	
0029. Land Revenue	
101. Land Revenue/Tax	69,71,911
103. Rates and Cesses on Land	1,70,445
106. Receipts on account of Survey and Settlement Operations	4,56,666
Total : 0029	75,99,022
0030. Stamps and Registration Fees	
01. Stamps - Judicial	
102. Sale of stamps	33,73,085
Total : 01	33,73,085
02. Stamps - Non-Judicial	
102. Sale of Stamps	99,92,567
Total : 02	99,92,567

ASSISTANCE FROM GOVT. OF INDIA 1996-97

(Rupees in Crores)

Total : Rs. 738.42



-  Grants for Non Plan Schemes
-  Grants for State Plan Schemes
-  Grants for Central and Centrally Sponsored Plan Schemes
-  Grants for Special Plan Schemes
-  Taxes on Income other than Corporation Tax
-  Union Excise Duties

STATEMENT NO. 10 - Contd.

Heads	Actuals for 1996-97 Rs.
-------	-------------------------------

Receipt Heads (Revenue Account) - Contd.

A. Tax Revenue - Contd.

(b) Taxes on Property and Capital Transactions - Concl'd.

0030. Stamps and Registration Fees - Concl'd.

03. Registration Fees	...
104. Fees for registering documents	...
800. Other receipts	6,41,345

Total:03	6,41,345
----------	----------

Total:0030	1,40,06,997
------------	-------------

Total : (b) Taxes on Property and Capital Transactions	2,16,06,019
---	-------------

(c) Taxes on Commodities and Services

0039. State Excise

105. Foreign Liquors and spirits	1,34,56,142
150. Fines and confiscations	44,97,641

Total : 0039	1,79,53,783
--------------	-------------

0040. Sales Tax

101. Central Sales Tax Act	...
102. Receipts under State Sales Tax Act	19,29,52,623
103. Taxes on Sales of Moter Spirit	...
107. Receipt on Turnover Tax

Total : 0040	19,29,52,623
--------------	--------------

0041. Taxes on Vehicles

101. Receipts under the Indian Motor Vehicles Acts	1,34,33,232
---	-------------

Total : 0041	1,34,33,232
--------------	-------------

0042. Taxes on Goods and Passengers

101. Tax Collections	37,75,589
----------------------	-----------

Total : 0042	37,75,589
--------------	-----------

STATEMENT NO. 10 - Contd.

Heads	Actuals for 1996-97 Rs.
Receipt Heads (Revenue Account) - Contd.	
A. Tax Revenue - Concl'd.	
<i>(c) Taxes on Commodities and Services - Concl'd.</i>	
0043. Taxes and Duties on Electricity	
103. Fees for the electrical inspection of cinemas	7,353
102. Fees under the Indian Electrical Rules	3,247
Total : 0043	<u>10,600</u>
0045. Other Taxes and Duties on Commodities and Services	
101. Entertainment Tax	1,07,35,956
Total : 0045	<u>1,07,35,956</u>
Total : <i>(c) Taxes on Commodities and Services</i>	<u>23,88,61,783</u>
Total : A. Tax Revenue	<u>69,36,27,955</u>
0047. Other Fiscal Services	
B. Non-Tax Revenue	
<i>(a) Fiscal Services</i>	
800. Other receipts	13,662
Total : <i>(a) Fiscal Services</i>	<u>13,662</u>
<i>(b) Interest Receipts, Dividends and Profits</i>	
0049. Interest Receipts	
04. Interest Receipts of State/Union Territory Governments	
103. Interest from Departmental Commercial Undertakings	...
110. Interest realised on investment of Cash balances	35,61,362
195. Interest from Co-operative Societies	4,26,783
800. Other receipts	64,73,987
Total : 04	<u>1,04,62,132</u>
Total : 0049	<u>1,04,62,132</u>

STATEMENT NO. 10 - Contd.

Heads	Actuals for 1996-97 Rs.
Receipt Heads (Revenue Account) - Contd.	
B. Non-Tax Revenue - Contd.	
(b) Interest Receipts, Dividends and Profits - Concl'd.	
0050. Dividends and Profits	
200. Dividends from other investments	2,15,127
	<hr/>
Total : 0050	2,15,127
	<hr/>
Total : (b) Interest Receipts, Dividends and Profits	1,06,77,259
Total B. Non-Tax Revenue (a) + (b)	1,06,90,921
	<hr/>
(c) Other Non-Tax Revenue	
(i) General Services	
0051. State Public Service Commission	
105. State PSC Examination Fees	32,250
	<hr/>
Total : 0051	32,250
	<hr/>
0055. Police	
101. Police supplied to other Govt	1,99,38,458
102. Police supplied to other parties	...
103. Fees, Fines and Forfeiture	...
104. Receipts under Arms Acts	...
105. Receipts of state Head Quarters Police	...
800. Other receipts	...
	<hr/>
Total : 0055	1,99,38,458
	<hr/>
0056. Jails	
800. Other receipts	15,100
	<hr/>
Total : 0056	15,100
	<hr/>
0058. Stationery and Printing	
101. Stationery receipts	1,10,185
102. Sale of Gazettes	2,03,027
200. Other Press Receipts	12,83,466
800. Other receipts	14,942
	<hr/>
Total : 0058	16,11,620
	<hr/>

STATEMENT NO. 10 - Contd.

Heads	Actuals for 1996-97 Rs.
Receipt Heads (Revenue Account) - Contd.	
B. Non-Tax Revenue - Contd.	
<i>(c) Other Non-Tax Revenue - Contd.</i>	
<i>(i) General Services - Contd.</i>	
0059. Public Works	
01. Office Buildings	
102. Hire charges of Machinery and Equipment	...
103. Recovery of percentage charges	...
800. Other receipts	3,00,81,771
Total : 01	<u>3,00,81,771</u>
80. General.	
800. Other Receipts	1,07,604
Total : 80	<u>1,07,604</u>
Total : 0059	<u>3,01,89,375</u>
0070. Other Administrative Services	
01. Administration of Justice	
102. Fines and Forfeitures	...
800. Other receipts	...
Total : 01	<u>...</u>
02. Elections	
101. Sale proceeds of election forms and documents	...
800. Other receipts	...
Total : 02	<u>...</u>
60. Other Services	
107. Passport and visa fees	...
115. Receipts from Guest Houses, Government Hostels, etc.	60,95,193
Total : 60	<u>60,95,193</u>
Total : 0070	<u>60,95,193</u>
0071. Contributions and Recoveries towards Pension and Other Retirement Benefits	
01. Civil	
101. Subscriptions and Contributions	13,31,405
Total : 0071	<u>13,31,405</u>

STATEMENT NO. 10 - Contd.

Heads	Actuals for 1996-97 Rs.
Receipt Heads (Revenue Account) - Contd.	
B. Non-Tax Revenue - Contd.	
<i>(c) Other Non-Tax Revenue - Contd.</i>	
<i>(i) General Services - Concl'd.</i>	
0075. Miscellaneous General Services	
103. State Lotteries	20,50,30,160
	<hr/>
Total : 0075	20,50,30,160
	<hr/>
Total : (i) General Services	26,42,43,561
	<hr/>
<i>(c) Other Non-Tax Revenue - Contd.</i>	
<i>(ii) Social Services</i>	
0202. Education, Sports, Art and Culture	
01. General Education	
101. Elementary Education	74,04,975
	<hr/>
Total : 0202	74,04,975
	<hr/>
0210. Medical and Public Health	
01. Urban Health Services	
020. Receipts from Patients for hospital and dispensary services	32,16,031
104. Medical Stores Depots	92,478
800. Other receipts	77,080
	<hr/>
Total : 01	33,85,589
	<hr/>
02. Rural Health Services	
800. Other receipts	24,009
	<hr/>
Total : 02	24,009
	<hr/>
03. Medical Education, Training and Research	
105. Allopathy	72,882
200. Other System	13,262
	<hr/>
Total : 03	86,144
	<hr/>
04. Public Health	
104. Fees and Fines etc.	2,94,057
105. Reciepts from Public Health Laboratories	11,38,235
	<hr/>
Total: 04	14,32,292
	<hr/>

STATEMENT NO. 10 - Contd.

DETAILED ACCOUNT OF REVENUE BY MINOR HEADS

Heads	Actuals for 1996-97 Rs.
Receipt Heads (Revenue Account) - Contd.	
B. Non-Tax Revenue - Contd.	
<i>(c) Other Non-Tax Revenue - Contd.</i>	
<i>(ii) Social Services - Contd.</i>	
80. General	
800. Other receipts	26,487
Total : 80	26,487
Total : 0210	49,54,521
0211. Family Welfare	
800. Other Receipts	26,900
Total : 0211	26,900
0215. Water Supply and Sanitation	
01. Water Supply	
101. Services and Service Fees	99,631
102. Receipts from Rural Water Supply Schemes	1,21,350
103. Receipts from Urban Water Supply Schemes	18,40,949
104. Fees, Fines etc.	2,97,650
800. Other receipts	32,57,248
Total : 01	56,16,828
02. Sewerage and Sanitation	
103. Receipts from Sewerage Scheme	1,73,865
104. Fees, Fines etc.	83,975
501. Services and Service Fees	18,69,217
800. Other receipts	2,11,434
Total : 02	23,38,491
Total : 0215	79,55,319

STATEMENT NO. 10 - Contd.

DETAILED ACCOUNT OF REVENUE BY MINOR HEADS

Heads	Actuals for 1996-97 Rs.
Receipt Heads (Revenue Account) - Contd.	
B. Non-Tax Revenue - Contd.	
<i>(c) Other Non-Tax Revenue - Contd.</i>	
<i>(ii) Social Services - Concl'd.</i>	
0216. Housing	
01. Government Residential Buildings	
106. General Pool accommodation	30,81,862
800. Other receipts	14,385
Total : 01	30,96,247
Total : 0216	30,96,247
0217. Urban Development	
60. Other Urban Development Schemes	
800. Other receipts	150
Total : 0217	150
0220. Information and Publicity	
60. Others	
800. Other receipts	2,69,476
Total : 0220	2,69,476
0230. Labour and Employment	
800. Other receipts	68,629
Total : 0230	68,629
0235. Social Security and Welfare	
60. Other Social Security and Welfare Programmes	
800. Other receipts	49,07,762
Total : 0235	49,07,762
0250. Other Social Service	
101. Nutrition	329
800. Other receipts	...
Total : 0250	329
Total : (ii) Social Services	2,86,84,308
Total : (i) + (ii)	29,29,27,869

STATEMENT NO. 10 - Contd.

DETAILED ACCOUNT OF REVENUE BY MINOR HEADS

Heads	Actuals for 1996-97 Rs.
Receipt Heads (Revenue Account) - Contd.	
B. Non-Tax Revenue - Contd.	
(c) Other Non-Tax Revenue - Contd.	
(iii) Economic Services	
0401. Crop Husbandry	
103. Seeds	2,60,791
104. Receipts from Agricultural Farms	2,70,599
105. Sale of Manures and Fertilisers	1,03,194
107. Receipts from Plant Protection Services	5,95,679
110. Grant from ICAR	14,99,974
800. Other receipts	12,50,671
Total : 0401	39,80,908
0402. Soil Water conservation	
800. Other receipts	33,726
Total : 0402	33,726
0403. Animal Husbandry	
103. Receipts from Poultry Development	...
800. Other receipts	15,18,689
Total : 0403	15,18,689
0404. Dairy Development	
102. Receipts from Dairy Development Projects	9,12,294
Total : 0404	9,12,294
0405. Fisheries	
011. Rents	1,24,353
102. Licence Fees, Fines etc.	75,692
103. Sale of fish, fish seeds etc.	23,712
110. Grants from ICAR	2,076
501. Service and Service Fees	9,767
800. Other receipts	2,00,210
Total : 0405	4,35,810

STATEMENT NO. 10 - Contd.

DETAILED ACCOUNT OF REVENUE BY MINOR HEADS

Heads	Actuals for 1996-97 Rs.
Receipt Heads (Revenue Account) - Contd.	
B. Non-Tax Revenue - Contd.	
(c) Other Non-Tax Revenue - Contd.	
(iii) Economic Services - Contd.	
0406. Forestry and Wild Life	
01. Forestry	
101. Sale of timber & Other Forest Produce	2,80,92,094
Total : 0406	2,80,92,094
0408. Food Storage and Warehousing	
800. Other receipts	6,394
Total : 0408	6,394
0425. Co-operation	
800. Other Receipt	10 18,821
Total : 0425	10,18,821
0435. Other Agricultural Programmes	
501. Other Services and Service Fees	...
103. Receipt from Agricultural resourch section Orchards etc.	19,796
800. Other receipts	1,01,923
Total : 0435	1,21,719
0515. Other Rural Development Programmes	
102. Receipt from Community Development Project	6,05,468
Total : 0515	6,05,468
0701. Major and Medium Irrigation	
02. Major Irrigation, Non Commercial	
800. Other receipts	57,00,750
Total : 02	57,00,750

STATEMENT NO. 10 - Contd.

DETAILED ACCOUNT OF REVENUE BY MINOR HEADS

Heads	Actuals for 1996-97 Rs.
Receipt Heads (Revenue Account) - Contd.	
B. Non-Tax Revenue - Contd.	
(c) Other Non-Tax Revenue - Contd.	
(iii) Economic Services - Contd.	
80. General	
800. Other receipts	29,579
Total : 0701	57,30,329
0702. Minor Irrigation	
03. Command Area Development	
800. Other receipts	44,806
Total : 0702	44,806
0801. Power	
01. Hydel Generation	
80. General	
800. Other receipts	18,17,85,740
Total : 0801	18,17,85,740
0802. Petroleum	
800. Other receipts	8,901
Total : 0802	8,901
0810. Non Conventional Sources of Energy	
800. Other receipts	9,23,360
Total : 0810	9,23,360
0851. Village and Small Industries	
101. Industrial Estates	3,73,195
108. Powerloom Industries	4,57,215
800. Other receipts	2,89,174
Total : 0851	11,19,584
0852. Industries	
08. Consumer Industries	
800. Other receipts	1,62,693
Total : 0852	1,62,693

STATEMENT NO. 10 - Contd.

DETAILED ACCOUNT OF REVENUE BY MINOR HEADS

Heads	Actuals for 1996-97 Rs.
Receipt Heads (Revenue Account) - Contd.	
B. Non-Tax Revenue - Concl'd.	
<i>(c) Other Non-Tax Revenue - Concl'd.</i>	
<i>(iii) Economic Services - Concl'd.</i>	
0853. Non-Ferrous Mining and Metallurgical Industries	
800. Other receipts	1,03,500
Total : 0853	1,03,500
0875. Other Industries	
02. Other Industries	
800. Other receipts	87
Total : 0875	87
1054. Roads and Bridges	
102. Tolls on roads	
800. Other receipts	22,86,925
Total : 1054	22,86,925
1425. Other Scientific Research	
800. Other receipts	59,068
Total : 1425	59,068
1452. Tourism	
103. Receipt from Tourist Transport	44,872
104. Promotion and Publicity	1,32,162
105. Rent and Catering Receipts	4,445
800. Other receipts	29,605
Total : 1452	2,11,084
1475. Other General Economic Services	
106. Fees for stamping weights and measures	1,87,566
800. Other receipts	44,772
Total : 1475	2,32,338
Total : (iii) Economic Services	22,93,94,338
Total : (c) Other Non-Tax Revenue	52,23,22,207
Total : B. Non-Tax Revenue	53,30,13,128

STATEMENT NO. 10 - Contd.

DETAILED ACCOUNT OF REVENUE BY MINOR HEADS

Heads	Actuals for 1996-97 Rs.
Receipt Heads (Revenue Account) - Contd.	
C. Grants-In-Aid And Contributions - Contd.	
1601. Grants-in-aid from Central Government - Contd.	
01. Non-Plan Grants	
102. Grants in lieu of Tax on Railway Passenger Fares	7,00,000
104. Grants under the Provisio to Art. 275(1) of the Constitution	1,24,28,00,000
109. Grants toward contribution to Calamity Relief Fund Non-Conventional Energy Sources -	1,86,00,000
101. Choolah Urban Development -	5,70,500
800. Other Grants Election	56,00,000
800. Other Grants Other Administrative Services -	3,51,86,000
115. Modernisation of Police Force Panchayat Raj Institution -	3,17,24,759
800. Other Grants Art & Culture -	2,33,00,000
102. Promotion of Art & Culture	48,000
Total : 01	<u>1,35,85,29,259</u>
02. Grants for State/Union Territory Plan Schemes	
101. Block Grants	2,86,34,10,000
104. Grants under Provisio to Art.275(1) of the Constitution Welfare of Scheduled Tribes -	69,00,000
794. Special Central Assistance for Tribal Sub-Plan Other Special Area Programme -	5,03,22,000
102. Soil & Water Conservation	3,00,00,000
800. Other Grants	3,00,00,000
Total : 02	<u>2,98,06,32,000</u>

STATEMENT NO. 10 - Contd.

DETAILED ACCOUNT OF REVENUE BY MINOR HEADS

Heads	Actuals for 1996-97 Rs.
Receipt Heads (Revenue Account) - Contd.	
C. Grants-In-Aid And Contributions - Contd.	
1601. Grants-in-aid from Central Government - Contd.	
03. Grants for Central Plan Schemes	
Sports and Youth Services -	
102. Youth Welfare Programme for Students	8,46,700
103. Youth Welfare Programme for Non-Students	54,600
104. Sports and Games	43,50,000
Art & Culture	
102. Promotion of Art & Culture	37,500
Elementary Education -	
105. Non-Formal Education	37,77,000
Public Health -	
101. Prevention & Control of Diseases	69,252
Welfare of Scheduled Caste -	
793. Special Central Assistance for Scheduled Caste Component Plan Welfare of Schedule Tribe	5,11,400
277. Education	73,90,000
Survey & Statistics -	
112. Economic Advice & Statistics	31,00,000
Civil Supply -	
800. Other Grants	66,60,000
Food, Storage & Ware housing -	
004. Research & Evaluation	63,75,000
Non-Conventional Source of Energy -	
600. Other Sources of Energy	53,33,600
Land Reforms -	
800. Other Grants	49,87,976
Crop Husbandary -	
102. Food Grain Crops	6,00,000
103. Seeds	29,75,000
113. Agriculture Engineering	20,10,000
107. Plant Protection	32,50,000
119. Horticulture and Vegetable Crops	8,42,500
108. Commercial Crop	8,43,500
111. Agricultural economics Statistics	1,67,000

STATEMENT NO. 10 - Contd.

DETAILED ACCOUNT OF REVENUE BY MINOR HEADS

Heads	Actuals for 1996-97 Rs.
Receipt Heads (Revenue Account) - Contd.	
C. Grants-In-Aid And Contributions - Contd.	
1601. Grants-in-aid from Central Government - Contd.	
03. Grants for Central Plan Schemes - Contd.	
Dairy Development	
102. Dairy Development Projects	49,10,000
Waste Land Development -	
101. National Waste Land Dev. Programme	13,58,000
Social Welfare -	
102. Child Welfare	97,388
Village & Small Industries -	
102. small Scale Industries	17,67,000
111. Employment Scheme for Un-employed Youths	1,01,800
Rural Development (IRDP) -	
003. Training	5,40,000
Forestry & Wild Life -	
102. Social & Farm forestry	4,60,71,000
110. Wild Life Preservation	15,37,000
Marketing & Quality Control -	
004. Research & Evaluation	
101. Marketing Facilities	2,00,000
	<hr/>
Total:03	11,07,63,216
	<hr/>
04. Grants for Centrally Sponsored Plan Schemes	
Language Development	
102. Promotion of MIL and Literature	1,06,19,268
Elementary Education -	
105. Non Formal Education	2,45,02,000
107. Teachers' Training	41,44,000
800. Other Grants	32,85,400
Secondary Education -	
052. Equipment	16,53,760
Adult Education -	
200. Other Adult Education Programmes	20,64,289
Administration of Justice -	
800. Other Grants	51,00,000
Sports and Youth Services -	
101. Physical Education	2,18,000

STATEMENT NO. 10 - Contd.

DETAILED ACCOUNT OF REVENUE BY MINOR HEADS

Heads	Actuals for 1996-97 Rs.
-------	-------------------------------

Receipt Heads (Revenue Account) - Contd.

C. Grants-In-Aid And Contributions - Contd.

1601. Grants-in-aid from Central Government - Contd.

04.	Grants for Centrally Sponsored Plan Schemes - Contd.	
103.	Youth Welfare Programmes for non-students Public Health -	15,000
101.	Prevention and Control of Diseases Wasteland Development -	3,03,46,152
101.	National Wasteland Dev. Programme Family Welfare -	1,46,90,000
001.	Direction and Administration	90,00,000
003.	Training	38,80,750
004.	Research and Evaluation	7,000
101.	Rural Family Welfare Services	1,83,09,000
102.	Urban Family Welfare Services	18,00,000
103.	Maternity and Child Health	1,25,48,750
105.	Compensation	5,52,000
106.	Mass Education	15,74,000
108.	Selected Area Programmes	20,00,000
200.	Other Services and Supplies Sewerage and Sanitation Services -	6,67,000
105.	Sanitation Services Water Supply -	16,00,000
101	Urban Water Supply Programmes	76,04,000
102.	Rural Water Supply Programmes Welfare of Scheduled Caste -	5,16,76,000
277.	Education	1,58,660
800.	Other Grants Crop Husbandry -	1,64,20,000
105.	Manures and Fertilisers	6,85,000
108.	Commercial Crops	79,25,000
103.	Seeds (ISPP)	14,00,000
112.	Development of Pulses	35,76,000
114.	Development of Oil seedss	1,64,00,000
119.	Horticulture & Vegetable Crops	1,87,86,000
102	Foodgrain Crops Animal Husbandry -	18,96,000
101.	Veterinary Services and Animal Health	21,28,000
102.	Cattle and Buffalo Development	1,50,000

STATEMENT NO. 10 - Contd.

DETAILED ACCOUNT OF REVENUE BY MINOR HEADS

Heads	Actuals for 1996-97 Rs.
Receipt Heads (Revenue Account) - Contd.	
C. Grants-In-Aid And Contributions - Contd.	
1601. Grants-in-aid from Central Government - Contd.	
04. Grants for Centrally sponsored Plan Schemes - Contd.	
104. Sheep and Wool Development	4,35,000
105. Piggery Development	12,61,000
106. Other Livestock Development	9,50,000
Fisheries -	
101. Inland Fisheries	26,00,000
103. Marine Fisheries	2,02,361
Command Area Development Programme -	
800. Other Grants	1,30,69,000
Welfare of Scheduled Tribes -	
277. Education	79,10,200
800. Other Grants	2,10,30,000
Land Reforms -	
800. Other Grants	75,00,000
Environmental Forestry & Wild Life -	
110. Wild Life preservation	12,64,000
Labour & Employment -	
003. Training of Craftsman & Supervisors	17,64,042
052. Machinery & Equipment	11,14,201
Integrated Dev. of Smal & Medium Town -	
800. Other Grants	16,60,000
Social Welfare -	
101. Welfare of Handicapped	3,07,800
102. Child Welfare	4,59,48,131
Forestry -	
101. Forests Conservation, Dev. & Regeneratn.	35,00,000
102. Social and Farm Forestry	68,57,000
Bio Energy -	
101. National Programme for Bio-gas Development	3,60,000
Civil Supply -	
800. Other Grants	30,90,000
Village and Small Industries -	
103. Handloom Industries	1,95,82,999
Co-operative (Agri)	

STATEMENT NO. 10 - Contd.

DETAILED ACCOUNT OF REVENUE BY MINOR HEADS

Heads	Actuals for 1996-97 Rs.
Receipt Heads (Revenue Account) - Contd.	
C. Grants-In-Aid And Contributions - Contd.	
04. Grants for Centrally Sponsored Plan Schemes - Concl'd. Elementary Education (Contd.) Integrated Dev. of Small & Medium Town -	
107. Assistance to Credit Co-operatives	7,50,000
191. Assistance to Local Bodies Corporations, Urban Development Auth., Town Improvement Boards, etc.	48,65,000
800. Other Grants	5,50,000
800. Other Grants	68,43,180
Total : 04	43,07,94,943
05. Grants for Special Plan Schemes	
101. Schemes of North Eastern Council Grant for Upgradation of Service and Special Problems	4,76,48,503
800. Other Grants	13,68,29,490
	5,04,000
Total: 05	18,49,81,993
Total : 1601 ⁶	5,06,57,01,411
1603. States' Share of Union Excise Duties	
101. States' Share of Basic Union Excise Duties	1,87,80,00,000
103. Additional Excise Duties in lieu of Sales Tax	5,87,00,000
Total : 1603	1,93,67,00,000
TOTAL : C. GRANTS-IN-AID AND CONTRIBUTIONS	7,00,24,01,411
TOTAL : RECEIPT HEADS (REVENUE ACCOUNT)	8,22,90,42,494

STATEMENT

DETAILED ACCOUNT OF EXPENDITURE

(Figures in italics represent

Heads

Actuals

Non-Plan

(1)

(2)

Rs.

EXPENDITURE HEADS

(REVENUE ACCOUNT)

A. GENERAL SERVICES**(a) Organs of State****2011. Parliament/State/Union Territory Legislatures****02. State/Union Territory Legislatures**

101. Legislative Assembly	5,28,742
103. Legislative Secretariat	1,06,31,368
104. Legislator's Hostel	2,14,69,969
800. Other expenditure	16,86,747
	29,925

5,28,742

Total : 2011

3,38,18,009

2012. President, Vice President/Governor, Administrator of Union Territories**03. Governor/Administrator of Union Territories -**

090. Secretariat	40,70,838
101. Emoluments and allowances of the Governor/Administrator of Union Territories	41,067
102. Discretionary Grants	6,49,767
103. Household Establishment	19,92,531
105. Medical Facilities	19,955
106. Entertainment Expenses	68,738
107. Expenditure from Contract Allowance	2,16,977
108. Tour expenses	65,588
800. Other expenditure	3,01,639

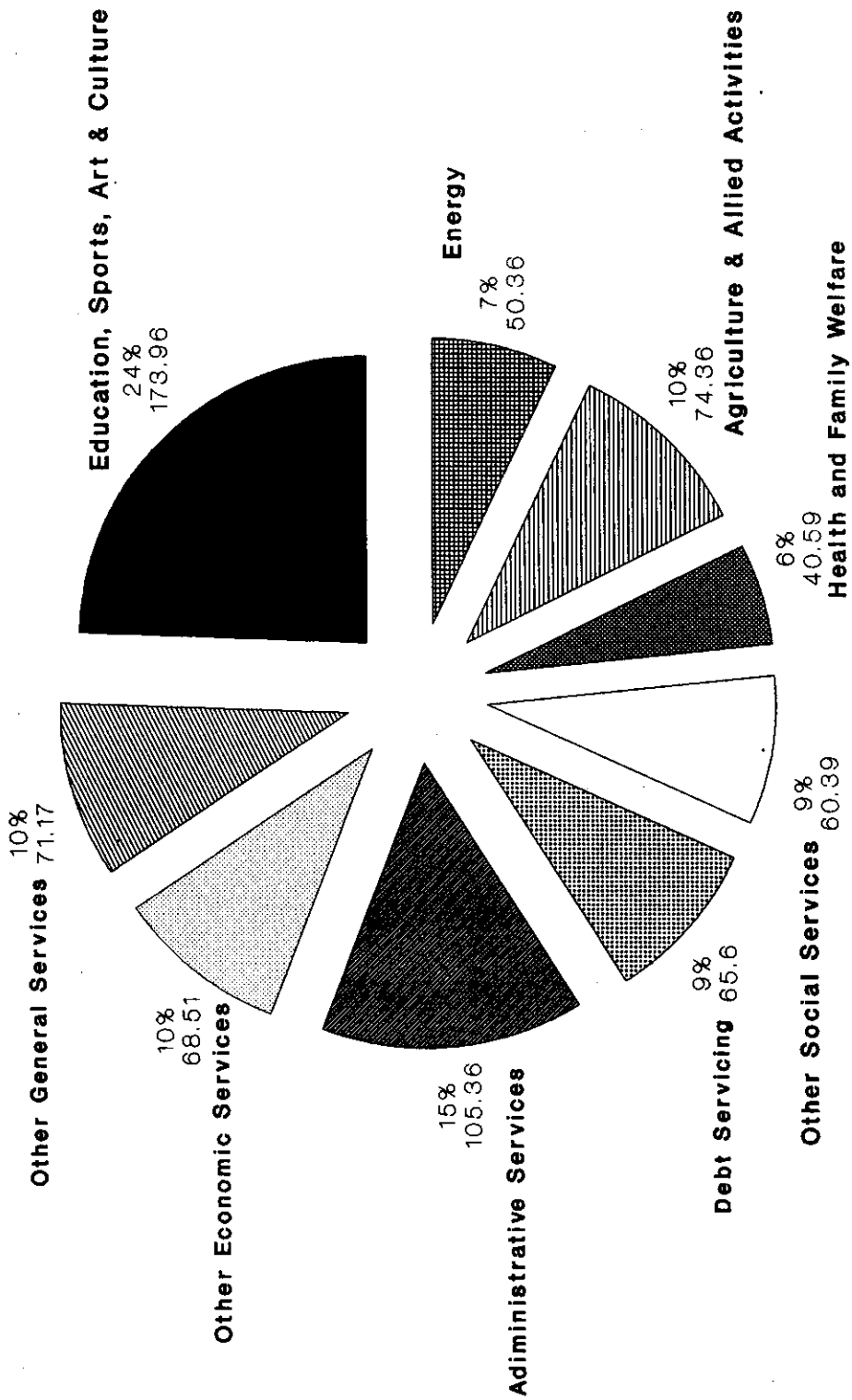
Total : 2012

74,27,100


SUB SECTORWISE REVENUE EXPENDITURE

DURING 1996-97

(Rupees in crores)



Total Revenue Expenditure :- Rs. 710.30



NO. 11

BY MINOR HEADS

charged expenditure)

for 1996-97

Plan	Centrally Spon- sored Plan Schemes (including NEC, Central Plan and Sub-Plan Schemes)	Total
(3)	(4)	(5)
Rs.	Rs.	Rs.
...	...	5,28,742
...	...	1,06,31,368
...	...	2,14,69,969
...	...	16,86,747
...	...	29,925
...	...	3,43,46,751
...	...	40,70,838
...	...	41,067
...	...	6,49,767
...	...	19,92,531
...	...	19,955
...	...	68,738
...	...	2,16,977
...	...	65,588
...	...	3,01,639
...	...	74,27,100

STATEMENT

DETAILED ACCOUNT OF EXPENDITURE

(Figures in italics represent
Heads
Actuals

10	(1)	Non-Plan (2)
		Rs.
A. GENERAL SERVICES - Contd.		
(a) Organs of State - Concl'd.		
2013. Council of Ministers		
101. Salary of Ministers and Deputy Ministers		44,58,831
105. Discretionary Grants by Ministers		8,50,000
108. Tour expenses		16,00,000
800. Other expenditure		58,57,801
		<hr/>
Total : 2013		1,27,66,632
		<hr/>
2014. Administration of Justice		
102. High Courts		2,67,88,780
103. Special Courts		18,10,768
105. Civil and Session Courts		1,52,07,729
114. Legal Advisers and Counsels		62,26,996
		<hr/>
Total : 2014		2,67,88,780
		<hr/>
		2,32,45,493
		<hr/>
2015. Elections		
101. Election Commission		1,39,35,131
102. Electoral Officers		81,94,482
103. Preparation and Printing of Electoral rolls		12,36,274
105. Charges for conduct of Elections to Parliament		2,72,50,092
106. Charges for conduct of elections to State/Union Territory Legislature		1,71,153
		<hr/>
Total : 2015		5,07,87,132
		<hr/>
Total (a) Organs of State		3,47,44,622
		<hr/>
		12,06,17,266
		<hr/>

NO. 11

BY MINOR HEADS - Contd.

charged expenditure)

for 1996-97

Plan	Centrally Spon- sored Plan Schemes (including NEC, Central Plan and Sub-Plan Schemes)	Total
(3)	(4)	(5)
Rs.	Rs.	Rs.
...	...	44,58,831
...	...	8,50,000
...	...	16,00,000
...	...	58,57,801
...	...	1,27,66,632
...	...	2,67,88,780
...	...	18,10,768
...	...	1,52,07,729
...	...	62,26,996
...	...	5,00,34,273
...	...	1,39,35,131
...	...	81,94,482
...	...	12,36,274
...	...	2,72,50,092
...	...	1,71,153
...	...	5,07,87,132
...	...	15,53,61,888

STATEMENT

DETAILED ACCOUNT OF EXPENDITURE

(Figures in italics represent

Heads

Actuals

Non-Plan

(1)

(2)

Rs.

A. GENERAL SERVICES - Contd.**(b) Fiscal Services****(ii) Collection of Taxes on Property and Capital Transactions****2029. Land Revenue**

001. Direction and Administration	1,42,53,897
101. Collection Charges	1,54,32,834
102. Survey and Settlement Operations	79,74,180
103. Land Records	1,06,59,100
104. Management of Government Estates	...

Total : 2029

4,83,20,011

2030. Stamps and Registration**02. Stamps - Non-Judicial**

101. Cost of Stamps	4,30,289
---------------------	----------

Total : 02

4,30,289

03. Registration

001. Direction and Administration	22,00,678
-----------------------------------	-----------

Total : 03

22,00,678

Total : 2030

26,30,967

Total : (ii) Collection of Taxes on Property and Capital Transactions

5,09,50,978

(iii) Collection of Taxes on Commodities and Services**2039. State Excise**

001. Direction and Administration	76,31,881
-----------------------------------	-----------

Total : 2039

76,31,881

NO. 11

BY MINOR HEADS - Contd.

charged expenditure)

for 1996-97

Plan	Centrally Spon- sored Plan Schemes (including NEC, Central Plan and Sub-Plan Schemes)	Total
(3)	(4)	(5)
Rs.	Rs.	Rs.
...	...	1,42,53,897
...	...	1,54,32,834
47,88,477	...	1,27,62,657
...	...	1,06,59,100
...	7,81,864	7,81,864
<u>47,88,477</u>	<u>7,81,864</u>	<u>5,38,90,352</u>
...	...	4,30,289
...	...	4,30,289
...	...	22,00,678
...	...	22,00,678
...	...	26,30,967
<u>47,88,477</u>	<u>7,81,864</u>	<u>5,65,21,319</u>
...	...	76,31,881
...	...	76,31,881

STATEMENT

DETAILED ACCOUNT OF EXPENDITURE

(Figures in italics represent

Heads

Actuals

	(1)	(2)
		Non-Plan
		Rs.
A. GENERAL SERVICES - Contd.		
(b) Fiscal Services - Contd.		
2040. Sales Tax		
001. Direction and Administration		13,28,783
101. Collection Charges		72,53,308
Total : 2040		85,82,091
2041. Taxes on Vehicles		
001. Direction and Administration		15,66,202
101. Collection Charges		66,88,797
800. Other expenditure		...
Total : 2041		82,54,999
2045. Other Taxes and Duties on Commodities and Services		
101. Collection Charges - Entertainment Tax		5,24,771
Total : 2045		5,24,771
Total : (iii) Collection of Taxes on Commodities and Services		2,49,93,742
(iv) Other Fiscal Services		
2047. Other Fiscal Services		
103. Promotion of Small Savings		23,53,400
Total : 2047		23,53,400
Total:(iv) Other Fiscal Services		23,53,400
Total : (b) Fiscal Services		7,82,98,120

NO. 11

BY MINOR HEADS - Contd.

charged expenditure)

for 1996-97

Plan	Centrally Spon- sored Plan Schemes (including NEC, Central Plan and Sub-Plan Schemes)	Total
(3)	(4)	(5)
Rs.	Rs.	Rs.
...	...	13,28,783
...	...	72,53,308
...	...	85,82,091
...	...	15,66,202
...	...	66,88,797
37,35,291	...	37,35,291
37,35,291	...	1,19,90,290
...	...	5,24,771
...	...	5,24,771
37,35,291	...	2,87,29,033
...	...	23,53,400
...	...	23,53,400
...	...	23,53,400
85,25,768	7,81,864	8,76,03,752

STATEMENT

DETAILED ACCOUNT OF EXPENDITURE

(Figures in italics represent

<i>Heads</i>	<i>Actuals</i>
	<u>Non-Plan</u>
(1)	(2)
	Rs.
A. GENERAL SERVICES - Contd.	
(c) Interest payments and servicing of Debt	
2049. Interest Payments	
01. Interest on Internal Debt	
101. Interest on Market Loans	17,77,92,909
200. Interest on Other Internal Debts	11,01,29,761
305. Management of Debt	3,04,097
	<u>28,82,26,767</u>
03. Interest on Small Savings, Provident Funds etc.	
101. Interest on Savings Deposits	4,858
104. Interest on State Provident Funds	15,76,93,579
	<u>15,76,98,437</u>
04. Interest on Loans and Advances from Central Government	
101. Interest on Loans for State/ Union Territory Plan Schemes	9,98,55,940
102. Interest on Loans for Central Plan Schemes	94,11,343
103. Interest on Loans for Centrally Sponsored Plan Schemes	89,86,950
104. Interest on Loans for Non-Plan Schemes	6,11,88,150
105. Interest on Loans for Special Plan Schemes	96,83,016
107. Interest on Pre-1984-85 Loans	2,09,00,403
108. Interest on 84-89 Loans	...
	<u>21,00,25,802</u>
Total : 2049	<u>65,59,51,006</u>
Total : (c) Interest Payments and Servicing of Debt	<u>65,59,51,006</u>

NO. 11

BY MINOR HEADS - Contd.
charged expenditure)

for 1996-97

Plan	Centrally Spon- sored Plan Schemes (including NEC, Central Plan and Sub-Plan Schemes)	Total
(3) Rs.	(4) Rs.	(5) Rs.
...	...	17,77,92,909
...	...	11,01,29,761
...	...	3,04,097
...	...	28,82,26,767
...	...	4,858
...	...	15,76,93,579
...	...	15,76,98,437
...	...	9,98,55,940
...	...	94,11,343
...	...	89,86,950
...	...	6,11,88,150
...	...	96,83,016
...	...	2,09,00,403
...
...	...	21,00,25,802
...	...	65,59,51,006
...	...	65,59,51,006

STATEMENT
DETAILED ACCOUNT OF EXPENDITURE
(Figures in italics represent

Heads	Actuals
	Non-Plan
(1)	(2) Rs.
A. GENERAL SERVICES - Contd.	
(d) Administrative Services	
2051. Public Service Commission	
102. State Public Service Commission	49,05,278
Total : 2051	49,05,278
2052. Secretariat-General Services	
090. Secretariat	7,36,86,056
092. Other Offices	8,60,336
099. Board of Revenue	9,68,591
Total : 2052	7,55,14,983
2053. District Administration	
093. District Establishments	2,55,20,948
094. Other Establishments	2,90,51,915
Total : 2053	5,45,72,863
2054. Treasury and Accounts Administration	
095. Directorate of Accounts and Treasuries	6,09,393
097. Treasury Establishment	1,40,51,767
098. Local Fund Audit	35,10,417
Total : 2054	1,81,71,577
2055. Police	
001. Direction and Administration	11,72,71,528
003. Education and Training	1,12,42,552
101. Criminal Investigation and Vigilance	3,40,99,960
104. Special Police	34,13,76,557
109. District Police	20,50,12,869
114. Wireless and Computers	3,48,52,173
115. Modernisation of Police Force	2,43,05,681
116. Forensic Science	13,61,563
Total : 2055	76,95,22,883

NO. 11

BY MINOR HEADS - Contd.

charged expenditure)

for 1996-97

Plan	Centrally Spon- sored Plan Schemes (including NEC, Central Plan and Sub-Plan Schemes)	Total
(3) Rs.	(4) Rs.	(5) Rs.
...	...	49,05,278
...	...	49,05,278
...	...	7,36,86,056
...	...	8,60,336
...	...	9,68,591
...	...	7,55,14,983
...	...	2,55,20,948
...	...	2,90,51,915
...	...	5,45,72,863
19,22,715	...	25,32,108
...	...	1,40,51,767
3,99,800	...	39,10,217
23,22,515	...	2,04,94,092
...	...	11,72,71,528
...	...	1,12,42,552
...	...	3,40,99,960
...	...	34,13,76,557
...	...	20,50,12,869
...	...	3,48,52,173
...	...	2,43,05,681
...	...	13,61,563
...	...	76,95,22,883

STATEMENT

DETAILED ACCOUNT OF EXPENDITURE

(Figures in italics represent

Heads

Actuals

Non-Plan

(1)

(2)

Rs.

A. GENERAL SERVICES - Contd.**(d) Administrative Services - Contd.****2056. Jails**

001. Direction and Administration	9,07,426
101. Jails	2,45,15,834
102. Jail Manufactures	10,091
800. Other expenditure	11,99,463

Total : 2056

2,66,32,814

2058. Stationery and Printing

101. Purchase and Supply of Stationery Stores	45,53,511
102. Printing, Storage and Distribution of Forms	...
103. Government Presses	95,69,501

Total : 2058

1,41,23,012

2059. Public Works

01. Office Buildings	
053. Maintenance and Repairs	2,08,41,100
101. Construction of General Pool office Accommodation	5,79,000

Total : 01

2,14,20,100

60. Other Buildings	
053. Maintenance and Repairs	57,29,776

Total : 60

57,29,776

80. General

001. Direction and Administration	(-) 74,09,954
052. Machinery and Equipment	4,32,982
103. Furnishings	...

NO. 11

BY MINOR HEADS - Contd.

charged expenditure)

for 1996-97

Plan	Centrally Spon- sored Plan Schemes (including NEC, Central Plan and Sub-Plan Schemes)	Total
(3)	(4)	(5)
Rs.	Rs.	Rs.
...	...	9,07,426
...	...	2,45,15,834
...	...	10,091
...	2,04,181	14,03,644
...	2,04,181	2,68,36,995
...	...	45,53,511
3,87,509	...	3,87,509
29,68,489	...	1,25,37,990
33,55,998	...	1,74,79,010
...	...	2,08,41,100
...	...	5,79,000
...	...	2,14,20,100
...	...	57,29,776
...	...	57,29,776
2,51,40,038	...	1,77,30,084
...	...	4,32,982
...

STATEMENT
DETAILED ACCOUNT OF EXPENDITURE

(Figures in italics represent

Heads

Actuals

Non-Plan

(1)	(2)
	Rs.
A. GENERAL SERVICES - Contd.	
(d) Administrative Services - Concl'd.	
2059. Public Works - Concl'd.	
799. Suspense	(-) 2,74,90,887
800. Other expenditure	30,55,863
Total:80	(-) 3,14,11,996
Total : 2059	(-) 42,62,120
2070. Other Administrative Services	
003. Training	13,04,245
104. Vigilance	42,92,593
105. Special Commission of Inquiry	12,40,462
107. Home Guards	2,93,47,660
108. Fire Protection and Control	1,15,17,543
115. Guest Houses, Government Hostels, etc.	1,16,27,816
800. Other Expenditure	21,11,051
Total : 2070	6,14,41,370
Total : (d) Administrative Services	49,05,278 1,01,57,17,382
(e) Pensions and Miscellaneous General Services	
2071. Pensions and other Retirement Benefits	
01. Civil	
101. Superannuation and Retirement Allowances	24,71,70,986
102. Commuted Value of Pensions	2,95,96,742
104. Gratuities	5,85,65,703
105. Family Pensions	12,53,50,149
111. Pensions to Legislators	56,52,759
Total : 2071	46,63,36,339

NO. 11

BY MINOR HEADS - Contd.

charged expenditure)

for 1996-97

Plan	Centrally Spon- sored Plan Schemes (including NEC, Central Plan and Sub-Plan Schemes)	Total
(3) Rs.	(4) Rs.	(5) Rs.
....	...	(-) 2,74,90,887
...	...	30,55,863
<u>2,51,40,038</u>	...	<u>(-) 62,71,958</u>
<u>2,51,40,038</u>	...	<u>2,08,77,918</u>
19,27,418	...	32,31,663
...	...	42,92,593
...	...	12,40,462
...	...	2,93,47,660
...	...	1,15,17,543
...	...	1,16,27,816
...	...	21,11,051
<u>19,27,418</u>	...	<u>6,33,68,788</u>
<u>3,27,45,969</u>	<u>2,04,181</u>	<u>1,05,35,72,810</u>
....	...	24,71,70,986
...	...	2,95,96,742
...	...	5,85,65,703
...	...	12,53,50,149
...	...	56,52,759
<u>....</u>	<u>...</u>	<u>46,63,36,339</u>

STATEMENT

DETAILED ACCOUNT OF EXPENDITURE

(Figures in italics represent

Heads

Actuals

(1)	Non-Plan	(2)
		Rs.
A. GENERAL SERVICES - Concl'd		
(e) Pensions and Miscellaneous General Services - Concl'd.		
2075. Miscellaneous General Services		
103. State Lotteries	25,04,954	
Total : 2075	<u>25,04,954</u>	
Total : (e)Pensions and Miscellaneous General Services	<u>46,88,41,293</u>	
TOTAL : A. GENERAL SERVICES	<u>69,56,00,906</u>	
	<u>1,68,34,74,061</u>	
B. SOCIAL SERVICES		
(a) Education, Sports, Art and Culture		
2202. General Education		
01. Elementary Education		
001. Direction and Administration	1,66,03,766	
052. Equipment	...	
053. Maintenance of Buildings	...	
101. Government Primary Schools	61,06,69,742	
102. Assistance to Non-Government Primary Schools	3,88,53,859	
104. Inspection	1,29,75,587	
105. Non Formal Education	...	
106. Teachers and other Services	...	
107. Teachers training	...	
108. Text Books	...	
109. Scholarships and Incentives	...	
110. Examination	...	
800. Other expenditure	6,52,07,223	
Total:01	<u>74,43,10,177</u>	

NO. 11

BY MINOR HEADS - Contd.

charged expenditure)

for 1996-97

Plan	Centrally Spon- sored Plan Schemes (including NEC, Central Plan and Sub-Plan Schemes)	Total
(3)	(4)	(5)
Rs.	Rs.	Rs.
...	...	25,04,954
...	...	25,04,954
...	...	46,88,41,293
4,12,69,737	9,86,045	2,42,13,30,749
9,87,604	...	1,75,91,370
39,77,282	...	39,77,282
...
2,75,80,650	...	63,82,50,392
3,28,77,609	...	7,17,31,468
...	...	1,29,75,587
44,00,000	2,69,48,603	3,13,48,603
92,705	...	92,705
1,69,339	...	1,69,339
1,13,814	...	1,13,814
12,916	...	12,916
97,177	...	97,177
77,04,922	9,84,000	7,38,96,145
7,80,14,018	2,79,32,603	85,02,56,798

STATEMENT

DETAILED ACCOUNT OF EXPENDITURE

(Figures in italics represent

Heads

Actuals

Non-Plan

(1)	(2) Rs.
B. SOCIAL SERVICES - Contd.	
(a) Education, Sports, Art and Culture - Contd.	
2202. General Education - Contd.	
02. Secondary Education	
001. Direction and Administration	2,18,070
004. Research and Training	...
052. Equipments	...
053. Maintenance of Buildings	...
101. Inspection	20,54,982
103. Non-Formal Education	...
104. Teachers and other Services	...
105. Teachers Training	12,44,041
106. Text Books	...
107. Scholarships	15,58,874
108. Examinations	...
109. Government Secondary Schools	42,23,53,467
110. Assistance to Non-Government Secondary Schools	2,19,65,337
191. Assistance to Local Bodies for Secondary Education	2,00,000
800. Other expenditure	...
Total : 02	44,95,94,771
03. University and Higher Education	
001. Direction and Administration	42,39,912
102. Assistance to Universities	2,75,00,000
103. Government Colleges and Institutes	16,03,47,659
104. Assistance to Non-Government Colleges and Institutes	1,31,34,000
105. Faculty Development Programme	17,16,845
106. Text Book Development	...
107. Scholarships	6,88,635
112. Institutes of higher learning	...
800. Other expenditure	...
Total : 03	20,76,27,051

NO. 11

BY MINOR HEADS - Contd.

charged expenditure)

for 1996-97

Plan	Centrally Spon- sored Plan Schemes (including NEC, Central Plan and Sub-Plan Schemes)	Total
(3)	(4)	(5)
Rs.	Rs.	Rs.
1,48,332	...	3,66,402
70,222	...	70,222
6,69,267	36,24,000	42,93,267
18,30,000	...	18,30,000
99,754	...	21,54,736
...
...
99,912	...	13,43,953
2,95,795	...	2,95,795
...	...	15,58,874
...
33,20,414	25,14,871	42,81,88,752
18,00,000	...	2,37,65,337 ✓
67,99,024	...	69,99,024 ✓
28,65,246	...	28,65,246
<u>1,79,97,966</u>	<u>61,38,871</u>	<u>47,37,31,608</u>
7,29,541	...	49,69,453
1,50,74,000	82,42,969	5,08,16,969 ✓
3,68,11,432	...	19,71,59,091
2,00,000	...	1,33,34,000 ✓
30,000	...	17,46,845
4,99,988	...	4,99,988
...	52,000	7,40,635
6,89,585	...	6,89,585
10,96,500	39,72,832	50,69,332
<u>5,51,31,046</u>	<u>1,22,67,801</u>	<u>27,50,25,898</u>

STATEMENT

DETAILED ACCOUNT OF EXPENDITURE

(Figures in italics represent

Heads	Actuals
(1)	(2)
	Non-Plan
	Rs.
B. SOCIAL SERVICES - Contd.	
(a) Education, Sports, Art and Culture - Contd.	
2202. General Education - Concl'd.	
04. Adult Education	
001. Direction and Administration	22,31,000
103. Rural Functional Literacy Programmes	...
Total : 04	22,31,000
05. Language Development	
001. Direction and Administration	2,95,412
102. Promotion of Modern Indian Languages and Literature	5,50,269
103. Sanskrit Education	5,06,724
200. Other Language Education	...
Total : 05	13,52,405
80. General	
001. Direction and Administration	1,52,40,937
003. Training	98,37,143
004. Research	...
107. Scholarships	99,750
210. State Institute of Education and Technology	...
800. Other expenditure	...
Total : 80	2,51,77,830
Total : 2202	1,43,02,93,234
2203. Technical Education	
001. Direction and Administration	1,71,987
105. Polytechnics	20,25,420
107. Scholarships	3,36,280
Total : 2203	25,33,687

NO. 11

BY MINOR HEADS - Contd.

charged expenditure)

for 1996-97

Plan	Centrally Spon- sored Plan Schemes (including NEC, Central Plan and Sub-Plan Schemes)	Total
(3)	(4)	(5)
Rs.	Rs.	Rs.
75,44,000	...	97,75,000
...	30,56,000	30,56,000
<u>75,44,000</u>	<u>30,56,000</u>	<u>1,28,31,000</u>
8,753	...	3,04,165
3,89,772	1,05,64,936	1,15,04,977
24,992	...	5,31,716
28,487	...	28,487
<u>4,52,004</u>	<u>1,05,64,936</u>	<u>1,23,69,345</u>
2,21,135	...	1,54,62,072
24,39,619	...	1,22,76,762
...
...	...	99,750
...
11,500	...	11,500
<u>26,72,254</u>	<u>...</u>	<u>2,78,50,084</u>
<u>16,18,11,288</u>	<u>5,99,60,211</u>	<u>1,65,20,64,733</u>
11,99,898	...	13,71,885
83,70,474	...	1,03,95,894
...	...	3,36,280
<u>95,70,372</u>	<u>...</u>	<u>1,21,04,059</u>

STATEMENT

DETAILED ACCOUNT OF EXPENDITURE

(Figures in italics represent

Heads

Actuals

(1)	(2)
	Non-Plan
	Rs.
B. SOCIAL SERVICES-Contd.	
(a) Education, Sports, Art and Culture - Concl'd.	
2204. Sports and Youth Services	
001. Direction and Administration	43,57,329
101. Physical Education	73,01,093
102. Youth Welfare Programmes for Students	55,09,472
103. Youth Welfare Programmes for non-students	...
104. Sports and Games	5,74,946
Total : 2204	<u>1,77,42,840</u>
2205. Art and Culture	
001. Direction and Administration	16,000
101. Fine Art Education	7,18,777
102. Promotion of Art and Culture	31,80,000
103. Archaeology	6,43,675
104. Archives	2,73,424
105. Public Libraries	4,82,739
107. Museums	9,11,469
800. Other expenditure	...
Total : 2205	<u>62,26,084</u>
Total : (a) Education, Sports, Art and Culture	<u>1,45,67,95,845</u>
(b) Health and Family Welfare	
2210. Medical and Public Health	
01. Urban Health Services - Allopathy -	
001. Direction and Administration	2,36,86,450
104. Medical Stores Depots	1,50,40,369
109. School Health Scheme	41,25,617
110. Hospitals and Dispensaries	3,99,50,893
Total : 01	<u>8,28,03,329</u>

NO. 11

BY MINOR HEADS - Contd.

charged expenditure)

for 1996-97

Plan	Centrally Spon- sored Plan Schemes (including NEC, Central Plan and Sub-Plan Schemes)	Total
(3)	(4)	(5)
Rs.	Rs.	Rs.
41,43,086	...	85,00,415
92,38,295	...	1,65,39,388
8,18,662	...	63,28,134
31,76,268	7,96,600	39,72,868
1,33,73,884	43,50,000	1,82,98,830
<u>3,07,50,195</u>	<u>51,46,600</u>	<u>5,36,39,635</u>
19,58,000	...	19,74,000
14,25,090	...	21,43,867
12,13,332	48,000	44,41,332
7,80,321	...	14,23,996
14,02,283	1,50,000	18,25,707
24,05,569	...	28,88,308
7,79,321	...	16,90,790
53,87,000	...	53,87,000
<u>1,53,50,916</u>	<u>1,98,000</u>	<u>2,17,75,000</u>
<u>21,74,82,771</u>	<u>6,53,04,811</u>	<u>1,73,95,83,427</u>
48,89,511	...	2,85,75,961
...	...	1,50,40,369
...	...	41,25,617
1,25,68,677	...	5,25,19,570
<u>1,74,58,188</u>	<u>...</u>	<u>10,02,61,517</u>

STATEMENT

DETAILED ACCOUNT OF EXPENDITURE

(Figures in italics represent

Heads	(1)	(2)	<u>Actuals</u>
		Non-Plan	
			Rs.
B. SOCIAL SERVICES - Contd.			
(b) Health and Family Welfare - Contd.			
2210. Medical and Public Health - Contd.			
02. Urban Health Services -			
Other systems of medicine			
102. Homeopathy		29,12,507	
Total : 02		<u>29,12,507</u>	
03. Rural Health Services -			
Allopathy			
101. Health Sub-centres		3,13,38,415	
103. Primary Health Centres		3,89,18,221	
104. Community Health Centres		17,77,547	
110. Hospitals and Dispensaries		2,36,84,281	
Total : 03		<u>9,57,18,464</u>	
04. Rural Health Services -Other			
Systems of medicine			
102. Homeopathy		7,46,555	
200. Other Systems		...	
Total : 04		<u>7,46,555</u>	
05. Medical Education, Training			
and Research			
105. Allopathy		1,99,26,973	
200. Other Systems		...	
Total : 05		<u>1,99,26,973</u>	

NO. 11

BY MINOR HEADS - Contd.

charged expenditure)

for 1996-97

Plan	Centrally Spon- sored Plan Schemes (including NEC, Central Plan and Sub-Plan Schemes)	Total
(3)	(4)	(5)
Rs.	Rs.	Rs.
...	...	29,12,507
...	...	29,12,507
...	...	3,13,38,415
1,06,56,662	...	4,95,74,883
49,55,390	...	67,32,937
16,30,125	...	2,53,14,406
1,72,42,177	...	11,29,60,641
77,28,265	...	84,74,820
1,36,241	...	1,36,241
78,64,506	...	86,11,061
...	...	1,99,26,973
...
...	...	1,99,26,973

STATEMENT

DETAILED ACCOUNT OF EXPENDITURE

(Figures in italics represent

<i>Heads</i>	Non-Plan	<u>Actuals</u>
(1)	(2)	
	Rs.	
B. SOCIAL SERVICES - Contd.		
<i>(b) Health and Family Welfare - Concl'd.</i>		
2210. Medical and Public Health - Concl'd.		
06. Public Health		
101. Prevention and Control of diseases	5,56,95,639	
102. Prevention of Food Adulteration	...	
104. Drug Control	...	
107. Public Health Laboratories	...	
112. Public Health Education	48,96,151	
800. Other expenditure	31,26,234	
	<hr/>	
Total : 06	6,37,18,024	
	<hr/>	
80. General		
004. Health Statistics and Evaluation	1,12,01,701	
053. Maintenance and Repairs	...	
800. Other expenditure	55,37,581	
	<hr/>	
Total : 80	1,67,39,282	
	<hr/>	
Total : 2210	28,25,65,134	
	<hr/>	
2211. Family Welfare		
001. Direction and Administration	...	
003. Training	...	
053. Maintenance and Repairs	...	
101. Rural Family Welfare Services	...	
102. Urban Family Welfare Services	...	
103. Maternity and Child Health	...	
104. Transport	...	
105. Compensation	...	
106. Mass Education	...	
200. Other Services and Supplies	...	
800. Other expenditure	...	
	<hr/>	
Total : 2211	...	
	<hr/>	
Total : <i>(b) Health and Family Welfare</i>	28,25,65,134	
	<hr/>	

NO. 11

BY MINOR HEADS - Contd.

charged expenditure)

for 1994-95

Plan (3) Rs.	Centrally Spon- sored Plan Schemes (including NEC, Central Plan and Sub-Plan Schemes) (4) Rs.	Total (5) Rs.
...	1,92,25,986	7,49,21,625
23,57,544	...	23,57,544
8,07,803	...	8,07,803
9,951	...	9,951
1,03,345	...	49,99,496
79,746	...	32,05,980
<hr/> 33,58,389	<hr/> 1,92,25,986	<hr/> 8,63,02,399
1,56,094	...	1,13,57,795
...
...	...	55,37,581
<hr/> 1,56,094	<hr/> ...	<hr/> 1,68,95,376
<hr/> 4,60,79,354	<hr/> 1,92,25,986	<hr/> 34,78,70,474
...	1,01,27,543	1,01,27,543
...	41,88,665	41,88,665
...
...	2,39,45,656	2,39,45,656
...	15,90,610	15,90,610
...	26,76,420	26,76,420
...	6,54,524	6,54,524
...	5,18,420	5,18,420
...	15,13,339	15,13,339
...	1,21,78,356	1,21,78,356
...	6,78,000	6,78,000
<hr/> ...	<hr/> 5,80,71,533	<hr/> 5,80,71,533
<hr/> 4,60,79,354	<hr/> 7,72,97,519	<hr/> 40,59,42,007

STATEMENT
DETAILED ACCOUNT OF EXPENDITURE
(Figures in italics represent

<i>Heads</i>	<i>Actuals</i>
	Non-Plan
(1)	(2) Rs.
B. SOCIAL SERVICES - Contd.	
(c) Water Supply, Sanitation, Housing and Urban Development	
2215. Water Supply and Sanitation	
01. Water Supply	
001. Direction and Administration	94,08,610
101. Urban Water Supply Programmes	1,49,03,156
102. Rural Water Supply Programmes	50,73,680
799. Suspense	...
Total : 01	2,93,85,446
02. Sewerage and Sanitation	
107. Sewerage Services	4,77,42,128
Total : 02	4,77,42,128
Total : 2215	7,71,27,574
2216. Housing	
01. Government Residential Buildings	
067. Minor Works	1,25,481
106. General Pool accommodation	50,18,668
049. Power	1,24,511
Total : 01	52,68,660
80. General	
001. Direction and Administration	16,88,811
Total : 80	16,88,811
Total : 2216	16,88,811 52,68,660

NO. 119

BY MINOR HEADS - Contd.

charged expenditure)

for 1996-97

Plan	Centrally Spon- sored Plan Schemes (including NEC, Central Plan and Sub-Plan Schemes)	Total
(3)	(4)	(5)
Rs.	Rs.	Rs.
45,99,061	...	1,40,07,671
86,49,108	...	2,35,52,264
2,54,83,276	16,60,791	3,22,17,747
...
<u>3,87,31,445</u>	<u>16,60,791</u>	<u>6,97,77,682</u>
26,64,874	...	5,04,07,002
<u>26,64,874</u>	<u>...</u>	<u>5,04,07,002</u>
<u>4,13,96,319</u>	<u>16,60,791</u>	<u>12,01,84,684</u>
...	...	1,25,481
...	...	50,18,668
...	...	1,24,511
<u>..</u>	<u>...</u>	<u>52,68,660</u>
88,03,876	...	1,04,92,687
<u>88,03,876</u>	<u>...</u>	<u>1,04,92,687</u>
<u>88,03,876</u>	<u>...</u>	<u>1,57,61,347</u>

STATEMENT

DETAILED ACCOUNT OF EXPENDITURE

(Figures in italics represent

Heads

Actuals

Non-Plan

(1)

(2)

Rs.

B. SOCIAL SERVICES - Contd.**(c) Water Supply, Sanitation,
Housing and Urban
Development - Concl'd.****2217. Urban Development**

01. State Capital Development

191. Assistance to Local Bodies,
Corporations, Urban Development
Authorities, Town Improvement Boards, etc.
Boards, etc.

64,72,305

800. Other expenditure

16,27,695

Total : 01

81,00,000

80. General

800. Other expenditure

...

Total : 80

...

Total : 2217

81,00,000

Total : (c) Water Supply,
Sanitation, Housing and
Urban Development

16,88,811

9,04,96,234

(d) Information and Broadcasting**2220. Information and Publicity**

60. Others

001. Direction and Administration

34,22,420

101. Advertising and
Visual Publicity

6,43,876

102. Information Centres

4,19,556

103. Press Information Services

...

106. Field Publicity

7,89,053

107. Song and Drama Services

5,04,825

NO. 11

BY MINOR HEADS - Contd.

charged expenditure)

for 1996-97

Plan	Centrally Spon- sored Plan Schemes (including NEC, Central Plan and Sub-Plan Schemes)	Total
(3)	(4)	(5)
Rs.	Rs.	Rs.
...	...	64,72,305
3,06,67,013	3,05,06,135	6,28,00,843
<u>3,06,67,013</u>	<u>3,05,06,135</u>	<u>6,92,73,148</u>
...
...
<u>3,06,67,013</u>	<u>3,05,06,135</u>	<u>6,92,73,148</u>
<u>8,08,67,208</u>	<u>3,21,66,926</u>	<u>20,52,19,179</u>
7,34,085	...	41,56,505
5,45,191	...	11,89,067
9,31,662	...	13,51,218
4,83,850	...	4,83,850
13,89,641	...	21,78,694
5,84,995	...	10,89,820

STATEMENT

DETAILED ACCOUNT OF EXPENDITURE

(Figures in italics represent

<i>Heads</i>	<i>Non-Plan</i>	<i>Actuals</i>
(1)	(2)	
	Rs.	
B. SOCIAL SERVICES - Contd.		
(d) Information and Broadcasting - Concl'd.		
2220. Information and Publicity - Concl'd.		
60. <i>Others - Concl'd.</i>		
109. Photo Services	9,17,197	
110. Publications	7,61,711	
111. Community Radio & Television	...	
Total : 60	74,58,638	
Total : 2220	74,58,638	
Total : (d) <i>Information and Broadcasting</i>	74,58,638	
(e) Welfare of Scheduled Castes, Scheduled Tribes and Other Backward Classes		
2225. Welfare of Scheduled Castes, Scheduled Tribes and Other Backward Classes		
01. <i>Welfare of Scheduled Castes</i>		
102. Economic Development	...	
277. Education	3,90,700	
282. Health	...	
283. Housing	...	
Total : 01	3,90,700	
02. <i>Welfare of Scheduled Tribes</i>		
001. Direction and Administration	...	
102. Economic Development	94,054	
277. Education	46,21,870	
282. Health	...	
283. Housing	...	
794. Special Central Assistance for Tribal Sub-Plan	...	
800. Other expenditure	...	
Total : 02	47,15,924	

NO. 11

BY MINOR HEADS - Contd.

charged expenditure)

for 1996-97

Plan	Centrally Spon- sored Plan Schemes (including NEC, Central Plan and Sub-Plan Schemes)	Total
(3)	(4)	(5)
Rs.	Rs.	Rs.
3,33,671	...	12,50,868
4,11,427	...	11,73,138
1,937	...	1,937
<hr/> 54,16,459	<hr/> ...	<hr/> 1,28,75,097
<hr/> 54,16,459	<hr/> ...	<hr/> 1,28,75,097
<hr/> 54,16,459	<hr/> ...	<hr/> 1,28,75,097
<hr/>	<hr/>	<hr/>
11,27,484	...	11,27,484
4,19,028	11,88,985	19,98,713
75,952	...	75,952
6,49,444	...	6,49,444
<hr/> 22,71,908	<hr/> 11,88,985	<hr/> 38,51,593
<hr/>	<hr/>	<hr/>
40,76,464	...	40,76,464
37,23,433	...	38,17,487
78,08,558	7,08,600	1,31,39,028
30,95,732	...	30,95,732
31,20,000	...	31,20,000
<hr/> 6,60,13,622	<hr/> ...	<hr/> 6,60,13,622
<hr/> 3,81,85,510	<hr/> 1,85,75,411	<hr/> 5,67,60,921
<hr/> 12,60,23,319	<hr/> 1,92,84,011	<hr/> 15,00,23,254

STATEMENT

DETAILED ACCOUNT OF EXPENDITURE

(Figures in italics represent

<i>Heads</i>	Non-Plan	<u>Actuals</u>
(1)	(2)	
	Rs.	
B. SOCIAL SERVICES - Contd.		
(e) Welfare of Scheduled Castes, Scheduled Tribes and Other Backward Classes- Concl'd.		
2225. Welfare of Scheduled Castes, Scheduled Tribes and Other Backward Classes- Concl'd.		
<i>03. Welfare of Backward Classes</i>		
001. Direction and Administration	15,25,646	
800. Other expenditure	3,19,438	
	<hr/>	
Total : 03	18,45,084	
	<hr/>	
<i>80. General</i>		
800. Other expenditure	1,60,19,119	
	<hr/>	
Total : 80	1,60,19,119	
	<hr/>	
Total : 2225	2,29,70,827	
	<hr/>	
Total : (e) Welfare of Scheduled Castes, Scheduled Tribes and Other Backward Classes	2,29,70,827	
	<hr/>	
(f) Labour and Labour Welfare		
2230. Labour and Employment		
<i>01. Labour</i>		
101. Industrial Relations	21,46,786	
	<hr/>	
Total : 01	21,46,786	
	<hr/>	
<i>02. Employment Service</i>		
001. Direction and Administration	14,14,834	
004. Research, Survey and Statistics	1,53,419	
101. Employment Services	31,42,115	
800. Other expenditure	...	
	<hr/>	
Total : 02	47,10,368	
	<hr/>	

NO. 11

BY MINOR HEADS - Contd.

charged expenditure)

for 1996-97

Plan (3) Rs.	Centrally Spon- sored Plan Schemes (including NEC, Central Plan and Sub-Plan Schemes) (4) Rs.	Total (5) Rs.
67,76,102	...	83,01,748
...	5,77,581	8,97,019
<u>67,76,102</u>	<u>5,77,581</u>	<u>91,98,767</u>
...	...	1,60,19,119
...	...	1,60,19,119
<u>13,50,71,329</u>	<u>2,10,50,577</u>	<u>17,90,92,733</u>
<u>13,50,71,329</u>	<u>2,10,50,577</u>	<u>17,90,92,733</u>
<u>19,85,359</u>	...	<u>41,32,145</u>
<u>19,85,359</u>	...	<u>41,32,145</u>
24,14,148	...	38,28,982
...	...	1,53,419
...	...	31,42,115
91,000	3,58,861	4,49,861
<u>25,05,148</u>	<u>3,58,861</u>	<u>75,74,377</u>

STATEMENT

DETAILED ACCOUNT OF EXPENDITURE

(Figures in italics represent

<i>Heads</i>	<i>Actuals</i>
	<u>Non-Plan</u>
(1)	(2)
	Rs.
B. SOCIAL SERVICES - Contd.	
<i>(f) Labour and Labour Welfare - Concl'd.</i>	
2230. Labour and Employment - Concl'd.	
03. Training	
003. Training of Craftsmen and Supervisors	91,02,263
052. Machinery and Equipment	...
101. Industrial Training Institutes	...
102. Apprenticeship Training	2,23,265
	<hr/>
Total : 03	93,25,528
	<hr/>
Total : 2230	1,61,82,682
	<hr/>
Total : <i>(f) Labour and Labour Welfare</i>	1,61,82,682
	<hr/>
<i>(g) Social Welfare and Nutrition</i>	
2235. Social Security and Welfare	
01. Rehabilitation	
001. Direction and Administration	...
200. Other Relief Measures	60,00,000
202. Other Rehabilitation Schemes	...
800. Other expenditure	...
	<hr/>
Total : 01	60,00,000
	<hr/>
02. Social Welfare	
001. Direction and Administration	8,27,614
101. Welfare of handicapped	16,57,124
102. Child Welfare	41,55,129
103. Women's Welfare	1,12,76,044
104. Welfare of aged, infirm and destitute	41,09,900
105. Prohibition	2,25,74,746
106. Correctional Services	5,000
107. Assistance to Voluntary Organisations	5,32,000
800. Other expenditure	7,55,957
	<hr/>
Total : 02	4,58,93,514
	<hr/>

NO. 11

BY MINOR HEADS - Contd.

charged expenditure)

for 1996-97

Plan	Centrally Spon- sored Plan Schemes (including NEC, Central Plan and Sub-Plan Schemes)	Total
(3)	(4)	(5)
Rs.	Rs.	Rs.
16,41,835	...	1,07,44,098
...
43,85,930	17,52,000	61,37,930
96,973	...	3,20,238
<u>61,24,738</u>	<u>17,52,000</u>	<u>1,72,02,266</u>
<u>1,06,15,245</u>	<u>21,10,861</u>	<u>2,89,08,788</u>
<u>1,06,15,245</u>	<u>21,10,861</u>	<u>2,89,08,788</u>
...
...	...	60,00,000
...
...
<u>...</u>	<u>...</u>	<u>60,00,000</u>
40,02,496	...	48,30,110
15,14,323	...	31,71,447
1,75,80,166	5,14,13,512	7,31,48,807
99,79,727	...	2,12,55,771
5,00,000	...	46,09,900
1,72,420	...	2,27,47,166
1,16,220	...	1,21,220
3,00,000	...	8,32,000
...	...	7,55,957
<u>3,41,65,352</u>	<u>5,14,13,512</u>	<u>13,14,72,378</u>

STATEMENT

DETAILED ACCOUNT OF EXPENDITURE

(Figures in italics represent

Heads	Actuals
	<u>Non-Plan</u>
(1)	(2)
	Rs.
B. SOCIAL SERVICES - Concl'd.	
(g) Social Welfare and Nutrition - Concl'd.	
2235. Social Security and Welfare - Concl'd.	
60. <i>Other Social Security and Welfare programmes</i>	
102. Pensions under Social Security Schemes	...
200. Other Programmes	...
800. Other expenditure	...
Total : 60	...
Total : 2235	<u>5,18,93,514</u>
2236. Nutrition	
02. <i>Distribution of Nutritious food and beverages</i>	
101. Special Nutrition programmes	4,01,007
Total : 2236	<u>4,01,007</u>
2245. Relief on Account of Natural Calamities	
05. <i>Calamity Relief Fund</i>	
101. Transfers to/from Reserve Funds and Deposit Accounts - Calamity Relief Fund	53,50,000
Total : 2245	<u>53,50,000</u>
Total : (g) Social Welfare and Nutrition	<u>5,76,44,521</u>

NO. 11

BY MINOR HEADS - Contd.

charged expenditure)

for 1996-97

Plan (3) Rs.	Centrally Spon- sored Plan Schemes (including NEC, Central Plan and Sub-Plan Schemes) (4) Rs.	Total (5) Rs.
...
...
...
...
<u>3,41,65,352</u>	<u>5,14,13,512</u>	<u>13,74,72,378</u>
<u>1,67,36,601</u>	...	<u>1,71,37,608</u>
<u>1,67,36,601</u>	...	<u>1,71,37,608</u>
...	...	<u>53,50,000</u>
...	...	<u>53,50,000</u>
<u>5,09,01,953</u>	<u>5,14,13,512</u>	<u>15,99,59,986</u>

STATEMENT

DETAILED ACCOUNT OF EXPENDITURE

(Figures in italics represent

Heads	Non-Plan	<u>Actuals</u>
(1)	(2)	
	Rs.	
B. SOCIAL SERVICES - Concl'd.		
(h) Others		
2250. Other Social Services		
101. Donations for Charitable purposes	36,24,033	
800. Other Expenditure	9,80,000	
Total : 2250	<u>46,04,033</u>	
2251. Secretariat - Social Services		
090. Secretariat	1,32,28,790	
Total : 2251	<u>1,32,28,790</u>	
Total : (h) Others	<u>1,78,32,823</u>	
TOTAL : B. SOCIAL SERVICES	16,88,811	
	<u>1,95,19,46,704</u>	
C. ECONOMIC SERVICES		
(a) Agriculture and Allied Activities		
2401. Crop Husbandry		
001. Direction and Administration	2,52,70,000	
102. Foodgrain crops	20,90,000	
103. Seeds	53,38,000	
104. Agricultural Farms	21,35,000	
105. Manures and Fertilizers	16,12,000	
107. Plant Protection	18,65,000	
108. Commercial Crops	31,92,000	
109. Extension and Farmers' Training	1,05,15,000	
111. Agricultural Economic and Statistics	...	
113. Agricultural Engineering	36,75,000	
119. Horticulture and Vegetable Crops	52,69,000	
800. Other expenditure	...	
Total : 2401	<u>6,09,61,000</u>	

NO. 11

BY MINOR HEADS - Contd.

charged expenditure)

for 1996-97

Plan (3) Rs.	Centrally Spon- sored Plan Schemes (including NEC, Central Plan and Sub-Plan Schemes) (4) Rs.	Total (5) Rs.
...	...	36,24,033
...	...	9,80,000
...	...	46,04,033
...	...	1,32,28,790
...	...	1,32,28,790
...	...	1,78,32,823
54,64,34,319	24,93,44,206	2,74,94,14,040
4,08,35,373	...	6,61,05,373
82,91,000	5,92,18,585	6,95,99,585
38,78,191	30,04,984	1,22,21,175
61,16,579	...	82,51,579
6,00,000	13,48,070	35,60,070
22,16,000	40,00,000	80,81,000
3,00,000	...	34,92,000
3,00,000	24,99,961	1,33,14,961
40,000	...	40,000
7,65,000	...	44,40,000
95,87,523	...	1,48,56,523
40,11,888	8,99,999	49,11,887
1,69,41,554	7,09,71,599	20,88,74,153

STATEMENT

DETAILED ACCOUNT OF EXPENDITURE

(Figures in italics represent

<i>Heads</i>	<i>Actuals</i>
	<hr/>
	Non-Plan
	<hr/>
(1)	(2)
	Rs.
C. ECONOMIC SERVICES - Contd.	
(a) Agriculture and Allied Activities - Contd	
2402. Soil and Water Conservation	
001. Direction and Administration	1,13,51,541
101. Soil Survey and Testing	40,95,890
102. Soil Conservation	78,59,000
103. Land reclamation and Development	...
	<hr/>
Total : 2402	2,33,06,431
	<hr/>
2403. Animal Husbandry	
001. Direction and Administration	2,28,80,735
101. Veterinary Services and Animal Health	4,33,92,318
102. Cattle and Buffalo Development	1,98,71,435
103. Poultry Development	25,97,541
104. Sheep and Wool Development	...
105. Piggery Development	...
106. Other Livestock Development	...
107. Fodder and Feed Development	9,73,000
108. Insurance of Livestock and Poultry	...
109. Extension and Training	2,50,000
113. Administrative Investigation and Statistics	...
195. Assistance to Animal Husbandry Co-operatives	...
800. Other Expenditure	...
	<hr/>
Total : 2403	8,99,65,029
	<hr/>
2404. Dairy Development	
001. Direction and Administration	3,09,106
102. Dairy Development Projects	11,17,136
109. Extension & Training	15,000
191. Assistance to Co-operatives and other bodies	...
	<hr/>
Total : 2404	14,41,242
	<hr/>

NO. 11

BY MINOR HEADS - Contd.

charged expenditure)

for 1996-97

Plan (3) Rs.	Centrally Spon- sored Plan Schemes (including NEC, Central Plan and Sub-Plan Schemes) (4) Rs.	Total (5) Rs.
1,04,27,299	...	2,17,78,840
20,00,375	...	60,96,265
1,67,56,005	4,74,33,675	7,20,48,680
8,69,988	...	8,69,988
<u>3,00,53,667</u>	<u>4,74,33,675</u>	<u>10,07,93,773</u>
14,48,552	...	2,43,29,287
1,91,18,606	26,13,103	6,51,24,027
28,89,999	...	2,27,61,434
20,00,000	...	45,97,541
...	4,35,000	4,35,000
23,10,000	25,09,000	48,19,000
...	23,40,000	23,40,000
7,50,000	26,15,000	43,38,000
6,20,000	...	6,20,000
3,00,000	10,29,000	15,79,000
...	4,03,000	24,56,076
20,53,076	...	20,74,055
20,74,055	3,50,000	3,50,000
<u>3,35,64,288</u>	<u>1,22,94,103</u>	<u>13,58,23,420</u>
7,00,000	...	10,09,106
21,58,391	...	32,75,527
...	...	15,000
2,00,000	...	2,00,000
<u>30,58,391</u>	<u>...</u>	<u>44,99,633</u>

STATEMENT

DETAILED ACCOUNT OF EXPENDITURE

(Figures in italics represent

Heads

Actuals

Non-Plan

(1)

(2)

Rs.

C. **ECONOMIC SERVICES - Contd.****(a) Agriculture and Allied Activities - Contd****2405. Fisheries**

001. Direction and Administration	2,95,70,048
004. Research	...
101. Inland Fisheries	50,99,390
105. Processing, Preservation and Marketing	...
109. Extension and Training	6,22,527
110. Mechanisation and Improvement of Fish Crafts	...
120. Fisheries Co-operatives	...
800. Other expenditure	...
Total : 2405	<u>3,52,91,965</u>

2406. Forestry and Wild Life*01. Forestry*

001. Direction and Administration	4,67,76,432
005. Survey and Utilisation of Forests Resources	...
013. Statistics	...
070. Communications and Buildings	...
101. Forests Conservation Development and Regeneration	...
102. Social and Farm Forestry	...
105. Forest Produce	...
109. Extension and Training	...
800. Other expenditure	...
Total : 01	<u>4,67,76,432</u>

02. Environmental Forestry and Wild Life

110. Wild Life Preservation	...
111. Zoological Park	...
800. Others	...

Total : 02

...

Total : 2406

4,67,76,432

NO. 11

BY MINOR HEADS - Contd.

charged expenditure)

for 1996-97

Plan	Centrally Spon- sored Plan Schemes (including NEC, Central Plan and Sub-Plan Schemes)	Total
(3)	(4)	(5)
Rs.	Rs.	Rs.
97,38,991	...	3,93,09,039
48,626	...	48,626
21,23,740	10,00,000	82,23,130
1,73,602	...	1,73,602
3,24,619	...	9,47,146
55,086	...	55,086
...
45,47,953	28,94,598	74,42,551
<u>1,70,12,617</u>	<u>38,94,598</u>	<u>5,61,99,180</u>
98,71,049	...	5,66,47,481
20,12,081	...	20,12,081
9,080	...	9,080
11,74,879	...	11,74,879
10,74,522	...	10,74,522
2,51,08,247	1,46,82,000	3,97,90,247
6,29,441	73,59,439	79,88,880
14,43,546	...	14,43,546
...
<u>4,13,22,845</u>	<u>2,20,41,439</u>	<u>11,01,40,716</u>
17,26,994	36,01,000	53,27,994
24,47,817	...	24,47,817
...	2,61,81,784	2,61,81,784
<u>41,74,811</u>	<u>2,97,82,784</u>	<u>3,39,57,595</u>
<u>4,54,97,656</u>	<u>5,18,24,223</u>	<u>14,40,98,311</u>

STATEMENT

DETAILED ACCOUNT OF EXPENDITURE

(Figures in italics represent

Heads	Actuals
(1)	Non-Plan (2) Rs.
C. ECONOMIC SERVICES - Contd.	
(a) Agriculture and Allied Activities - Contd.	
2407. Plantations	
03. Rubber	
800. Other expenditure	7,289
Total : 2407	7,289
2408. Food Storage and Warehousing	
01. Food	
001. Direction and Administration	1,65,41,127
102. Food Subsidiesg	70 00 000
103. Food Processing	...
800. Other Expenditure	6,54,000
Total : 01	2,41,95,127
02. Storage and Warehousing	
101. Rural Godown Programmes	1,06,091
800. Others expenditure	...
Total : 02	1,06,091
Total : 2408	2,43,01,218
2415. Agricultural Research and Education	
01. Crop Husbandry	
004. Research & Evaluation	20,85,000
277. Education	11,40,000
Total : 01	32,25,000
02. Soil and Water Conservation	
004. Research & Evaluation	11,81,620
Total : 02	11,81,620
80. General	
120. Assistance to other Institutions	...
150. Assistance to ICAR	...
277. Education	...
Total : 80	...
Total : 2415	44,06,620

NO. 11

BY MINOR HEADS - Contd.

charged expenditure)

for 1996-97

Plan (3) Rs.	Centrally Spon- sored Plan Schemes (including NEC, Central Plan and Sub-Plan Schemes) (4) Rs.	Total (5) Rs.
17,83,320	...	17,90,609
17,83,320	...	17,90,609
...	...	1,65,41,127
28,32,000	...	98,32,000
...	14,00,000	14,00,000
...	30,90,000	37,44,000
28,32,000	44,90,000	3,15,17,127
21,55,000	...	22,61,091
...
21,55,000	...	22,61,091
49,87,000	44,90,000	3,37,78,218
...	2,34,453	23,19,453
17,40,000	7,64,997	36,44,997
17,40,000	9,99,450	59,64,450
5,07,905	...	16,89,525
5,07,905	...	16,89,525
...
9,16,000	...	9,16,000
13,20,000	36,56,906	49,76,906
22,36,000	36,56,906	58,92,906
44,83,905	46,56,356	1,35,46,881

STATEMENT

DETAILED ACCOUNT OF EXPENDITURE

(Figures in italics represent

Heads	Actuals
	<hr/>
	Non-Plan
(1)	(2)
	Rs.
C. ECONOMIC SERVICES - Contd.	
(a) Agriculture and Allied Activities - Concl'd.	
2425. Co-operation	
001. Direction and Administration	2,39,92,171
003. Training	...
004. Research and Evaluation	...
101. Audit of Co-operatives	51,30,733
105. Information and Publicity	...
106. Assistance to multi-purpose rural co-operatives	...
107. Assistance to credit co-operatives	...
108. Assistance to other co-operatives	...
Total : 2425	<hr/> 2,91,22,904 <hr/>
2435. Other Agricultural Programmes	
01. Marketing and quality control	
101. Marketing facilities	...
Total : 2435	<hr/> ... <hr/>
Total : (a) Agriculture and Allied Activities	<hr/> 31,55,80,130 <hr/>
(b) Rural Development	
2501. Special Programmes for Rural Development	
01. Integrated Rural Development programme	
001. Direction and Administration	...
003. Training	...
101. Subsidy to District Rural Development Agencies	...
Total : 01	<hr/> ... <hr/>
02. Draught Proone Area Dev. Programme	
103. Pasture Development	...
Total : 02	<hr/> ... <hr/>
04. Integrated Rural Energy planning	
003. Training	...
105. Project Implementation	...
Total : 04	<hr/> ... <hr/>
Total : 2501	<hr/> ... <hr/>

NO. 11

BY MINOR HEADS - Contd.

charged expenditure)

for 1996-97

Plan (3) Rs.	Centrally Spon- sored Plan Schemes (including NEC, Central Plan and Sub-Plan Schemes) (4) Rs.	Total (5) Rs.
90,58,463	...	3,30,50,634
13,00,000	...	13,00,000
50,000	...	50,000
...	...	51,30,733
50,000	...	50,000
2,00,000	1,87,400	3,87,400
1,00,000	...	1,00,000
6,53,000	24,40,000	30,93,000
<u>1,14,11,463</u>	<u>26,27,400</u>	<u>4,31,61,767</u>
9,18,000	1,00,000	10,18,000
<u>9,18,000</u>	<u>1,00,000</u>	<u>10,18,000</u>
<u>22,97,11,861</u>	<u>19,82,91,954</u>	<u>74,35,83,945</u>
39,80,353	...	39,80,353
71,45,800	...	71,45,800
2,99,32,000	13,58,000	3,12,90,000
<u>4,10,58,158</u>	<u>13,58,000</u>	<u>4,24,16,153</u>
...
...
...
<u>22,57,900</u>	<u>13,69,626</u>	<u>36,27,526</u>
<u>22,57,900</u>	<u>13,69,626</u>	<u>36,27,526</u>
<u>4,33,16,053</u>	<u>27,27,626</u>	<u>4,60,43,679</u>

STATEMENT

DETAILED ACCOUNT OF EXPENDITURE

(Figures in italics represent

Heads

Actuals

(1)	(2)
	Rs.
C. ECONOMIC SERVICES - Contd.	
(b) Rural Development - Concl'd.	
2505. Rural Employment	
01. National Programmes	...
701. Jawahar Rozgar Yojna	...
Total : 2505	...
2515. Other Rural Development programmes	
001. Direction and Administration	31,19,760
101. Panchayati Raj	3,50,19,097
102. Community Development	2,07,52,457
Total : 2515	5,88,91,314
Total : (b) Rural Development	5,88,91,314
(c) Special Areas Programmes	
2552. North Eastern Areas	
Animal Husbandry -	
109. Extension and Training	...
Soil and Water Conservation -	
102. Soil Conservation	...
Medical and Public Health -	
105. Allopathy	...
Crop Husbandry -	
103. Seeds	...
800. Other expenditure	...
Total : 2552	...
Total : (c) Special Areas Programme	...

NO. 11

BY MINOR HEADS - Contd.

charged expenditure)

for 1996-97

Plan	Centrally Spon- sored Plan Schemes (including NEC, Central Plan and Sub-Plan Schemes)	Total
(3)	(4)	(5)
Rs.	Rs.	Rs.
5,55,36,700	...	5,55,36,700
<u>5,55,36,700</u>	<u>...</u>	<u>5,55,36,700</u>
...	...	31,19,760
45,00,492	...	3,95,19,589
1,30,36,232	...	3,37,88,689
<u>1,75,36,724</u>	<u>...</u>	<u>7,64,28,038</u>
<u>11,63,89,477</u>	<u>27,27,626</u>	<u>17,80,08,417</u>
...	39,600	39,600
...	8,00,000	8,00,000
...	5,71,555	5,71,555
...
...	4,86,057	4,86,057
<u>...</u>	<u>18,97,212</u>	<u>18,97,212</u>
<u>...</u>	<u>18,97,212</u>	<u>18,97,212</u>

STATEMENT

DETAILED ACCOUNT OF EXPENDITURE

(Figures in italics represent

Heads

Actuals

Non-Plan

(1)

(2)

Rs.

C. ECONOMIC SERVICES - Contd.**(d) Irrigation and Flood Control****2701. Major and Medium Irrigation***04. Medium Irrigation Non-Commercial*

001. Direction and Administration

799. Suspense

...
1,85,34,826

Total : 04

1,85,34,826

80. General

049. Repair and Maintenance

800. Other expenditure

...
1,22,09,404

Total : 80

1,22,09,404

Total : 2701

3,07,44,230

2702. Minor Irrigation*01. Surface Water*

102. Lift Irrigation Schemes

103. Diversion Schemes

...
10,19,889

Total : 01

10,19,889

*80. General*001. Direction and
Administration

052. Machinery and Equipment

799. Suspense

800. Other expenditure

(-) 8,79,332
19,14,568
(-) 1,08,315

Total : 80

9,26,921

Total : 2702

19,46,810

NO. 11

BY MINOR HEADS - Contd.

charged expenditure)

for 1996-97

Plan	Centrally Spon- sored Plan Schemes (including NEC, Central Plan and Sub-Plan Schemes)	Total
(3)	(4)	(5)
Rs.	Rs.	Rs.
1,51,36,963	...	1,51,36,963
...	...	1,85,34,826
<u>1,51,36,963</u>	<u>...</u>	<u>3,36,71,789</u>
...
...	...	1,22,09,404
<u>...</u>	<u>...</u>	<u>1,22,09,404</u>
1,51,36,963	...	4,58,81,193
...
...	...	10,19,889
<u>...</u>	<u>...</u>	<u>10,19,889</u>
59,28,517	...	50,49,185
...	...	19,14,568
...	...	(-) 1,08,315
1,09,65,280	...	1,09,65,280
<u>1,68,93,797</u>	<u>...</u>	<u>1,78,20,718</u>
<u>1,68,93,797</u>	<u>...</u>	<u>1,88,40,607</u>

STATEMENT

DETAILED ACCOUNT OF EXPENDITURE

(Figures in italics represent

Heads

Actuals

(1)	(2)
	Rs.
C. ECONOMIC SERVICES - Contd	
(d) Irrigation and Flood Control-Concl'd.	
2705. Command Area Development	
800. Other expenditure	...
Total : 2705	...
<hr/>	
2711. Flood Control and Drainage	
01. Flood Control	
001. Direction and Administration	14,16,719
052. Machinery and Equipment	29,27,162
799. Suspense	51,82,264
800. Other expenditure	1,42,39,516
Total : 01	2,37,65,661
Total : 2711	2,37,65,661
<hr/>	
Total : (d) Irrigation and Flood Control	5,64,56,701
<hr/>	
(e) Energy	
2801. Power	
01. Hydel Generation	
101. Purchase of Power	32,34,00,000
102. H.E. Schemes	2,49,994
Total : 01	32,36,49,994
<hr/>	
04. Diesel/Gas Power Generation	
001. Direction and Administration	10,39,75,408
052. Machinery and Equipment	...
799. Suspense	55,48,334
800. Other expenditure	6,44,54,220
Total : 04	17,39,77,962
Total : 2801	49,76,27,956
<hr/>	

NO. 11

BY MINOR HEADS - Contd.

charged expenditure)

for 1996-97

Plan	Centrally Spon- sored Plan Schemes (including NEC, Central Plan and Sub-Plan Schemes)	Total
(3)	(4)	(5)
Rs.	Rs.	Rs.
2,01,96,750	1,05,83,605	3,07,80,355
<u>2,01,96,750</u>	<u>1,05,83,605</u>	<u>3,07,80,355</u>
4,19,49,290	...	4,33,66,009
...	...	29,27,162
...	...	51,82,264
...	...	1,42,39,516
<u>4,19,49,290</u>	<u>...</u>	<u>6,57,14,951</u>
<u>4,19,49,290</u>	<u>...</u>	<u>6,57,14,951</u>
<u>9,41,76,800</u>	<u>1,05,83,605</u>	<u>16,12,17,106</u>
...	...	32,34,00,000
...	...	2,49,994
<u>...</u>	<u>...</u>	<u>32,36,49,994</u>
...	...	10,39,75,408
...
...	...	55,48,334
...	...	6,44,54,220
<u>...</u>	<u>...</u>	<u>17,39 77,962</u>
<u>...</u>	<u>...</u>	<u>49,76,27,956</u>

STATEMENT

DETAILED ACCOUNT OF EXPENDITURE

(Figures in italics represent

Heads

Actuals

Non-Plan

(1)

(2)

Rs.

C. ECONOMIC SERVICES - Contd.**(e) Energy - Concl'd.****2810. Non-Conventional Sources of Energy**01. *Bio Energy*101. National Programme for
Bio Gas Development

...

Total : 01

...

02. *Solar*

101. Solar Thermal Energy Programme

...

102. Photovoltaic

...

Total : 02

...

03. *Wind*

101. Wind Energy

...

60. *Others*

101. Choolah

...

Total : 03+60

...

Total : 2810

...

Total : **(e) Energy****49,76,27,956****(f) Industry and Minerals****2851. Village and Small Industries -**

001. Direction and Administration

2,15,000

003. Training

21,42,000

004. Research and Development

...

053. Maintenance and Repairs

...

101. Industrial Estates

...

102. Small Scale Industries

39,42,000

103. Handloom Industries

48,75,000

104. Handicraft Industries

9,19,000

105. Khadi and Village Industries

22,71,000

107. Sericulture Industries

1,85,89,042

108. Powerloom Industries

...

109. Monitoring and Evaluation

...

800. Other expenditure

1,06,05,855

Total : 2851

4,35,58,897

NO. 11

BY MINOR HEADS - Contd.

charged expenditure)

for 1996-97

Plan (3) Rs.	Centrally Spon- sored Plan Schemes (including NEC, Central Plan and Sub-Plan Schemes) (4) Rs.	Total (5) Rs.
2,99,963	2,33,192	5,33,155
<u>2,99,963</u>	<u>2,33,192</u>	<u>5,33,155</u>
1,49,964	...	1,49,964
34,79,956	9,25,000	44,04,956
<u>36,29,920</u>	<u>9,25,000</u>	<u>45,54,920</u>
1,49,298	...	1,49,298
1,23,021	5,85,935	7,08,956
<u>2,72,319</u>	<u>5,85,935</u>	<u>8,58,254</u>
42,02,202	17,44,127	59,46,329
<u>42,02,202</u>	<u>17,44,127</u>	<u>50,35,74,285</u>
3,31,54,760	...	3,33,69,760
2,12,53,624	...	2,33,95,624
...	3,86,000	3,86,000
...
2,14,000	...	2,14,000
36,82,000	31,23,000	1,07,47,000
74,65,000	1,61,05,000	2,84,45,000
9,00,900	9,33,000	27,52,900
15,00,000	...	37,71,000
2,22,32,928	...	4,08,21,970
...	23,09,000	23,09,000
19,41,999	...	19,41,999
...	...	1,06,05,855
<u>9,23,45,211</u>	<u>2,28,56,000</u>	<u>15,87,60,108</u>

STATEMENT

DETAILED ACCOUNT OF EXPENDITURE
(Figures in italics represent

Heads	Actuals
(1)	Non-Plan (2) RS.
C. ECONOMIC SERVICES - Contd.	
<i>(f) Industry and Minerals - Concl'd.</i>	
2852. Industries	
08. Consumer Industries	
201. Sugar	6,00,000
600. Others	...
Total : 08	6,00,000
80. General	
800. Other Expenditure	...
Total : 80	...
Total : 2852	6,00,000
2853. Non-ferrous Mining and Metallurgical Industries	
02. Regulation and Development of Mines	
001. Direction and Administration	54,70,000
004. Research and Development	...
102. Mineral Exploration	...
Total : 01	54,70,000
Total : 2853	54,70,000
Total : <i>(f) Industry and Minerals</i>	4,96,28,897
<i>(g) Transport</i>	
3054. Roads and Bridges	
01. National Highways	
337. Road Works	1,20,47,665
Total : 01	1,20,47,665
02. Strategic Border Roads	
337. Road works	...
Total : 02	...
03. State Highways	
102. Bridge Works	...
337. Road Works	99,13,421
Total : 03	99,13,421

NO. 11

BY MINOR HEADS - Contd.

Charged expenditure)

for 1996-97

Plan (3) Rs.	Centrally Spon- sored Plan Schemes (including NEC, Central Plan and Sub-Plan Schemes) (4) Rs.	Total (5) Rs.
19,88,221	...	25,88,221
4,78,000	...	4,78,000
<u>24,66,221</u>	...	<u>30,66,221</u>
9,23,779	...	9,23,779
9,23,779	...	9,23,779
33,90,000	...	39,90,000
1,05,046	...	55,75,046
...
7,36,147	...	7,36,147
8,41,193	...	63,11,193
8,41,193	...	63,11,193
<u>1,65,76,404</u>	<u>2,28,56,000</u>	<u>16,90,61,301</u>
...	...	1,20,47,665
...	...	1,20,47,665
...
...
...
...	...	99,13,421
...	...	99,13,421

STATEMENT

DETAILED ACCOUNT OF EXPENDITURE

(Figures in italics represent

Heads

Actuals

Non-Plan

(1)

(2)

Rs.

C. ECONOMIC SERVICES - Contd.**(g) Transport****3054. Roads and Bridges**

04. District and Other Roads

102. Bridge Works

337. Road Works

39,50,242

1,15,97,774

Total : 04

1,55,48,016

80. General

001. Direction and Administration

052. Machinery and Equipment

799. Suspense

800. Other expenditure

1,34,17,717

1,46,84,643

(-) 3,39,69,718 "A"

65,741

Total : 80

(-) 58,01,617

Total : 3054

3,17,07,485

3055. Transport

001. Direction and Administration

...

Total : 3055

...

Total : (g) Transport

3,17,07,485

(i) Science, Technology and Environment**3425. Other Scientific Research****60. Others**

001. Direction and Administration

004. Research and Development

600. Other Schemes

...

...

...

Total : 60

...

Total : 3425

...

NO. 11

BY MINOR HEADS - Contd.

Charged expenditure)

for 1996-97

Plan	Centrally Spon- sored Plan Schemes (including NEC, Central Plan and Sub-Plan Schemes)	Total
(3)	(4)	(5)
Rs.	Rs.	Rs.
...	...	39,50,242
...	...	1,15,97,774
...	...	1,55,48,016
5,35,60,841	...	6,69,78,558
...	...	1,46,84,643
...	...	(-) 3,39,69,718 "A"
...	...	65,741
5,35,60,841	...	4,77,59,224
5,35,60,841	...	8,52,68,326
8,50,733	...	8,50,733
8,50,733	...	8,50,733
5,44,11,574	...	8,61,19,059
25,56,036	...	25,56,036
40,22,670	...	40,22,670
...	67,500	67,500
65,78,706	67,500	66,46,206
65,78,706	67,500	66,46,206

"A" Recoveries being more than actual expenditure.

STATEMENT

DETAILED ACCOUNT OF EXPENDITURE

(Figures in italics represent

Heads	Actuals
(1)	Non-Plan (2) RS.
C. ECONOMIC SERVICES - Contd.	
(i) Science, Technology and Environment - Concl'd.	
3435. Ecology and Environment	
03. Environmental Research and Ecological Regeneration	
001. Direction & Administration	...
102. Environmental planning & Co-ordination	...
Total : 03	...
04. Prevention and Control of Pollution	
104. Impact Assesment	...
Total : 04	...
60. Others	
800. Others expenditure	...
Total : 60	...
Total : 3435	...
Total : (i) Science, Technology and Environment	...
(j) General Economic Services	
3451. Secretariat - Economic Services	
090. Secretariat	5,18,635
092. Other Offices	90,06,805
102. District Planning Machinery	...
Total : 3451	95,25,440
3452. Tourism	
80. General	
001. Direction and Administration	5,21,115
104. Promotion and Publicity	...
800. Other expenditure	...
Total:80	5,21,115
Total : 3452	5,21,115

NO. 11

BY MINOR HEADS - Contd.

Charged expenditure)

for 1996-97

Plan (3) Rs.	Centrally Spon- sored Plan Schemes (including NEC, Central Plan and Sub-Plan Schemes) (4) Rs.	Total (5) Rs.
1,91,652	...	1,91,652
...	4,14,000	4,14,000
<u>1,91,652</u>	<u>4,14,000</u>	<u>6,05,652</u>
12,08,000	...	12,08,000
<u>12,08,000</u>	...	<u>12,08,000</u>
21,02,592	...	21,02,592
<u>21,02,592</u>	...	<u>21,02,592</u>
35,02,244	4,14,000	39,16,244
<u>1,00,80,950</u>	<u>4,81,500</u>	<u>1,05,62,450</u>
...	...	5,18,635
2,93,17,661	...	3,83,24,466
11,38,022	...	11,38,022
<u>3,04,55,683</u>	...	<u>3,99,81,123</u>
43,25,649	...	48,46,764
...	2,03,960	2,03,960
16,68,563	...	16,68,563
<u>59,94,212</u>	<u>2,03,960</u>	<u>67,19,287</u>
<u>59,94,212</u>	<u>2,03,960</u>	<u>67,19,287</u>

STATEMENT

DETAILED ACCOUNT OF EXPENDITURE

(Figures in italics represent

Heads

Actuals

(1)	Non-Plan	(2)
		Rs.
C. ECONOMIC SERVICES - Contd.		
(j) General Economic Services- Concl'd.		
3453. Foreign Trade and Export Promotion		
106. Administration of Export Promotion schemes	...	
Total : 3453	...	
3454. Census Surveys and Statistics		
01. Census		
001. Direction and Administration	...	
101. Computerisation of Census Data	...	
Total : 01	...	
02. Surveys and Statistics		
001. Direction and Admin.	1,45,01,461	
201. National Sample Survey Organisation	42,56,469	
203. Computer Services	...	
205. Statistical Agency	...	
800. Other expenditure	...	
Total : 02	1,87,57,930	
Total : 3454	1,87,57,930	
3475. Other General Economic Services		
106. Regulation of Weights and Measures	51,12,568	
107. Regulations of Markets	18,81,848	
Total : 3475	69,94,416	
Total : (j) General Economic Services	3,57,98,901	

NO. 11

BY MINOR HEADS - Contd.

charged expenditure)

for 1996-97

Plan (3) Rs.	Centrally Spon- sored Plan Schemes (including NEC, Central Plan and Sub-Plan Schemes) (4) Rs.	Total (5) Rs.
...
...
...
...	4,48,306	4,48,306
...	4,48,306	4,48,306
...	...	1,45,01,461
13,70,022	...	56,26,491
5,01,736	...	5,01,736
24,83,381	...	24,83,381
10,16,165	...	10,16,165
53,71,304	...	2,41,29,234
53,71,304	4,48,306	2,45,77,540
28,466	...	51,41,034
...	...	18,81,848
28,466	...	70,22,882
1,18,49,665	6,52,266	7,83,00,832

STATEMENT

DETAILED ACCOUNT OF EXPENDITURE

(Figures in italics represent

Heads

Actuals

Non-Plan

(1)

(2)

Rs.

c. ECONOMIC SERVICES - Concl'd.

TOTAL : C. ECONOMIC SERVICES	1,04,56,91,384
------------------------------	----------------

TOTAL : EXPENDITURE HEADS (REVENUE ACCOUNT)	69,72,89,717
	4,68,11,12,149

EXPENDITURE HEADS (CAPITAL ACCOUNT)	531,84,01,860 ✓
--	-----------------

A. CAPITAL ACCOUNT OF
GENERAL SERVICES4059. Capital Outlay on
Public Works

90,46,661

TOTAL : A. CAPITAL ACCOUNT OF GENERAL SERVICES	90,46,661
---	-----------

B. CAPITAL ACCOUNT OF
SOCIAL SERVICES(a) Capital Account of
Education, Sports,
Art and Culture4202. Capital Outlay on
Education, Sports,
Art and Culture

67,50,000

Total : (a) Capital Account of Education, Sports, Art and Culture	67,50,000
---	-----------

(b) Capital Account of Health and
Family Welfare4210. Capital Outlay on Medical and
Public Health

...

4211. Capital Outlay on Family Welfare

...

Total : (b) Capital Account of Health and Family Welfare	...
--	-----

. 11

MINOR HEADS - Contd.

argued expenditure)

r 1996-97

Plan (3) Rs.	Centrally Spon- sored Plan Schemes (including NEC, Central Plan and Sub-Plan Schemes) (4) Rs.	Total (5) Rs.
54,73,98,933	23,92,34,290	1,93,23,24,607
23,51,02,989	48,95,64,541	7,10,30,69,396
18,95	-	
72.46		
6,57,23,403	31,175	7,48,01,239
6,57,23,403	31,175	7,48,01,239
35,48,86,278	2,91,00,000	39,07,36,278
35,48,86,278	2,91,00,000	39,07,36,278
29,21,012	...	29,21,012
...	49,06,063	49,06,063
29,21,012	49,06,063	78,27,075

STATEMENT

DETAILED ACCOUNT OF EXPENDITURE

(Figures in italics represent

Heads	Non-Plan	Actuals
(1)	(2)	
	Rs.	
B. CAPITAL ACCOUNT OF SOCIAL SERVICES - Concl'd.		
(c) Capital Account of Water Supply, Sanitation, Housing and Urban Development		
4215. Capital Outlay on Water Supply and Sanitation	...	
4216. Capital Outlay on Housing	6,96,748	
4217. Capital Outlay on Urban Development	...	
Total : (c) Capital Account of Water Supply, Sanitation, Housing and Urban Development	6,96,748	
(d) Information & Broadcasting		
4220. Capital outlay on Information & Publicity		
101. Building	...	
Total B(d)	...	
(g) Capital Account of Social Welfare and Nutrition		
4235. Capital Outlay on Social Security and Welfare	...	
Total : (g) Capital Account of Social Welfare and Nutrition	...	
(h) Capital Account of Other Social Services		
4250. Capital Outlay on other Social Services	...	
Total : (h) Capital Account of Other Social Services	...	
TOTAL : B. CAPITAL ACCOUNT OF SOCIAL SERVICES	74,46,748	
C. CAPITAL ACCOUNT OF ECONOMIC SERVICES		
(a) Capital Account of Agriculture and Allied Activities		
4401. Capital Outlay on Crop Husbandry	(-) 8,63,863	

D. 11

[MINOR HEADS - Contd.

(larged expenditure)

for 1996-97

Plan (3) Rs.	Centrally Spon- sored Plan Schemes (including NEC, Central Plan and Sub-Plan Schemes) (4) Rs.	Total (5) Rs.
24,05,19,826	7,35,87,351	31,41,07,177
3,91,00,238	...	3,97,96,986
4,52,37,522	...	4,52,37,522
<u>32,48,57,586</u>	<u>7,35,87,351</u>	<u>39,91,41,685</u>
84,922	...	84,922
<u>84,922</u>	...	<u>84,922</u>
9,71,512	...	9,71,512
<u>9,71,512</u>	...	<u>9,71,512</u>
19,36,865	...	19,36,865
<u>19,36,865</u>	...	<u>19,36,865</u>
58,56,58,175	10,75,93,414	80,06,98,337
-----	-----	-----
9,92,204	...	1,28,341

STATEMENT

DETAILED ACCOUNT OF EXPENDITURE

(Figures in italics represent

Heads	Actuals
	<u>Non-Plan</u>
C. CAPITAL ACCOUNT OF	
ECONOMIC SERVICES - Contd	
(a) Capital Account of	
Agriculture and Allied	
Activities - Concl'd.	(2)
(1)	Rs.
4402. Capital Outlay on Soil and Water Conservation	...
4403. Capital Outlay on Animal Husbandry	...
4404. Capital Outlay on Dairy Development	...
4405. Capital Outlay on Fisheries	...
4408. Capital Outlay on Food Storage and Warehousing	1,23,10,980
4415. Capital Outlay on Agricultural Research and Education	...
4416. Investment in Agricultural Financial Institutions	...
4425. Capital Outlay on Co-operation	...
Total:(a) Capital Account of Agriculture and Allied Activities	<u>1,14,47,117</u>
(b) Capital Account of Rural Development	
4515. Capital Outlay on Other Rural Development Programmes	...
800. Other expenditure	...
Total:(b) Capital Account of Rural Development	<u>...</u>
(c) Capital Account of Special Areas Programmes	
4552. Capital Outlay on North Eastern Areas	...
Total:(c) Capital Account of Special Areas Programmes	<u>...</u>
(d) Capital Account of Irrigation and Flood Control	
4701. Capital Outlay on Major and Medium Irrigation	...
4702. Capital Outlay on Minor Irrigation	...
4711. Capital Outlay on Flood Control Projects	...
Total:(d) Capital Account of Irrigation and Flood Control	<u>...</u>

. 11

MINOR HEADS - Contd.

argued expenditure)

r 1996-97

Plan (3) Rs.	Centrally Spon- sored Plan Schemes (including NEC, Central Plan and Sub-Plan Schemes) (4) Rs.	Total (5) Rs.
9,67,348	...	9,67,348
2,21,72,859	...	2,21,72,859
6,29,277	...	6,29,277
7,14,111	6.01,000	13,15,111
2,16,500	...	1,25,27,480
65,56,000	...	65,56,000
15,00,000	...	15,00,000
2,00,000	43,07,300	45,07,300
3,39,48,299	49,08,300	5,03,03,716
9,97,610	...	9,97,610
9,97,610	...	9,97,610
1,65,61,515	...	1,65,61,515
1,65,61,515	...	1,65,61,515
5,58,03,387	...	35,58,03,387
1,44,28,493	...	4,44,28,493
1,20,93,713	...	4,20,93,713
1,23,25,593	...	44,23,25,593

STATEMENT

DETAILED ACCOUNT OF EXPENDITURE

(Figures in italics represent

Heads

Actuals

(1)	(2)
	Rs.
C. CAPITAL ACCOUNT OF	
ECONOMIC SERVICES - Contd.	
(e) Capital Account of Energy	
4801. Capital Outlay on Power Projects	...
Total:(e) Capital Account of Energy	<hr/> ... <hr/>
(f) Capital Account of Industry and Minerals	
4851. Capital outlay on Village and Small Industries	...
4852 Capital Outlay on Industries	...
4853. Capital Outlay on Non Ferrous Mining and Metallurgical Industries	...
4854. Capital Outlay on Cement and Non-metallic Mineral Industries	...
4859. Capital Outlay on Telecommunication and Electronic Industries	...
4860. Capital Outlay on Consumer Industries	7,24,760
4885 Capital Outlay on Industries and Minerals	...
Total : (f) Capital Account of Industry and Minerals	<hr/> 7,24,760 <hr/>
(g) Capital Account of Transport	
5054. Capital Outlay on Roads and Bridges	49,59,488
5055. Capital Outlay on Road Transport	...
Total:(g) Capital Account of Transport	<hr/> 49,59,488 <hr/>

. 11

MINOR HEADS - Contd.

argued expenditure)

r 1996-97

Plan	Centrally Spon- sored Plan Schemes (including NEC, Central Plan and Sub-Plan Schemes)	Total
(3)	(4)	(5)
Rs.	Rs.	Rs.
44,12,61,660	...	44,12,61,660
<u>44,12,61,660</u>	<u>...</u>	<u>44,12,61,660</u>
1,76,75,979	...	1,76,75,979
...
19,758	...	19,758
...
30,00,000	...	30,00,000
34,46,000	...	41,70,760
...
<u>2,41,41,737</u>	<u>...</u>	<u>2,48,66,497</u>
74,57,95,219	...	75,07,54,707
1,59,16,243	...	1,59,16,243
<u>76,17,11,462</u>	<u>...</u>	<u>76,66,70,950</u>

STATEMENT

DETAILED ACCOUNT OF EXPENDITURE

(Figures in italics represent

Actuals

Non-Plan

(1)	(2)
	Rs.
C.	
CAPITAL ACCOUNT OF	
ECONOMIC SERVICES - Concl'd.	
(i) Capital Account of Science	
Technology and Environment	
5425. Capital Outlay on other	
Scientific and Environment	
Research	...
Total : (i) Capital Account	-----
of Science Technology and Environment	...

(j) Capital Account of General	
Economic Services	
5452. Capital Outlay on Tourism	...
Total : (j) Capital Account	-----
of General Economic Services	...

TOTAL : C. CAPITAL ACCOUNT	
OF ECONOMIC SERVICES	1,71,31,365

TOTAL:EXPENDITURE HEADS	
(CAPITAL ACCOUNT)	3,36,24,774

GRAND TOTAL : SERVICE HEAD	5,41,20,26,640
(Revenue Account & Capital Account)	-----

0. 11

MINOR HEADS - Concl'd.

argued expenditure)

or 1996-97

Plan	Centrally Spon- sored Plan Schemes (including NEC, Central Plan and Sub-Plan Schemes)	Total
(3)	(4)	(5)
Rs.	Rs.	Rs.
12,83,171	...	12,83,171
<u>12,83,171</u>	<u>...</u>	<u>12,83,171</u>
14,55,595	42,94,796	57,50,391
<u>14,55,595</u>	<u>42,94,796</u>	<u>57,50,391</u>
,72,36,86,642	92,03,096	1,75,00,21,103
<u>,47,50,68,220</u>	<u>11,68,27,685</u>	<u>2,62,55,20,679</u>
<u>,71,01,71,209</u>	<u>60,63,92,226</u>	<u>9,72,85,90,075</u>

		STATEMENT
		DETAILED STATEMENT OF CAPITAL EXPENDITURE
Nature of expenditure		Expenditure
		<u>Non-Plan</u>
(1)		(2)
		Rs.
A. CAPITAL ACCOUNT OF GENERAL SERVICES		
4059. Capital Outlay on Public Works		
<i>01. Office Buildings</i>		
101. Construction-General Pool Accommodation		90,46,661
201. Acquisition of Land		...
800. Other expenditure		...
		<hr/>
Total : <i>01. Office Buildings</i>		90,46,661
		<hr/>
<i>60. Other Buildings</i>		
051. Construction		...
		<hr/>
Total : <i>60</i>		...
		<hr/>
<i>80. General</i>		
001. Direction and Administration		...
800. Other Expenditure		...
		<hr/>
Total : <i>80</i>		...
		<hr/>
Total : 4059		90,46,661
		<hr/>
4070. Capital Outlay on Other Administrative Services		
003. Training		...
800. Other expenditure		...
		<hr/>
Total : 4070		...
		<hr/>
TOTAL : A. CAPITAL ACCOUNT OF GENERAL SERVICES		90,46,661
		<hr/>
B. CAPITAL ACCOUNT OF SOCIAL SERVICES		
(a) <i>Capital Account of Education, Sports, Art and Culture</i>		
4202. Capital Outlay on Education, Sports, Art and Culture		
<i>01. General Education</i>		
201. Elementary Education		...
202. Secondary Education		...
203. University and Higher Education		...
600. General		...
800. Other expenditure		...
		<hr/>
Total : <i>01. General Education</i>		...
		<hr/>

12
 DURING AND TO END OF THE YEAR 1996-97
 during the year

Plan	Centrally Sponsored Plan Schemes includ- ing NEC, Central Plan & Sub-Plan Schemes	Total	Expenditure to end of the year
(3) Rs.	(4) Rs.	(5) Rs.	(6) Rs.
5,31,64,668	...	6,22,11,329	38,98,53,805
...	1,06,52,641
1,05,60,735	...	1,05,60,735	3,88,05,884
<u>6,37,25,403</u>	<u>...</u>	<u>7,27,72,064</u>	<u>43,93,12,330</u>
19,98,000	31,175	20,29,175	27,21,04,391
<u>19,98,000</u>	<u>31,175</u>	<u>20,29,175</u>	<u>27,21,04,391</u>
...	1,36,87,046
...	10,38,90,857
...	11,75,77,903
<u>6,57,23,403</u>	<u>31,175</u>	<u>7,48,01,239</u>	<u>82,89,94,624</u>
...	49,29,178
...	14,97,819
...	64,26,997
<u>6,57,23,403</u>	<u>31,175</u>	<u>7,48,01,239</u>	<u>83,54,21,621</u>
1,72,99,116	...	1,72,99,116	15,90,84,935
4,95,476	...	4,95,476	8,62,30,157
27,58,822	...	27,58,822	4,80,87,069
...	64,46,986
5,00,000	2,91,00,000	2,96,00,000	8,23,07,865
<u>2,10,53,414</u>	<u>2,91,00,000</u>	<u>5,01,53,414</u>	<u>38,21,57,012</u>

STATEMENT

DETAILED STATEMENT OF CAPITAL EXPENDITURE

Nature of expenditure Expenditure

Non-Plan

(1)	(2) Rs.
B. CAPITAL ACCOUNT OF SOCIAL SERVICES - Contd.	
(a) Capital Account of Education, Sports, Art and Culture - Concl'd.	
4202. Capital Outlay on Education, Sports, Art and Culture - Concl'd.	
02. Technical Education	
105. Engineering/Technical Colleges and Institutes	...
800. Other expenditure	...
Total : 02. Technical Education	...
03. Sports and Youth Services Sports Stadia	
101. Youth Hostels	...
800. Other expenditure	...
Total : 03. Sports and Youth Service Sports Stadia	...
04. Art and Culture	
104. Archives	...
800. Other expenditure	67,50,000
Contribution to Manipur Film Development Corporation Limited
Total : 04. Art and Culture	67,50,000
Total : 4202	67,50,000
Total : (a) Capital Account of Education, Sports, Art and Culture	67,50,000

. 12

URING AND TO END OF THE YEAR 1996-97 - Contd
ring the year

Plan	Centrally Spon- sored Plan Schemes including NEC, Central Plan and Sub-Plan Schemes	Total	Expenditure to end of the year
(3) Rs.	(4) Rs.	(5) Rs.	(6) Rs.
16,38,473	...	16,38,473	1,85,51,960
...	1,92,20,814
<u>16,38,473</u>	<u>...</u>	<u>16,38,473</u>	<u>3,77,72,774</u>
...	9,39,77,751
02,07,535	...	32,02,07,535	41,69,03,745
<u>02,07,535</u>	<u>...</u>	<u>32,02,07,535</u>	<u>51,08,81,496</u>
63,27,117	...	63,27,117	68,39,904
56,59,739	...	1,24,09,739	2,85,09,883
...	3,80,49,787 27,50,500
<u>19,86,856</u>	<u>...</u>	<u>1,87,36,856</u>	<u>3,80,49,787</u> ✓
<u>48,86,278</u>	<u>2,91,00,000</u>	<u>39,07,36,278</u>	<u>96,88,61,069</u>
<u>48,86,278</u>	<u>2,91,00,000</u>	<u>39,07,36,278</u>	<u>96,88,61,069</u>

STATEMENT
DETAILED STATEMENT OF CAPITAL EXPENDITURE

Nature of expenditure	Expenditure
	Non-Plan
(1)	(2) Rs.
B. CAPITAL ACCOUNT OF SOCIAL SERVICES - Contd.	
(b) Capital Account of	
Health and Family Welfare	
4210. Capital Outlay on Medical and Public Health	
01. Urban Health Services	
110. Hospital and Dispensaries	...
800. Other expenditure	...
	...
Total : 01. Urban Health Services	...
	...
02. Rural Health Services	
101. Health Sub-Centres	...
103. Primary Health Centres	...
104. Community Health Centre	...
800. Other expenditure	...
	...
Total : 02. Rural Health Services	...
	...
80. General	
102. I.S.M. and Homeopathy	...
110. Hospital and Dispensaries	...
800. Other expenditure	...
	...
Total : 80. General	...
	...
Total : 4210	...
	...
4211. Capital Outlay on Family Welfare	
101. Rural Family Welfare Services	...
102. Urban Family Welfare Services	...
103. Maternity and child Health	...
800. Other expenditure	...
	...
Total: 4211	...
	...
Total : (b) Capital Account of Health and Family Welfare	...

12

RING AND TO END OF THE YEAR 1996-97 - Contd
ring the year

Plan	Centrally Spon- sored Plan Schemes including NEC, Central Plan and Sub-Plan Schemes	Total	Expenditure to end of the year
(3) Rs.	(4) Rs.	(5) Rs.	(6) Rs.
...	52,64,869
...	8,09,00,648
...	8,61,65,517
12,10,406	...	12,10,406	1,31,74,578
9,41,303	...	9,41,303	2,27,20,494
66,192	...	66,192	1,69,99,071
...	2,10,70,531
22,17,901	...	22,17,901	7,39,64,674
...	7,52,857
5,02,848	...	5,02,848	7,52,857 856,309
2,00,263	...	2,00,263	3,09,20,739
7,03,111	...	7,03,111	3,25,29,905
29,21,012	...	29,21,012	19,16,60,096
...	11,90,634	11,90,634	1,02,02,076
...	9,51,966	9,51,966	1,45,31,503
...	13,00,052	13,00,052	23,46,721
...	14,63,411	14,63,411	49,38,598
...	49,06,063	49,06,063	3,20,18,898
39,21,012	49,06,063	788,27,075	22,46,78,994

STATEMENT
DETAILED STATEMENT OF CAPITAL EXPENDITURE

Nature of expenditure

Expenditure

Non-Plan

(1)

(2)

Rs.

B. CAPITAL ACCOUNT OF SOCIAL SERVICES - Contd.

**(c) Capital Account of
Water Supply, Sanitation, Housing
and Urban Development**

**4215. Capital Outlay on Water Supply
and Sanitation**

01. Water Supply

101. Urban Water Supply

102. Rural Water Supply

800. Other expenditure

...
...
...

Total : 01. Water Supply

...

02. Sewerage and Sanitation

101. Urban Sanitation Services

102. Rural Sanitation Services

106. Sewerage Services

800. Other expenditure

...
...
...
...

Total : 02 Sewerage and Sanitation

...

Total : 4215

...

4216. Capital Outlay on Housing

01. Government Residential Buildings

106. General Pool Accommodation

107. Police Housing

700. Other Housing

...
...

6,96,748

Total : 01. Government Residential
Buildings

6,96,748

12

URING AND TO END OF THE YEAR 1996-97 - Contd
uring the year

Plan	Centrally Spon- sored Plan Schemes including NEC, Central Plan and Sub-Plan Schemes	Total	Expenditure to end of the year
(3) Rs.	(4) Rs.	(5) Rs.	(6) Rs.
7,82,89,836	...	7,82,89,836	55,07,64,628
13,46,01,415	6,72,58,547	20,18,59,962	1,62,64,11,953
79,42,741	...	79,42,741	10,62,02,434
<u>22,08,33,992</u>	<u>6,72,58,547</u>	<u>28,80,92,539</u>	<u>2,28,33,79,015</u>
1,40,92,084	...	1,40,92,084	8,93,12,885
54,16,750	63,28,804	1,17,45,554	5,44,53,344
1,77,000	...	1,77,000	1,32,41,400
1,77,000	...	1,77,000	1,32,41,400
<u>1,96,85,834</u>	<u>63,28,804</u>	<u>2,60,14,638</u>	<u>16,59,58,695</u>
<u>24,05,19,826</u>	<u>7,35,87,351</u>	<u>31,41,07,177</u>	<u>2,44,93,37,710</u>
2,71,64,320	...	2,71,64,320	39,29,31,320
...	4,36,49,150
<u>1,19,35,918</u>	<u>...</u>	<u>1,26,32,666</u>	<u>12,57,35,270</u>
<u>3,91,00,238</u>	<u>...</u>	<u>3,97,96,986</u>	<u>56,23,15,740</u>

1,09,51,066
1,32,41,400

STATEMENT
DETAILED STATEMENT OF CAPITAL EXPENDITURE

Nature of expenditure	Expenditure
	Non-Plan
(1)	(2) Rs.
B. CAPITAL ACCOUNT OF SOCIAL SERVICES - Contd.	
(c) Capital Account of Water Supply, Sanitation, Housing and Urban Development - Concl'd.	
4216. Capital Outlay on Housing -Concl'd.	
80. General	
190. Investment in Public Sector and Other Undertakings - 9th Finance Commission	...
Total : 4216	6,96,748
4217. Capital Outlay on Urban Development	
01. State Capital Development	
800. Other expenditure	...
Total : 4217	...
Total : (c) Capital Account of Water Supply, Sanitation, Housing and Urban Development	6,96,748
(d) Capital Account of Information and Broadcasting	
4220. Capital Outlay on Information and Publicity	
60. Others	
101. Buildings	...
Total : 4220	...
Total : (d) Capital Account of Information and Broadcasting	...

. 12

URING AND TO END OF THE YEAR 1996-97 - Contd
ring the year

Plan	Centrally Spon- sored Plan Schemes including NEC, Central Plan and Sub-Plan Schemes	Total	Expenditure to end of the year
(3)	(4)	(5)	(6)
Rs.	Rs.	Rs.	Rs.
...	24,33,150
3,91,00,238	...	3,97,96,986	56,47,48,890
4,52,37,522	...	4,52,37,522	20,79,76,186
4,52,37,522	...	4,52,37,522	20,79,76,186
2,48,57,586	7,35,87,351	39,91,41,685	3,22,20,62,786
84,922	...	84,922	16,62,740
...	16,62,740
84,922	...	84,922	16,62,740

STATEMENT
DETAILED STATEMENT OF CAPITAL EXPENDITURE
Expenditure

Nature of expenditure

Non-Plan

	(1)	(2) Rs.
B. CAPITAL ACCOUNT OF SOCIAL SERVICES - Contd.		
(e) Capital Account of Welfare of Scheduled Castes, Scheduled Tribes and Other Backward classes		
4225. Capital Outlay on Welfare of Scheduled Castes, Scheduled Tribes and other Backward Classes		
02. Welfare of Scheduled Tribes		
190. Investment in Public Sector and Other Undertakings - Investment in Manipur Tribal Development Corporation Limited		...
800. Other expenditure		...
		<hr/>
Total : 02 Welfare of Scheduled Tribes		...
		<hr/>
Total : 4225		...
		<hr/>
Total : (e) Capital Account of Welfare of Scheduled Castes, Scheduled Tribes and Other Backward classes		...
		<hr/>
(g) Capital Account of Social Welfare and Nutrition		
4235. Capital Outlay on Social Security and Welfare		
02. Social Welfare		
101. Welfare of handicapped		...
102. Child Welfare		...
103. Women's Welfare		...
104. Welfare of aged, infirm and destitute		...
800. Other expenditure		...
		<hr/>
Total : 02 Social Welfare		...
		<hr/>
Total : 4235		...
		<hr/>
Total : (g) Capital Account of Social Welfare and Nutrition		...
		<hr/>

D. 12

ENDING AND TO END OF THE YEAR 1996-97 - Contd
during the year

Plan	Centrally Spon- sored Plan Schemes including NEC, Central Plan and Sub-Plan Schemes	Total	Expenditure to end of the year
(3) Rs.	(4) Rs.	(5) Rs.	(6) Rs.
...	20,00,000
...	1,14,99,563
...	1,34,99,563
...	1,34,99,563
...	1,34,99,563
...	6,60,319
...	4,16,003
...	4,33,438
...	14,53,450
9,71,512	...	9,71,512	1,25,12,996
9,71,512	...	9,71,512	1,54,76,206
9,71,512	...	9,71,512	1,54,76,206
9,71,512	...	9,71,512	1,54,76,206

upto 82-89

STATEMENT

DETAILED STATEMENT OF CAPITAL EXPENDITURE

Nature of expenditure

Expenditure

Non-Plan

(1)

(2)

Rs.

B. CAPITAL ACCOUNT OF SOCIAL SERVICES - Concl'd.**(h) Capital Account of Other Social Services****4250. Capital Outlay on other Social Services**

800. Other expenditure - Industrial Training Institute

...

Total : 4250

...

Total : (h) Capital Account of
Other Social Services

...

**TOTAL : B. CAPITAL ACCOUNT OF
SOCIAL SERVICES**

74,46,748

C. CAPITAL ACCOUNT OF ECONOMIC SERVICES**(a) Capital Account of Agriculture
and Allied Activities****4401. Capital Outlay on Crop Husbandry**

103. Seeds

(-) 1,64,664

104. Agricultural Farms

...

105. Manures and Fertilizers

(-) 58,995

107. Plant Protection

2,41,356

119. Horticulture and Vegetable Crops

...

190. Investments in Public Sector and

Other Undertakings - Investments
in Manipur Plantation Crops Corporation
Limited

...

800. Other expenditure

(-) 8,81,560

901. Deduct - Receipts and Recoveries
on Capital Account

...

Total : 4401

(-) 8,63,863

NO. 12
DURING AND TO END OF THE YEAR 1996-97 - Contd
during the year

Plan	Centrally Spon- sored Plan Schemes including NEC, Central Plan and Sub-Plan Schemes	Total	Expenditure to end of the year
(3)	(4)	(5)	(6)
Rs.	Rs.	Rs.	Rs.
19,36,865	...	19,36,865	1,39,12,674
19,36,865	...	19,36,865	1,39,12,674
19,36,865	...	19,36,865	1,39,12,674
68,56,58,175	10,75,93,414	80,06,98,337	4,45,91,54,032
...	...	(-) 1,64,664	3,84,42,118
...	3,46,92,658
...	...	(-) 58,995	6,60,31,709
...	...	2,41,356	1,39,34,299
...	29,78,528
...	34,00,000
9,92,204	...	1,10,644	1,37,21,884
...	(-) 6,72,82,942
9,92,204	...	1,28,341	10,59,18,254

STATEMENT
DETAILED STATEMENT OF CAPITAL EXPENDITURE

Nature of expenditure Expenditure

Non-Plan

	(1)		(2)
			Rs.
C. CAPITAL ACCOUNT OF ECONOMIC SERVICES - Contd.			
(a) Capital Account of Agriculture and Allied Activities - Contd.			
4402. Capital Outlay on Soil and Water Conservation			
102. Soil Conservation			...
800. Other expenditure			...
Total : 4402			...
<hr/>			
4403. Capital Outlay on Animal Husbandry			
800. Other expenditure			...
Total : 4403			...
<hr/>			
4404. Capital Outlay on Dairy Development			
102. Dairy Development Projects			...
800. Other expenditure			...
Total : 4404			...
<hr/>			
4405. Capital Outlay on Fisheries			
101. Inland Fisheries			...
109. Extension and Training			...
191 Fisherman's Co-Operatives			...
800. Other expenditure			...
Total : 4405			...
<hr/>			
4406. Capital Outlay on Forestry and Wild Life			
02. Environmental Forestry and Wild Life			
112. Public Gardens			...
800. Other expenditure			...
Deduct Recovery			...
Total : 02. Environmental Forestry and Wild Life			...
<hr/>			
Total : 4406			...
<hr/>			

NO. 12

DURING AND TO END OF THE YEAR 1996-97 - Contd
during the year

Plan	Centrally Spon- sored Plan Schemes including NEC, Central Plan and Sub-Plan Schemes	Total	Expenditure to end of the year
(3)	(4)	(5)	(6)
Rs.	Rs.	Rs.	Rs.
...	1,54,75,917
9,67,348	...	9,67,348	16,84,13,463
9,67,348	...	9,67,348	18,38,89,380
2,21,72,859	...	2,21,72,859	8,09,21,786
2,01,72,859	...	2,21,72,859	8,09,21,786
6,29,277	...	6,29,277	1,04,67,581
...	8,48,502
6,29,277	...	6,29,277	1,13,16,083
7,14,111	...	7,14,111	34,83,158
...	4,00,000	4,00,000	1,33,64,153
...	2,01,000	2,01,000	2,01,000
...	1,08,77,029
7,14,111	6,01,000	13,15,111	2,79,25,340
...	4,46,301
...	2,96,078
...	(-) 525
...	7,41,854
...	7,41,854

STATEMENT
DETAILED STATEMENT OF CAPITAL EXPENDITURE
Expenditure

Nature of expenditure

Non-Plan

	(1)		(2)
			Rs.
C. CAPITAL ACCOUNT OF ECONOMIC SERVICES - Contd.			
(a) Capital Account of Agriculture and Allied Activities - Contd.			
4408. Capital Outlay on Food Storage and Warehousing			
01. Food			
101. Procurement and Supply			1,23,10,980
800. Other expenditure			...
Deduct Recoveries			...
Total : 01. Food			1,23,10,980
02. Storage and Warehousing			
101. Rural Godown Programme			...
800. Other expenditure			...
Deduct Recoveries			...
Total : 02. Storage and Warehousing			...
Total : 4408			1,23,10,980
4415. Capital Outlay on Agricultural Research and Education			
07. Plantation			
800. Other expenditure			...
Investment in Manipur			
Plantation Crops Corporation Limited			...
Investment in Manipur			
Tribal Development Corporation Limited			...
Total : 07			...
Total : 4415			...

NO. 12

DURING AND TO END OF THE YEAR 1996-97 - Contd
during the year

Plan	Centrally Spon- sored Plan Schemes including NEC, Central Plan and Sub-Plan Schemes	Total	Expenditure to end of the year
(3) Rs.	(4) Rs.	(5) Rs.	(6) Rs.
2,16,500	...	1,25,27,480	25,26,65,832
...	1,08,78,963
...	(-) 17,66,69,333
<u>2,16,500</u>	<u>...</u>	<u>1,25,27,480</u>	<u>8,68,75,462</u>
...	55,21,431
...	13,36,915
...	(-) 4,22,78,902
<u>...</u>	<u>...</u>	<u>...</u>	<u>(-) 3,54,20,556</u>
<u>2,16,500</u>	<u>...</u>	<u>1,25,27,480</u>	<u>5,14,54,906</u>
65,56,000	...	65,56,000	2,63,56,000
...	2,95,71,000
...	1,40,00,000 ✓
<u>65,56,000</u>	<u>...</u>	<u>65,56,000</u>	<u>6,99,27,000</u>
<u>65,56,000</u>	<u>...</u>	<u>65,56,000</u>	<u>6,99,27,000</u>

STATEMENT
DETAILED STATEMENT OF CAPITAL EXPENDITURE

Nature of expenditure

Expenditure

Non-Plan

(1)	(2)
	Rs.
C. CAPITAL ACCOUNT OF ECONOMIC SERVICES - Contd.	
(a) Capital Account of Agriculture and Allied Activities - Concl'd.	
4416. Investments in Agricultural, Financial Institutions	
190. Investment in Public Sector and Other Undertakings	...
Investment in Manipur Agro-Industrial Corporation Limited	...
Investment in Manipur State Co-operative Bank Limited	...
Investment in Manipur Rural Bank	...
Total : 4416	...
4425. Capital Outlay on Co-operation	
001. Direction and Administration	...
106. Investments in Multipurpose Rural Co-operatives	...
107. Investments in Credit Co-operatives	...
108. Investments in Other Co-operatives	...
200. Other Investments	...
800. Other expenditure	...
190 Investment in public Sector other Undrtakings	...
Total : 4425	...
Total:(a) Capital Account of Agriculture and Allied Activities	1,14,47,117
(b) Capital Account of Rural Development	
4515. Capital Outlay on Other Rural Development Programme	
102. Community Development	...
800. Other Expenditure	...
Total : 4515	...
Total:(b) Capital Account of Rural Development	...

NO. 12

DURING AND TO END OF THE YEAR 1996-97 - Contd
during the year

Plan	Centrally Spon- sored Plan Schemes including NEC, Central Plan and Sub-Plan Schemes	Total	Expenditure to end of the year
(3) Rs.	(4) Rs.	(5) Rs.	(6) Rs.
15,00,000	...	15,00,000	75,45,000 ✓
...	47,16,000 ✓
...	2,00,000 ✓
...	3,75,000 ✓
<u>15,00,000</u>	<u>...</u>	<u>15,00,000</u>	<u>1,28,36,000</u>
2,00,000	...	2,00,000	5,00,000
...	32,80,000	32,80,000	5,19,86,950
...	2,63,77,990
...	1,50,000	1,50,000	6,79,84,925
...	10,95,632
...
...	8,77,300	8,77,300	67,45,028
<u>2,00,000</u>	<u>43,07,300</u>	<u>45,07,300</u>	<u>15,46,90,525</u>
<u>3,39,48,299</u>	<u>49,08,300</u>	<u>5,03,03,716</u>	<u>69,96,21,128</u>
...	60,265
<u>9,97,610</u>	<u>...</u>	<u>9,97,610</u>	<u>27,59,610</u>
<u>9,97,610</u>	<u>...</u>	<u>9,97,610</u>	<u>28,19,875</u>
<u>9,97,610</u>	<u>...</u>	<u>9,97,610</u>	<u>28,19,875</u>

Nature of expenditure	STATEMENT DETAILED STATEMENT OF CAPITAL EXPENDITURE Expenditure
	Non-Plan
(1)	(2) Rs.
C. CAPITAL ACCOUNT OF ECONOMIC SERVICES - Contd.	
(c) Capital Account of Special Areas Programme	
4552. Capital Outlay on North Eastern Areas	
01. Hydel Generation	
005. Investigation	...
03. State Highways	
337. Road Works	...
04. Medium Irrigation Projects	
051. Construction	...
836. Jiri Medium Irrigation Project	...
Refund of Excess Payment	...
Animal Husbandry -	
102. Cattle and Buffalo Development	...
105. Piggery Development	...
106. Other Livestock Development	...
Medical	...
Agriculture	...
Industries	...
800. Other expenditure	...
Total : 4552	...
Total:(c) Capital Account of Special Areas Programme	...
(d) Capital Account of Irrigation and Flood Control	
4701. Capital Outlay on Major and Medium Irrigation	
02. Major Irrigation - Non-Commercial	
005. Survey and Investigation	...
051. Construction	...
830. Thoubal Multipurpose River Irrigation Project	...
831. Singda Lift Irrigation Project	...
832. Khuga Irrigation Project	...
Loktak Lift Irrigation Project	...
052. Machinery and Equipment	...
800. Other expenditure	...
Total : 02. Major Irrigation Non-Commercial	...

NO. 12

DURING AND TO END OF THE YEAR 1996-97 - Contd.
during the year

Plan	Centrally Spon- sored Plan Schemes including NEC, Central Plan and Sub-Plan Schemes	Total	Expenditure to end of the year
(3)	(4)	(5)	(6)
Rs.	Rs.	Rs.	Rs.
...	80,68,177
1,65,61,515	...	1,65,61,515	53,65,60,243
...	61,87,584
...	1,59,423
...	(-) 63,716
...	17,505
...	37,96,732
...	1,21,36,517
...	53,23,611
...	26,10,946
...	4,00,983
...	41,69,851
<u>1,65,61,515</u>	<u>...</u>	<u>1,65,61,515</u>	<u>57,93,67,856</u>
<u>1,65,61,515</u>	<u>...</u>	<u>1,65,61,515</u>	<u>57,93,67,856</u>
...	5,92,268
33,33,92,095	...	33,33,92,095	77,27,76,223
...	76,52,69,260
...	37,03,92,518
...	52,60,44,603
...	28,02,79,076
...	2,38,17,765
...	16,56,73,973
<u>33,33,92,095</u>	<u>...</u>	<u>33,33,92,095</u>	<u>2,90,48,45,686</u>

STATEMENT

DETAILED STATEMENT OF CAPITAL EXPENDITURE

Expenditure

Nature of expenditure	Non-Plan
(1)	(2) Rs.
C. CAPITAL ACCOUNT OF ECONOMIC SERVICES - Contd.	
(d) Capital Account of Irrigation and Flood Control- Contd.	
4701. Total Outlay on Major and Medium Irrigation - Concl'd.	
04. Medium Irrigation - Non-Commercial	
051. Construction	...
834. Dollaithabi River Irrigation Project	...
835. Sekmai Barrage	...
Khoupum Dam	...
Iram Siphai Barrage Project	...
Other scheme each costing Rs.25 lakhs and less	...
Deduct Recoveries	...
Total : 04 Medium Irrigation - Non-Commercial	...
80. General	
004. Research	...
005. Survey and Investigation	...
052. Machinery and Equipment	...
800. Other expenditure	...
Total : 80 General	...
Total : 4701	...
4702. Capital Outlay on Minor Irrigation	
101. Surface Water	...
102. Ground Water	...
800. Other expenditure	...
Total : 4702	...
4705. Capital Outlay on Command Area Development	
Command Area Development Programme	...
Total : 4705	...

NO. 12
DURING AND TO END OF THE YEAR 1996-97 - Contd.
during the year

Plan	Centrally Spon- sored Plan Schemes including NEC, Central Plan and Sub-Plan Schemes	Total	Expenditure to end of the year
(3)	(4)	(5)	(6)
Rs.	Rs.	Rs.	Rs.
1,36,85,878	...	1,36,85,878	2,02,32,360
...	10,65,89,268
...	10,42,82,816
...	3,04,00,124
...	6,25,67,933
...	1,60,59,387
...	(-)30,27,893
<u>1,36,85,878</u>	<u>...</u>	<u>1,36,85,878</u>	<u>33,71,03,995</u>
35,99,384	...	35,99,384	85,29,451
51,26,030	...	51,26,030	10,08,68,301
...	1,31,944
...	18,95,283
<u>87,25,414</u>	<u>...</u>	<u>87,25,414</u>	<u>11,14,24,979</u>
<u>35,58,03,387</u>	<u>...</u>	<u>35,58,03,387</u>	<u>3,35,33,74,660</u>
2,90,99,986	...	2,90,99,986	21,82,61,956
1,07,49,252	...	1,07,49,252	4,98,54,261
45,79,255	...	45,79,255	8,61,23,350
<u>4,44,28,493</u>	<u>...</u>	<u>4,44,28,493</u>	<u>35,42,39,567</u>
...	13,60,891
...	13,60,891

STATEMENT
DETAILED STATEMENT OF CAPITAL EXPENDITURE
Expenditure

Nature of expenditure

Non-Plan

	(1)	(2) Rs.
C. CAPITAL ACCOUNT OF ECONOMIC SERVICES - Contd.		
(d) Capital Account of Irrigation and Flood Control- Concl'd.		
4711. Capital Outlay on Flood Control Projects		
01. Flood Control		
103. Civil Works		...
106. Original Works		...
800. Other expenditure		...
Embarkment Project Works		...
Flood Control Projects in Valley		...
Flood control Projects in Hills		...
Other schemes each costing Rs.25 lakhs and less		...
Others		...
		<hr/>
Total : 01. Flood control		...
		<hr/>
Total : 4711		...
		<hr/>
Total:(d) Capital Account of Irrigation and Flood Control		...
		<hr/>
(e) Capital Account of Energy		
4801. Capital Outlay on Power Projects		
01. Hydel Generation		
001. Direction and Administration		...
052. Machinery and Equipment		...
799. Suspense		
Hydel Schemes		...
Survey and Investigation		...
Lokchao Hydel Schemes		...
Leimakhong Stage II		...
Leimakhong stage III		...
Leimakhong Hydel Electric Project		...
Booning Micro Hydel Scheme		...
Booning Hydel Project		...
Keithelmanbi Hydel Project		...
Gelnel Hydel Project		...
Tuivai Hydro Project		...
Loktak Down Stream Development Project		...
Maklang Hydel Project in lieu of Keithelmanbi		...
Nungsankhong		...
Minimum Needs Programmes		...

NO. 12

DURING AND TO END OF THE YEAR 1996-97 - Contd.
during the year

Plan	Centrally Spon- sored Plan Schemes including NEC, Central Plan and Sub-Plan Schemes	Total	Expenditure to end of the year
(3) Rs.	(4) Rs.	(5) Rs.	(6) Rs.
...	15,16,91,000
4,20,93,713	...	4,20,93,713	10,82,77,751
...	(-)12,77,257
...	3,87,56,573
...	7,73,06,383
...	36,44,444
...	24,91,243
...	91,90,113
4,20,93,713	...	4,20,93,713	39,00,80,250
4,20,93,713	...	4,20,93,713	39,00,80,250
44,23,25,593	...	44,23,25,593	4,09,90,55,368
41,05,839	...	41,05,839	4,14,12,813
...	1,09,986
64,62,346	...	64,62,346	1,32,11,946
...	25,62,420
...	1,84,73,207
...	81,30,438
...	2,11,84,247
...	48,25,899
...	1,83,02,531
...	30,30,657
...	85,577
...	1,43,35,560
...	1,93,347
...	20,11,478
...	19,64,970
...	2,11,05,254
...	3,45,11,266

STATEMENT

DETAILED STATEMENT OF CAPITAL EXPENDITURE

Nature of expenditure	Expenditure
	Non-Plan
(1)	(2) Rs.
C. CAPITAL ACCOUNT OF ECONOMIC SERVICES - Contd.	
(e) Capital Account of Energy - Contd.	
4801. Capital Outlay on Power Projects - Contd.	
Other Schemes each costing Rs.25 lakhs and less	...
Other expenditure	...
Total : 01 Hydel Generation	...
02. Thermal Power Generation	
799. Suspense	
Electricity Schemes in Manipur Pre-1974-75 Outlay not allocated	...
Total : 02 Thermal Power Generation	...
04. Diesel/Gas Power Generation	
001. Direction and Administration	...
137. Direction and Administration	...
799. Suspense	
Segmentation of Diesel Power Systems	...
Diesel Generation Schemes in Manipur	...
800. Other expenditure	
Installation of 2 MW Diesel Generating Sets at Imphal	...
Augmentation of Diesel Power House at Districts	...
Total : 04 Diesel/Gas Power Generation	...
05. Transmission and Distribution	
001. Direction and Administration	...
799. Suspense	
Inter State Transmission Schemes	...
Building Projects	...
Installation of 2 x 315 MVA, 33/11 KVS/S	...
Augmentation of existing 38/11 KVS/S	...
Normal Development Works and Transmission and Distribution	...
Yurembam Augmentation-by 20 MVA and Repair	...
Ningthoukhong 2 x 12.5 MVA/132 KV System	...
Yaingangpokpi 2 x 20 MVA/132 KV System	...
Kakching 1 x 20 MVA//132 KV System	...
Senapati/Churachandpur 132 KV System	...
33 KV Sub-Station Transmission System	...
Distribution System	...
System Improvement Schemes	...
132/33 KV Supply System at Jiribam	...

NO. 12
 DURING AND TO END OF THE YEAR 1996-97 - Contd.
 during the year

Plan	Centrally Spon- sored Plan Schemes including NEC, Central Plan and Sub-Plan Schemes	Total	Expenditure to end of the year
(3) Rs.	(4) Rs.	(5) Rs.	(6) Rs.
...	15,50,503
...	1,13,63,476
<u>1,05,68,185</u>	<u>...</u>	<u>1,05,68,185</u>	<u>21,83,65,575</u>
...	2,78,14,531
...	2,78,14,531
<u>34,16,901</u>	<u>...</u>	<u>34,16,901</u>	<u>34,16,901</u>
...	99,65,821
12,56,587	...	12,56,587	89,72,920
...	8,40,77,152
...	1,39,91,211
...	97,50,319
<u>34,16,901</u>	<u>...</u>	<u>34,16,901</u>	<u>34,16,901</u>
<u>46,73,488</u>	<u>...</u>	<u>46,73,488</u>	<u>13,01,74,324</u>
7,18,95,073	...	7,18,95,073	33,90,61,211
13,84,99,575	...	13,84,99,575	50,54,13,484
...	2,410
...	(-) 1,01,152
...	2,602
...	3,88,32,890
...	1,66,47,148
...	80,56,799
...	8,13,49,641
...	7,85,58,348
...	3,42,85,994
...	15,06,44,619
...	34,08,85,325
...	6,60,29,186
...	16,41,549

Nature of expenditure	STATEMENT DETAILED STATEMENT OF CAPITAL EXPENDITURE Expenditure
	<u>Non-Plan</u>
(1)	(2) Rs.
C. CAPITAL ACCOUNT OF ECONOMIC SERVICES - Contd.	
(e) Capital Account of Energy - Concl'd.	
4801. Capital Outlay on Power Projects - Concl'd.	
800. Other expenditure	...
Total : 05 Transmission and Distribution	...
06. Rural Electrification	
001. Direction and Administration	...
799. Suspense	...
Rural Electrification	...
Other Schemes each costing	
Rs.25 lakhs and less	...
Electrification of villages	...
Intensification of Electrified villages	...
800. Other expenditure	...
Minimum Needs Programmes	...
Total : 06 Rural Electrification	...
80. General	
003. Training	...
004. Research and Development	...
800. Other expenditure	...
Total : 80 General	...
Total : 4801	...
Total : (e) Capital Account of Energy	...
(f) Capital Account of Industry and Minerals	
4851. Capital Outlay on Village and	
Small Industries	
101. Industrial Estates	...
102. Small Scale Industries	...
Other schemes each costing	
Rs.25 lakhs and less	...

NO. 12

DURING AND TO END OF THE YEAR 1996-97 - Contd.
during the year

Plan	Centrally Spon- sored Plan Schemes including NEC, Central Plan and Sub-Plan Schemes	Total	Expenditure to end of the year
(3) Rs.	(4) Rs.	(5) Rs.	(6) Rs.
...	31,97,29,929
21,03,94,648	...	21,03,94,648	1,98,10,39,983
4,64,23,598	...	4,64,23,598	17,68,69,992
...	30,76,79,907
51,88,836	...	51,88,836	10,02,04,756
12,92,53,053	...	12,92,53,053	21,65,38,000
...	55,65,943
...	2,34,04,158
...	85,239
...	19,75,71,373
18,08,65,487	...	18,08,65,487	1,02,79,19,368
...	2,18,727
...	10,08,336
3,47,59,852	...	3,47,59,852	3,72,55,556
3,47,59,852	...	3,47,59,852	3,84,82,619
44,12,61,660	...	44,12,61,660	3,42,37,96,400
44,12,61,660	...	44,12,61,660	3,42,37,96,400
...	1,85,50,797
...	69,32,399
...	86,15,177

STATEMENT
DETAILED STATEMENT OF CAPITAL EXPENDITURE

Nature of expenditure	Expenditure
	Non-Plan
(1)	(2) Rs.
C. CAPITAL ACCOUNT OF ECONOMIC SERVICES - Contd.	
(f) Capital Account of Industry and Minerals - Contd.	
4851. Capital Outlay on Village and Small Industries - conclud.	
103. Handloom Industries	
Investments in Manipur Handloom and Handicrafts Corporation	...
Other schemes each costing Rs.25 lakhs and less	...
104. Handicraft Industries	
Other schemes each costing Rs.25 lakhs and less	...
107. Sericulture Industries	...
Other schemes each costing Rs.25 lakhs and less	...
109. Composite Village and Small Industries Co-operatives	...
200. Other Village Industries	...
800. Other expenditure	...
Total : 4851	...
4852. Capital Outlay on Iron and Steel Industries	
02. Manufacture	
190. Investment in Public Sector and Other Undertakings - Investment in Manipur Cycle Corporation Limited	...
Total : 4852	...
4853. Capital Outlay on Non-Ferrous Mining and Metallurgical Industries	
01. Mineral Exploration and Development	
800. Other expenditure	...
02. Non-Ferrous Metals	
800. Other expenditure	...
Total : 4853	...

NO. 12

DURING AND TO END OF THE YEAR 1996-97 - Contd.
during the year

Plan	Centrally Spon- sored Plan Schemes including NEC, Central Plan and Sub-Plan Schemes	Total	Expenditure to end of the year
(3) Rs.	(4) Rs.	(5) Rs.	(6) Rs.
...	2,32,79,786
...	45,35,108
1,70,70,000	...	1,70,70,000	1,90,81,258
6,05,979	...	6,05,979	2,58,21,406
...	72,14,359
...	4,95,000
...	20,950
...	65,17,615
<u>1,76,75,979</u>	...	<u>1,76,75,979</u>	<u>12,10,63,855</u>
...	17,11,000
...	17,11,000
...	29,78,482
<u>19,758</u>	...	<u>19,758</u>	<u>8,58,755</u>
<u>19,758</u>	...	<u>19,758</u>	<u>38,37,237</u>

STATEMENT
DETAILED STATEMENT OF CAPITAL EXPENDITURE

Nature of expenditure Expenditure

Non-Plan

(1)	(2) Rs.
C. CAPITAL ACCOUNT OF ECONOMIC SERVICES - Contd.	
<i>(f) Capital Account of Industry and Minerals - Contd.</i>	
4854. Capital Outlay on Cement and Non-Metallic Mineral Industries	
01. Cement	
190. Investments in Public sector and other undertakings	
Investments in Manipur Cements Limited	...
Total : 4854	<hr/> ...
4859. Capital Outlay on Telecommunication and Electronic Industries	
02. Electronics	
190. Investments in Public Sector and other Undertakings - Investments in Manipur Electronics Corporation Limited	...
Total : 4859	<hr/> ...
4860. Capital Outlay on Consumer Industries	
01. Textiles	
101 Industrial Estate	...
190. Investments in Public Sector and other Undertakings - Investments in Manipur Spinning Mills Corporation Limited	...
Total : 01.	<hr/> ...
04. Sugar	
004. Research and Development	...
800. Other expenditure	7,24,760
Total : 04. Sugar	<hr/> 7,24,760

NO. 12
 DURING AND TO END OF THE YEAR 1996-97 - Contd.
 during the year

Plan	Centrally Spon- sored Plan Schemes including NEC, Central Plan and Sub-Plan Schemes	Total	Expenditure to end of the year
(3) Rs.	(4) Rs.	(5) Rs.	(6) Rs.
...	29,85,000
...	29,85,000
30,00,000	...	30,00,000	1,89,40,000
30,00,000	...	30,00,000	1,89,40,000
34,46,000	...	34,46,000	34,46,000
...	9,80,55,000
...	...	34,46,000	10,15,01,000
...	30,43,703
...	...	7,24,760	1,32,59,296
...	...	7,24,760	1,63,02,999

STATEMENT
DETAILED STATEMENT OF CAPITAL EXPENDITURE

Nature of expenditure	Expenditure
	Non-Plan
(1)	(2) Rs.
C. CAPITAL ACCOUNT OF ECONOMIC SERVICES - Contd.	
(f) Capital Account of Industry and Minerals - Concl'd.	
4860. Capital Outlay on Consumer Industries - Concl'd.	
60. Others	
600. Others	
Share Contribution to Manipur Cycle Corporation Limited	...
Share Contribution to Manipur Electronic Corporation Limited	...
Sugar Factory	...
Share Contribution to Manipur Cement Factory	...
Share Contribution to Manipur Development and Financial Corporation Limited	...
Distillery Plant	...
Paper Plant	...
Starch and Glucose Projects	...
Mechanical Brick Unit	...
Khandsari Sugar Factory	...
Other Industries	...
	...
Total : 60 Others	...
	7,24,760
4885. Other Capital Outlay on Industries and Minerals	
01. Investments in Industrial Financial Institutions	
190. Investments in Public Sector and other undertakings	
Investments in Manipur Industrial Development Corporation Limited	...
Investment in Assam Financial Corporation	...
	...
Total : 01. Investments in Industrial Financial Institutions	...
	...
Total : 4885	...
	7,24,760
Total : (f) Capital Account of Industry and Minerals	7,24,760

NO. 12
DURING AND TO END OF THE YEAR 1996-97 - Contd.
during the year

Plan	Centrally Spon- sored Plan Schemes including NEC, Central Plan and Sub-Plan Schemes	Total	Expenditure to end of the year
(3) Rs.	(4) Rs.	(5) Rs.	(6) Rs.
...	16,00,000
...	96,88,000
...	64,50,000
...	19,94,000
...	4,95,50,000
...	12,791
...	12,22,249
...	45,862
...	1,000
...	1,98,533
...	2,64,98,374
...	9,72,60,809
34,46,000	...	41,70,760	21,50,64,808
...	2,92,21,000
...	15,33,500
...	3,07,54,500
...	3,07,54,500
2,41,41,737	...	2,48,66,497	39,43,56,400

STATEMENT
DETAILED STATEMENT OF CAPITAL EXPENDITURE

Nature of expenditure

Expenditure

Non-Plan

(1)

(2)

Rs.

C. CAPITAL ACCOUNT OF ECONOMIC SERVICES - Contd.**(g) Capital Account of Transport****5054. Capital Outlay on Roads and Bridges**

01. National Highways

52. Machinery and Equipment

2,36,588

377. Road Works

41,56,000

800. Other expenditure

Roads of Inter State Importance

...

Total : 01 National Highways

43,92,588

02. Strategic and Border Roads

337. Road Works

5,66,900

800. Other expenditure

...

Border Roads

...

Total : 02 Strategic and Border Roads

5,66,900

03. State Highways

052. Machinery and Equipment

...

101. Bridges

...

337. Road Works

...

800. Other expenditure

...

Total : 03 State Highways

...

04. District and Other Roads

800. Other expenditure

...

Deduct Recoveries

...

Total : 04 District and Other Roads

...

80. General

004. Research

...

800. Other expenditure

...

Total : 80 General

...

Total : 5054

49,59,488

NO. 12
DURING AND TO END OF THE YEAR 1996-97 - Contd.
during the year

Plan	Centrally Spon- sored Plan Schemes including NEC, Central Plan and Sub-Plan Schemes	Total	Expenditure to end of the year
(3) Rs.	(4) Rs.	(5) Rs.	(6) Rs.
...	...	2,36,588	59,92,158
...	...	41,56,000	41,37,789
...	2,21,48,449
...	...	43,92,588	3,22,78,396
...	...	5,66,900	3,79,78,409
...	17,50,294
...	29,05,32,930
...	...	5,66,900	33,02,61,633
2,41,55,497	...	2,41,55,497	10,85,19,697
2,09,87,985	...	2,09,87,985	30,50,89,689
11,59,65,579	...	11,59,65,579	82,51,20,777
...	29,56,03,681
16,11,09,061	...	16,11,09,061	1,53,43,33,844
58,22,63,808	...	58,22,63,808	1,98,39,16,442
...	(-) 75
58,22,63,808	...	58,22,63,808	1,98,39,16,367
23,63,707	...	23,63,707	1,49,92,149
58,643	...	58,643	5,61,66,015
24,22,350	...	24,22,350	7,11,58,164
4,57,95,219	...	75,07,54,707	3,95,19,48,404

Nature of expenditure	STATEMENT DETAILED STATEMENT OF CAPITAL EXPENDITURE Expenditure
	Non-Plan
(1)	(2) Rs.
C. CAPITAL ACCOUNT OF ECONOMIC SERVICES - Contd.	
(g) Capital Account of Transport - Concl'd.	
5055. Capital Outlay on Road Transport	
050. Lands and Buildings	...
102. Acquisition of Fleet	...
103. Workshop facilities	...
190. Investment in Public Sector and other undertakings	...
Investment in Manipur State Road Transport Corporation	...
800. Other expenditure	...
199. Share Contribution	...
Total : 5055	...
Total : (g) Capital Account of Transport	49,59,488
(i) Capital Account of Science, Technology and Environment	
5425. Capital Outlay on Other Scientific and Environmental Research	
800. Other expenditure	...
Total : 5425	...
Total : (i) Capital Account of Science, Technology and Environment	...

NO. 12
 DURING AND TO END OF THE YEAR 1996-97 - Contd.
 during the year

Plan	Centrally Spon- sored Plan Schemes including NEC, Central Plan and Sub-Plan Schemes	Total	Expenditure to end of the year
(3) Rs.	(4) Rs.	(5) Rs.	(6) Rs.
72,46,243	...	72,46,243	4,01,90,001
...	12,90,840
...	1,81,42,058
...	1,32,500
...	...	86,70,000	20,58,28,423
86,70,000	37,25,827

<u>1,59,16,243</u>	<u>...</u>	<u>1,59,16,243</u>	<u>26,93,09,649</u>
<u>76,17,11,462</u>	<u>...</u>	<u>76,66,70,950</u>	<u>4,22,12,58,053</u>
<u>12,83,171</u>	<u>...</u>	<u>12,83,171</u>	<u>55,77,428</u>
<u>12,83,171</u>	<u>...</u>	<u>12,83,171</u>	<u>55,77,428</u>
<u>12,83,171</u>	<u>...</u>	<u>12,83,171</u>	<u>55,77,428</u>

Nature of expenditure	STATEMENT DETAILED STATEMENT OF CAPITAL EXPENDITURE Expenditure
	<u>Non-Plan</u>
(1)	(2) Rs.
C. CAPITAL ACCOUNT OF ECONOMIC SERVICES - Concl'd.	
(j) Capital Account of General Economic Services	
5452. Capital Outlay on Tourism	
01. Tourist Infrastructure	
101. Tourist Centre	...
800. Other Expenditure	...
	<hr/>
Total : 01 Tourist Infrastructure	...
	<hr/>
80. General	
104 Promotion and Publicity	...
800. Other expenditure	...
	<hr/>
Total : 80 General	...
	<hr/>
Total : 5452	...
	<hr/>
(j) Capital Account of General Economic Services	...
	<hr/>
TOTAL : C. CAPITAL ACCOUNT OF ECONOMIC SERVICES	1,71,31,365
	<hr/>
GRAND TOTAL : Capital Account	3,36,24,774
	<hr/>

NO. 12
 DURING AND TO END OF THE YEAR 1996-97 - Concl'd.
 during the year

Plan	Centrally Spon- sored Plan Schemes including NEC, Central Plan and Sub-Plan Schemes	Total	Expenditure to end of the year
(3) Rs.	(4) Rs.	(5) Rs.	(6) Rs.
14,55,595	...	14,55,595	3,54,13,498
...	42,94,796	42,94,796	42,94,796
14,55,595	42,94,796	57,50,391	3,97,08,294
...	34,58,845
...	9,02,983
...	43,61,828
14,55,595	42,94,796	57,50,391	4,40,70,122
14,55,595	42,94,796	57,50,391	4,40,70,122
1,72,36,86,642	92,03,096	1,75,00,21,103	13,46,99,22,630
2,47,50,68,220	11,68,27,685	2,62,55,20,679	18,76,44,98,283
11,68,27 2,59,18			

STATEMENT

STATEMENT SHOWING DETAILS OF INVESTMENT OF GOVERNMENT IN STATUTORY
ETC. AS ON

Details of

Serial Number	Name of the Concern	Years of Investment	Number of shares/debentures of Government investment to up capital/debentures	
			Type	Number of Shares
(1)	(2)	(3)	(4)	(5)
I. Statutory Corporations				
1.	Assam Financial Corporation	1964-97	Equity shares	16,285
2.	Manipur State Road Transport Corporation	1977-95	Capital Contribution	(a)
		1995-96	-do-	(a)
		1996-97	-do-	(a)
Total : I. Statutory Corporations				
II. Government Companies				
1.	Manipur Industrial Development Corporation Limited	1969-97	Equity shares	7,87,710
2.	Manipur Spinning Mills Corporation Limited	1973-95	-do-	9,80,550
		1995-96 ✓	-do-	(a)
		1996-97	-do-	(a)
3.	Manipur Handloom and Handicrafts Development Corporation Limited	1976-95	-do-	2,29,960
		1995-96	-do-	16,030
		1996-97	-do-	(a)
4.	Manipur Agro-Industries Corporation Limited	1985-97	Capital Contribution	66,660

(a) No. of Shares, Debentures, Face Values etc. have not been intimated.

NO. 13

**CORPORATIONS, GOVERNMENT COMPANIES, CO-OPERATIVE BANKS AND SOCIETIES
 31ST MARCH 1997.**
Investment

and percentage the total paid	Face value of each share/ debenture	Amount invested	Amount of dividend declared/interest received and credited to Government during the year	Remarks
Percentage				
(6)	(7)	(8) Rs.	(9) Rs.	(10)
10.22	100	16,28,500	(a)	
Total :		16,28,500		
(a)	(a)	17,87,35,423	(a)	
(a)	(a)	1,84,23,000		
(a)	(a)	86,70,000		
Total :		20,58,28,423		
		20,74,56,923		
100	100	7,87,71,000	(a)	
Total :		7,87,71,000		
100	100	9,80,55,000	(a)	
100	100	34,46,000		
Total :		10,15,01,000		
100	100	2,29,96,000	(a)	
100	100	16,03,000		
(a)	(a)	1,70,70,000		
Total :		4,16,69,000		
76.75	100	66,66,000	(a)	
Total :		66,66,000		

a) No. of Shares, Debentures, Face Values etc. have not been intimated.

STATEMENT

STATEMENT SHOWING DETAILS OF INVESTMENT OF GOVERNMENT IN STATUTORY
ETC. AS ON

Details of

Serial Number	Name of the Concern	Years of Investment	Number of shares/debentures of Government investment to up capital/debentures	
			Type	Number of Shares
(1)	(2)	(3)	(4)	(5)
II. Government Companies - Concl'd.				
5.	Manipur Plantation Crops Corporation Limited	1985-95 1995-96 1996-97	-do- (a) (a)	3,23,710 (a) (a)
6.	Manipur Tribal Development Corporation Limited	1985-95 1996-97	-do- -do-	(a) (a)
7.	Manipur Cycle Corporation Limited	1985-97	Capital Contribution	(a)
8.	Manipur Electronics Corporation Limited	1985-96 1996-97	Equity shares -do-	2,56,280 (a)
9.	Manipur Film Development Corporation Limited	1986-97	-do-	(a)
10.	Manipur Cement Corporation Limited	1987-97	Capital Contribution	(a)
Total : II. Government Companies				

NO. 13

CORPORATIONS, GOVERNMENT COMPANIES, CO-OPERATIVE BANKS AND SOCIETIES
31ST MARCH 1997 - Contd.

Investment

and percentage the total paid	Face value of each share/ debenture	Amount invested	Amount of dividend declared/interest received and credited to Government during the year	Remarks
Percentage				
(6)	(7)	(8) Rs.	(9) Rs.	(10)
22	100	3,73,71,000	(a)	
(a)	(a)	74,00,000		
(a)	(a)	65,56,000		
Total :		5,13,27,000		
(a)	(a)	1,60,00,000	(a)	
(a)	(a)	1,50,000		
Total :		1,61,50,000		
(a)	(a)	33,11,000	(a)	
Total :		33,11,000		
100	100	2,56,28,000	(a)	
		30,00,000		
Total :		2,86,28,000	(a)	
(a)	(a)	27,00,000	(a)	
Total :		27,00,000		
(a)	(a)	49,79,000	(a)	
Total :		49,79,000		
		33,57,02,000	(a)	

(a) No. of Shares, Debentures, Face Values etc. have not been intimated.

STATEMENT

STATEMENT SHOWING DETAILS OF INVESTMENT OF GOVERNMENT IN STATUTORY
ETC. AS ON

Details of

Serial Number	Name of the Concern	Years of Investment	Number of shares/debentures of Government investment to up capital/debentures	
			Type	Number of Shares
(1)	(2)	(3)	(4)	(5)
III. Co-operative Institutions				
(a) Credit Co-operatives				
1.	Manipur State Co-operative Bank Limited	1957-97	Redeemable	3,20,400
2.	Imphal Urban Co-operative Bank Limited	1970-97	-do-	14,800
3.	Manipur Rural Bank	1981-96 1996-97	-do- -do-	8,000 (a)
4.	Manipur Women Co-operative Bank Limited	1966-97	-do-	7,600
5.	Large size Agricultural Credit Societies(14)*	1957-97	-do-	10,700
6.	Manipur Industrial Co-operative Bank	1980-97	-do-	30,500
7.	Moirang Primary Co-operative Bank	1972-97	-do-	3,300

* Figures inside the brackets indicate the number of Societies, Confederations etc.

NO. 13

CORPORATIONS, GOVERNMENT COMPANIES, CO-OPERATIVE BANKS AND SOCIETIES
31ST MARCH 1997 - Contd.
Investment

and percentage the total paid	Face value of each share/ debenture	Amount invested	Amount of dividend declared/interest received and credited to Government during the year	Remarks
Percentage				
(6)	(7)	(8) Rs.	(9) Rs.	(10)
44	50	1,60,20,000	(a)	
Total :		1,60,20,000		
18 to 33	50	7,40,000	(a)	
Total :		7,40,000		
(a)	(a)	13,25,000 ✓	(a)	
(a)	(a)	15,00,000 ✓		
Total :		28,25,000		
39	50	3,80,000	(a)	
Total :		3,80,000		
45	10	1,07,000	(a)	
Total :		1,07,000		
(a)	(a)	3,85,000	(a)	
Total :		3,85,000		
8	50	1,65,000	(a)	
Total :		1,65,000		

STATEMENT

STATEMENT SHOWING DETAILS OF INVESTMENT OF GOVERNMENT IN STATUTORY
ETC. AS ON

Details of

Serial Number	Name of the Concern	Years of Investment	Number of shares/debentures of Government investment to up capital/debentures	
			Type (4)	Number of Shares (5)
(1)	(2)	(3)		
III. Co-Operative Institutions - Contd.				
(a) Credit Co-operatives - Concl'd.				
8.	Thrift and Credit Co-operative Society	1980-97	-do-	(a)
9.	Lanka Urban Co-operative Bank Limited	1984-97	-do-	(a)
10.	Senapati Primary Co-operative Bank	1990-97	-do-	(a)
11.	Manipur State Land Development Co-operative Bank	1989-97	-do-	(a)
Total : (a) Credit Co-operatives				
(b) Labour Co-operatives				
1.	Labour Contract Societies including Forest Labour Co-operative Societies(112) *	1961-97	Redeemable Shares	33,407
Total : (b) Labour Co-operatives				

(a) No. of Shares, Debentures, Face Values etc. have not been intimated.

* Figures inside the brackets indicate the number of Societies, Confederations etc.

NO. 13

CORPORATIONS, GOVERNMENT COMPANIES, CO-OPERATIVE BANKS AND SOCIETIES
31ST MARCH 1997 - Contd.

Investment

and percentage the total paid	Face value of each share/ debenture	Amount invested	Amount of dividend declared/interest received and credited to Government during the year	Remarks
Percentage (6)	(7)	(8) Rs.	(9) Rs.	(10)
(a)	(a)	2,37,000	247	
Total :		<u>2,37,000</u>		
(a)	(a)	1,55,000	(a)	
Total :		<u>1,55,000</u>		
(a)	(a)	20,000	(a)	
Total :		<u>20,000</u>		
		2,50,000	(a)	
Total :		<u>2,50,000</u>		
		2,12,84,000		
33	10	3,34,070	(a)	
Total :		<u>3,34,070</u>		
		<u>3,34,070</u>		

STATEMENT

STATEMENT SHOWING DETAILS OF INVESTMENT OF GOVERNMENT IN STATUTORY
ETC. AS ON

Details of

Serial Number	Name of the Concern	Years of Investment	Number of shares/debentures of Government investment to up capital/debentures	
			Type	Number of Shares
(1)	(2)	(3)	(4)	(5)
III. Co-operative Institutions - Contd.				
(c) Farming Co-operative				
1.	Joint Co-operative Farming Societies (54) *	1961-97	Redeemable Shares	26,600
2.	Poultry Farming Co-operative Societies (20) *	1988-97	-do-	(a)
3.	Horticulture Farming Co-operative Societies (13) *	1970-97	-do-	20,800
4.	Seri/Tasar Co-operative Societies (51) *	1987-97	-do-	(a)
5.	Piggery Co-operative Societies (16) *	1987-96 1996-97	-do- -do-	(a) (a)
Total : (c) Farming Co-operatives				
(d) Warehousing and Marketing Co-operatives				
1.	Manipur State Co-operative Consumer Federation.	1969-97	Redeemable Shares	55,760

(a) No. of Shares, Debentures, Face Values etc. have not been intimated.
* Figures inside the brackets indicate the number of Societies, Confederations etc.

NO. 13

CORPORATIONS, GOVERNMENT COMPANIES, CO-OPERATIVE BANKS AND SOCIETIES
31ST MARCH 1997 - Contd.

Investment

and percentage the total paid	Face value of each share/ debenture	Amount invested	Amount of dividend declared/interest received and credited to Government during the year	Remarks
Percentage (6)	(7)	(8) Rs.	(9) Rs.	(10)
70	10	2,66,000	(a)	
Total :		2,66,000		
(a)	(a)	15,76,800	(a)	
Total :		15,76,800		
81	10	4,08,000	(a)	
Total :		4,08,000		
(a)	(a)	10,00,000	(a)	
Total :		10,00,000		
(a)	(a)	1,89,000 8,77,300		
Total :		10,66,300		
		43,17,100		
62	50	27,88,000	(a)	
Total :		27,88,000		

STATEMENT

STATEMENT SHOWING DETAILS OF INVESTMENT OF GOVERNMENT IN STATUTORY
ETC. AS ON

Details of

Serial Number	Name of the Concern	Years of Investment	Number of shares/debentures of Government investment to up capital/debentures	
			Type (4)	Number of Shares (5)
(1)	(2)	(3)		
III. Co-operative Institutions - Contd.				
(d) Warehousing and Marketing Co-operatives - Concl'd.				
2.	Manipur Apex Marketing Co-operative Society Limited	1957-97	-do-	1,18,460
3.	Manipur State Handloom weavers Co-operative Society Limited	1964-97	-do-	16,575
4.	District Supply and Marketing Co-operative Societies(12) *	1957-97	-do-	68,134
5.	Manipur State Apex Co-operative Housing Society	1984-97	-do-	(a)
6.	Housing Co-operative Societies Limited(2) *	1988-97	-do-	(a)

Total : (d) Warehousing and Marketing Co-operatives

(a) Number of Shares, Debentures, Face Values etc. have not been intimated.

* Figures inside the brackets indicate the number of Societies,
Confederations etc.

NO. 13

CORPORATIONS, GOVERNMENT COMPANIES, CO-OPERATIVE BANKS AND SOCIETIES
31ST MARCH 1997 - Contd.

investment

and percentage the total paid	Face value of each share/ debenture	Amount invested	Amount of dividend declared/interest received and credited to Government during the year	Remarks
Percentage (6)	(7)	(8) Rs.	(9) Rs.	(10)
80	50	59,23,000	(a)	
Total :		59,23,000		
50	100	16,57,500	(a)	
Total :		16,57,500		
33	100	68,13,400	(a)	
Total :		68,13,400		
(a)	(a)	9,85,000		
Total :		9,85,000		
(a)	(a)	2,90,000	(a)	
Total :		2,90,000		
		1,84,56,900		

STATEMENT

STATEMENT SHOWING DETAILS OF INVESTMENT OF GOVERNMENT IN STATUTORY
ETC. AS ON

Details of

Serial Number	Name of the Concern	Years of Investment	Number of shares/debentures of Government investment to up capital/debentures	
			Type (4)	Number of Shares (5)
(1)	(2)	(3)		
III. Co-operative Institutions - Contd.				
(e) Processing Co-operatives				
1.	Manipur Fruit Processing and Cold Storage Co-operative Societies Limited	1974-97	Redeemable Shares	28,400
Total : (e) Processing Co-operatives				
(f) Dairy Co-operatives				
1.	Cattle Breeding/ Dairy Farming/Milk Producers Co-operative Federation(42) *	1976-97	Redeemable Shares	(a)
Total : (f) Dairy Co-operatives				
(g) Fisherman's Co-operatives				
1.	Fisheries Co-operative Societies(36) *	1974-96 1995-96 1996-97	Redeemable Shares	1,70,017
2.	Manipur State Fishing Co-operative Federation	1988-97	-do-	(a)
Total : (g) Fisherman's Co-operatives				

NO. 13

CORPORATIONS, GOVERNMENT COMPANIES, CO-OPERATIVE BANKS AND SOCIETIES
31ST MARCH 1997 - Contd.

investment

and percentage the total paid	Face value of each share/ debenture	Amount invested	Amount of dividend declared/interest received and credited to Government during the year	Remarks
Percentage (6)	(7)	(8) Rs.	(9) Rs.	(10)
60	100	28,40,000	(a)	
		<u>28,40,000</u>		
(a)	(a)	7,86,000	(a)	
Total :		<u>7,86,000</u>		
		<u>7,86,000</u>		
50	10	17,00,170		
(a)	(a)	7,52,400	(a)	
(a)	(a)	2,01,000		
Total :		<u>26,53,570</u>		
(a)	(a)	<u>3,00,000</u>	(a)	
Total :		<u>3,00,000</u>		
		<u>29,53,570</u>		

STATEMENT

STATEMENT SHOWING DETAILS OF INVESTMENT OF GOVERNMENT IN STATUTORY
ETC. AS ON

Details of

Serial Number	Name of the Concern	Years of Investment	Number of shares/debentures of Government investment to up capital/debentures	
			Type	Number of Shares
(1)	(2)	(3)	(4)	(5)
III. Co-operative Institutions - Contd.				
(h) Industrial Co-operatives				
1.	Fruit Preservation Co-operative Societies (2) *	1961-97	Redeemable Shares	4,000
2.	Publishing Co-operative Society	1967-97	-do-	400
3.	Oil Crushing Co-operative Society	1968-97	-do-	(a)
4.	Carpentry Co-operative Societies (5) *	1968-97	-do-	(a)
5.	Weavers Co-operative Societies including Primary Weavers Co-operative Societies (2304) *	1986-97 1996-97	-do- -do-	(a) (a)
Total : (h) Industrial Co-operatives				
(i) Consumers Co-operatives				
1.	Consumers Co-operative Societies including Primary Consumer Educated Unemployed Persons, Government Employees Societies (131) *	1961-97	-do-	(a)
Total : (i) Consumers Co-operatives				

* Figures inside the brackets indicate the number of Societies, Confederations etc.

(a) Number of Shares, Debentures, Face Values etc. have not been intimated.

NO. 13

CORPORATIONS, GOVERNMENT COMPANIES, CO-OPERATIVE BANKS AND SOCIETIES
31ST MARCH 1997 - Contd.
Investment

and percentage the total paid	Face value of each share/ debenture	Amount invested	Amount of dividend declared/interest received and credited to Government during the year	Remarks
Percentage (6)	(7)	(8) Rs.	(9) Rs.	(10)
34	10	40,000	(a)	
Total :		40,000		
54	50	20,000	(a)	
Total :		20,000		
(a)	(a)	5,500	(a)	
Total :		5,500		
(a)	(a)	93,500	(a)	
Total :		93,500		
(a)	(a)	2,32,62,000	(a)	
(a)	(a)	32,80,000		
Total :		2,65,42,000		
		2,67,01,000		
45	5,10,25 & 50	15,63,000	(a)	
Total :		15,63,000		
		15,63,000		

STATEMENT

STATEMENT SHOWING DETAILS OF INVESTMENT OF GOVERNMENT IN STATUTORY
ETC. AS ON

Details of

Serial Number	Name of the Concern	Years of Investment	Number of shares/debentures of Government investment to up capital/debentures	
			Type	Number of Shares
(1)	(2)	(3)	(4)	(5)
III. Co-operative Institutions - Contd.				
(j) Other Co-operatives				
1.	Services Co-operative Societies (281) *	1961-97	Redeemable Shares	(a)
2.	Transport Co-operative Societies including Association/Auto Rickshaw/Taxi (14) *	1967-97	-do-	(a)
3.	Ex-Servicemen's Societies (2) *	1970-97	-do-	(a)
4.	G.P.L/M.P.C.S./L.A.M.P.S./F.S.S./M.P.Co-operative Societies (172) *	1970-97	-do-	(a)
5.	Manipur State Development Co-operative Corporation Limited	1985-97	-do-	(a)
6.	Integrated Co-operative Development Programme (3) *	1988-97	-do-	(a)

(a) Number of Shares, Debentures, Face Values etc. have not been intimated.

* Figures inside the brackets indicate the number of Societies, Confederations etc.

NO. 13

CORPORATIONS, GOVERNMENT COMPANIES, CO-OPERATIVE BANKS AND SOCIETIES
31ST MARCH 1997 - Contd.

Investment

and percentage the total paid	Face value of each share/ debenture	Amount invested	Amount of dividend declared/interest received and credited to Government during the year	Remarks
Percentage (6)	(7)	(8) Rs.	(9) Rs.	(10)
(a)	(a)	7,90,440	(a)	
Total :		<u>7,90,440</u>		
(a)	(a)	2,95,000	(a)	
Total :		<u>2,95,000</u>		
(a)	(a)	30,600	(a)	
Total :		<u>30,600</u>		
(a)	(a)	3,75,88,800	(a)	
Total :		<u>3,75,88,800</u>		
(a)	(a)	21,90,000	(a)	
Total :		<u>21,90,000</u>		
(a)	(a)	3,87,92,250		
Total :		<u>3,87,92,250</u>		

STATEMENT

STATEMENT SHOWING DETAILS OF INVESTMENT OF GOVERNMENT IN STATUTORY
ETC. AS ON

Details of

Serial Number	Name of the Concern	Years of Investment	Number of shares/debentures of Government investment to up capital/debentures	
			Type (4)	Number of Shares (5)
(1)	(2)	(3)		
III. Co-operative Institutions - Concl'd.				
(j) Other Co-operatives - Concl'd.				
7.	Blacksmith Plant/ Bamboo/Stone/Chatai/ Leather (6)*	1989-97	-do-	(a)
8.	Film Industries	1989-97	-do-	(a)

Total : (j) Other Co-operatives

Total : III Co-operative Institutions

GRAND TOTAL :

* Figures inside the brackets indicate the number of Societies, Confederations etc.

(a) Number of Shares, Debentures, Face Values etc. have not been intimated.

O. 13

CORPORATIONS, GOVERNMENT COMPANIES, CO-OPERATIVE BANKS AND SOCIETIES
1ST MARCH 1997 - Concl'd.

Investment

and percentage of the total paid	Face value of each share/ debenture	Amount invested	Amount of dividend declared/interest received and credited to Government during the year	Remarks
Percentage (6)	(7)	(8) Rs.	(9) Rs.	(10)
(a)	(a)	1,67,000	(a)	
Total :		<u>1,67,000</u>		
(a)	(a)	30,000	(a)	
Total :		<u>30,000</u>		
		<u>7,98,84,090</u>		
		<u>15,91,19,730</u>		
		<u>70,22,78,653</u>	<u>247</u>	

STATEMENT NO.14

STATEMENT SHOWING THE CAPITAL AND OTHER EXPENDITURE (OTHER THAN ON REVENUE ACCOUNT) TO THE END OF 1996-97 AND THE PRINCIPAL SOURCES FROM WHICH FUNDS WERE PROVIDED FOR THAT EXPENDITURE

Heads (1)	On 1st April 1996 (2)	During the year (3)	On 31st March 1997 (4)
CAPITAL AND OTHER EXPENDITURE			
CAPITAL EXPENDITURE			
A. Capital Account of General Services			
Capital Outlay on Public Works	75.42	7.48	82.90
Capital Outlay on Other Administrative Services	0.64	...	0.64
Total : A	<u>76.06</u>	<u>7.48</u>	<u>83.54</u>
B. Capital Account of Social Services	<u>3,65.85</u>	<u>80.07</u>	<u>4,45.92</u>
C. Capital Account of Economic Services			
(a) Capital Account of Agricultural and Allied Activities	64.93	5.03	69.96
(b) Capital Account of Rural Development	0.19	0.09	0.28
(c) Capital Account of Special Areas Programmes	56.27	1.66	57.93
(d) Capital Account of Irrigation and Flood Control	3,65.67	44.23	4,09.90
(e) Capital Account of Energy	2,98.26	44.12	3,42.38
(f) Capital Account of Industry and Minerals	36.94	2.49	39.43
(g) Capital Account of Transport	3,45.46	76.67	4,22.13
(i) Capital Account of Science, Technology and Environment	0.43	0.13	0.56
(j) Capital Account of General Economic Services	3.83	0.58	4.41
Total : C	<u>11,71.98</u>	<u>1,75.00</u>	<u>13,46.98</u>
TOTAL : CAPITAL EXPENDITURE	<u>16,13.89</u>	<u>2,62.55</u>	<u>18,76.44</u>
LOANS AND ADVANCES			
Loans for Education, Art and Culture	0.11	...	0.11
Loans for Water Supply and Sanitation	4.99	0.17	5.16
Loans for Housing	9.81	6.50	16.31
Loans for Urban Development	0.89	...	0.89
Loans for Welfare of Scheduled Castes/Scheduled Tribes and Other Backward Classes	0.02	...	0.02
Loans for Social Security and Welfare	0.35	...	0.35
Loans for Crop Husbandry	1.26	...	1.26
Loans for Animal Husbandry	0.01	...	0.01

STATEMENT NO. 14 - Contd.

(1)	(2)	(3)	(4)
CAPITAL AND OTHER EXPENDITURE - CONCLD.			
LOANS AND ADVANCES - CONCLD.			
Loans for Fisheries	0.13	0.09	0.22
Loans for Co-operation	6.44	0.86	7.30
Loans for Rural Development Programmes	0.01	...	0.01
Loans for Village and Small Industries	5.94	0.07	6.01
Loans to Government Servants, etc.	6.10	(-)0.69	5.41
Miscellaneous Loans	0.08	...	0.08
TOTAL : LOANS AND ADVANCES	36.14	7.00	43.14
TOTAL : CAPITAL AND OTHER EXPENDITURE	16,50.03	2,69.55	19,19.58 'X'
PRINCIPAL SOURCES OF FUNDS			
Revenue Surplus	...	1,12.60	...
Public Debts -			
Internal Debt of the State Government			
Market Loans	1,43.64	17.54	1,61.18
Other Loans	1,01.56	55.15	1,56.71
Loans and Advances from the Central Government	1,96.01	31.69	2,27.70
Small Savings, Provident Funds, etc.	1,43.59	9.54	1,53.13
Total : Public Debts	5,84.80	1,13.92	6,98.72
Other Receipts -			
Reserve Funds	6.38	(-)0.01	6.37
Deposits and Advances	84.33	32.92	1,17.25
Expense and Miscellaneous	(-)56.63	6.46	(-)50.17
Other than amount closed to Government account and Cash Balances Investment accounts) Remittances	(-)38.54	58.21	19.67
Total : Other Receipts	(-) 4.46	97.58	93.12
TOTAL : DEBT AND OTHER RECEIPTS	5,80.34	2,11.50	7,91.84
educt - Cash Balance	(-)51.72	54.56	2.84
educt - Investments	2.46	(-)0.01	2.45
NET PROVISION OF FUNDS	6,29.60	1,56.95	7,86.55 'Y'

STATEMENT NO.14 - Concl'd.

The net provision of Funds 'Y' shown in the Statement differs from the net Capital and other expenditure 'X' upto the end of the year by Rs.11,33.03 crores for the reasons explained below :

1.	Net Capital Expenditure allocated to the end of 1964-85 to the Territory Section of Accounts	5.69
2.	Net effect of balances under debt heads allocated to the end of the 1964-65 to the Territory Section of Account from the books of the Government of India	0.85
3.	Net effect of balances under Debt, Deposits and Remittances heads allocated during 1971-72 on dropping from the Central Accounts	3.05
4.	Net effect of balances under Public Debt, adopted during 1972-73 on dropping from Central Books	(-)2.62
5.	Adjustment of Balances under Suspense	2.78
6.	Net effect of Balances under Debt, Deposits and Remittance heads adopted during 1983-84 on dropping from Central Books	2.48
7.	Net Revenue Surplus to the end of 1996-97	11,20.80
	Total :	<u>11,33.03</u>

PART - II

B - DEBT, CONTINGENCY FUND AND PUBLIC ACCOUNT

STATEMENT

DETAILED STATEMENT OF RECEIPTS, DISBURSEMENTS AND BALANCES UNDER HEADS OF

<i>Heads of account</i>	<i>Opening balance on 1st April 1996</i>
(1)	(2) Rs.
PART I - CONSOLIDATED FUND	
(i) Receipt Heads (Revenue Account)	
(ii) Expenditure Heads (Revenue Account)	
(iii) Expenditure Heads (Capital Account)	
E. Public Debt	
6003. Internal Debt of the State Government	2,45,20,16,601 (Cr)
6004. Loans and Advances from the Central Government	1,96,01,37,772 (Cr)
Total : E. Public Debt	4,41,21,54,373 (Cr)
F. Loans and Advances	
6202. Loans for Education, Sports, Art and Culture	10,73,190 (Dr)
6215. Loans for Water Supply	4,98,53,074 (Dr)
6216. Loans for Housing	9,81,60,943 (Dr)
6217. Loans for Urban Development	88,68,684 (Dr)
6225. Loans for Welfare of Scheduled Castes, Scheduled Tribes and other Backward Classes	2,39,573 (Dr)
6235. Loans for Social Security and Welfare	34,68,346 (Dr)
6401. Loans for Crop Husbandry	1,25,79,044 (Dr)
6403. Loans for Animal Husbandry	50,000 (Dr)
6405. Loans for Fisheries	13,18,774 (Dr)
6425. Loans for Co-operation	6,43,17,958 (Dr)
6515. Loans for other Rural Development programmes	77,507 (Dr)
6851. Loans for Village and Small Industries	5,95,13,732 (Dr)
7610. Loans to Government Servants, etc.	6,10,07,664 (Dr)
7615. Miscellaneous Loans	8,46,461 (Dr)
Total : F. Loans and Advances	36,13,74,950 (Dr)
Total : PART I - CONSOLIDATED FUND	

NO. 15

ACCOUNT RELATING TO DEBT, CONTINGENCY FUND AND PUBLIC ACCOUNT

<i>Receipts</i>	<i>Disbursements</i>	<i>Closing balance on 31st March 1997</i>
(3) Rs.	(4) Rs.	(5) Rs.
8,22,90,42,494
...	7,10,30,69,396	...
...	2,62,55,20,679	...
2,93,73,71,900	2,21,04,51,413	3,17,89,37,088 (Cr)
65,41,25,600	33,71,88,509	2,27,70,74,863 (Cr)
3,59,14,97,500	2,54,76,39,922	5,45,60,11,951 (Cr)
...	...	10,73,190 (Dr)
...	17,94,782	5,16,47,856 (Dr)
57,780	6,50,00,000	16,31,03,163 (Dr)
...	...	88,68,684 (Dr)
...	...	2,39,573 (Dr)
...	...	34,68,346 (Dr)
...	...	1,25,79,044 (Dr)
...	...	50,000 (Dr)
...	9,37,300	22,56,074 (Dr)
2,04,755	88,24,200	7,29,37,403 (Dr)
...	...	77,507 (Dr)
66,013	7,00,000	6,01,47,719 (Dr)
79,20,457	9,76,400	5,40,63,607 (Dr)
...	...	8,46,461 (Dr)
82,49,005	7,82,32,682	43,13,58,627 (Dr)
11,82,87,88,999	12,35,44,62,679	

Heads of account	Opening balance on 1st April 1996
(1)	(2) Rs.
PART III - PUBLIC ACCOUNT	
I. Small Savings, Provident Funds, etc.	
(b) Provident Funds	
8005. State Provident Funds	1,34,86,92,402 (Cr)
(c) Other Accounts	
8011. Insurance and Pension Funds	8,71,88,310 (Cr)
Total : I. Small Savings, Provident Funds, etc.	1,43,58,80,712 (Cr)
J. Reserve Funds	
(b) Reserve Funds not Bearing Interest	
8226. Depreciation/Renewal Reserve Fund	
101. Depreciation Reserve Funds of Government Commercial Departments/Undertakings	23,98,000 (Cr)
Total : 8226. Depreciation/ Renewal Reserve Fund	23,98,000 (Cr)
8235. General and other Reserve Funds	
111. Calamities relief	6,13,71,583 (Cr)
Total : 8235. General and other Reserve Funds	6,13,71,583 (Cr)
Total : (b) Reserve Funds not Bearing Interest	6,13,71,583 (Cr)
Total : J. Reserve Funds	6,37,69,583 (Cr)
K. Deposits and Advances	
(a) Deposits Bearing Interest	
8336. Civil Deposits	
800. Other Deposits	2,35,79,948 (Cr)
Total : 8336. Civil Deposits	2,35,79,948 (Cr)
Total : (a) Deposits bearing interest	2,35,79,948 (Cr)

NO. 15 - Contd.

<i>Receipts</i>	<i>Disbursements</i>	<i>Closing balance on 31st March 1997</i>
(3) Rs.	(4) Rs.	(5) Rs.
54,27,48,275	45,27,68,365	1,43,86,72,312 (Cr)
1,75,89,376	1,21,31,101	9,26,46,585 (Cr)
<u>56,03,37,651</u>	<u>46,48,99,466</u>	<u>1,53,13,18,897 (Cr)</u>
...	...	23,98,000 (Cr)
...	...	23,98,000 (Cr)
...	1,25,974	6,12,45,609 (Cr)
...	1,25,974	6,12,45,609 (Cr)
...	1,25,974	6,12,45,609 (Cr)
...	1,25,974	6,36,43,609 (Cr)
...	...	2,35,79,948 (Cr)
...	...	2,35,79,948 (Cr)
...	...	2,35,79,948 (Cr)

Heads of account (1)	Opening balance on 1st April 1996 (2) Rs.
PART III - PUBLIC ACCOUNT - Contd.	
K. Deposits and Advances - Concl'd.	
(b) Deposits Not bearing Interest	
8443. Civil Deposits	
101. Revenue Deposits	(-) 60,26,670 (Cr)
103. Security Deposits	7,06,21,756 (Cr)
104. Civil Courts Deposits	3,73,01,148 (Cr)
105. Criminal Courts Deposits	1,677 (Cr)
106. Personal Deposits	5,80,51,686 (Cr)
108. Public works Deposits	26,71,78,823 (Cr)
109. Forest Deposits	69,43,580 (Cr)
111. Other Departmental Deposits	72,27,735 (Cr)
112. Deposits for purchase etc.	...
Total : 8443 Civil Deposits	44,12,99,735 (Cr)
8448. Deposits of Local Funds	
120. Other Funds	5,33,180 (Cr)
Total : 8448. Deposits of Local Funds	5,33,180 (Cr)
8449. Other Deposits	
120. Miscellaneous Deposits	39,27,04,286 (Cr)
Total : 8449. Other Deposits	39,27,04,286 (Cr)
Total : (b) Deposits Not Bearing Interest	83,45,37,201 (Cr)
(c) Advances	
8550. Civil Advances	
101. Forest Advances	22,78,858 (Cr)
102. Revenue Advances	52,499 (Dr)
103. Other Departmental Advances	82,54,850 (Dr)
104. Other Advances	87,62,280 (Dr)
Total : 8550. Civil Advances	1,47,90,771 (Dr)
Total : (c) Advances	1,47,90,771 (Dr)
Total : K. Deposits and Advances	84,33,26,378 (Cr)

NO. 15 - Contd.

Receipts (3) Rs.	Disbursements (4) Rs.	Closing balance on 31st March 1997 (5) Rs.
18,23,668	5,24,66,366	(-) 5,66,69,368 (Cr) "A"
<u>7,13,70,466</u>	<u>12,44,399</u>	14,07,47,823 (Cr)
...	...	3,73,01,148 (Cr)
...	...	1,677 (Cr)
29,57,36,494	<u>25,52,33,650</u>	9,85,54,530 (Cr)
16,23,56,979	<u>2,16,96,393</u>	40,78,39,409 (Cr)
...	...	69,43,580 (Cr)
...	...	72,27,735 (Cr)
...	7,75,914	7,75,914 (Dr) "B"
<u>53,12,87,607</u>	<u>33,14,16,722</u>	<u>64,11,70,620 (Cr)</u>
...	10,050	5,23,130 (Cr)
...	10,050	5,23,130 (Cr)
<u>28,00,76,380</u>	<u>15,06,78,479</u>	<u>52,21,02,187 (Cr)</u>
<u>28,00,76,380</u>	<u>15,06,78,479</u>	<u>52,21,02,187 (Cr)</u>
<u>81,13,63,987</u>	<u>48,21,05,251</u>	<u>1,16,37,95,937 (Cr)</u>
4,86,81,752	4,87,16,291	22,44,319 (Cr) "C"
...	...	52,499 (Dr)
...	...	82,54,850 (Dr)
...	5,000	87,67,280 (Dr)
<u>4,86,81,752</u>	<u>4,87,21,291</u>	<u>1,48,30,310 (Dr)</u>
<u>4,86,81,752</u>	<u>4,87,21,291</u>	<u>1,48,30,310 (Dr)</u>
<u>86,00,45,739</u>	<u>53,08,26,542</u>	<u>1,17,25,45,575 (Cr)</u>

"A" Adverse balance is under scrutiny
 "B" Adverse balance is under scrutiny
 "C" Adverse balance is under scrutiny

Heads of account

(1)

Opening balance
on 1st April 1996

(2)

Rs.

PART III - PUBLIC ACCOUNT - Contd.**L. Suspense and Miscellaneous**

(b) Suspense

8658. Suspense Accounts

101. Pay and Accounts Office Suspense	9,79,34,967 (Dr)
102. Suspense Account (Civil)	23,51,54,456 (Dr)
107. Cash settlement Suspense Account (C SSA)	30,20,60,293 (Dr)
109. Reserve Bank Suspense - Headquarters	999 (Cr)
110. Reserve Bank Suspense - Central Accounts Office	6,43,40,290 (Dr)
- 111. Departmental Adjusting Account	10,17,23,701 (Dr)
112. Tax Deducted at Source Suspense	4,06,99,880 (Cr)
113. Provident Fund Suspense	24,000 (Dr)
120. Additional Dearness Allowance Deposit Suspense Account	28,27,143 (Dr) "A"
123. A.I.S. Officers Group Insurance Scheme	6,43,52,864 (Cr)
126. Broadcasting Receiver Licence Fee Suspense	62,688 (Cr)
129. Material Purchase Settlement Suspense Account	18,34,98,474 (Cr)
Total : 8658. Suspense Account	51,54,49,945 (Dr)
Total : (b) Suspense	51,54,49,945 (Dr)

(c) Other Accounts

8670. Cheques and Bills

103. Departmental cheques	96,750 (Dr)
8671. Departmental Balances	
101. Civil	4,97,65,954 (Dr)
8672. Permanent Cash Imprest	
101. Civil	2,02,685 (Dr)
8673. Cash Balance Investment Account	
101. Cash Balance Investment Account	2,45,43,373 (Dr)
Total : (c) Other Accounts	7,46,08,762 (Dr)

"A" Adverse balance is under scrutiny. Government has been requested for write off.

NO. 15 - Contd.

Receipts (3) Rs.	Disbursements (4) Rs.	Closing balance on 31st March 1997 (5) Rs.
9,11,11,965	9,81,55,841	10,49,78,843 (Dr)
3,13,42,215	8,06,55,863	28,44,68,104 (Dr)
→ 19,28,49,436	→ 19,38,58,789	→ 30,30,69,646 (Dr)
268	(-) 1,13,21,592	1,13,22,859 (Cr)
20,81,49,595	18,00,98,488	3,62,89,183 (Dr)
(-) 2,63,67,829	1,91,985	12,82,83,515 (Dr)
3,05,45,012	2,20,68,604	4,91,76,288 (Cr)
20,901	(-) 15,593	12,494 (Cr)
24,925	...	28,02,218 (Dr)
2,73,98,207	4,42,116	9,13,08,955 (Cr)
...	...	62,688 (Cr)
13,40,01,708	9,13,45,551	22,61,54,631 (Cr)
68,90,76,403	65,54,80,052	48,18,53,594 (Dr)
68,90,76,403	65,54,80,052	48,18,53,594 (Dr)
...	...	96,750 (Dr) "B"
13,19,57,332	9,98,23,100	1,76,31,722 (Dr)
...	11,000	2,13,685 (Dr)
3,60,05,60,753	3,60,05,00,000	2,44,82,620 (Dr)
3,73,25,18,085	3,70,03,34,100	4,24,24,777 (Dr)

"B" Adopted proforma on 21-01-1997 on dropping from Central Account. The balance is under scrutiny.

Handwritten signature and initials at the bottom right corner of the page.

STATEMENT

Heads of account (1)	Opening balance on 1st April 1996 (2) Rs.
PART III - PUBLIC ACCOUNT - Contd.	
L. Suspense and Miscellaneous - Concl'd.	
(d) Accounts with Governments of Foreign Countries	
8679. Accounts with Governments of other Countries	
103. Burma	7,97,877 (Dr)
Total : (d) Accounts with Governments of Foreign Countries	7,97,877 (Dr)
Total : L (b) + (c) + (d)	59,08,56,584 (Dr)
(e) Miscellaneous	
8680. Miscellaneous Government Accounts	
102. Writes-off from Heads of Account closing to balance	...
Total : 8680. Miscellaneous Government Accounts	...
Total : (e) Miscellaneous	...
Total : L. Suspense and Miscellaneous	...
M. Remittances	
(a) Money orders and other remittances	
8782. Cash Remittances and adjustments between officers rendering accounts to the same Accounts Officer	
101. Cash Remittances between Treasuries and Currency Chests	16,33,51,394 (Dr)
102. Public Works Remittances	34,32,57,176 (Dr)
103. Forest Remittances	2,57,98,561 (Cr)
105. Reserve Bank of India Remittances	9,85,49,163 (Cr)
Total : 8782. Cash Remittances, etc.	38,22,60,846 (Dr)
Total : (a) Money Orders and other remittances	38,22,60,846 (Dr)

NO. 15 - Contd.

Receipts (3) Rs.	Disbursements (4) Rs.	Closing balance on 31st March 1997 (5) Rs.
...	10,73,394	18,71,271 (Dr)
...	10,73,394	18,71,271 (Dr)
4,42,15,94,488	4,35,68,87,546	52,61,49,642 (Dr)
...
...
...
4,42,15,94,488	4,35,68,87,546	...
95,06,18,653	39,65,75,641	39,06,91,618 (Cr)
3,74,59,24,839	3,70,25,16,303	29,98,48,640 (Dr)
9,98,12,811	12,87,70,785	31,59,413 (Dr)
(-) 1,63,36,587	(-) 3,38,06,496	11,60,19,072 (Cr)
4,78,00,19,716	4,19,40,56,233	20,37,02,637 (Cr)
4,78,00,19,716	4,19,40,56,233	20,37,02,637 (Cr)

STATEMENT

Heads of account	Opening balance on 1st April 1996
(1)	(2) Rs.
PART III - PUBLIC ACCOUNT - Concl'd.	
M. Remittances - Concl'd.	
(b) Inter Government Adjustment Accounts	
8786. Adjusting Account between Central and State Governments	...
8793. Inter State Suspense Account	31,62,213 (Dr)
Total : (b) Inter Government Adjustment Accounts	<hr/> 31,62,213 (Dr)
Total : M. Remittances	<hr/> 38,54,23,059 (Dr)
Total : PART III - PUBLIC ACCOUNT (Receipts and Disbursements)	<hr/> ...
Total : PART I and III Receipts and Disbursements	<hr/> ...
N. Cash Balance	
8999. Cash Balance (opening)	
101. Cash in Treasuries	
102. Deposits with Reserve Bank	
Total :	
8999. Cash Balance (Closing)	
101. Cash in Treasuries	
102. Deposits with Reserve Bank	
104. Remittance in Transit (Local)	
Total :	
GRAND TOTAL :	

NO. 15 - Conclid.

<i>Receipts</i>	<i>Disbursements</i>	<i>Closing balance on 31st March 1997</i>
(3) Rs.	(4) Rs.	(5) Rs.
... 41,474	... 39,35,462	... 70,56,201 (Dr)
41,474	39,35,462	70,56,201 (Dr)
4,78,00,61,190	4,19,79,91,695	19,66,46,436 (Cr)
10,62,20,39,068	9,55,07,31,223	...
22,45,08,28,067	21,90,51,93,902	...
59,94,270		
(-) 52,31,80,815		
(-) 51,71,86,545		
	60,61,992	
	(+) 2,23,85,628	
	...	
	2,84,47,620	
21,93,36,41,522	21,93,36,41,522	

DETAILED STATEMENT OF DEBT AND OTHER

Description of Debt	Balance as on 1st April 1996
(1)	(2)
	Rs.
E. PUBLIC DEBT	
6003. Internal Debt of the State Government	
101. Market Loans	1,43,63,41,653
103. Loans from the Life Insurance Corporation of India	5,76,53,759
104. Loans from General Insurance Corporation of India	2,38,91,476
105. Loans from the National Bank for Agriculture and Rural Development	96,350
107. Loans from National Co-operative Development Corporation	10,94,400
108. Loans from National Co-operative Development Corporation	10,94,400
109. Loans from other Institutions	7,81,27,254
110. Ways and Means Advances from the Reserve Bank of India	20,47,91,000
800. Other Loans	62,54,478
Total : 6003. Internal Debt of the State Government	2,45,20,16,601
6004. Loans and Advances from the Central Government	
01. Non-Plan Loans	
101. Loans to cover gap in resources	...
102. Share of Small Saving Collections	41,81,00,000
201. House Building Advances	61,00,114
Police - Modernisation of police force	2,54,75,000
Education-National Loan Scholarship Schemes	1,31,980
Crop Husbandry - Manures and Fertilizers	...
Total : 01. Non - Plan Loans	44,98,07,094
02. Loans for State/Union Territory Plan Schemes	
101. Block Loans	80,09,00,518
104. 1984-89 State Plan Loans Consolidated in terms of recommendations of the 9th Finance Commission	22,62,77,503
Total : 02. Loans for State/Union Territory Plan Schemes	1,02,71,78,021

NO. 16

INTEREST BEARING OBLIGATIONS OF GOVERNMENT

Additions during the year	Discharges during the year	Balance as on 31st March 1997
(3)	(4)	(5)
Rs.	Rs.	Rs.
17,60,00,000 ✓	5,55,476	1,61,17,86,177
...	45,94,072	5,30,59,687
...	14,30,668	2,24,60,808
...	...	96,350
...	...	10,94,400
8,10,82,700	1,35,87,900	14,56,22,054
6,85,22,200	1,64,18,988	69,58,69,443
2,61,17,67,000	2,17,38,64,309	64,26,93,691
...	...	62,54,478
<u>2,93,73,71,900</u>	<u>2,21,04,51,413</u>	<u>3,17,89,37,088</u>
...
11,13,00,000	1,27,96,250	51,66,03,750
17,99,100	10,05,034	68,94,180
2,50,81,500	41,09,090	4,64,47,410
...	...	1,31,980
...
<u>13,81,80,600</u>	<u>1,79,10,374</u>	<u>57,00,77,320</u>
23,69,90,000	3,45,46,314	1,00,33,44,204
...	2,52,72,000	20,10,05,503
<u>23,69,90,000</u>	<u>5,98,18,314</u>	<u>1,20,43,49,707</u>

293.74
 261.18
 32.56
 13.82
 48.38

221.05
 217.39
 3.66
 1.79
 5.45

STATEMENT

Description of Debt (1)	Balance as on 1st April 1996 (2) Rs.
E. PUBLIC DEBT - Contd.	
6004. Loans and Advances from the Central Government -Contd.	
03. Loans for Central Plan Schemes Rehabilitation -	
Repatriates from Burma	82,842
Dry Land Development	10,00,465
Soil and Water Conservation -	
Soil Conservation	8,49,311
Fisheries - Inland Fisheries	...
Co-operation-Credit Co-operatives	...
Village and Small Industries -	
102. Small Scale Industries	4,50,000
Other Rural Development Programmes (CAD)	62,135
800 Other Loans Strengthening of State Land Use Board soil conservation (ii) Loan Assistance under Accelerated Irri- gation Benefit Programme -Khuga Multipurpose Project	3,17,000 ... <hr/>
Total : 03. Loans for Central Plan Schemes	<hr/> 27,61,753
04. Loans for Centrally Sponsored Plan Schemes	
Integrated Development of	
Small and Medium Towns -	2,34,65,000
Consumer Co-operation -	9,24,400
Flood Control and Drainage -	
Anti Sea Erosion Projects -	9,96,000
Co-operation - Assistance to Credit co-operatives	1,06,57,165
Civil Supplies - Assistance to Consumer Co-operatives in Urban Areas	44,25,181
Transmission and Distribution -	
Inter State Transmission Lines	28,19,841
Village and Small Industries -	
102. Small Scale Industries	23,36,589
103. Handloom Industries	59,33,490
Forestry - Forest Conservation Development and Regeneration	66,92,661
Co-operation -	
108. Loans to Other Co-operatives	79,67,239
Roads of Inter State or Economic Importance	97,17,341
National Water Shed Development Project for rainfed areas	40,55,986
Total : 04. Loans for Centrally Sponsored Plan Schemes	<hr/> 7,99,90,893 <hr/>

NO. 16 - Contd.

Additions during the year (3) Rs.	Discharges during the year (4) Rs.	Balance as on 31st March 1997 (5) Rs.
...	...	82,842
...	1,43,501	8,56,964
...	...	8,49,311
...
...
...	22,482	4,27,518
...	15,533	46,602
...	92,299	2,24,701
4,30,00,000	...	4,30,00,000
<u>4,30,00,000</u>	<u>2,73,815</u>	<u>4,54,87,938</u>
36,50,000	7,10,000	2,64,05,000
...	1,46,524	7,77,876
...	64,000	9,32,000
2,50,000	2,28,712	1,06,78,453
...	23,53,835	20,71,346
...	1,76,240	26,43,601
...	6,84,772	16,51,817
...	11,93,560	47,39,930
...	16,36,405	50,56,256
...	5,38,495	74,28,744
...	4,05,212	93,12,129
24,75,000	95,966	64,35,020
<u>63,75,000</u>	<u>82,33,721</u>	<u>7,81,32,172</u>

STATEMENT

Description of Debt (1)	Balance as on 1st April 1996 (2) Rs.
E. PUBLIC DEBT - Concl'd.	
6004. Loans and Advances from the Central Government - Concl'd.	
05. Loans for Special Schemes	
101. Schemes of North Eastern Council	4,57,92,547
Total : 05 Loans for Special Schemes	4,57,92,547
06. Ways and means Advances	51,00,000
Total : 06 Ways and Means Advances	51,00,000
07. Pre 1984-85 loans	
102. National Loan Scholarship Schemes	5,81,572
105. Small Savings Loans	58,59,000
107. Pre 1979-80 Consolidated Loans re-consolidated into 30 years loans	14,11,47,406
108. 1979-84 Consolidated Loans	20,18,05,861
109. Rehabilitation of Gold Smiths	1,13,625
Total : 07. Pre-1984-85 Loans	34,95,07,464
Total : 6004 - Loans and Advances from the Central Government	1,96,01,37,772
Total E. PUBLIC DEBT	4,41,21,54,373
I. SMALL SAVINGS, PROVIDENT FUNDS ETC.	
(b) Provident Funds	
8005. State Provident Funds	
01. Civil	
101. General Provident Fund	1,33,96,89,276
102. Contributory Provident Fund	9,680
104. All India Services Provident Fund	89,91,935
Total : 01. Civil	1,34,86,90,891
60. Other Provident Funds	
101. Workmen's Contributory Provident Fund	1,511
Total : 60. Other Provident Fund	1,511
Total : 8005. State Provident Funds	1,34,86,92,402

NO. 16 - Contd.

Additions during the year (3) Rs.	Discharges during the year (4) Rs.	Balance as on 31st March 1997 (5) Rs.
15,80,000	42,36,285	4,31,36,262
<u>15,80,000</u>	<u>42,36,285</u>	<u>4,31,36,262</u>
22,80,00,000	22,80,00,000	51,00,000
<u>22,80,00,000</u>	<u>22,80,00,000</u>	<u>51,00,000</u>
...	...	5,81,572
...	5,81,000	<u>52,78,000</u>
...	75,51,000	13,35,96,406
...	1,05,84,000	19,12,21,861
...	...	1,13,625
<u>...</u>	<u>1,87,16,000</u>	<u>33,07,91,464</u>
65,41,25,600	33,71,88,509	2,27,70,74,863
<u>3,59,14,97,500</u>	<u>2,54,76,39,922</u>	<u>5,45,60,11,951</u>
53,85,32,539	44,93,70,572	1,42,88,51,243
42,15,736	33,97,793	9,680
<u>54,27,48,275</u>	<u>45,27,68,365</u>	<u>1,43,86,70,801</u>
...	...	1,511
...	...	1,511
<u>54,27,48,275</u>	<u>45,27,68,365</u>	<u>1,43,86,72,312</u>

STATEMENT

Description of Debt (1)	Balance as on 1st April 1996 (2) Rs.
I. SMALL SAVINGS, PROVIDENT FUNDS ETC -Concl'd.	
(c) Other Accounts	
8011. Insurance and Pension Funds	
107. State Government Employees Group Insurance Scheme	8,71,88,310
	<hr/>
Total : 8011. Insurance and Pension Funds	8,71,88,310
	<hr/>
Total : I. SMALL SAVINGS, PROVIDENT FUNDS ETC.	1,43,58,80,712
	<hr/>
K. DEPOSITS AND ADVANCES	
(a) Deposits Bearing Interest	
8336. Civil Deposits	
800. Other Deposits	2,35,79,948
	<hr/>
Total : 8336 Civil Deposits	2,35,79,948
	<hr/>
Total : K. DEPOSITS AND ADVANCES	2,35,79,948
	<hr/>
GRAND TOTAL :	5,87,16,15,033
	<hr/>

NO. 16 - Contd.

Additions during the year (3) Rs.	Discharges during the year (4) Rs.	Balance as on 31st March 1997 (5) Rs.
1,75,89,376	1,21,31,101	9,26,46,585
<u>1,75,89,376</u>	<u>1,21,31,101</u>	<u>9,26,46,585</u>
56,03,37,651	46,48,99,466	1,53,13,18,897
<u>...</u>	<u>...</u>	<u>2,35,79,948</u>
<u>...</u>	<u>...</u>	<u>2,35,79,948</u>
<u>...</u>	<u>...</u>	<u>2,35,79,948</u>
<u>4,15,18,35,151</u>	<u>3,01,25,39,388</u>	<u>7,01,09,10,796</u>

**ANNEXURE TO STATE-
DETAILED STATEMENT OF DEBT AND OTHER**

<i>Description of Debt</i>	<i>When</i>	<i>Balance as on</i>
(1)	(2)	1st April 1996
		Rs.
E. PUBLIC DEBT		
6003. Internal Debt of the State Government		
101. Market Loans		
(a) Market Loans bearing interest		
(i) 7 percent Manipur		
State Development Loan 1993	1981-82	1,71,000
(ii) 7.5 percent Manipur		
State Development Loan 1997	1982-83	3,30,00,000
(iii) 8.75 percent Manipur		
State Development Loan 2000	1983-84	3,90,00,000
(iv) 9 percent Manipur		
State Development Loan 1999	1984-85	9,09,20,000
(v) 9.75 percent Manipur		
State Development Loan 1998	1985-86	7,98,00,000
(vi) 11 percent Manipur		
State Development Loan 2001	1986-87	7,42,50,000
(vii) 11 percent Manipur		
State Development Loan 2002	1987-88	7,97,50,000
(viii) 11.5 percent Manipur		
State Development Loan 2008	1988-89	9,77,00,000
(ix) 11.5 percent Manipur		
State Development Loan 2009	1989-90	11,43,00,000
(x) 11.5 percent Manipur		
State Development Loan 2010	1990-91	11,03,00,000
(xi) 11.5 percent Manipur		
State Development Loan 2011	1991-92	4,54,00,000
(xii) 12 percent Manipur		
State Development Loan 2011	1991-92	7,59,00,000
(xiii) 13% Manipur State		
Development Loan 2007	1992-93	14,52,40,000
(xiv) 13.5% Manipur State		
Development Loan 2003	1993-94	15,05,02,000
(xv) 12.5% Manipur State		
Development Loan 2004	1995-96	14,00,00,000
(xvi) 13.85% Manipur State		
Development Loan 2005	1995-96	16,00,00,000
(xvii) 13.85% Manipur State		
Development Loan 2006	1996-97	...
Total : Market Loans bearing interest		1,43,62,33,000
(b) Market Loans not bearing interest		
Manipur State Development Loan		1,08,653
Total : Market Loans not bearing interest		1,08,653
Total : 101		1,43,63,41,653

MENT NO. 16

INTEREST BEARING OBLIGATIONS OF GOVERNMENT

Additions during the year	Discharges during the year	Balance as on 31st March 1997
(4)	(5)	(6)
Rs.	Rs.	Rs.
...	...	1,71,000
...	5,29,780	3,24,70,220
...	...	3,90,00,000
...	...	9,09,20,000
...	...	7,98,00,000
...	...	7,42,50,000
...	...	7,97,50,000
...	...	9,77,00,000
...	...	11,43,00,000
...	...	11,03,00,000
...	...	4,54,00,000
...	...	7,59,00,000
...	...	14,52,40,000
...	...	15,05,02,000
...	...	14,00,00,000
...	...	16,00,00,000
<u>17,60,00,000</u>	...	<u>17,60,00,000</u>
<u>17,60,00,000</u>	<u>5,29,780</u>	<u>1,61,17,03,220</u>
...	25,696	82,957
...	25,696	82,957
<u>17,60,00,000</u>	<u>5,55,476</u>	<u>1,61,17,86,177</u>

ANNEXURE TO STATE-

Description of Debt (1)	When raised (2)	Balance as on 1st April 1996 (3) Rs.
E. PUBLIC DEBT - Contd.		
6003. Internal Debt of the State Government - Concl'd.		
101. Market Loans		1,43,63,41,653
103. Loans from Life Insurance Corporation of India	1974-94	5,76,53,759
104. Loans from the General Insurance Corporation of India	1984-94	2,38,91,476
105. Loans from the National Bank for Agricultural and Rural Development	1976-94	96,350
107. Loans from State Bank of India		10,94,400
108. Loans from the National Co-operative Development Corporation	1973-94	7,81,27,254
✓ 109. Loans from other Institutions		
Loans from the Rural Electrification Corporation	1979-94	64,37,66,231
110. Ways and Means Advances from the Reserve Bank of India		20,47,91,000
800. Other Loans		62,54,478
Total : 6003 - Internal Debt of the State Government		2,45,20,16,601
6004. Loans and advances from the Central Government		
01. Non Plan Loans		
Total : 101		...
<hr/>		
102. Share of Small Savings Collection		
	1984-85	28,00,000
	1985-86	46,50,000
	1986-87	76,80,000
	1987-88	81,60,000
	1988-89	1,79,10,000
	1989-90	15,96,00,000
	1990-91	6,63,00,000
	1991-92	2,40,00,000
	1992-93	2,66,00,000
	1993-94	3,65,00,000
	1994-95	4,95,00,000
	1995-96	1,44,00,000
	1996-97	...
Total : 102		41,81,00,000

MENT NO. 16 - Contd.

Additions during the year	Discharges during the year	Balance as on 31st March 1997
(4)	(5)	(6)
Rs.	Rs.	Rs.
17,60,00,000	5,55,476	1,61,17,86,177
...	45,94,072	5,30,59,687
...	14,30,668	2,24,60,808
...	...	96,350
...	...	10,94,400
8,10,82,700	1,35,87,900	14,56,22,054
6,85,22,200	1,64,18,988	69,58,69,443
<u>2,61,17,67,000</u>	<u>2,17,38,64,309</u>	<u>64,26,93,691</u>
...	...	62,54,478
<u>2,93,73,71,900</u>	<u>2,21,04,51,413</u>	<u>3,17,89,37,088</u>
...
...	2,00,000	26,00,000
...	3,10,000	43,40,000
...	4,80,000	72,00,000
...	4,80,000	76,80,000
...	9,95,000	1,69,15,000
...	84,00,000	15,12,00,000
...	19,31,250	6,43,68,750
...	...	2,40,00,000
...	...	2,66,00,000
...	...	3,65,00,000
...	...	4,95,00,000
11,13,00,000	...	1,44,00,000
...	...	11,13,00,000
<u>11,13,00,000</u>	<u>1,27,96,250</u>	<u>51,66,03,750</u>

ANNEXURE TO STATE-

Description of Debt (1)	When raised (2)	Balance as on 1st April 1996 (3) Rs.
E. PUBLIC DEBT - Contd.		
6004. Loans and advances from the Central Government - Contd.		
201. House Building Advance	1985-86	...
	1986-87	46,435
	1987-88	89,300
	1988-89	1,50,000
	1989-90	5,96,398
	1990-91	6,72,951
	1991-92	10,45,370
	1992-93	5,25,000
	1993-94	10,76,160
	1994-95	5,99,400
	1996-97	12,99,100
		61,00,114
115. Modernisation of Police Force	1984-85	2,11,680
	1985-86	3,02,400
	1986-87	3,11,680
	1987-88	3,42,720
	1988-89	3,62,880
	1989-90	3,83,040
	1990-91	3,20,000
	1991-92	9,69,780
	1992-93	7,61,860
	1993-94	64,52,980
	1994-95	33,24,480
	1995-96	1,17,31,500
	1996-97	...
		2,54,75,000
Education - National Loan Scholarship Schemes	1984-85	74,660
	1985-86	22,000
	1986-87	35,320
		1,31,980

MENT NO. 16 - Contd.

Additions during the year	Discharges during the year	Balance as on 31st March 1997
(4)	(5)	(6)
Rs.	Rs.	Rs.
...	46,435	...
...	44,650	44,650
...	50,000	1,00,000
...	1,49,099	4,47,299
...	1,34,591	5,38,360
...	1,74,229	8,71,141
...	75,000	4,50,000
...	1,34,520	9,41,640
...	66,600	5,32,800
...	1,29,910	11,69,190
17,99,100	...	17,99,100
<hr/> 17,99,100	<hr/> 10,05,034	<hr/> 68,94,180
...	15,120	1,96,560
...	20,160	2,82,240
...	19,480	2,92,200
...	20,160	3,22,560
...	20,160	3,42,720
...	20,160	3,62,880
...	16,000	3,04,000
...	46,180	9,23,600
...	34,630	7,27,230
...	16,89,260	47,63,720
...	1,38,520	31,85,960
...	20,69,260	96,62,240
2,50,81,500	...	2,50,81,500
<hr/> 2,50,81,500	<hr/> 41,09,090	<hr/> 4,64,47,410
...	...	74,660
...	...	22,000
...	...	35,320
<hr/> ...	<hr/> ...	<hr/> 1,31,980

ANNEXURE TO STATE-

Description of Debt (1)	When raised (2)	Balance as on 1st April 1996 (3) Rs.
E. PUBLIC DEBT - Contd.		
6004. Loans and advances from the Central Govt. - Contd.		
Crop Husbandry		
105. Manures and Fertilizers	1992-93	...
Total :		...
Total : 01		44,98,07,094
02. Loans for State/ Union Territory Plan Schemes		
101. Block Loans	1989-90	3,77,59,535
	1990-91	7,11,99,625
	1991-92	9,67,49,099
	1992-93	9,17,78,500
	1993-94	15,61,71,544
	1994-95	15,90,72,615
	1995-96	18,81,69,600
	1996-97	...
Total : 101		80,09,00,518
104. 1984-89 State Plan Loans	1989-90	22,62,77,503
Consolidated in terms of recommendations of the 9th Finance Commission		
Total : 02		1,02,71,78,021
03. Loans For Central Plan Schemes		
Rehabilitation - Rehabili- tation of Repatriates		
from Burma	1985-86	15,642
	1986-87	67,200
Total :		82,842
Dry Land Development		
	1985-86	3,44,667
	1986-87	5,53,598
	1987-88	1,02,200
Total :		10,00,465

MENT NO. 16 - Contd.

Additions during the year	Discharges during the year	Balance as on 31st March 1996
(4)	(5)	(6)
Rs.	Rs.	Rs.
...
...
<u>13,81,80,600</u>	<u>1,79,10,374</u>	<u>57,00,77,320</u>
...	57,88,630	3,19,70,905
...	47,46,642	6,64,52,983
...	57,65,844	9,09,83,255
...	53,52,395	8,64,26,105
...	41,09,778	15,20,61,766
...	40,78,785	15,49,93,830
...	47,04,240	18,34,65,360
23,69,90,000	...	23,69,90,000
<u>23,69,90,000</u>	<u>3,45,46,314</u>	<u>1,00,33,44,204</u>
...	2,52,72,000	20,10,05,503
<u>23,69,90,000</u>	<u>5,98,18,314</u>	<u>1,20,43,49,707</u>
...	...	15,642
...	...	67,200
...	...	82,842
...	68,933	2,75,734
...	59,968	4,93,630
...	14,600	87,600
...	1,43,501	8,56,964

ANNEXURE TO STATE-

Description of Debt (1)	When raised (2)	Balance as on 1st April 1996 (3) Rs.
E. PUBLIC DEBT - Contd.		
6004. Loans and advances from the Central Government - Contd.		
03. Loans for Central Plan Schemes - Concl'd.		
Other Rural		
	Development Programmes (CAD) 1984-85	62,135
	Soil and Water Conservation -	
102. Soil Conservation	1987-88	71,461
	1988-89	51,731
	1989-90	93,152
	1990-91	1,33,335
	1991-92	1,10,000
	1992-93	2,48,798
	1993-94	1,40,834
	1994-95	3,17,000
	Total :	11,66,311
Village & Small Industries		
102. Small Scale Industries	1991-92	4,50,000
800. Other Loans		
	Loans Assistance under Accelerated Irrigation Benefits Programme - Khuga Multipurpose Project 1996-97	...
	<u>Total : 03</u>	<u>27,61,753</u>
04. Loans for Centrally Sponsored Plan Schemes		
Integrated Development of Small and Medium Towns		
	1985-86	9,00,000
	1986-87	7,20,000
	1987-88	39,95,000
	1990-91	54,42,000
	1991-92	15,00,000
	1992-93	1,03,08,000
	1995-96	6,00,000
	1996-97	...
	Total :	2,34,65,000

MENT NO. 16 - Contd.

Additions during the year	Discharges during the year	Balance as on 31st March 1997
(4)	(5)	(6)
Rs.	Rs.	Rs.
...	15,533	46,602
...	10,208	61,253
...	6,467	45,264
...	9,248	80,352
...	13,333	1,20,002
...	10,000	1,00,000
...	20,733	2,28,065
...	10,833	1,30,001
...	7,925	3,09,075
...	<u>92,299</u>	<u>10,74,012</u>
...	22,482	4,27,518
4,30,00,000	...	4,30,00,000
<u>4,30,00,000</u>	<u>2,73,815</u>	<u>4,54,87,938</u>
...	60,000	8,40,000
...	45,000	6,75,000
...	2,35,000	37,60,000
...	3,70,000	50,72,000
...	...	15,00,000
...	...	1,03,08,000
...	...	6,00,000
36,50,000	...	<u>36,50,000</u>
<u>36,50,000</u>	<u>7,10,000</u>	<u>2,64,05,000</u>

		ANNEXURE TO STATE-
<i>Description of Debt</i>	<i>When raised</i>	<i>Balance as on 1st April 1996</i>
(1)	(2)	(3)
		Rs.
E. PUBLIC DEBT - Contd.		
6004. Loans and advances from the Central Government - Contd.		
04. Loans for Centrally sponsored		
Plan Schemes - Contd.		
Consumer Co-operatives	1986-87	9,24,400
Flood Control and Drainage- Anti-Sea Erosion Projects	1984-85	8,96,000
Co-operation -		
107. Credit Co-operatives	1984-85	1,16,667
	1985-86	1,25,000
	1986-87	38,000
	1988-89	1,66,665
	1989-90	32,143
	1990-91	5,00,000
	1996-97	...
Total :		<u>9,78,475</u>
Civil Supplies -		
196. Assistance to Consumer Co-op.		
in Urban Areas	1989-90	35,894
	1990-91	89,287
	1993-94	12,60,000
	1994-95	30,40,000
	1995-96	98,39,500
Total :		<u>1,42,64,681</u>
Transmission and Distribution -		
Inter State		
Transmission Lines	1985-86	26,43,601
Village and Small Industries -		
102. Small Scale Industries	1984-85	50,834
	1985-86	82,998
	1986-87	2,50,006
	1987-88	2,33,336
	1988-89	2,50,000
	1989-90	6,50,002
	1990-91	6,33,335
	1991-92	83,332
	1992-93	1,02,749
Total :		<u>23,36,589</u>
113. Agricultural Engineering	1995-96	1,00,000
Total :		<u>1,00,000</u>

MENT NO. 16 - Contd.

Additions during the year	Discharges during the year	Balance as on 31st March 1996
(4)	(5)	(6)
Rs.	Rs.	Rs.
...	1,46,524	7,77,876
...	64,000	8,32,000
...	8,333	1,08,334
...	8,333	1,16,667
...	38,000	...
...	1,66,665	...
...	7,381	24,762
...	...	5,00,000
2,50,000	...	2,50,000
<u>2,50,000</u>	<u>2,28,712</u>	<u>9,99,763</u>
...	3,959	31,935
...	11,071	78,216
...	4,20,000	8,40,000
...	7,60,000	22,80,000
...	11,58,805	86,80,695
...	<u>23,53,835</u>	<u>1,19,10,846</u>
...	1,76,240	24,67,361
...	50,834	...
...	41,500	41,498
...	83,333	1,66,670
...	58,333	1,75,003
...	50,000	2,00,000
...	1,08,333	5,41,669
...	2,33,335	4,00,000
...	47,689	35,645
...	11,417	91,332
...	<u>6,84,772</u>	<u>16,51,817</u>
		<u>1,00,000</u>
		<u>1,00,000</u>

ANNEXURE TO STATE-

Description of Debt (1)	When raised (2)	Balance as on 1st April 1996 (3) Rs.
E. PUBLIC DEBT - Contd.		
6004. Loans and advances from the Central Government - Contd.		
04. Loans for Centrally Sponsored Plan Schemes - Concl'd.		
103. Handloom Industries	1986-87	1,12,500
	1987-88	4,39,600
	1988-89	6,15,660
	1989-90	4,16,600
	1990-91	2,63,250
	1992-93	7,00,000
	1993-94	21,52,880
	1994-95	12,33,000
Total :		<u>59,33,490</u>
Forestry -		
101. Forest Conservation, Development and Regeneration	1984-85	3,99,996
	1985-86	6,94,332
	1986-87	7,83,998
	1987-88	10,25,735
	1988-89	11,53,600
	1989-90	26,35,000
Total :		<u>66,92,661</u>
Roads and Bridges -		
Roads of Inter State or Economic Importance		
	1984-85	3,08,000
	1985-86	3,60,000
	1988-89	53,331
	1989-90	67,64,000
	1993-94	24,08,250
Total :		<u>98,93,581</u>
National Water Shed Development Project for rainfed areas		
	1991-92	3,37,500
	1992-93	37,18,486
	1996-97	...
Total :		<u>40,55,986</u>
Co-operation -		
105. Loans to Other Co-operatives	1991-92	7,03,572
	1992-93	5,42,857
	1995-96	65,60,429
Total :		<u>78,06,429</u>
Total : 04		<u><u>7,99,90,893</u></u>

MENT NO. 16 - Contd.

Additions during the year (4) Rs.	Discharges during the year (5) Rs.	Balance as on 31st March 1997 (6) Rs.
...	1,12,500	...
...	2,19,800	2,19,800
...	2,05,220	4,10,440
...	1,40,680	2,75,920
...	9,250	2,54,000
...	1,00,000	6,00,000
...	2,69,110	18,83,770
...	1,37,000	10,96,000
-----	-----	-----
...	11,93,560	47,39,930
-----	-----	-----
...	1,00,000	2,99,996
...	1,38,867	5,55,465
...	1,30,667	6,53,331
...	1,46,533	8,79,202
...	1,44,200	10,09,400
...	9,76,138	16,58,862
-----	-----	-----
...	16,36,405	50,56,256
-----	-----	-----
...	22,000	2,86,000
...	24,000	3,36,000
...	6,667	46,664
...	2,89,170	64,74,830
...	63,375	23,44,875
-----	-----	-----
...	4,05,212	94,88,369
-----	-----	-----
...	9,375	3,28,125
...	86,591	36,31,895
24,75,000	...	24,75,000
-----	-----	-----
24,75,000	95,966	64,35,020
-----	-----	-----
...	1,10,714	5,92,858
...	73,810	4,69,047
...	3,53,971	62,06,029
-----	-----	-----
...	5,38,495	72,67,934
-----	-----	-----
63,75,000	82,33,721	7,81,32,172
-----	-----	-----

ANNEXURE TO STATE-

Description of Debt (1)	When raised (2)	Balance as on 1st April 1994 (3) Rs.
E. PUBLIC DEBT - Contd.		
6004. Loans and advances from the Central Government - Contd.		
05. Loans for Special Schemes		
101. Schemes of North Eastern Council		
	1984-85	12,03,466
	1985-86	18,40,597
	1986-87	5,90,539
	1987-88	37,83,272
	1988-89	34,32,548
	1989-90	36,04,734
	1990-91	17,07,981
	1991-92	78,34,203
	1992-93	43,41,142
	1993-94	1,09,54,065
	1994-95	61,22,000
	1995-96	3,78,000
	1996-97	...
	Total : 05	4,57,92,547
06. Ways and Means Advances		
	1991-92	51,00,000
	1993-94	...
	1996-97	...
	Total : 06	51,00,000
07. Pre 1984-85 Loans		
102. National Loan Scholarship Schemes		
	Pre 1974	2,29,822
	1974-78	1,86,600
	1979-80	85,000
	1981-82	50,000
	1982-83	30,150
	Total :	5,81,572
105. Small Savings Loans		
	Pre 1979	26,19,000
	1979-80	3,15,000
	1980-81	8,50,000
	1981-82	4,95,000
	1982-83	5,40,000
	1983-84	10,40,000
	Total :	58,59,000

MENT NO. 16 - Contd.

Additions during the year	Discharges during the year	Balance as on 31st March 1996
(4)	(5)	(6)
Rs.	Rs.	Rs.
...	82,067	11,21,399
...	3,34,667	15,05,930
...	97,866	4,92,673
...	5,38,532	32,44,740
...	2,63,067	31,69,481
...	5,40,867	30,63,867
...	2,09,267	14,98,714
...	7,12,199	71,22,004
...	3,68,464	39,72,678
...	6,09,484	1,03,44,581
...	4,26,605	56,95,395
...	53,200	3,24,800
15,80,000	...	15,80,000
<u>15,80,000</u>	<u>42,36,285</u>	<u>4,31,36,262</u>
...	...	51,00,000
...
22,80,00,000	22,80,00,000	...
<u>22,80,00,000</u>	<u>22,80,00,000</u>	<u>51,00,000</u>
...	...	2,29,822
...	...	1,86,600
...	...	85,000
...	...	50,000
...	...	30,150
<u>...</u>	<u>...</u>	<u>5,81,572</u>
...	2,91,000	23,28,000
...	35,000	2,80,000
...	85,000	7,65,000
...	45,000	4,50,000
...	45,000	4,95,000
...	80,000	9,60,000
<u>...</u>	<u>5,81,000</u>	<u>52,78,000</u>

ANNEXURE TO STATE-

Description of Debt (1)	When raised (2)	Balance as on 1st April 1996 (3) Rs.
E. PUBLIC DEBT - Concl'd.		
6004. Loans and advances from the Central Government - Concl'd.		
107. Pre 1979-80 Consolidated Loans re-consolidated into 30 years loans	Pre 1979-80	14,11,47,406
108. Pre 1979-84 Consoli- dated Loans	1983-84	20,18,05,861
109. Rehabilitation of Gold Smiths	Pre 1974	1,13,625
Total : 07		<u>34,95,07,464</u>
Total : 6004 - Loans and Advances from the Central Government		<u>1,96,01,37,772</u>
TOTAL : E. PUBLIC DEBT		<u>4,41,21,54,373</u>

MENT NO. 16 - Concl'd.

Additions during the year	Discharges during the year	Balance as on 31st March 1997
(4)	(5)	(6)
Rs.	Rs.	Rs.
...	75,51,000	13,35,96,406
...	1,05,84,000	19,12,21,861
...	...	1,13,625
...	1,87,16,000	33,07,91,464
65,41,25,600	33,71,88,509	2,27,70,74,863
3,59,14,97,500	2,54,76,39,922	5,45,60,11,951

STATEMENT

DETAILED STATEMENT OF LOANS AND

Heads of Account	Balance on 1st April 1996	Advanced during the year
(1)	(2) Rs.	(3) Rs.
F. LOANS AND ADVANCES		
6202. Loans for Education, Sports, Art and Culture		
202. Secondary Education	4,93,270	...
600. General	5,79,920	...
Total : 6202	<u>10,73,190</u>	...
6215. Loans for Water Supply and Sanitation		
01. Water Supply		
101. Urban Water Supply Programmes	4,98,53,074	17,96,782
Total : 6215	<u>4,98,53,074</u>	<u>17,96,782</u>
6216. Loans for Housing		
80. General		6,50,00,000
800. Other Loans	9,81,60,943	57,780
Total : 6216	<u>9,81,60,943</u>	<u>6,50,00,000</u> 57,780
6217. Loans for Urban Development		
01. State Capital Development		
191. Loans to Local Bodies, Corporations, etc.	37,08,684	...
800. Other Loans	51,50,000	...
Total : 01. State Capital Development	<u>88,58,684</u>	...
03. Integrated Development of Small and Medium Towns		
800. Other loans	10,000	...
Total : 6217	<u>88,68,684</u>	...

10. 17

ADVANCES MADE BY GOVERNMENT

Repaid during the year	Balance on 31st March 1997	Interest received and credited to revenue
(4) Rs.	(5) Rs.	(6) Rs.
...	4,93,270	...
...	5,79,920	...
...	10,73,190	...
...	5,16,47,856	...
17,94,782	4,80,58,292	...
17,94,782	4,80,58,292	...
57,780	5,16,47,856	...
6,50,00,000	16,31,03,163	...
6,50,00,000	3,32,18,723	...
57,780	3,32,18,723	...
...	16,31,03,163	...
...	37,08,684	...
...	51,50,000	...
...	88,58,684	...
...	10,000	...
...	88,68,684	...

STATEMENT

Heads of Account	Balance on 1st April 1996	Advanced during the year
(1)	(2) Rs.	(3) Rs.
F. LOANS AND ADVANCES - Contd.		
6225. Loans for Welfare of Scheduled Castes, Scheduled Tribes and Other Backward Classes		
03. Welfare of Backward Classes		
800. Other Loans	2,39,573	...
Total : 6225	2,39,573	...
6235. Loans for Social Security and Welfare		
01. Rehabilitation		
140. Rehabilitation of Repatriates from other countries	6,33,974	...
200. Other Relief Measures	9,45,900	...
Total : 01 Rehabilitation	15,79,874	...
02. Social welfare		
103. Women's Welfare	3,33,038	...
60. Other Social Security and Welfare Programmes		
800. Other Loans	15,55,434	...
Total : 6235	34,68,346	...
6401. Loans for Crop Husbandry		
110. Scheme for small and Marginal Farmers and Agricultural labourers	1,07,018	...
119. Horticulture and Vegetable Crops	9,51,332	...
195. Loans to Farming Co-operatives	5,31,197	...
800. Other Loans	1,09,89,497	...
Total : 6401	1,25,79,044	...
6403. Loans for Animal Husbandry		
103. Poultry Development	50,000	...
Total : 6403	50,000	...

NO. 17 - Contd.

Repaid during the year	Balance on 31st March 1997	Interest received and credited to revenue
(4) Rs.	(5) Rs.	(6) Rs.
...	2,39,573	...
...	2,39,573	...
...	6,33,974	...
...	9,45,900	...
...	15,79,874	...
...	3,33,038	...
...	15,55,434	...
...	34,68,346	...
...	1,07,018	...
...	9,51,332	...
...	5,31,197	...
...	1,09,89,497	...
...	1,25,79,044	...
...	50,000	...
...	50,000	...

Heads of Account	Balance on 1st April 1996	Advanced during the year
(1)	(2) Rs.	(3) Rs.
F. LOANS AND ADVANCES - Contd.		
6405. Loans for Fisheries		
800. Other loans	13,18,774	9,33,300
Total : 6405	<u>13,18,774</u>	<u>9,33,300</u>
6425. Loans for Co-operation		
106. Loans to Multipurpose Rural Co-operatives	2,22,59,179	88,24,200
107. Loans to Credit Co-operatives	2,25,91,986	...
108. Loans to other Co-operatives	56,55,210	2,04,755
190. Loans to Public Sector and other undertakings	1,38,11,583	...
Total : 6425	<u>6,43,17,958</u>	<u>2,04,755</u> <u>88,24,200</u>
6515. Loans for other Rural Development Programmes "		
102. Community Development	77,507	...
Total : 6515	<u>77,507</u>	<u>...</u>
6851. Loans for Village and Small Industries		
102. Small Scale Industries	1,15,09,824	7,00,000
103. Handloom Industries	3,29,87,228	66,013
104. Handicraft Industries	19,10,652	...
107. Sericulture Industries	9,725	...
200. Other Village Industries	1,30,96,303	...
Total : 6851	<u>5,95,13,732</u>	<u>7,00,000</u> <u>66,013</u>
7610. Loans to Government Servants, etc.		
201. House Building Advances	3,92,56,957	6,55,000
202. Advances for purchase of Motor Conveyances	2,12,34,011	36,15,886 / 43,04,571 3,21,400

10. 17 - Contd.

Repaid during the year	Balance on 31st March 1997	Interest received and credited to revenue
(4) Rs.	(5) Rs.	(6) Rs.
9,37,300	22,56,074 3,81,474	...
<u>9,37,300</u>	<u>22,56,074</u> <u>3,81,474</u>	...
88,24,200	3,10,83,379 1,34,34,979	...
...	2,25,91,986	...
2,04,255	58,59,965 54,50,455	4,26,783
...	1,38,11,583	2,88,570
<u>88,24,200</u>	<u>5,56,98,513</u>	<u>7,15,353</u>
2,04,255	7,29,37,403	
...	77,507	...
...	77,507	...
66,013	12,14,381	
<u>7,00,000</u>	1,08,75,837	...
...	3,29,87,228	...
...	19,10,652	...
...	9,725	...
...	1,30,96,303	...
<u>66,013</u>	<u>5,88,79,745</u>	...
7,00,000	60,14,7,719	
36,15,886	3,62,96,071	7,80,542
<u>6,55,000</u>	<u>4,22,17,843</u>	
3,21,400	2,52,17,182	6,34,853
43,04,571	17,25,0,840	

STATEMENT

(1)	(2)	(3)
Heads of Account	Balance on 1st April 1996	Advanced during the year
	Rs.	Rs.
F. LOANS AND ADVANCES - Concl'd.		
7610. Loans to Government Servants, etc. - Concl'd.		
203. Advances for purchase of other conveyances	1,88,982	...
800. Other Advances	3,27,714	...
Total : 7610	<u>6,10,07,664</u>	<u>79,20,457</u> <i>W</i>
7615. Miscellaneous Loans		<u>9,76,450</u>
200. Miscellaneous Loans	8,46,461	...
Total : 7615	<u>8,46,461</u>	...
TOTAL:F.LOANS AND ADVANCES	<u>36,13,74,950</u>	<u>82,49,005</u> <u>7,82,92,682</u>

$$\begin{array}{r} 7.82 \\ 6.57 \\ \hline 1.25 \end{array}$$

O. 17 - Concl'd.

Repaid during the year	Balance on 31st March 1997	Interest received and credited to revenue
(4) Rs.	(5) Rs.	(6) Rs.
...	1,88,982	...
...	3,27,714	...
<u>9,76,400</u>	<u>6,79,51,721</u>	<u>14,15,395</u>
79,20,457	5,40,63,607	
...	8,46,461	...
...	8,46,461	...
<u>7,82,32,682</u>	<u>29,13,91,273</u>	<u>21,30,748</u>
82,49,005	43,13,58,627	

The details of loans and advances during the year for plan purposes are given below :

Major and Minor Heads of Account	Amount of Loan	
	Plan	Centrally Sponsored Plan Schemes (including NEC, Central Plan and Sub-Plan Schemes)
(1)	(2) Rs.	(3) Rs.
215. Loans for Water Supply and Sanitation		
01. Water Supply		
102. Urban Water Supply Programme
216. Loans for Housing		
80. General	6,50,00,000	
800. Other Loans	<u>57,780</u>	...
425. Loans for Co-operation		
106. Loans to Multipurpose Rural Co-operatives
107. Loans for credit co-operatives
108. Loans to Other Co-operatives	...	2,04,755
851. Loans for Village and Small Industries		
102. Small Scale Industries	...	66,013 7,00,000
103. Handloom Industry
Total :	<u>57,780</u>	<u>2,70,768</u>
	6,50,00,000	7,00,000

STATEMENT

STATEMENT SHOWING DETAILS

Name of the Reserve Fund or Deposit Account (1)	Balance on	
	Cash (2) Rs.	Investment (3) Rs.
J. RESERVE FUNDS		
(b) Reserve Funds not bearing interest		
8226. Depreciation/Renewal Reserve Fund		
101. Depreciation Reserve Funds of Government Commercial Department/Undertakings	23,98,000	...
Total : 8226. Depreciation/ Renewal Reserve Funds	23,98,000	...
TOTAL:J. RESERVE FUNDS	23,98,000	...
K. DEPOSITS AND ADVANCES		
(b) Deposits Not Bearing Interest		
8449. Other Deposits		
120. Miscellaneous Deposits	39,27,04,286	...
TOTAL : DEPOSITS AND ADVANCES	39,27,04,286	...
GRAND TOTAL :	39,51,02,286	...

D. 18

E EARMARKED BALANCES

31st April, 1996	Balance as on 31st March, 1997		
Total (4) Rs.	Cash (5) Rs.	Investment (6) Rs.	Total (7) Rs.
23,98,000	23,98,000	...	23,98,000
<u>23,98,000</u>	<u>23,98,000</u>	<u>...</u>	<u>23,98,000</u>
<u>23,98,000</u>	<u>23,98,000</u>	<u>...</u>	<u>23,98,000</u>
 39,27,04,286	 52,21,02,187	 ...	 52,21,02,187
<u>39,27,04,286</u>	<u>52,21,02,187</u>	<u>...</u>	<u>52,21,02,187</u>
<u>39,51,02,286</u>	<u>52,45,00,187</u>	<u>...</u>	<u>52,45,00,187</u>

APPEN-

(Reference : Explanatory Note below

STATEMENT SHOWING INVESTMENT OF GOVERNMENT AS AT THE END OF 1994-95,
DURING IN

Type of Concerns	1994-95			
	Number of Concerns	Investment at the end of the year	Dividend/ Interest received during the year	Number of Concerns
1	2	3	4	5
(In lakhs of rupees)				
1. Statutory Corporations	2	18,03.64	...	2
2. Government Companies	10	29,64.77	2.05	10
3. Co-operative Banks, Societies, etc	3312	14,39.96	...	3312
Total	3324	62,08.37	2.05	3324

APPENDIX

tatement No. 2 at Page No.28)

1995-96 AND 1996-97 AND THE DIVIDEND/INTEREST RECEIVED THEREFROM
THOSE YEARS

1995-96		Number of Concerns	1996-97	
Investment at the end of the year	Dividend/ Interest received during the year		Investment at the end of the year	Dividend/ Interest received during the year
6	7	8	9	10
(In lakhs of rupees)			(In lakhs of rupees)	
19,87.87	...	2	20,74.57	...
30,54.80	2.05	10	33,57.02	...
15,32.91	...	3312	15,91.20	...
65,75.58	2.05	3324	70,22.79	...



① 2497071-0
X 2481478



COMPTROLLER AND AUDITOR GENERAL OF INDIA
1998

2429196800-20