

**FINANCE ACCOUNTS**  
**1995-96**

**GOVERNMENT OF MANIPUR**



## TABLE OF CONTENTS

	Page (s)
Certificate of the Comptroller and Auditor General of India	(iii)
Introductory	1-3
<b>PART I - SUMMARISED STATEMENTS</b>	
No.1 - Summary of transactions	4-22
No.2 - Capital Outlay - Progressive Capital Outlay to end of 1995-96	23-25
No.3 - Debt Position -	26-29
(i) Statement of borrowings	
(ii) Other obligations	
(iii) Service of debt	
No.4 - Loans and Advances by State Government	30
(i) Statement of loans and advances	
(ii) Recoveries in arrears	
No.5 - Guarantees given by the Government for repayment of loans, etc., raised by statutory corporations, local bodies and other institutions	31-32
No.6 - Cash balances and investments of cash balances	33-35
No.7 - Summary of balances under Consolidated Fund, Contingency Fund and Public Account	36-38

## **PART II - DETAILED ACCOUNTS AND OTHER STATEMENTS**

### **A. REVENUE AND EXPENDITURE**

No.8 - Statement of revenue and expenditure under different heads expressed as a percentage of total revenue/ total expenditure	40-42
No.9 - Statement showing the distribution between Charged and Voted Expenditure	43
No.10 - Detailed Account of revenue by minor heads	44-57
No.11 - Detailed Account of expenditure by minor heads	58-133

	<b>Page(s)</b>
No.12 - Detailed statement of capital expenditure during and to end of the year 1995-96	134-175
No.13 - Details of investments of Government in Statutory Corporations, Government Companies, Co-operative banks and societies etc., upto the end of 1995-96	176-195
No.14 - Statement showing the capital and other expenditure (other than on revenue account) to end of 1995-96 and the principal sources from which funds were provided for that expenditure	196-198

### **B. DEBT, CONTINGENCY FUND AND PUBLIC ACCOUNT**


No.15 - Detailed statement of receipts, disbursements and balances under heads of account relating to Debt, Contingency Fund and Public Account	200-211
No.16 - Detailed statement of Debt and other interest-bearing obligations of Government	212-237
No.17 - Detailed statement of loans and advances made by Government	238-245
No.18 - Statement showing the details of earmarked balances	246-247
Appendix - Statement showing investment of Government as at the end of 1993-94, 1994-95 and 1995-96 and dividend/interest received therefrom during those years.	248-249

\*\*\*\*\*

## **CERTIFICATE OF THE COMPTROLLER AND AUDITOR GENERAL OF INDIA**


This compilation containing the Finance Accounts of the Government of Manipur for the year 1995-96 presents the accounts of the receipts and outgoings of the Government for the year, together with the financial results disclosed by the revenue and capital accounts, the accounts of the public debt and the liabilities and assets as worked out from the balances recorded in the accounts. The Appropriation Accounts of the Government for the year for Grants and Charged Appropriations, presented separately, supplement this compilation.

These accounts have been prepared and examined under my direction in accordance with the requirements of Articles 149 and 151 of the Constitution of India and the Comptroller and Auditor General's (Duties, Powers and Conditions of Service) Act, 1971. Subject to the observations in this compilation and to those in my Report on the accounts of the Government of Manipur for the year 1995-96, the accounts now presented are, according to my information, correct statements of the receipts and outgoings of the Government of Manipur for the year ended 31st March 1996.



**(V.K.SHUNGLU)**  
*Comptroller and Auditor General of India*

New Delhi,  
The



## **INTRODUCTORY**

1. The accounts of Government are kept in the following three parts :-

Part I	Consolidated Fund
Part II	Contingency Fund
Part III	Public Account

In Part I namely Consolidated Fund, there are two main divisions, *viz* :-

- (1) Revenue - consisting of sections for 'Receipt heads (Revenue Account)' and 'Expenditure heads (Revenue Account)'.
- (2) Capital, Public Debt, Loans, *etc.* - consisting of sections for 'Receipt heads (Capital Account)', 'Expenditure heads (Capital Account)' and 'Public Debt, Loans and Advances, *etc.*'.

The Revenue division deals with the proceeds of taxation and other receipts classed as revenue and the expenditure met therefrom, the net result of which represents the revenue surplus or deficit for the year.

In Capital division, the section 'Receipts Heads (Capital Account)' deals with receipts of capital nature which cannot be applied as a set-off to capital expenditure.

The section 'Expenditure Heads (Capital Account)' deals with expenditure met usually from borrowed funds with the object of increasing concrete assets of a material and permanent character. It also includes receipts of a capital nature intended to be applied as a set off against expenditure.

The section 'Public Debt, Loans and Advances, *etc.*' comprises loans raised and their repayments by Government such as 'Internal Debt' and 'Loans and Advances' made (and their recoveries) by Government. This section also includes certain special types of heads for transactions relating to 'Appropriation to the Contingency Fund' and 'Inter-State Settlement'.

In Part II, namely Contingency Fund, of the accounts, the transactions connected with the Contingency Fund established under Article 267 of the Constitution of India are recorded.

In Part III, namely Public Account, of the accounts, the transactions relating to 'Debt' (other than those included in Part I), 'Deposits', 'Advances', 'Remittances' and 'Suspense' are recorded. The transactions under 'Debt', 'Deposits' and 'Advances', in this part are those in respect of which Government incurs a liability to repay the moneys received or has a claim to recover the amounts paid, together with the repayments of the former ('Debt' and 'Deposits') and the recoveries of the latter ('Advances'). The transactions relating to 'Remittances' and 'Suspense' in this part embrace all merely adjusting heads under which appear such transactions as remittances of cash between treasuries and currency chests, transfers between different accounting circles, *etc.* The initial debits or credits to these heads will be cleared eventually by corresponding receipts or payments either within the same circle of account or in another account circle.

2: **Sectors and Heads of Accounts** :- Within each of the sections in Part I mentioned above, the transactions are grouped into sectors such as 'Tax Revenue', 'Non-Tax Revenue' and 'Grants-in-aid and contributions' for the receipt heads (revenue account), and 'General Services', 'Social Services', 'Economic Services' and 'Grants-in-aid and contributions' for expenditure heads. Specific functions or services (such as Education, Sports, Art and Culture, Health and Family Welfare, Water Supply, Sanitation, Housing and Urban Development, *etc.* in respect of Social Services) are grouped in Sectors for expenditure heads. In Part III (Public Account) also, the transactions are grouped into sectors, such as 'Small Savings', 'Provident Funds', 'Reserve Funds', *etc.* The Sectors are sub-divided into major heads of account. In some cases, the Sectors are, in addition, sub-divided into sub-sectors before their division into major heads of account.

The major heads are divided into sub-major heads in some cases and minor heads, with a number of subordinate heads, generally known as sub-heads. The sub-heads are further divided into detailed heads. Under each of these heads, the expenditure is shown distributed between charged and voted. Sometimes major heads are also divided into sub-major heads before their further division into minor heads. Apart from the Sectorial and sub-sectorial classification the Major Heads, Sub-Major Heads, Minor Heads, Sub-Heads, Detailed Heads and Object Heads together constitute a six-tier arrangement of the classification structure of the Government Accounts. The major, minor and sub-heads prescribed for the classification of expenditure in the general accounts are not necessarily identical with the Grants, sub-heads and other units of allotments which are adopted by the Governments for Demands for Grants presented to the Parliament or Legislatures but in general a certain degree of correlation is maintained between the Demands for Grants and the Finance Accounts.

The major heads of accounts, falling within the sectors for expenditure heads, generally correspond to functions of Government, while the minor heads, subordinate to them, identify the programmes undertaken to achieve the objectives of the function represented by the major head. The sub-head represents the scheme, the detailed head, the sub-scheme and object head the object level of classification.

### 3. **Coding Pattern**

**Major Heads** :- From 1st April 1987 a four digit Code has been allotted to the major heads, the first digit indicating whether the major head is a Receipt head or Revenue Expenditure head or Capital Expenditure head or a Loan head.

The first digit of code for Revenue Receipt head is either '0' or '1'. Adding 2 to the first digit code of the Revenue Receipt head will give the number allotted to corresponding Revenue Expenditure head; adding another 2, the Capital Expenditure; and another 2, the Loan head of Account. For example, for Crop Husbandry code 0401 represents the Receipt head, 2401 the revenue expenditure head, 4401 Capital Outlay head and 6401 Loan head.

Such a pattern is, however, not relevant for those departments which are not operating Capital/Loan heads of accounts e.g. Department of Supply. In a few cases, where receipt and expenditure are not heavy, certain functions have been combined under a single major head, the functions themselves forming sub-major heads under the Major head.



*Sub Major Heads* :- A two digit code has been allotted, the code starting from 01 under each Major Head. Where no sub-major head exists it is allotted a Code '00'. The nomenclature 'General' has been allotted Code '80' so that even after further sub-major heads are introduced the Code for 'General' will continue to remain the last one.

*Minor Heads* :- These have been allotted a three digit code, the codes starting from '001' under each sub major/major head (where there is no sub-major head). Codes from '001' to '100' and few codes '750' to '900' have been reserved for certain standard minor heads. The coding pattern for minor heads has been designed in such a way that in respect of certain minor heads having a common nomenclature under many major/sub-major heads, the same three digit code is adopted as far as possible.

Under this scheme of codification, the receipt major heads (revenue account) are assigned the block numbers from 0020 to 1606, expenditure major heads (revenue account) from 2011 to 3606, expenditure major heads (capital account) from 4046 to 5475, major heads under 'Public Debt' from 6001 to 6004 and those under 'Loans and Advances', 'Inter-State Settlement' and 'Transfer to Contingency Fund' from 6075 to 7999. The code number 4000 has been assigned for Capital receipt major head. The only major head 'Contingency Fund' in Part II 'Contingency Fund' has been assigned the code number 8000. The major heads in the Public Account are assigned the code numbers from 8001 to 8999.

4. The transactions included in these accounts represent mainly the actual cash receipts and disbursements during the financial year April to March as distinguished from amounts due to or from Government during the same period. The cash basis system is, however, not entirely suitable for recording the transactions and presenting the true state of affairs of Government commercial undertakings run on commercial principles. The detailed accounts of this class of undertakings are, therefore, maintained outside the regular accounts in proper commercial form and are subject to test check by the Indian Audit and Accounts Department.

5. The figures of actuals shown in these accounts are net, after taking into account the recoveries, although the Demands for Grants presented to Legislature and the Appropriation Accounts are for gross expenditure and exclude the credits and recoveries which are otherwise taken as reduction of expenditure.

\*\*\*\*\*



---

---

**PART - I**  
**SUMMARISED STATEMENTS**

---

---

**STATEMENT  
SUMMARY OF**

Receipts	Actuals	
(1)	1994-95 (2)	1995-96 (3)
	(In lakhs of rupees)	
<b>PART I CONSOLIDATED</b>		
<b>(I) Revenue</b>		
<b>Receipt Heads (Revenue Account)</b>		
<b>A. Tax Revenue</b>		
<i>(a) Taxes on Income and Expenditure</i>		
0021. Taxes on Income other than Corporation Tax	15,29.62	31,42.53
0028. Other Taxes on Income and Expenditure	3,85.23	4,32.08
Total : (a) Taxes on Income and Expenditure	19,14.85	35,74.61
<i>(b) Taxes on Property and Capital Transactions</i>		
0029. Land Revenue	24.30	43.66
0030. Stamps and Registration Fees	97.93	1,15.08
Total : (b) Taxes on Property and Capital Transactions	1,22.23	1,58.74
<i>(c) Taxes on Commodities and Services</i>		
0037. Customs	...	...
0039. State Excise	93.93	1,59.28
0040. Sales Tax	14,06.57	17,63.56
0041. Taxes on Vehicles	2,52.25	1,34.01
0042. Taxes on Goods and Passengers	36.39	38.21
0043. Taxes and Duties on Electricity	0.07	0.06
0045. Other Taxes and Duties on Commodities and Services	83.32	1,04.16
Total : (c) Taxes on Commodities and Services	18,72.53	21,99.28
Total : A. Tax Revenue	39,09.61	59,32.63
<b>B. Non-Tax Revenue</b>		
<i>(a) Fiscal Services</i>		
0047. Other Fiscal Services	0.05	...
Total : (a) Fiscal Services	0.05	...
<i>(b) Interest Receipts, Dividends and Profits</i>		
0049. Interest Receipts	91.68	1,20.38
0050. Dividends and Profits	2.05	0.08
Total : (b) Interest Receipts, Dividends and Profits	93.73	1,20.46

(\*) Rs.300 only

**NO.1**  
**TRANSACTIONS**

	Disbursements (4)	Actuals	
		1994-95 (5) (In lakhs of rupees)	1995-96 (6)
<b>FUND</b>			
Expenditure Heads (Revenue Account)			
<b>A. General Services</b>			
<i>(a) Organs of State</i>			
2011.	Parliament/State/Union Territory Legislatures	2,78.92	3,08.88
2012.	President, Vice-President/Governor/Administrator of Union Territories	67.93	73.31
2013.	Council of Ministers	56.13	1,43.05
2014.	Administration of Justice	3,14.95	3,46.60
2015.	Elections	6,58.61	2,90.19
	<b>Total : (a) Organs of State</b>	<b>13,76.54</b>	<b>11,62.03</b>
<i>(b) Fiscal Services</i>			
<i>(ii) Collection of Taxes on Property and Capital Transactions</i>			
2029.	Land Revenue	3,98.65	4,58.84
2030.	Stamps and Registration	20.48	21.73
	<b>Total : (ii) Collection of Taxes on Property and Capital Transactions</b>	<b>4,19.13</b>	<b>4,80.57</b>
<i>(iii) Collection of Taxes on Commodities and Services</i>			
2039.	State Excise	58.11	66.77
2040.	Sales Tax	65.07	74.70
2041.	Taxes on Vehicles	82.10	96.08
2045.	Other Taxes and Duties on Commodities and Services	4.56	4.87
	<b>Total : (iii) Collection of Taxes on Commodities and Services</b>	<b>2,09.84</b>	<b>2,42.42</b>
<i>(iv) Other Fiscal Services</i>			
2047.	Other Fiscal Services	15.37	19.63
	<b>Total : (iv) Other Fiscal Services</b>	<b>15.37</b>	<b>19.63</b>
	<b>Total : (b) Fiscal Services</b>	<b>6,44.34</b>	<b>7,42.62</b>

**STATEMENT  
SUMMARY OF**

Receipts	Actuals	
(1)	1994-95 (2)	1995-96 (3)
	<i>(In lakhs of rupees)</i>	
PART I CONSOLIDATED		
(I) Revenue		
Receipt Heads (Revenue Account) - Contd.		
<b>B. Non-Tax Revenue - Contd..</b>		
<b>(c) Other Non-Tax Revenue</b>		
<i>(i) General Services</i>		
0051. Public Service Commission	1.73	15.69
0055. Police	1,64.92	2,31.03
0056. Jails	4.66	0.30
0058. Stationery and Printing	3.07	5.36
0059. Public Works	2,59.57	2,18.88
0070. Other Administrative Services	2,33.04	2,62.93
0071. Contributions and Recoveries towards Pension and Other Retirement Benefits	72.55	8.89
0075. Miscellaneous General Services	23,35.16	15,85.83
Total : <i>(i) General Services</i>	<u>30,74.70</u>	<u>23,28.91</u>
<i>(ii) Social Services</i>		
0202. Education, Sports, Art and Culture	59.85	1,64.94
0210. Medical and Public Health	15.95	41.75
0211. Family Welfare	1.14	0.78
0215. Water Supply and Sanitation	1,08.26	38.52
0216. Housing	40.15	28.32
0217. Urban Development	37.85	9.79
0220. Information and Publicity	2.13	2.51
0230. Labour and Employment	0.75	0.39
0235. Social Security and Welfare	2.70	1,79.34
Total : <i>(ii) Social Services</i>	<u>2,68.78</u>	<u>4,66.34</u>

NO.1

## TRANSACTIONS - Contd..

Disbursements (4)	Actuals	
	1994-95 (5)	1995-96 (6)
(In lakhs of rupees)		
FUND - Contd..		
Contd..		
Expenditure Heads (Revenue Account) - Contd..		
<b>A. General Services - Concl'd.</b>		
<i>(c) Interest Payments and Servicing of Debt</i>		
2049. Interest Payments	51,77.59	57,54.99
Total : (c) Interest Payments and Servicing of Debt	51,77.59	57,54.99
<i>(d) Administrative Services</i>		
2051. Public Service Commission	43.60	42.82
2052. Secretariat - General Services	4,54.08	5,75.57
2053. District Administration	4,61.42	4,98.89
2054. Treasury Accounts and Administration	1,77.52	1,90.18
2055. Police	66,83.78	71,69.10
2056. Jails	2,15.24	2,43.68
2058. Stationery and Printing	1,20.32	1,30.43
2059. Public Works	3,45.66	6,12.65
2070. Other Administrative Services	4,31.61	5,59.37
Total : (d) Administrative Services	89,33.23	1,00,22.69
<i>(e) Pensions and Miscellaneous General Services</i>		
2071. Pensions and Other Retirement Benefits	25,62.69	32,30.20
2075. Miscellaneous General Services	21.07	31.48
Total : (e) Pensions and Miscellaneous General Services	25,83.76	32,61.68
Total : <b>A. General Services</b>	1,87,15.46	2,09,44.01

**STATEMENT  
SUMMARY OF**

Receipts	Actuals	
(1)	1994-95 (2) (In lakhs of rupees)	1995-96 (3)
PART I CONSOLIDATED		
(I) Revenue		
Receipt Heads (Revenue Account) - Contd..		
<b>B. Non-Tax Revenue - Concl'd.</b>		
(c) Other Non-Tax Revenue - Concl'd.		
(iii) Economic Services		
0401. Crop Husbandry	31.61	16.94
0403. Animal Husbandry	14.08	12.63
0404. Dairy Development	2.25	11.96
0405. Fisheries	5.63	6.75
0406. Forestry and Wild Life	1,89.19	2,30.04
0407. Plantations	3.15	...
0408. Food Storage and Warehousing	48.75	0.18
0425. Co-operation	3.31	4.89
0435. Other Agricultural Programmes	2.41	1.57
0515. Other Rural Development Programmes	0.48	3,09.06
0701. Major and Medium Irrigation	88.92	31.28
0702. Minor Irrigation	2.04	1.22
0801. Power	10,12.00	9,24.69
0802. Petroleum	0.07	0.16
0810. Non Conventional Sources of Energy	1.60	5.38
0851. Village and Small Industries	22.85	66.13
0852. Industries	0.13	0.03
0853. Non-ferrous Mining and Metallurgical Industries	1.21	0.40
0875. Other Industries	1,28.80	*
1054. Roads and Bridges	0.47	5.48
1425. Other Scientific Research	2.93	2.09
1452. Tourism	1.86	1.70
1475. Other General Economic Services	1.36	1.55
Total : (iii) Economic Services	15,65.10	16,34.13
Total : (c) Other Non-Tax Revenue	49,08.58	44,29.38
Total : <b>B. Non-Tax Revenue</b>	50,02.36	45,49.84

\* Rs.113 only



## NO.1

## TRANSACTIONS - Contd..

Disbursements (4)	Actuals	
	1994-95 (5) (In lakhs of rupees)	1995-96 (6)
FUND - Contd..		
Contd..		
Expenditure Heads (Revenue Account) - Contd..		
<b>B. Social Services</b>		
(a) Education, Sports, Art and Culture		
2202. General Education	1,21,71.08	1,40,91.91
2203. Technical Education	80.80	1,07.57
2204. Sports and Youth Services	7,94.74	5,54.54
2205. Art and Culture	1,82.07	2,51.23
Total : (a) Education, Sports, Art and Culture	1,32,28.69	1,50,05.25
(b) Health and Family Welfare		
2210. Medical and Public Health	24,65.48	30,69.30
2211. Family Welfare	3,75.80	5,98.83
Total : (b) Health and Family Welfare	28,41.28	36,68.13
(c) Water Supply, Sanitation, Housing and Urban Development		
2215. Water Supply and Sanitation	4,94.41	9,83.02
2216. Housing	1,03.66	1,63.23
2217. Urban Development	3,26.46	3,55.13
Total : (c) Water Supply, Sanitation, Housing and Urban Development	9,24.53	15,01.38
(d) Information and Broadcasting		
2220. Information and Publicity	99.55	1,13.89
Total : (d) Information and Broadcasting	99.55	1,13.89
(e) Welfare of Scheduled Castes, Scheduled Tribes and Other Backward Classes		
2225. Welfare of Scheduled Castes, Scheduled Tribes and Other Backward Classes	11,45.12	14,63.04
Total : (e) Welfare of Scheduled Castes, Scheduled Tribes and Other Backward Classes	11,45.12	14,63.04

**STATEMENT  
SUMMARY OF**

Receipts	Actuals	
(1)	1994-95 (2)	1995-96 (3)
	<i>(In lakhs of rupees)</i>	
	PART I CONSOLIDATED	
	(I) Revenue -	
Receipt Heads (Revenue Account) - <i>Contd..</i>		
<b>C. Grants-In-Aid and Contributions</b>		
1601. Grants-in-aid from Central Government	3,36,82.10	4,52,47.95
1603. States' Share of Union Excise Duties	1,66,14.00	1,34,38.00
<b>Total : C Grants-In-Aid and Contributions</b>	<u>5,02,96.10</u>	<u>5,86,85.95</u>
<b>Total : Receipt Heads (Revenue Account)</b>	<u>5,92,08.07</u>	<u>6,91,68.42</u>

NO.1

## TRANSACTIONS - Contd..

Disbursements (4)	Actuals	
	1994-95 (5)	1995-96 (6)
(In lakhs of rupees)		
FUND - Contd..		
Contd..		
Expenditure Heads (Revenue Account) - Contd..		
<b>B. Social Services - Contd.</b>		
<i>(f) Labour and Labour Welfare</i>		
2230. Labour and Employment	1,70.38	2,20.10
Total : <i>(f) Labour and Labour Welfare</i>	1,70.38	2,20.10
<i>(g) Social Welfare and Nutrition</i>		
2235. Social Security and Welfare	9,89.60	12,92.20
2236. Nutrition	1,66.37	2,04.02
2245. Relief on account of Natural Calamities	1,00.08	2,56.00
Total: <i>(g) Social Welfare and Nutrition</i>	12,56.05	17,52.22
<i>(h) Others</i>		
2250. Other Social Services	30.18	34.42
2251. Secretariat - Social Services	1,03.19	93.82
Total : <i>(h) Others</i>	1,33.37	1,28.24
Total : <b>B. Social Services</b>	1,97,98.97	2,38,52.25
<b>C. Economic Services</b>		
<i>(a) Agriculture and Allied Activities</i>		
2401. Crop Husbandry	13,27.39	15,60.13
2402. Soil and Water Conservation	3,96.95	9,33.83
2403. Animal Husbandry	10,08.11	11,23.36
2404. Dairy Development	60.13	1,40.08
2405. Fisheries	3,95.07	5,12.54
2406. Forestry and Wild Life	9,63.22	15,44.72
2407. Plantations	15.26	17.54
2408. Food Storage and Warehousing	2,83.89	6,10.55
2415. Agricultural Research and Education	87.92	1,20.65
2425. Co-operation	3,46.31	3,88.59
2435. Other Agricultural Programmes	4.72	7.63
Total: <i>(a) Agriculture and Allied Activities</i>	48,88.97	69,59.62

**STATEMENT  
SUMMARY OF**

Receipts	Actuals	
(1)	1994-95	1995-96
	(2)	(3)
	<i>(In lakhs of rupees)</i>	

PART I CONSOLIDATED  
(I) Revenue -

## NO.1

## TRANSACTIONS - Contd..

Disbursements	Actuals	
	1994-95 (5) (In lakhs of rupees)	1995-96 (6)
FUND - Contd..		
Contd..		
Expenditure Heads (Revenue Account) - Contd..		
<b>C. Economic Services - Contd..</b>		
<i>(b) Rural Development</i>		
2501. Special Programmes for Rural Development	2,07.50	3,14.38
2505. Rural Employment	4,55.41	7,09.90
2515. Other Rural Development Programmes	4,45.72	5,44.66
Total : (b) Rural Development	11,08.63	15,68.94
<i>(c) Special Areas Programmes</i>		
2552. North Eastern Areas	87.68	83.16
Total : (c) Special Areas Programmes	87.68	83.16
<i>(d) Irrigation and Flood Control</i>		
2701. Major and Medium Irrigation	4,09.65	4,33.01
2702. Minor Irrigation	95.05	82.31
2705. Command Area Development	2,25.73	2,52.04
2711. Flood Control and Drainage	4,26.95	5,25.44
Total : (d) Irrigation and Flood Control	11,57.38	12,92.80
<i>(e) Energy</i>		
2801. Power	18,74.71	30,73.44
2810. Non-Conventional Sources of Energy	42.83	52.95
Total : (e) Energy	19,17.54	31,26.39
<i>(f) Industry and Minerals</i>		
2851. Village and Small Industries	12,56.92	13,48.11
2852. Industries	2,27.85	43.82
2853. Non-ferrous Mining and Metallurgical Industries	47.27	52.43
Total : (f) Industry and Minerals	15,32.04	14,44.36
<i>(g) Transport</i>		
3054. Roads and Bridges	10,01.29	8,32.46
3055. Transport	10.53	14.49
Total : (g) Transport	10,11.82	8,46.95

**STATEMENT  
SUMMARY OF**

Receipts	Actuals	
(1)	1994-95 (2)	1995-96 (3)
	<i>(In lakhs of rupees)</i>	

PART I CONSOLIDATED  
(I) Revenue -

**(2) Capital, Public Debt, Loans etc.**

<b>E. Public Debt</b>		
6003. Internal Debt of the State Government	1,33,76.05	99,77.70
6004. Loans and Advances from the Central Government	22,90.26	23,58.00
	<b>1,56,66.31</b>	<b>1,23,35.70</b>
<b>F. Loans and Advances</b>		
Recoveries of Loans and Advances	1,08.79	89.42
	<b>1,08.79</b>	<b>89.42</b>
<b>Total : Consolidated Fund</b>	<b>7,49,83.17</b>	<b>8,15,93.54</b>

NO.1  
TRANSACTIONS - Contd..

Disbursements (4)	Actuals	
	1994-95 (5)	1995-96 (6)
(In lakhs of rupees)		
FUND - Concl'd.		
Concl'd.		
Expenditure Heads (Revenue Account) - Concl'd.		
<b>C. Economic Services - Concl'd.</b>		
<i>(i) Science, Technology and Environment</i>		
3425. Other Scientific Research	81.68	80.25
3435. Ecology and Environment	19.71	25.73
Total : <i>(i) Science, Technology and Environment</i>	1,01.39	1,05.98
<i>(j) General Economic Services</i>		
3451. Secretariat - Economic Services	2,12.65	13,10.15
3452. Tourism	49.11	59.90
3453. Foreign Trade and Export Promotion	0.86	...
3454. Census Surveys and Statistics	1,95.65	2,21.10
3475. Other General Economic Services	55.97	61.55
Total : <i>(j) General Economic Services</i>	5,14.24	16,52.70
Total : <b>C. Economic Services</b>	1,23,19.69	1,70,80.90
Total : <b>Expenditure Heads (Revenue Account)</b>	5,08,34.12	6,18,77.16
Revenue Surplus	83,73.95	72,91.26
<b>(2) Capital, Public Debt, Loans etc.</b>		
Expenditure Heads (Capital Account)		
(Figures for each Major Head are given in Statement No.12)		
	1,44,91.03	1,75,20.16
<b>E. Public Debt</b>		
6003. Internal Debt of the State Government	1,10,43.13	60,67.70
6004. Loans and Advances from the Central Government	17,23.96	10,12.62
Total : <b>E. Public Debt</b>	1,27,67.09	70,80.32
<b>F. Loans and Advances</b>		
Loans and Advances	2,01.94	3,35.95
Total : <b>F. Loans and Advances</b>	2,01.94	3,35.95
Total : <b>Consolidated Fund</b>	7,82,94.18	8,68,13.59

**STATEMENT  
SUMMARY OF**

Receipts	Actuals	
(1)	1994-95 (2)	1995-96 (3)
	<i>(In lakhs of rupees)</i>	

**PART III - PUBLIC**

I. Small Savings, Provident Funds, etc. (B)	40,02.57	49,89.65
J. Reserve Funds (C)		
Reserve Funds not bearing Interest	1,02.10	2,35.05
K. Deposits and Advances (C)		
Deposits not bearing Interest	51,70.92	59,77.81
Advances	3,95.29	7,88.87
L. Suspense and Miscellaneous (C)	3,15,66.58	4,94,45.30
M. Remittances (C)	2,75,57.25	3,48,90.36
<b>Total : Public Account</b>	<u>6,87,94.71</u>	<u>9,63,27.04</u>
<b>Total : Receipts</b>	<u>14,37,77.88</u>	<u>17,79,20.58</u>
Opening Cash Balance :	(-)24,89.14	(-)36,95.83
<b>Grand Total :</b>	<u>14,12,88.74</u>	<u>17,42,24.75</u>

(B) A more detailed account is given in Statement No.16  
 (C) A more detailed account is given in Statement No.15



## NO.1

## TRANSACTIONS - Contd..

Disbursements (4)	Actuals	
	1994-95 (5) (In lakhs of rupees)	1995-96 (6)
<b>ACCOUNT</b>		
I. Small Savings, Provident Funds, etc. (B)	35,29.83	44,07.99
J. Reserve Funds (C)		
Reserve Funds not bearing Interest	11.69	2.17
K. Deposits and Advances (C)		
Deposits bearing Interest	...	...
Deposits not bearing Interest	42,88.83	52,54.98
Advances	4,14.17	7,44.67
L. Suspense and Miscellaneous (C)	2,94,88.24	4,80,13.24
M. Remittances (C)	2,89,57.63	3,41,59.97
<b>Total : Public Account</b>	<b>6,66,90.39</b>	<b>9,25,83.02</b>
<b>Total : Disbursements</b>	<b>14,49,84.57</b>	<b>17,93,96.61</b>
<b>Closing Cash Balance :</b>	<b>(-)36,95.83</b>	<b>(-)51,71.86</b>
<b>Grand Total :</b>	<b>14,12,88.74</b>	<b>17,42,24.75</b>

(B) A more detailed account is given in Statement No.16

(C) A more detailed account is given in Statement No.15

## STATEMENT NO.1 - Contd..

## Explanatory Notes

1. The transactions on revenue account resulted in surplus of Rs.72.91 crores in 1995-96 as against surplus of Rs.83.74 crores in 1994-95. Taking into account the transactions other than on revenue account, Public Account, there was an overall deficit of Rs.29.56 crores during 1995-96 as against overall deficit of Rs.12.07 crores during 1994-95 as indicated below :-

(1)	1994-95 (2)	1995-96 (3)
	(In crores of rupees)	
Opening Cash Balance	(-) 24.89	(-) 36.96
<i>Part I - Consolidated Fund</i>		
(a) Transactions on Revenue Account		
(i) Receipts	5,92.08	6,91.68
(ii) Expenditures	5,08.34	6,18.77
(iii) Revenue surplus (+)/ deficit (-)	(+) 83.74	(+) 72.91
(b) Transactions other than on Revenue Account		
(i) Capital expenditure-Payments (-)	(-)1,44.91	(-)1,75.20
(ii) Public Debt (net) -Receipts (+)/ Payments (-)	(+) 28.99	(+) 52.55
(iii) Loans and Advances by the State Government (net) - Payments (-)	(-) 0.93	(-) 2.46
Total : Consolidated Fund - (net)	<u>(-) 33.11</u>	<u>(-) 52.20</u>
<i>Part III - Public Account</i>		
Small Savings, Provident Funds, Reserve Funds, Deposits and Advances and Suspense and Miscellaneous (net)-Receipts (+)/ Payments (-)	(+) 35.04	(+) 15.33
Remittances (net)-Receipts (+)/ Payments (-)	(-) 14.00	(-) 7.31
Total : Public Account (net) -Receipts (+)/ Payments (-)	<u>(-) 21.04</u>	<u>(-) 22.64</u>
Overall deficit (-)/surplus (+)	(-) 12.07	(-) 29.56
Closing Cash Balance	(-) 36.96	(-) 66.52

## STATEMENT NO.1 - Contd..

2.(a) Receipts from Government of India:Of the revenue receipts of Rs.6,91.68 crores in 1995-96, Rs.6,18.29 crores were received from the Government of India as follows :-

	Amount (In crores of rupees)
(i) Share of net proceeds of Taxes on Income other than Corporation Tax	31.43
Union Excise Duties	1,34.38
(ii) Grants-in-aid from the Central Government	4,52.48
Total :	<u>6,18.29</u>

(b) Revenue raised by the Government :

The revenue raised by the State Government was Rs.73.40 crores and comprised of the following :

	(In crores of rupees )
(i) Tax Revenue	27.90
(ii) Non-Tax Revenue	45.50
	<u>73.40</u>

3. Taxation changes during the year : No new tax was levied during the year.

4. Revenue receipts : There was a net increase of Rs.99.60 crores in the revenue receipts from Rs.5,92.08 crores in 1994-95 to Rs.6,91.68 crores in 1995-96. The increase occurred mainly under :-

Major head of account (1)	Increase (2) (In crores of rupees)	Main reasons (3)
0021. Taxes on Income other than Corporation Tax	16.13	Increase in share of net proceeds assigned to States (Rs.16.13 crores).
0040. Sales Tax	3.57	More receipts under States Sales Tax (Rs.1.82 crores) and Central Sales Tax Act (Rs.1.75 crores).
0202. Education Sports Art and Culture	1.05	More receipts under elementary Education (Rs.1.05 crores).
0235. Social Security and Welfare	1.77	More receipts under "other receipts" (Rs.1.77 crores).
0515. Other Rural Development Programmes	3.09	More receipts under Community Development Projects (Rs.3.09 crores).
1601. Grants-in-aid from Central Government	1,15.66	Increase in grants-in-aid from Central Government (Rs.1,15.66 crores).
0041. Taxes on Vehicles	1.18	Less collection under the State Motor Vehicles Taxation Act (Rs.1.18 crores).
0075. Miscellaneous General Services	7.49	Less realisation of income under State Lotteries is (Rs.7.51 crores).

## STATEMENT NO.1 - Contd..

These increases were partly off-set by decreases mainly under :-

Major head of account (1)	Decrease (2) (In crores of rupees)	Main reasons (3)
0215. Water-Supply and Sanitation	0.70	Less receipt from Urban Water Supply Schemes (Rs.10.25 crores) and Sewerage and Sanitation (Rs.0.95 crore).
0801. Power	0.88	Less receipt under Hydel Generation (Rs.1.04 crores).
1603. State's Share of Union Excise Duties	31.76	Decrease in State's share of basic Union Excise duties (Rs.31.25 crores) and Addl. Excise Duties (Rs.0.51 crore).

5. Expenditure on Revenue Account : There was a net increase of Rs.1,10.43 crores in the expenditure on Revenue account from Rs.5,08.34 crores in 1994-95 to Rs.6,18.77 crores in 1995-96. The increase occurred mainly under :-

Major head of account (1)	Increase (2) (In crores of rupees)	Main reasons (3)
2049. Interest Payments	5.77	More payment of interest on Internal Debt (Rs.3.55 crores). Interest on Small Savings, Provident Funds etc.(Rs.1.72 crores) and interest on Loans and Advances from Central Government (Rs.0.50 crore).
2070. Other Administrative Services	1.28	Increase on expenditure on Guest Houses Govt. Hostels and other expenditure (Rs.1.09 crores).
2052. Secretariat - General Services	1.22	More expenditure on Secretariat Services.
2055. Police	4.85	More expenditure on Police Administration (Rs.2.76 crores), District Police (Rs.1.09 crores) and Wireless and Computers (Rs.0.40 crore).
2059. Public Works	2.67	Increase in expenditure on Direction and Administration (Rs.1.49 crores), Public Works workshops (Rs.1.86 crores) and Machinery and Equipments (Rs.0.52 crore), which was partly offset by less expenditure on office buildings and other buildings (Rs.1.14 crores).

## STATEMENT NO. 1 - Contd..

Major head of account (1)	Increase (2) (In crores of rupees)	Main reasons (3)
2071. Pensions and other retirement benefits	6.67	More payment of Superannuation and retirement benefits (Rs.4.11 crores) Family Pension (Rs.2.11 crores).
2202. General Education	19.21	Increase in expenditure on Government Primary Education (Rs.8.51 crores), Secondary Education (Rs.6.37 crores), Universities and Higher Education (Rs.4.90 crores) which was partly offset by less expenditure on Adult Education and General (Rs.0.60 crore).
2210. Medical and Public Health	6.04	Increase in expenditure on Direction and Administration, Hospital and Dispensaries under Urban Health Service (Rs.5.62 crores).
2211. Family Welfare	2.23	Increase in expenditure on Direction and Administration, Maternity and Child Health, Mass Education, Other Services and Supplies and Other expenditure (Rs.1.92 crores).
2215. Water Supply Sanitation	4.89	Increase in expenditure on Direction and Administration (Rs.2.13 crores) and Suspense (Rs.3.69 Crores) which was partly offset by less expenditure on Urban Water Supply Schemes (Rs.1.10 crores).
2225. Welfare of Scheduled Castes, Scheduled Tribes and Other Backward Classes	3.18	Increase in expenditure on Tribal Area Sub-plan (Rs.1.35 crores) and other expenditure (Rs.2.00 crores).
2235. Social Security and Welfare	3.02	Increase in expenditure on Rehabilitation (Rs.1.50 crores), Womens Welfare (Rs.0.96 crore).
2245. Relief on A/C of Natural Calamities	1.56	Increase in expenditure on Calamity Relief Fund (Rs.1.56 crores).
2401. Crop Husbandary	2.33	Increase in expenditure on Direction and Administration (Rs.3.84 crores) Extension and Farmer's Training (Rs.0.46 crores) and other expenditure (Rs.0.54 crores).
2402. Soil Conservation	5.37	Increase in expenditure on Soil Conservation (Rs.5.15 crores).
2403. Animal Husbandary	1.15	Increase in expenditure on Cattle and Buffalo Development.

## STATEMENT NO. 1 - Concl'd.

Major Head of Account	Decrease (In crores of rupees)	Main Reasons
2405. Fisheries	1.18	Increase in expenditure on Direction and Administration (Rs.0.37 crores), Inland Fisheries (Rs.0.43 crore) and other expenditure (Rs.0.32 crore).
2406. Forestry and Wild Life	5.82	Increase in expenditure on Direction and Administration (Rs.0.85 crore) Social and Farm Forestry (Rs.0.84 crore) collection of Forest Products (Rs.0.92 crore) and other expenditure (Rs.3.25 crores).
2408. Food Storage and Warehousing	3.27	Increase in expenditure on Direction and Administration (Rs.0.78 crore) and Rural Godown Programme (Rs.2.70 crores).
2505. Rural Employment	2.55	Increase in expenditure on Jawahar Rozgar Yojana.
2801. Power	11.98	More expenditure on Hydel Generation (Rs.4.42 crores) and Diesel/Gas Power Generation (Rs.7.56 crores).
These increases were partly offset by decreases as under :-		
2015. Election	3.69	Decrease in expenditure on Preparation and Printing of Electoral Rolls (Rs.3.33 crores) and charges for conduct of Elections to State Legislature (Rs.0.87 crores).
2204. Sports and Youth Services	2.40	Decrease in expenditure on Youth Welfare Programmes for non-students (Rs.1.17 crores) and Sports and Games (Rs.1.68 crores).
2852. Industries	1.84	Less expenditure on Consumer Industries (Rs.1.90 crores).
3054. Roads and Bridges	1.69	Non-expenditure on Strategic Border Roads and State Highways Road Works (Rs.1.32 crores) and less expenditure on District and other roads (Rs.0.41 crore).

**STATEMENT NO. 2**  
**CAPITAL OUTLAY-PROGRESSIVE CAPITAL OUTLAY TO THE END OF 1995-96**

Nature of expenditure (1)	Expenditure to the end of 1994-95 (2)	Expenditure during 1995-96 (3)	Expenditure to the end of 1995-96 (4)
	(In lakhs of rupees)		
4059. Capital Outlay on Public Works	68,87.98	6,53.94	75,41.92
4070. Capital Outlay on Other Administrative Services	64.27	...	64.27
4202. Capital Outlay on Education, Sports, Art and Culture	47,73.43	10,07.82	57,81.25
4210. Capital Outlay on Medical and Public Health	17,21.96	1,65.43	18,87.39
4211. Capital Outlay on Family Welfare	2,70.58	0.55	2,71.13
4215. Capital Outlay on Water Supply and Sanitation	1,91,93.83	21,58.48	2,13,52.31
4216. Capital Outlay on Housing	45,53.73	6,95.79	52,49.52
4217. Capital Outlay on Urban Development	12,88.98	3,38.41	16,27.39
4220. Capital Outlay on Information and Publicity	15.78	...	15.78
4225. Capital Outlay on Welfare of Scheduled Castes, Scheduled Tribes and other Backward Classes	1,16.83	18.16	1,34.99
4235. Capital Outlay on Social Security and Welfare	1,40.40	4.64	1,45.04
4250. Capital Outlay on other Social Services	1,01.53	18.23	1,19.76
4401. Capital Outlay on Crop Husbandry	10,10.35	47.55	10,57.90
4402. Capital Outlay on Soil and Water Conservation	18,29.22	...	18,29.22
4403. Capital Outlay on Animal Husbandry	5,34.50	52.99	5,87.49
4404. Capital Outlay on Dairy Development	1,01.90	4.97	1,06.87
4405. Capital Outlay on Fisheries	2,46.37	19.73	2,66.10
4406. Capital Outlay on Forestry and Wild Life	7.42	...	7.42

**STATEMENT NO. 2 - Contd..**  
**CAPITAL OUTLAY-PROGRESSIVE CAPITAL OUTLAY TO THE END OF 1995-96**

Nature of expenditure (1)	Expenditure to the end of 1994-95 (2)	Expenditure during 1995-96 (3)	Expenditure to the end of 1995-96 (4)
(In lakhs of rupees)			
4408. Capital Outlay on Food Storage and Warehousing	3,12.87	76.41	3,89.28
4415. Capital Outlay on Agricultural Research and Education	5,59.71	74.00	6,33.71
4416. Investments in Agricultural Financial Institutions	1,13.36	...	1,13.36
4425. Capital Outlay on Co-operation	14,07.65	94.18	15,01.83
4515. Capital Outlay on other Rural Development Programmes	0.60	17.62	18.22
4552. Capital Outlay on North Eastern Areas	55,92.60	35.46	56,28.06
4701. Capital Outlay on Major and Medium Irrigation	2,68,61.88	31,13.82	2,99,75.70
4702. Capital Outlay on Minor Irrigation	25,41.20	5,56.91	30,98.11
4705. Capital Outlay on Command Area Development	13.61	...	13.61
4711. Capital Outlay on Flood Control Projects	30,54.45	4,25.41	34,79.86
4801. Capital Outlay on Power Projects	2,55,54.48	42,70.86	2,98,25.34
4851. Capital Outlay on Village and Small Industries	9,98.11	35.78	10,33.89
4852. Capital Outlay on Iron and Steel Industries	17.11	...	17.11
4853. Capital Outlay on Non-Ferrous Mining and Metallurgical Industries	37.04	1.13	38.17
4854. Capital Outlay on Cement and Non-metallic Mineral Industries	29.85	...	29.85
4859. Capital Outlay on Telecommunication and Electronic Industries	1,59.40	...	1,59.40



**STATEMENT NO. 2 - Concl'd.**  
**CAPITAL OUTLAY-PROGRESSIVE CAPITAL OUTLAY TO THE END OF 1995-96**

Nature of expenditure	<i>Expenditure to the end of 1994-95</i>	<i>Expenditure during 1995-96</i>	<i>Expenditure to the end of 1995-96</i>
(1)	(2)	(3)	(4)
	(In lakhs of rupees)		
4860. Capital Outlay on Consumer Industries	21,04.49	4.45	21,08.94
4885. Other Capital Outlay on Industries and Minerals	3,07.55	...	3,07.55
5054. Capital Outlay on Roads and Bridges	2,87,00.60	33,11.34	3,20,11.94
5055. Capital Outlay on Road Transport	22,75.14	2,58.79	25,33.93
5425. Capital Outlay on other Scientific and Environmental Research	42.95	...	42.95
5452. Capital Outlay on Tourism	3,25.90	57.31	3,83.21
<b>Total :</b>	<u>14,38,69.61</u>	<u>1,75,20.16</u>	<u>16,13,89.77</u>

**Explanatory Notes**

1. The Government invested Rs.3,67.21 lakhs during 1995-96 in Statutory Corporations (Rs.1,84.23 lakhs), Government Companies (Rs.90.03 lakhs) and Co-operative Institutions (Rs.90.03 lakhs). The details of the Government investments as at the end of March 1995 are given in Statement No.13. The investments as at the end of 1993-94, 1994-95 and 1995-96 as also Dividend/Interest received by the Government thereon during those years are given in Appendix at the last page.

2. The financial results of the working of the departmentally managed Commercial Undertakings as disclosed in the latest available Proforma Accounts are as follows :

(i) 4408 Capital Outlay on Food Storage and Warehousing :

The accumulated loss by the Food and Civil Supply Department on the "Scheme for purchase of food grains" to the end of March 1982, the year upto which Proforma Accounts have been received was Rs.14.95 lakhs. The accounts for the years from 1982-83 to 1994-95 were in arrears.

(ii) 4801 Capital Outlay on Power Projects :

The accumulated loss sustained by the Manipur Electric Supply Undertakings to the end of 1980-81, the year upto which Proforma Accounts have been received was Rs.27,22.48 lakhs. The accounts for the years 1981-82 to 1994-95 were in arrears.

**STATEMENT NO. 3  
DEBT POSITION**

**(i) STATEMENT OF BORROWINGS**

Nature of borrowing	Balance on 1st April 1995	Receipts during the year	Repayments during the year	Balance on 31st March 1996	Net increase+ decrease-
(1)	(2)	(3)	(4)	(5)	(6)
	(In crores of rupees)				
<b>E. Public Debt</b>					
1. Internal Debt of the State Government	2,06.10	99.78	60.68	2,45.20	(+) 39.10
2. Loans and Advances from the Central Government	1,82.56	23.58	10.13	1,96.01	(+) 13.45
<b>Total : Public Debt</b>	<u>3,88.66</u>	<u>1,23.36</u>	<u>70.81</u>	<u>4,41.21</u>	<u>(+) 52.55</u>
<b>I. Small Savings, Provident Funds, etc.</b>					
	1,37.77	34.97	44.08	1,28.66	(-) 9.11
<b>Grand Total :</b>	<u>5,26.43</u>	<u>1,58.33</u>	<u>1,14.89</u>	<u>5,69.87</u>	<u>(+) 43.44</u>

No law has been passed by the Legislature of the State under the provisions of Article 293 of the Constitution laying down the limit within which Government may borrow on the security of the Consolidated Fund of the State.

**Explanatory Notes**

1. *Internal Debt of the State Government* - This covers mainly long term loans raised in the open market, borrowings from autonomous bodies like the Life Insurance Corporation of India, National Co-operative Development Corporation, etc., and borrowings of a purely temporary nature repayable within twelve months, such as ways and means advances from the Reserve Bank of India.


**(i) Market Loans bearing interest**

During the year, a loan of Rs.16.00 crores was raised redeemable at par in 2004 and carrying 12.5 per cent interest.

**(ii) Loans from the Life Insurance Corporation of India**

The State Government received loans of Rs.0.81 crore from the Life Insurance Corporation of India for housing schemes during the year 1995-96 and paid Rs.0.39 crore in repayment of outstanding loans. The State Government did not raise any loans from the General Insurance Corporation of India for the same purpose and paid Rs.0.16 crore in repayment of the outstanding loans.

# OVERDRAFT OF THE STATE DURING 1995-96





## STATEMENT NO. 3 - Contd..

## DEBT POSITION

## (i) STATEMENT OF BORROWINGS

## (i) STATEMENT OF BORROWINGS

## (iii) Loans from the National Bank for Agricultural and Rural Development

These loans are meant for contribution to Share Capital of the Co-operative Credit Institutions.

## (iv) Loans from other Institutions

Position of loans is given in Annexure to Statement No. 16.

## (v) Ways and Means Advances from the Reserve Bank of India

These are borrowings of the purely temporary nature to cover the deficit in the minimum cash balance of Rs.10 lakhs required to be maintained with the Bank. In addition to the Ways and Means Advances, Overdrafts are given by the Bank if the State Government has a minus balance even after availing of the maximum advance. The State Government obtained Ways and Means Advances and Overdrafts to the extent indicated below from the Reserve Bank of India during 1995-96.

	Opening balance	Receipts	Repayments	Closing balance	Interest paid
	(1)	(2)	(3)	(4)	(5)
(In crores of rupees)					
1) Ways and Means Advances	...	67.54	57.50	10.04	0.07
2) Shortfall and Overdrafts	...	10.44	...	10.44	0.01
Total :	...	77.98	57.50	20.48	0.08

2. *Loans and Advances from the Central Government* - Details of loans taken by the State from Government of India are given in Annexure to Statement No. 16.

*Arrangements for amortisation* - The Government of Manipur have not considered any arrangement necessary for amortisation of loans taken from Government of India ; their view is that in the present context when all the resources available with the State are mobilised for financing development schemes and when no real surplus is available for redemption of debt, there is no reason for disturbing the revenue accounts by including provision for non-obligatory sinking funds for repayment of loans.

3. *Small Savings, Provident Funds, etc.* - This comprises the provident fund balances of Government servants and certain other funds. The particulars are given in Statement No. 16.

## STATEMENT NO. 3 - Contd..

## DEBT POSITION

## (i) STATEMENT OF BORROWINGS

## (ii) OTHER OBLIGATIONS

In addition to the above, the balances at the credit of earmarked and other funds as also certain deposits, to the extent to which they have not been invested but are merged with the general cash balance of Government, also constitute the liability of Government. The amount of such liability at the end of 1995-96 was Rs.92.18 crores as shown below; further details are given in Statement Nos. 15 and 18 :

Nature of borrowing  (1)	Balance on 1st April 1995 (2)	Receipts during the year (3)	Repayments during the year (4)	Balance on 31st March 1996 (5)	Net increase+ decrease- (6)
(In crores of rupees)					
Interest bearing obligations - Deposits of Local Funds, etc.	2.36	...	...	2.36	...
Non-Interest bearing obligations - (i) Other earmarked funds, etc.	4.04	2.35	0.02	6.37	(+ ) 2.33
(ii) Deposits of Local Funds, Civil Deposits, etc.	76.22	59.78	52.55	83.45	(+ ) 7.23
Total :	<u>82.62</u>	<u>62.13</u>	<u>52.57</u>	<u>92.18</u>	<u>(+ ) 9.56</u>

## STATEMENT NO. 3 - Concl'd.

## DEBT POSITION

## (i) STATEMENT OF BORROWINGS

## (iii) SERVICE OF DEBT

Interest on debt and other obligations - The outstanding gross debt and other obligations and the total net amount met from revenue during 1994-95 and 1995-96 on interest charged thereon were as shown below :

(1)	1994-95 (2)	1995-96 (3)	Net increase + decrease - during the year (4)
(In crores of rupees)			
Gross debt outstanding at the end of the year	5,36.43	5,69.87	(+) 33.44
Other obligations at the end of the year	82.62	92.18	(+) 9.56
(i) Interest paid by Government -			
On Public Debt and Small Savings, Provident Funds, etc.	51.78	57.55	(+) 5.77
(ii) Deduct -			
(a) Interest received on loans and advances given by Government	0.11	0.27	(+) 0.16
(b) Interest realised on investment of cash balances	0.81	0.93	(+) 0.12
(iii) Net amount of interest charges	50.86	56.35	(+) 5.49
Percentage of gross interest [Item (i)] to total revenue receipts	8.75	8.32	
Percentage of net interest [Item (iii)] to total revenue receipts	8.59	8.15	

**STATEMENT NO. 4**  
**LOANS AND ADVANCES BY THE STATE GOVERNMENT**  
**(i) STATEMENT OF LOANS AND ADVANCES**

Category of loan and advances  (1)	Outstan- ding on 1st April 1995  (2)	Paid during the year  (3)	Repaid during the year  (4)	Outstan- ding on 31st March 1996  (5)	Net addition(+) reduction(-) during the year  (6)
(In lakhs of rupees)					
6202. Loans for Education, Sports, Art and Culture	10.73	...	...	10.73	...
6215. Loans for Water Supply and Sanitation	4,68.70	29.83	...	4,98.53	(+) 29.83
6216. Loans for Housing	8,33.51	1,50.00	1.90	9,81.61	(+) 1,48.10
6217. Loans for Urban Development	88.69	...	...	88.69	...
6225. Loans for Welfare of Scheduled Castes/ Scheduled Tribes and Other Backward Classes	2.40	...	...	2.40	...
6235. Loans for Social Security and Welfare	34.68	...	...	34.68	...
6401. Loans for Crop Husbandry	1,25.79	...	...	1,25.79	...
6403. Loans for Animal Husbandry	0.50	...	...	0.50	...
6405. Loans for Fisheries	5.46	7.73	...	13.19	(+) 7.73
6425. Loans for Co-operation	5,52.58	92.93	2.34	6,43.17	(+) 90.59
6515. Loans for Other Rural Development Programmes	(a) 0.78	...	...	0.78	...
6851. Loans for Village and Small Industries	5,73.80	22.49	1.15	5,95.14	(+) 21.34
7610. Loans to Government Servants, etc.	6,61.14	32.97	84.03	6,10.08	(-) 51.06
7615. Miscellaneous Loans	8.46	...	...	8.46	...
Total :	<u>33,67.22</u>	<u>3,35.95</u>	<u>89.42</u>	<u>36,13.75</u>	<u>(+) 2,46.53</u>

Note : (A) A more detailed account is given in Statement No. 17.

**(ii) RECOVERIES IN ARREARS**

(a) The arrears in recovery of the loans given to the Imphal Municipality, detailed accounts of which are maintained in Accounts Office were Rs.7.70 lakhs (Principal Rs.2.62 lakhs and Interest Rs.5.08 lakhs) on 31st March, 1996.

(b) The position of arrears in recovery of Loans as on 31st March, 1996 detailed accounts of which are maintained by departmental officers has not been received from departments (November, 1996).

(a) Differs Rs.0.01 lakhs due to rounding.



## STATEMENT NO. 5

**GUARANTEES GIVEN BY THE GOVERNMENT FOR REPAYMENT OF LOANS, ETC. RAISED BY THE STATUTORY CORPORATIONS, LOCAL BODIES AND OTHER INSTITUTIONS**

The Guarantees given by the Government are given below :-

Interest	Loans	Maximum	Sum Guarant-		
		amount Guaranteed (Principal only)	teed out- standing as on 31st March 1996		
		( In lakhs of rupees )			
	(1)	(2)	(3)	(4)	
(i)	Raised by Manipur State Road Transport Corporation from Industrial Development Bank of India for purchase of 60 buses and 20 trucks	3,00.00	(a)	(a)	
(ii)	(a) Raised by Manipur State Apex Long Term Co-operatives Housing Society Limited from Life Insurance Corporation of India for payment of Housing Loan to the members of the Society	(a) 1,25.00 75.00	120 (a)	77.18 (a)	
	(b) Housing and Urban Development Corporation, New Delhi	(b) 1,61.20 1,76.90	1,60.12 1,74.25	31.60	
		<u>3,38.10</u>	<u>3,34.37</u>		
(iii)	Raised by the Manipur State Co-operative Banks Limited for financing seasonal agricultural operations and marketing of Crops as well as for refinancing of different agricultural schemes	15,50.00	12,34.00	(a)	
(iv)	Advanced by Indian Overseas Bank Limited to Fishery Projects under the Fish Farm Development Agency, Manipur	75.00	(a)	(a)	
(v)	Advanced by Tea Board for Tea Boards' New Tea Unit financing scheme Loans to Manipur Plantation Crops Corporation Limited for cultivation of tea	1,14.00	8.13	0.51	
(vi)	Raised by Manipur Spinning Mills Corporation Limited from Industrial Development Bank of India for procurement of Plant and Machineries and from State Bank of India for purchase of raw materials	35.00 24.00	(a) (a)	(a) (a)	
(vii)	Raised by Manipur Industrial Development Corporation Limited for financing the Small Scale Industries Development Corporation	50.00	18.75	11.00	
(viii)	Raised by Manipur Handloom and Handicrafts Development Corporation Ltd. from Urban Co-operative Bank Ltd. as working Capital	15.00	15.00	(a)	
(ix)	Raised by P.D.A. Manipur from HUDCO for implementation of Cash Loan Housing Scheme	3,72.00	3,72.00	1.65	

(a) Information from the Government awaited (November, 1996)

**STATEMENT NO. 5 - Concl'd.**

Under Section 6 of the State Financial Corporation Act 1951, the shares of a State Financial Corporation are to be guaranteed by the State Government as to repayment of Principal and payment of annual dividend. Again under Section 7 of the above Act, the bonds and debentures of a State Financial Corporation are to be guaranteed by the State Government as to the repayment of Principal and payment of Interest. Guarantees are also to be given under Section 8 of the Act *ibid* for repayment of principal and interest on fixed deposits accepted by a State Financial Corporation. In the case of Assam Financial Corporation, such guarantees under Sections 6,7 and 8 of the Act were given jointly by the Government of India on behalf of the erstwhile Union Territories of Manipur and Tripura (which developed on the successor Manipur and Tripura States on their becoming States from 21st January, 1972) and the Government of the composite State Assam. The contingent liability is to be shared in the ratio of 2:4:8 by the Government of Manipur, Tripura and Assam respectively. Information regarding Manipur's share of actual amount guaranteed under the above section on behalf of the Assam Financial Corporation and outstanding as on 31st March, 1996 has not been received from Government (November, 1996).

## STATEMENT NO. 6

## CASH BALANCES AND INVESTMENTS OF CASH BALANCES

(1)	As on 1st April 1995 (2)	As on 31st March 1996 (3)
	( In lakhs of rupees)	
(a) General Cash Balances		
1. Cash in Treasuries	58.16	59.94
2. Deposits with Reserve Bank	(-) 17,66.84	(-) 52,31.80
3. Remittance in Transit	(-) 19,87.15	...
Total :	<u>(-) 36,95.83</u>	<u>(-) 51,71.86</u>
3. Investments held in the Cash Balance Investment Account	11,10.68	2,45.43
Total : (a)	<u>(-) 25,85.15</u>	<u>(-) 49,26.43</u>
(b) Other Cash balances and Investments		
1. Cash with departmental Officers, viz., Public Works, Forest Departments	2,97.11	4,97.66
2. Permanent advances for contingent expenditure with departmental officers	1.81	2.02
Total : (b)	<u>2,98.92</u>	<u>4,99.68</u>
Total : (a) & (b)	<u>(-) 22,86.23</u>	<u>(-) 44,26.75</u>

## Explanatory Notes

1. (a) The Cash Balance represents the combined balances of the Consolidated Fund and Public Account.

(b) The balance under "Deposits with Reserve Bank" on 31st March 1995 has been arrived at after taking into account the inter-Government monetary settlement advised to the Bank up to 25th April 1996.

2. Under an agreement with the Reserve Bank of India the Government has to maintain with the bank a minimum cash balance of Rs.10 lakhs on all working days. The bank informs the Government of its daily balance with the bank at the close of each working day. If the balance falls below this minimum, the shortfall is initially made good by selling Government of India Treasury bills held by the State Government and thereafter by taking Ways and Means Advances from the bank. The limit of ordinary Ways and Means Advances has been fixed at Rs.5.60 crores. The bank has also agreed to give Special (Secured) Ways and Means Advances upto a maximum of Rs.2 crores against the pledge of Government of India Securities. If even after the maximum advance is given there is still a shortfall in the minimum cash balance, the shortfall is left uncovered. Overdrafts are given by the bank if the State Government has a minus balance even after availing of the maximum advance.

## STATEMENT NO. 6 - Contd..

Interest is payable on advances, shortfalls and overdrafts as follows :

Category	Period	Rate of interest
Advances	First 90 days	1 per cent below the bank rate
	Beyond 90 days upto 180 days	1 per cent above the bank rate
	Beyond 180 days	2 per cent below the bank rate
Shortfalls		1 per cent below the bank rate
Overdrafts	Upto and including the 7th day	Bank rate
	Beyond the 7th day	3 per cent above the bank rate

The bank rate of interest was 10 per cent per annum.

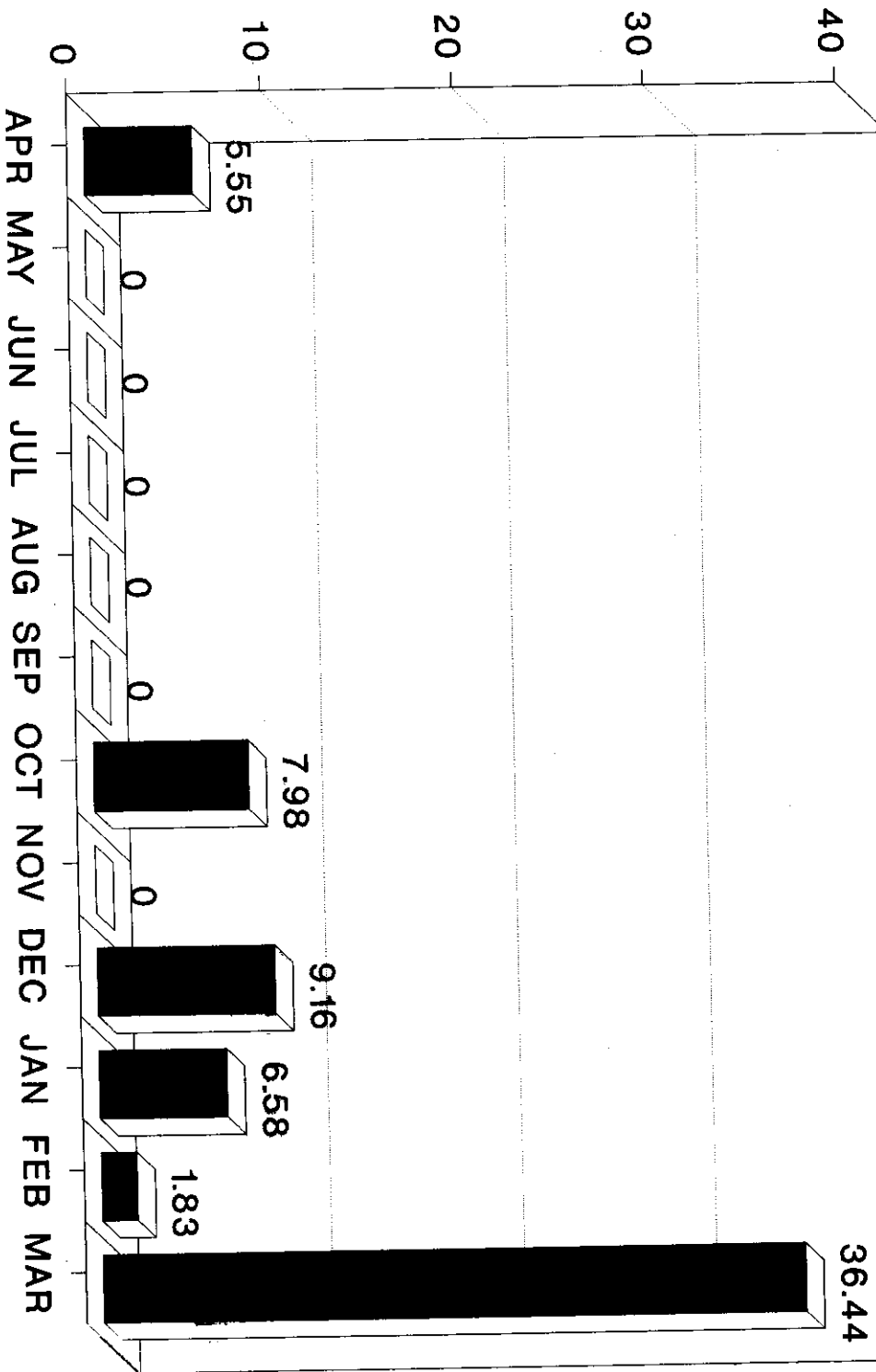
The extent to which Government was able to maintain the minimum balance with the bank during the year 1995-96 is given below :

(1)	Number of days on which the minimum balance was maintained without obtaining any advance	334
(2)	Number of days on which the minimum balance was maintained by taking ordinary Ways and Means Advance only	10
(3)	Number of days on which the minimum balance was maintained by taking special Ways and Means Advances only	...
(4)	Number of days on which there was shortfall from the agreed minimum balance even after availing the ordinary and special Ways and Means Advances to the full extent but no overdrafts were taken	17
(5)	Number of days on which overdrafts were taken	4
Total:		365

3. The Ordinary and Special (Secured) Ways and Means Advances taken and repaid together with interest during 1995-96 are indicated in Note 1(v) below statement No.3.

# WAYS AND MEANS ADVANCES TAKEN DURING 1995-96

(Rupees in Crores)





## STATEMENT NO. 6 - Concl'd.

4. The investment made during 1995-96 from out of the General Cash Balance were in Government of India Treasury Bills and Securities.

The following is an analysis of investments held in Cash Balance Investment Account :

Opening balance on 1st April 1995 .	Purchase during 1995-96	Sales during 1995-96	Closing balance on 31st March 1996	Interest realised during the year
---	-------------------------------	----------------------------	--	--

( In lakhs of rupees )

## Short Term Investments:

Government of  
India Treasury  
Bills

8,67.68	4,21,55.25	4,12,90.00	2.43	71.49
---------	------------	------------	------	-------

## Long Term Investments:

Securities of  
the Government  
of India

2,43.00	...	...	2,43.00	21.87
---------	-----	-----	---------	-------

Total :	11,10.68	4,12,55.25	4,12,90.00	2,45.43	93.36
---------	----------	------------	------------	---------	-------

## STATEMENT NO. 7

SUMMARY OF BALANCES UNDER CONSOLIDATED FUND,  
CONTINGENCY FUND AND PUBLIC ACCOUNT

The following is a summary of the balances as on the 31st March 1996.

Debit balances (1) (Rs)	Sector of the General Account (2)	Name of the Account (3)	Credit balances (4) (Rs)
CONSOLIDATED FUND			
5,93,46,63,000	A to D	Government Account Public Debt	4,41,21,54,373
36,13,74,950	F	Loans and Advances	
PUBLIC ACCOUNT			
	I	Small Savings, Provident Fund, etc.	1,43,58,80,712
	J	Reserve Funds	
		Reserve Funds not bearing interest	6,37,69,583
	K	Deposits and Advances	
		(i) Deposits bearing interest	2,35,79,948
		(ii) Deposits not bearing interest	83,45,37,201
1,47,90,771		(iii) Advances	...
59,08,56,584	L	Suspense and Miscellaneous	
38,54,23,059	M	Remittances	
(-) 51,71,86,547	N	Cash Balance (closing)	
<u>6,76,99,21,817</u>		Total	<u>6,76,99,21,817</u>



## STATEMENT NO.7 - Contd..

## Explanatory Notes

The significance of the head "Government Account" is explained below :

1. Under the system of Book Keeping followed in Government Accounts, the amount booked under Revenue and Capital Heads and other transactions of Government, balances of which are not carried forward from year to year, are closed to a single head called "Government Account". The balance under this head represents the cumulative result of all such transactions so that after adding thereto the balances under Public Debt, Loans and Advances, Suspense and Miscellaneous (other than Miscellaneous Government Account) and Remittance heads, the closing balance at the end of the year may be worked out and proved. The Government Account for 1995-96 given below will show how the net amount at the end of the year has been arrived at :

Debit (1) (Rs)	Details (2)	Credit (3) (Rs)
4,91,17,73,983	A - Balance at the debit of the Government on 1st April 1995	
	B - Revenue Receipts	6,91,68,42,762
6,18,77,15,816	C - Expenditure Heads (Revenue Account)	...
1,75,20,15,963	D - Expenditure Heads (Capital Account)	...
....	E - Miscellaneous	...
...	F - Balances at the debit of the Government Account on 31st March 1996	5,93,46,63,000
<u>12,85,15,05,762</u>	Total	<u>12,85,15,05,762</u>

2. The other headings in this Summary take into account the balances under all account heads in Government book where Government has a liability to repay the money received or has a claim to recover the amount paid and also heads of accounts opened in the books for adjustment of remittance transactions. It must be understood that these balances cannot be regarded as a complete record of the financial position of the Government of Manipur, as these do not take into account all the physical assets of the State, such as lands, buildings, communications, etc., nor any accrued dues or outstanding liabilities which are not brought to account under cash basis of accounting followed by Government.

## STATEMENT NO. 7 - Concl'd.

3. A Summary of receipts, disbursements and balances under Heads of Accounts relating to Debt and Public Account is given in Statement No.15. There is no transaction relating to Contingency Fund as the Contingency Fund has not so far been set up in Manipur.

In a number of cases there are unreconciled differences in the closing balances as reported in Statement No.15 and those shown in separate registers or other records maintained in the Accounts office/Departmental offices for the purpose. Steps are being taken to settle the discrepancies as soon as possible.

The balances are communicated to the Departmental officers concerned every year for verification and acceptance thereof. In a large number of cases such acceptances have not been received.

The number of such cases, major headwise, whose balances are yet to be verified and acceptances awaited are detailed below :

Head of Account (1)	No.of accep- tances awaited (2)	Year from which acceptances awaited (3)	Balances Out- standing against those items on 31st March 1996 (4)
( In lakhs of rupees )			
6202. Loans for Education, Art and Culture (National Loans Scholarship Scheme)	32	1969-96	10.73
6215. Loans for Water Supply and Sanitation	10	1992-96	468.70
6216. Loans for Housing	5	1992-96	833.51
6217. Loans for Urban Developments:-			
(i) Loans for Imphal Municipality	44	1969-96	37.09
(ii) Loans for District and Local Fund Committee	2	1974-96	0.10
(iii) Loans for PDA	6	1976-96	51.50
6225. Loans for welfare of Schedule Castes, Scheduled Tribes and other Backward Classes	4	1969-96	2.40
6235. Loans for Social Security and Welfare	20	1969-96	34.68
6401. Loans for Crop Husbandry	15	1969-96	125.79
6403. Loans for Animal Husbandry	1	1976-96	0.50
6405. Loans for Fisheries	...	1992-96	5.46
6425. Loans for Co-operation	5	1992-96	552.59
6515. Loans for other Rural Development Programmes	4	1969-96	0.78
6851. Loans for Village and Small Industries	6	1992-96	573.80
7610. Loans to Government Servants etc.	10,160	1969-96	661.14
7615. Miscellaneous Loans	54	1969-96	8.46

---

---

**PART - II**  
**DETAILED ACCOUNTS AND OTHER STATEMENTS**  
**A - REVENUE AND EXPENDITURE**

---

---

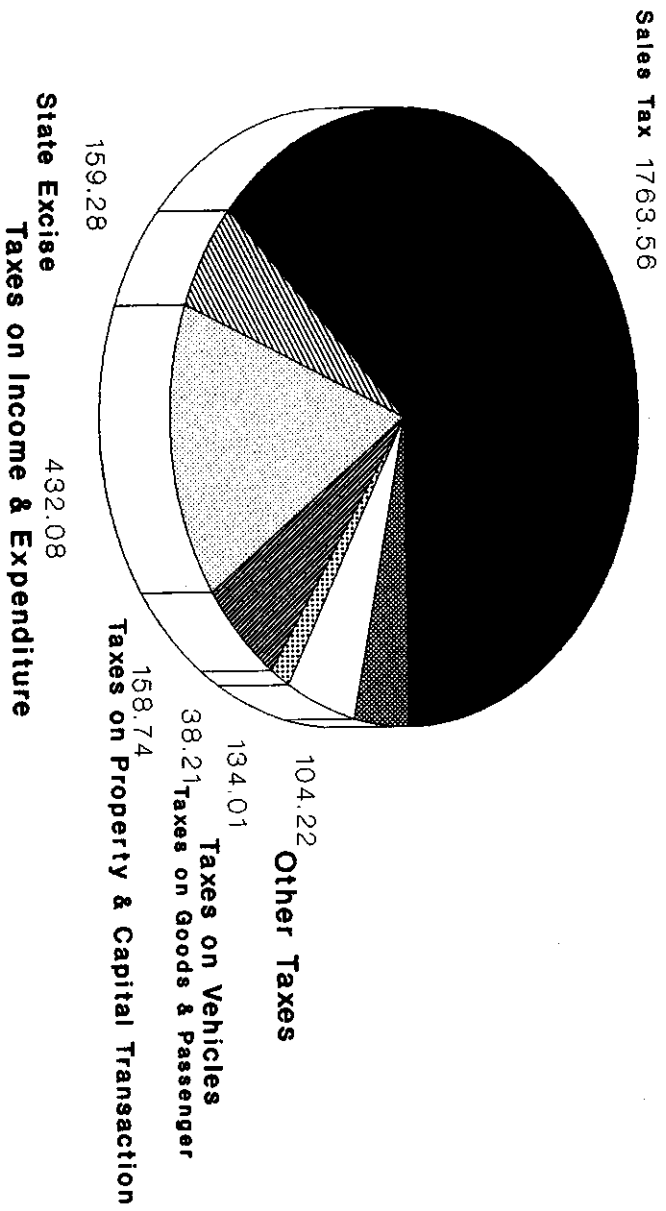
## STATEMENT

STATEMENT OF REVENUE AND EXPENDITURE  
EXPRESSED AS A PERCENTAGE

Heads - Revenue	Amount (in lakhs of rupees)	Percentage of total revenue	Percentage of total expenditure
(1)	(2)	(3)	(4)
A. Tax Revenue			
(i) Taxes on Income and Expenditure -			
Taxes on Income other than Corporation Tax	31,42.53	4.54	5.08
Other Taxes on Income and Expenditure	4,32.08	0.62	0.70
(ii) Taxes on Property and Capital Transactions -			
Land Revenue Stamps and Registration Fees	43.66 1,15.08	0.06 0.17	0.07 0.19
(iii) Taxes on Commodities and Services -			
State Excise	1,59.28	0.23	0.26
Sales Tax	17,63.56	2.55	2.85
Taxes on Vehicles	1,34.01	0.19	0.22
Taxes on Goods and Passengers	38.21	0.06	0.06
Taxes and Duties on Electricity	0.06	...	...
Other Taxes and Duties on Commodities and Services	1,04.16	0.15	0.17
Total : A. Tax Revenue	<u>59,32.63</u>	<u>8.57</u>	<u>9.60</u>
B. Non-Tax Revenue -			
(a) Fiscal Services	...	...	...
(b) Interest Receipts, Dividends and Profits	1,20.46	0.17	0.19
(c) Other Non-Tax Revenue			
(i) General Services	23,28.91	3.37	3.76
(ii) Social Services	4,66.34	0.68	0.75
(iii) Economic Services	16,34.13	2.36	2.64
Total: B. Non-Tax Revenue	<u>45,49.84</u>	<u>6.58</u>	<u>7.34</u>
C. Grants-in-Aid and Contributions	5,86,85.95	84.85	94.84
<b>Grand Total : Revenue</b>	<u>6,91,68.42</u>	<u>100.00</u>	<u>1,11.78</u>

**GROSS TAX REVENUE RAISED BY STATE GOVT.  
DURING 1995-96**

(Rupees in lakhs)



**Total Tax Revenue : Rs.2790.10**



No. 8

**UNDER DIFFERENT HEADS OF TOTAL  
REVENUE/EXPENDITURE**

Heads - Expenditure	Amount (in lakhs of rupees)	Percentage of total revenue	Percentage of total expenditure
(1)	(2)	(3)	(4)
A. General Services			
Fiscal Services -			
(ii) Collection of Taxes on Property and Capital Transactions -			
Land Revenue	4,58.84	0.66	0.74
Stamps and Registration	21.73	0.03	0.04
(iii) Collection of Taxes on Commodities and Services -			
State Excise	66.77	0.10	0.11
Sales Tax	74.70	0.11	0.12
Taxes on Vehicles	96.08	0.14	0.15
Other Taxes and Duties on Commodities and Services	4.87	0.01	0.01
(iv) Other Fiscal Services	19.63	0.03	0.03
Total : Fiscal Services	<u>7,42.62</u>	<u>1.08</u>	<u>1.20</u>
Interest Payments and Servicing of Debt	57,54.99	8.32	9.30
Organs of State	11,62.03	1.68	1.88
Administrative Services	1,00,22.69	14.49	16.20
Pension and Miscellaneous General Services	32,61.68	4.71	5.27
Total : A. General Services	<u>2,09,44.01</u>	<u>30.28</u>	<u>33.85</u>
B. Social Services			
(a) Education, Sports Art and Culture	1,50,05.25	21.69	24.25
(b) Health and Family Welfare	36,68.13	5.30	5.93
(c) Water Supply, Sanitation, Housing and Urban Development	15,01.38	2.17	2.43
(d) Information and Broadcasting	1,13.89	0.16	0.18
(e) Welfare of Scheduled Castes, Scheduled Tribes and other Backward Classes	14,63.04	2.12	2.36

## STATEMENT No. 8 - Concl'd.

STATEMENT OF REVENUE AND EXPENDITURE UNDER DIFFERENT HEADS OF TOTAL  
REVENUE/EXPENDITURE EXPRESSED AS A PERCENTAGE

Heads - Expenditure	Amount (in lakhs of rupees)	Percentage of total revenue	Percentage of total expenditure
(1)	(2)	(3)	(4)
(f) Labour and Labour Welfare	2,20.10	0.32	0.36
(g) Social Welfare and Nutrition	17,52.22	2.53	2.83
(h) Others	1,28.24	0.19	0.21
<b>Total: B. Social Services</b>	<b>2,38,52.25</b>	<b>34.48</b>	<b>38.55</b>
<b>C. Economic Services</b>			
(a) Agriculture and Allied Activities	69,59.62	10.06	11.25
(b) Rural Development	15,68.94	2.27	2.54
(c) Special Areas Programmes	83.16	0.12	0.13
(d) Irrigation and Flood Control	12,92.80	1.87	2.09
(e) Energy	31,26.39	4.52	5.05
(f) Industry and Minerals	14,44.36	2.09	2.33
(g) Transport	8,46.95	1.22	1.37
(h) Science, Technology and Environment	1,05.98	0.15	0.17
(i) General Economic Services	16,52.70	2.39	2.67
<b>Total: C. Economic Services</b>	<b>1,70,80.90</b>	<b>24.69</b>	<b>27.60</b>
<b>Grand Total :</b>			
<b>Expenditure (Revenue Account)</b>	<b>6,18,77.16</b>	<b>89.45</b>	<b>100.00</b>



## STATEMENT NO. 9

STATEMENT SHOWING THE DISTRIBUTION BETWEEN  
CHARGED AND VOTED EXPENDITURE

Particulars (1)	Actuals for 1995-96		
	Charged (2) Rs.	Voted (3) Rs.	Total (4) Rs.
Expenditure heads (Revenue Account)	60,24,90,246	5,58,52,25,566	6,18,77,15,812
Expenditure heads (Capital Account)	...	1,75,20,15,965	1,75,20,15,965
Disbursements under Public Debt and Loans and Advances*	70,80,32,026	3,35,95,402	74,16,27,428
Total :	<u>1,31,05,22,272</u>	<u>7,37,08,36,933</u>	<u>8,68,13,59,205</u>

\* The figures have been arrived as follows:-

	Charged expenditure Rs.	Voted expenditure Rs.
E. Public Debt - Internal Debt of the State Government	60,67,69,947	...
Loans and Advances from the Central Government	10,12,62,079	...
F. Loans and Advances	...	3,35,95,402
Total :	<u>70,80,32,026</u>	<u>3,35,95,402</u>

## STATEMENT NO.10

## DETAILED ACCOUNT OF REVENUE BY MINOR HEADS

Heads	Actuals for 1995-96 Rs.
<b>Receipt Heads (Revenue Account)</b>	
<b>A. Tax Revenue</b>	
<b>(a) Taxes on Income and Expenditure</b>	
<b>0021. Taxes on Income Other than Corporation Tax</b>	
901. Share of net proceeds assigned to States	31,42,52,855
Total: 0021	31,42,52,855
<b>0028. Other Taxes on Income and Expenditure</b>	
107. Taxes on Professions, Trades, Callings and Employment	4,32,08,258
Total:0028	4,32,08,258
<b>Total : (a) Taxes on Income and Expenditure</b>	<b>35,74,61,113</b>
<b>(b) Taxes on Property and Capital Transactions</b>	
<b>0029. Land Revenue</b>	
101. Land Revenue/Tax	40,96,702
103. Rates and Cesses on Land	66,936
106. Receipts on account of Survey and Settlement Operations	2,02,532
Total : 0029	43,66,170
<b>0030. Stamps and Registration Fees</b>	
<b>01. Stamps - Judicial</b>	
102. Sale of stamps	23,08,840
Total : 01	23,08,840
<b>02. Stamps - Non-Judicial</b>	
102. Sale of Stamps	73,96,550
Total : 02	73,96,550
<b>03. Registration Fees</b>	
104. Fees for registering documents	17,03,424
800. Other receipts	99,366
Total:03	18,02,790
Total:0030	1,15,08,180
<b>Total : (b) Taxes on Property and Capital Transactions</b>	<b>1,58,74,350</b>

## STATEMENT NO. 10 - Contd..

## DETAILED ACCOUNT OF REVENUE BY MINOR HEADS

Heads	Actuals for 1995-96 Rs.
<b>Receipt Heads (Revenue Account) - Contd..</b>	
<b>A. Tax Revenue - Concl'd.</b>	
<b>(c) Taxes on Commodities and Services</b>	
<b>0039. State Excise</b>	
101. Country Spirits	2,400
105. Foreign Liquors and spirits	1,23,55,544
150. Fines and confiscations	35,58,253
800. Other receipts	11,814
Total : 0039	<u>1,59,28,011</u>
<b>0040. Sales Tax</b>	
101. Central Sales Tax Act	1,75,22,423
102. Receipts under State Sales Tax Act	15,88,32,444
103. Taxes on Sales of Motor Spirit	505
107. Receipts on Turnover Tax	620
Total : 0040	<u>17,63,55,992</u>
<b>0041. Taxes on Vehicles</b>	
102. Receipts under the State Motor Vehicles Taxation Acts	1,34,01,112
Total : 0041	<u>1,34,01,112</u>
<b>0042. Taxes on Goods and Passengers</b>	
101. Tax Collections	34,68,114
103. Passanger Tax	3,53,282
Total : 0042	<u>38,21,396</u>
<b>0043. Taxes and Duties on Electricity</b>	
103. Fees for the electrical inspection of cinemas	2,943
101. Fees under the Indian Electrical Rules	2,710
Total : 0043	<u>5,653</u>
<b>0045. Other Taxes and Duties on Commodities and Services</b>	
101. Entertainment Tax	95,95,272
102. Betting Tax	5,184
103. Tax on Railway Passanger Fare	7,93,801
104. Foreign Trade Tax	6,703
800. Other receipts	14,648
Total : 0045	<u>1,04,15,608</u>
Total : (c) Taxes on Commodities and Services	<u>21,99,27,772</u>
Total : A. Tax Revenue	<u>59,32,63,235</u>

## STATEMENT NO. 10 - Contd..

## DETAILED ACCOUNT OF REVENUE BY MINOR HEADS

Heads	Actuals for 1995-96 Rs.
<b>Receipt Heads (Revenue Account) - Contd..</b>	
<b>B. Non-Tax Revenue - Concl'd.</b>	
<i>(b) Interest Receipts, Dividends and Profits</i>	
<b>B. Non-Tax Revenue</b>	
<b>0049. Interest Receipts</b>	
04. Interest Receipts of State/Union Territory Governments	
103. Interest from Departmental Commercial Undertakings	11,20,581
110. Interest realised on investment of Cash balances	93,35,875
195. Interest from Co-operative Societies	5,67,419
800. Other receipts	10,14,269
Total : 04	1,20,38,144
Total : 0049	1,20,38,144
<b>0050. Dividends and Profits</b>	
200. Dividends from other investments	8,400
Total : 0050	8,400
Total : (b) <i>Interest Receipts, Dividends and Profits</i>	1,20,46,544
Total : B. Non-Tax Revenue (a)+(b)	1,20,46,544
<b>(c) Other Non-Tax Revenue</b>	
<i>(i) General Services</i>	
<b>0051. State Public Service Commission</b>	
105. State PSC Examination Fees	15,68,773
Total : 0051	15,68,773
<b>0055. Police</b>	
101. Police supplied to other Govt.	3,32,979
102. Police supplied to other parties	7,08,596
103. Fees, Fines and Forfeiture	99,45,627
104. Receipts under Arms Acts	6,78,603
105. Receipts of State Head Quarters Police	88,396
800. Other receipts	1,13,48,856
Total : 0055	2,31,03,057
<b>0056. Jails</b>	
102. Sale of Jail Manufactures	18,239
800. Other receipts	12,189
Total : 0056	30,428

## STATEMENT NO. 10 - Contd..

DETAILED ACCOUNT OF REVENUE BY MINOR HEADS		Actuals for
Heads		1995-96
		Rs.
Receipt Heads (Revenue Account) - Contd..		
B. Non-Tax Revenue - Contd..		
(c) Other Non-Tax Revenue - Contd..		
(i) General Services - Concl'd.		
<b>0058. Stationery and Printing</b>		
102. Sale of Gazettes		3,05,818
200. Other Press Receipts		2,27,811
800. Other receipts		2,004
	Total : 0058	<u>5,35,633</u>
<b>0059. Public Works</b>		
01. Office Buildings		1,06,20,930
011. Rents		49,68,397
102. Hire charges of Machinery and Equipment		4,88,205
103. Recovery of percentage charges		58,10,882
800. Other receipts		
	Total : 01	<u>2,18,88,414</u>
	Total : 0059	<u>2,18,88,414</u>
<b>0070. Other Administrative Services</b>		
01. Administration of Justice		1,61,265
102. Fines and Forfeitures		27,16,350
800. Other receipts		
	Total : 01	<u>28,77,615</u>
02. Elections		
101. Sale proceeds of election forms and documents		27,60,201
104. Fees, Fines and Forfeitures		42,26,123
800. Other receipts		55,96,354
	Total : 02	<u>1,25,82,678</u>
60. Other Services		
107. Passport and visa fees		10,000
115. Receipts from Guest Houses, Government Hostels, etc.		36,97,369
800. Other receipts		71,25,100
	Total : 60	<u>1,08,32,469</u>
	Total : 0070	<u>2,62,92,762</u>
<b>0071. Contributions and Recoveries towards Pension and Other Retirement Benefits</b>		
01. Civil		
101. Subscriptions and Contributions		8,89,594
	Total : 0071	<u>8,89,594</u>

## STATEMENT NO. 10 - Contd..

## DETAILED ACCOUNT OF REVENUE BY MINOR HEADS

Heads	Actuals for 1995-96 Rs.
<b>Receipt Heads (Revenue Account) - Contd..</b>	
<b>B. Non-Tax Revenue - Contd..</b>	
0075. <b>Miscellaneous General Services</b>	
103. State Lotteries	15,84,13,569
800. Other receipts	<u>1,69,030</u>
Total : 0075	<u>15,85,82,599</u>
Total : (i) General Services	<u>23,28,91,260</u>
 <b>(c) Other Non-Tax Revenue - Contd..</b>	
<b>(ii) Social Services</b>	
0202. <b>Education, Sports, Art and Culture</b>	
01. <i>General Education</i>	
101. Elementary Education	<u>1,64,93,803</u>
Total : 01	<u>1,64,93,803</u>
Total : 0202	<u>1,64,93,803</u>
0210. <b>Medical and Public Health</b>	
01. <i>Urban Health Services</i>	
020. Receipts from Patients for hospital and dispensary services	<u>28,23,936</u>
Total : 01	<u>28,23,936</u>
04. <i>Public Health</i>	
104. Fees and Fines etc.	70,013
800. Other receipts	<u>3,31,503</u>
Total: 04	<u>4,01,516</u>
0210. <b>Medical and Public Health - Concl'd.</b>	
80. <i>General</i>	
800. Other receipts	<u>9,49,388</u>
Total : 80	<u>9,49,388</u>
Total : 0210	<u>41,74,840</u>
0211. <b>Family Welfare</b>	
800. Other Receipts	<u>77,725</u>
Total : 0211	<u>77,725</u>

## STATEMENT NO. 10 - Contd..

## DETAILED ACCOUNT OF REVENUE BY MINOR HEADS

Heads	Actuals for 1995-96 Rs.
<b>Receipt Heads (Revenue Account) - Contd..</b>	
<b>B. Non-Tax Revenue - Contd..</b>	
<i>(c) Other Non-Tax Revenue - Contd..</i>	
<i>(ii) Social Services - Contd..</i>	
<b>0215. Water Supply and Sanitation</b>	
01. <i>Water Supply</i>	
101. Services and Service Fees	1,19,012
102. Receipts from Rural Water Supply Schemes	1,00,446
103. Receipts from Urban Water Supply Schemes	21,66,406
104. Fees, Fines etc.	1,33,870
800. Other receipts	4,10,648
Total : 01	<u>29,30,382</u>
02. <i>Sewerage and Sanitation</i>	
103. Receipts from Sewerage Scheme	15,834
104. Fees, Fines etc.	61,331
501. Services and Service Fees	6,72,013
800. Other receipts	1,72,366
Total : 02	<u>9,21,544</u>
Total : 0215	<u>38,51,926</u>
<b>0216. Housing</b>	
01. <i>Government Residential Buildings</i>	
106. General Pool accommodation	28,30,636
800. Other receipts	2,000
Total : 01	<u>28,32,636</u>
Total : 0216	<u>28,32,636</u>
<b>0217. Urban Development</b>	
60. <i>Other Urban Development Schemes</i>	
800. Other receipts	9,78,954
Total : 0217	<u>9,78,954</u>
<b>0220. Information and Publicity</b>	
60. <i>Others</i>	
800. Other receipts	2,51,299
Total : 0220	<u>2,51,299</u>
<b>0230. Labour and Employment</b>	
800. Other receipts	38,757
Total : 0230	<u>38,757</u>

## STATEMENT NO. 10 - Contd..

## DETAILED ACCOUNT OF REVENUE BY MINOR HEADS

Heads	Actuals for 1995-96 Rs.
<b>Receipt Heads (Revenue Account) - Contd..</b>	
<b>B. Non-Tax Revenue - Contd..</b>	
<b>(c) Other Non-Tax Revenue - Contd..</b>	
<b>(ii) Social Services - Concl'd.</b>	
<b>0235. Social Security and Welfare</b>	
60. Other Social Security and Welfare Programmes	
800. Other receipts	1,79,34,228
Total : 0235	1,79,34,228
Total : (ii) Social Services	4,66,34,168
Total : (i) + (ii)	27,95,25,428
<b>(iii) Economic Services</b>	
<b>0401. Crop Husbandry</b>	
103. Seeds	1,86,401
104. Receipts from Agricultural Farms	38,032
105. Sale of Manures and Fertilisers	1,200
107. Receipts from Plant Protection Services	1,42,417
119. Receipts from Horticulture and Vegetable crops	6,50,135
800. Other receipts	6,75,456
Total : 0401	16,93,641
<b>0403. Animal Husbandry</b>	
103. Receipts from Poultry Development	8,63,950
800. Other receipts	3,99,340
Total : 0403	12,63,290
<b>0404. Dairy Development</b>	
102. Receipts from Dairy Development Projects	11,96,002
Total : 0404	11,96,002
<b>0405. Fisheries</b>	
101. Rents	1,95,363
102. Licence Fees, Fines etc.	1,64,599
103. Sale of fish, fish seeds etc.	1,01,163
110. Grants from ICAR	3,085
501. Service and Service Fees	10,881
800. Other receipts	2,00,313
Total : 0405	6,75,404
<b>0406. Forestry and Wild Life</b>	
01. Forestry	
800. Other receipts	2,30,04,357
Total : 0406	2,30,04,357



## STATEMENT NO. 10 - Contd..

## DETAILED ACCOUNT OF REVENUE BY MINOR HEADS

Heads	Actuals for 1995-96 Rs.
<b>Receipt Heads (Revenue Account) - Contd..</b>	
<b>B. Non-Tax Revenue - Contd..</b>	
<b>(c) Other Non-Tax Revenue - Contd..</b>	
<b>(iii) Economic Services - Contd..</b>	
<b>0408. Food Storage and Warehousing</b>	
800. Other receipts	17,870
Total : 0408	<u>17,870</u>
<b>0425. Co-operation</b>	
800. Other receipts	4,88,925
Total : 0425	<u>4,88,925</u>
<b>0435. Other Agricultural Programmes</b>	
501. Other Services and Service Fees	22,688
800. Other receipts	1,34,540
Total : 0435	<u>1,57,228</u>
<b>0515. Other Rural Development Programmes</b>	
102. Receipt from Community Development Project	3,09,05,940
Total : 0515	<u>3,09,05,940</u>
<b>0701. Major and Medium Irrigation</b>	
02. Major Irrigation, Non Commercial	
800. Other receipts	30,90,190
Total : 02	<u>30,90,190</u>
80. General	
800. Other receipts	38,221
Total : 0701	<u>31,28,411</u>

## STATEMENT NO. 10 - Contd..

## DETAILED ACCOUNT OF REVENUE BY MINOR HEADS

Heads	Actuals for 1995-96 Rs.
<b>Receipt Heads (Revenue Account) - Contd..</b>	
<b>B. Non-Tax Revenue - Contd..</b>	
<b>(c) Other Non-Tax Revenue - Contd..</b>	
<b>(iii) Economic Services - Contd..</b>	
0702. Minor Irrigation	
03. Command Area Development	
800. Other receipts	1,21,775
Total : 0702	<u>1,21,775</u>
<b>0801. Power</b>	
01. <i>Hydel Generation</i>	
80. General	16,20,689
800. Other receipts	9,08,48,134
Total : 0801	<u>9,24,68,823</u>
<b>0802. Petroleum</b>	
800. Other receipts	15,705
Total : 0802	<u>15,705</u>
<b>0810. Non Conventional Sources of Energy</b>	
800. Other receipts	5,37,849
Total : 0810	<u>5,37,849</u>
<b>0851. Village and Small Industries</b>	
101. Industrial Estates	16,09,922
800. Other receipts	50,03,250
Total : 0851	<u>66,13,172</u>
<b>0852. Industries</b>	
08. <i>Consumer Industries</i>	
800. Other receipts	3,162
Total : 0852	<u>3,162</u>
<b>0853. Non-Ferrous Mining and Metallurgical Industries</b>	
800. Other receipts	39,626
Total : 0853	<u>39,626</u>

STATEMENT NO. 10 - *Contd..*

## DETAILED ACCOUNT OF REVENUE BY MINOR HEADS

Heads	Actuals for 1995-96 Rs.
<b>Receipt Heads (Revenue Account) - <i>Contd..</i></b>	
<b>B. Non-Tax Revenue - <i>Concl'd.</i></b>	
<i>(c) Other Non-Tax Revenue - <i>Concl'd.</i></i>	
<i>(iii) Economic Services - <i>Concl'd.</i></i>	
<b>0875. Other Industries</b>	
02. Other Industries	
800. Other receipts	113
Total : 0875	113
<b>1054. Roads and Bridges</b>	
102. Tools on roads	15,858
800. Other receipts	5,31,641
Total : 1054	5,47,499
<b>1425. Other Scientific Research</b>	
800. Other receipts	2,09,216
Total : 1425	2,09,216
<b>1452. Tourism</b>	
103. Receipt from Tourist Transport	28,722
104. Promotion and Publicity	1,20,612
105. Rent and Catering Receipts	13,517
800. Other receipts	7,352
Total : 1452	1,70,203
<b>1475. Other General Economic Services</b>	
106. Fees for stamping weights and measures	1,54,392
800. Other receipts	150
Total : 1475	1,54,542
Total : (iii) Economic Services	16,34,12,753
Total : <i>(c) Other Non-Tax Revenue</i>	44,29,38,181
Total : <b>B. Non-Tax Revenue</b>	45,49,84,725
<b>C. Grants-In-Aid And Contributions</b>	
<b>1601. Grants-in-aid from Central Government</b>	
01. <i>Non-Plan Grants</i>	
102. Grants in lieu of Tax on Railway Passenger Fares	8,00,000
104. Grants under the Provisio to Art. 275(1) of the Constitution	1,57,43,00,000
109. Grants toward contribution to Calamity Relief Fund	1,76,00,000

## STATEMENT NO. 10 - Contd..

## DETAILED ACCOUNT OF REVENUE BY MINOR HEADS

Heads	Actuals for 1995-96 Rs.
<b>Receipt Heads (Revenue Account) - Contd..</b>	
<b>C. Grants-In-Aid And Contributions - Contd..</b>	
1601. Grants-in-aid from Central Government - Contd..	
01. Non-Plan Grants -Concl'd.	
Non-Conventional Energy Sources -	
101. Choolah	4,99,646
Sports and Youths Services -	
103. Youth Welfare Programme for Non-Students	15,000
Election -	
800. Other Grants	15,00,000
Police -	
101. Criminal Investigation and Vigilance	6,34,000
115. Modernisation of Police Force	17,31,500
800. Other Grants	1,00,00,000
Art & Culture -	
102. Promotion of Art & Culture	72,000
Village and Small Industries -	
103. Handloom Industries	26,05,567
Secondary Education -	
107. Scholarship	58,900
Total : 01	1,60,98,16,613
02. Grants for State/Union Territory Plan Schemes	
101. Block Grants	2,35,53,11,400
Social Welfare -	
102. Child Welfare	8,00,000
104. Grants under Provisio to Art.275(1) of the Constitution Welfare of Scheduled Tribes and Scheduled Castes -	69,00,000
793. Special Central Assistnce for Scheduled Castes component plan	67,850
794. Special Central Assistance for Tribal Sub-Plan	5,74,53,000
Soil and Water Conservation -	
102.	5,00,00,000
Total : 02	2,47,05,32,250
03. Grants for Central Plan Schemes	
Sports and Youth Services -	
102. Youth Welfare Programme for Students	5,55,400
Art & Culture -	
102. Promotion of Art & Culture	1,50,000
Language Development -	
103. Sanskrit Education	3,660
Public Health -	
101. Prevention & Control of Diseases	2,11,980
Welfare of Scheduled Caste -	
793. Special Central Assistance for Scheduled Caste Component Plan	5,22,000

## STATEMENT NO. 10 - Contd..

## DETAILED ACCOUNT OF REVENUE BY MINOR HEADS

Heads	Actuals for 1995-96 Rs.
<b>Receipt Heads (Revenue Account) - Contd..</b>	
<b>C. Grants-In-Aid And Contributions - Contd..</b>	
1601. <b>Grants-in-aid from Central Government - Contd..</b>	
03. <i>Grants for Central Plan Schemes - Concl'd.</i>	
Secondary Education -	
107. Scholarship	2,74,235
800. Other Grants	9,77,000
Animal Husbandary -	
800. Other Grants	20,30,000
Bio Energy -	
103. Wind	88,375
600. Other Sources of Energy	20,00,000
800. Other Grants	10,22,400
Crop Husbandry -	
102. Food Grain Crops	13,00,000
103. Seeds	53,000
107. Plant Protection	15,00,000
119. Horticulture and Vegetable Crops	1,50,94,000
Social Welfare -	
102. Child Welfare	2,97,163
Jails -	
800. Other Grants	4,35,000
Waste Land Development -	
101. National Waste Land Development Programme	2,27,70,000
Agriculture -	
102. Soil and Water Conservation	3,17,000
103. Development of Oil Seeds	75,500
Village & Small Industries -	
102. Small Scale Industries	6,16,000
Surveys and Statistics -	
112. Economic Advice and Statistics	26,00,000
Fisheries -	
101. Inland Fisheries	20,00,000
Forestry and Wild Life -	
102. Social and Farm Forestry	52,00,000
800. Other Grants	60,25,000
Total:03	
<hr/>	
04. <i>Grants for Centrally Sponsored Plan Schemes</i>	
Language Development -	
052. Equipment	11,49,400
102. Promotion of MIL and Literature	92,94,744
Elementary Education -	
105. Non Formal Education	1,04,14,000
107. Teachers' Training	2,65,17,000
800. Other Grants	8,40,000
Secondary Education -	
052. Equipment	16,00,000
800. Other Grants	35,24,000

## STATEMENT NO. 10 - Contd..

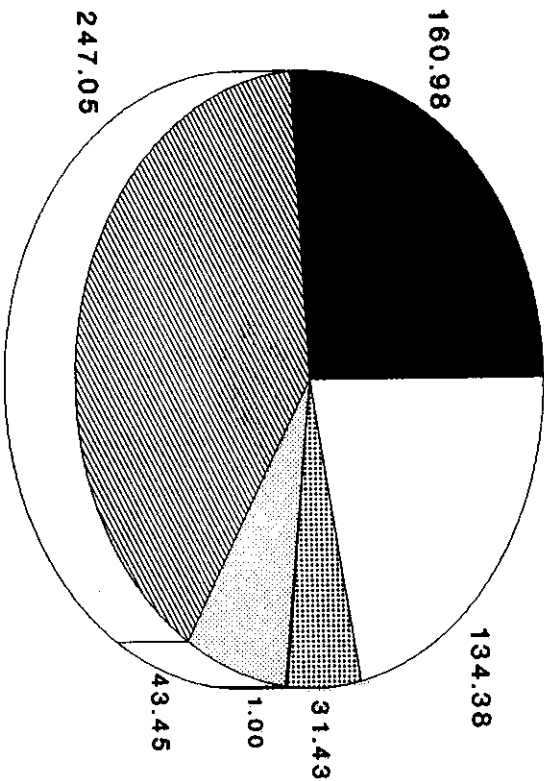
## DETAILED ACCOUNT OF REVENUE BY MINOR HEADS

Heads	Actuals for 1995-96 Rs.
<b>Receipt Heads (Revenue Account) - Contd..</b>	
<b>C. Grants-In-Aid And Contributions - Contd..</b>	
1601. Grants-in-aid from Central Government - Contd..	
04. Grants for Centrally Sponsored Plan Schemes - Contd..	
Adult Education -	
200. Other Adult Education Programmes	16,26,163
Administration of Justice -	
800. Other Grants	34,00,000
Sports and Youth Services -	
103. Youth Welfare Programmes for non-students	67,200
Public Health -	
101. Prevention and Control of Diseases	3,22,98,372
Family Welfare -	
001. Direction and Administration	85,50,000
003. Training	38,81,000
004. Research and Evaluation	8,000
101. Rural Family Welfare Services	1,81,59,000
102. Urban Family Welfare Services	17,00,000
103. Maternity and Child Health	1,02,86,000
104. Transport	7,63,000
105. Compensation	6,00,000
106. Mass Education	14,39,000
108. Selected Area Programmes	15,00,000
800. Other Grants	2,36,28,000
Sewerage and Sanitation Services -	
105. Sanitation Services	31,00,000
Water Supply -	
101. Urban Water Supply Programmes	39,00,000
102. Rural Water Supply Programmes	4,25,17,665
Welfare of Scheduled Tribes -	
277. Education	48,200
800. Other Grants	44,88,000
Crop Husbandry -	
105. Manures and Fertilisers	7,82,000
108. Commercial Crops	13,27,000
112. Development of Pulses	22,50,000
Labour and Employment -	
003. Training of Craftsman and Supervisor	2,99,212
Animal Husbandry -	
101. Veterinary Services and Animal Health	16,50,000
102. Cattle and Buffalo Development	1,50,000
105. Piggers Development	12,50,000
106. Other Livestock Development	14,58,000
107. Fodder and Feed Development	26,15,000
800. Other Grants	1,00,000
Fisheries -	
101. Inland Fisheries	8,00,000
103. Marine Fisheries	12,87,500
Welfare of Backward Classes -	
800. Other Grants	1,82,90,000


# ASSISTANCE FROM GOVT. OF INDIA 1995-96

(Rupees in Crores)

Total : Rs.618.29



- Grants for Non Plan Schemes
  Grants for Special Plan Schemes
- Grants for State Plan Schemes
  Taxes on Income other than Corporation Tax
- Grants for Central and Centrally Sponsored Plan Schemes
  Union Excise Duties





## STATEMENT NO. 10 - Concl'd.

## DETAILED ACCOUNT OF REVENUE BY MINOR HEADS

Heads	Actuals for 1995-96 Rs.
<b>Receipt Heads (Revenue Account) - Contd..</b>	
<b>C. Grants-In-Aid And Contributions - Contd..</b>	
04. Grants for Centrally Sponsored Plan Schemes - Concl'd. Social Welfare -	
101. Welfare of Handicapped	3,58,862
102. Child Welfare	4,73,84,000
Forestry -	
102. Social and Farm Forestry	
Environmental Forestry	60,00,000
Wild Life -	
110. Wild Life Preservation	29,74,000
Bio Energy -	
101. National Programme for Biogas Development	2,82,000
Civil Supply -	
800. Other Grants	1,30,89,500
Village and Small Industries -	
003. Training	2,48,973
103. Handloom Industries	2,03,75,000
Integrated Dev. of Small and Medium Town -	
800. Other Grants	10,00,000
Agriculture -	
108. Assistance to Co-operatives	16,40,000
114. Development of Oil Seeds	1,57,58,300
800. Other Grants	3,50,000
Other Urban Development Programme -	
800. Other Grants	11,00,000
Command Area Development -	
800. Other Grants	1,02,04,000
Total : 04	36,83,22,091
05. Grants for Special Plan Schemes	
101. Schemes of North Eastern Council	1,00,06,135
Total: 05	1,00,06,135
Total : 1601	4,52,47,94,802
1603. States' Share of Union Excise Duties	
101. States' Share of Basic Union Excise Duties	1,29,34,00,000
103. Additional Excise Duties in lieu of Sales Tax	5,04,00,000
Total : 1603	1,34,38,00,000
<b>TOTAL : C. GRANTS-IN-AID AND CONTRIBUTIONS</b>	<b>5,86,85,94,802</b>
<b>TOTAL : RECEIPT HEADS (REVENUE ACCOUNT)</b>	<b>6,91,68,42,762</b>

## STATEMENT

## DETAILED ACCOUNT OF EXPENDITURE

(Figures in italics represent

Heads

Actuals

Non-Plan

(1)

(2)

Rs.

**EXPENDITURE HEADS**

(REVENUE ACCOUNT)

**A. GENERAL SERVICES****(a) Organs of State****2011. Parliament/State/Union  
Territory  
Legislatures****02. State/Union Territory  
Legislatures****101. Legislative  
Assembly**

7,51,290

95,55,781

**103. Legislative Secretariat**

1,98,98,198

**104. Legislator's Hostel**

6,54,433

**800. Other expenditure**

28,050

7,51,290

Total : 2011

3,01,36,462

**2012. President, Vice President/  
Governor, Administrator  
of Union Territories****03. Governor/Administrator  
of Union Territories -****090. Secretariat**

35,43,125

**101. Emoluments and allowances  
of the Governor/Administrator  
of Union Territories**

15,000

**102. Discretionary Grants**

5,84,990

**103. Household Establishment**

26,864

**105. Medical Facilities**

17,50,196

**106. Entertainment Expenses**

10,015

90,701

68,498

**107. Expenditure from Contract  
Allowance**

2,19,978

**108. Tour expenses**

7,23,034

**800. Other expenditure**

2,99,014

Total : 2012

73,31,415

NO. 11

## BY MINOR HEADS

charged expenditure)

for 1995-96

Plan	Centrally Spon- sored Plan Schemes (including NEC, Central Plan and Sub-Plan Schemes)	Total
(3)	(4)	(5)
Rs.	Rs.	Rs.
...	...	7,51,290
...	...	95,55,781
...	...	1,98,98,198
...	...	6,54,433
...	...	28,050
-----	-----	-----
...	...	7,51,290
-----	-----	3,01,36,462
-----	-----	-----
...	...	35,43,125
...	...	15,000
...	...	5,84,990
...	...	26,864
...	...	17,50,196
...	...	10,015
...	...	90,701
...	...	68,498
...	...	2,19,978
...	...	7,23,034
...	...	2,99,014
-----	-----	-----
...	...	73,31,415
-----	-----	-----

## STATEMENT

## DETAILED ACCOUNT OF EXPENDITURE

(Figures in italics represent

Heads

Actuals

Non-Plan

(1)

(2)

Rs.

**A. GENERAL SERVICES - Contd..****(a) Organs of State - Concl'd.****2013. Council of Ministers**

101. Salary of Ministers and Deputy Ministers	17,34,219
105. Discretionary grants by Ministers	7,42,441
108. Tour expenses	14,91,184
800. Other expenditure	1,03,37,483

Total : 2013

1,43,05,327

**2014. Administration of Justice**

102. High Courts	1,38,95,362
103. Special Courts	39,40,040
105. Civil and Session Courts	1,16,02,893
114. Legal Advisers and Counsels	52,21,231

Total : 2014

1,38,95,362  
2,07,64,164**2015. Elections**

101. Election Commission	59,04,475
102. Electoral Officers	83,18,298
103. Preparation and Printing of Electoral rolls	57,61,038
105. Charges for conduct of Elections to Parliament	3,41,297
106. Charges for conduct of elections to State/Union Territory Legislature	86,93,510

Total : 2015

2,90,18,618

**Total (a) Organs of State**2,19,78,067  
9,42,24,571

NO. 11

BY MINOR HEADS - Contd..

charged expenditure)

for 1995-96

Plan	Centrally Spon- sored Plan Schemes (including NEC, Central Plan and Sub-Plan Schemes)	Total
(3)	(4)	(5)
Rs.	Rs.	Rs.
...	...	17,34,219
...	...	7,42,441
...	...	14,91,184
...	...	1,03,37,483
...	...	<u>1,43,05,327</u>
...	...	1,38,95,362
...	...	39,40,040
...	...	1,16,02,893
...	...	52,21,231
...	...	<u>1,38,95,362</u>
...	...	<u>2,07,64,164</u>
...	...	59,04,475
...	...	83,18,298
...	...	57,61,038
...	...	3,41,297
...	...	86,93,510
...	...	<u>2,90,18,618</u>
...	...	2,19,78,067
...	...	<u>9,42,24,571</u>

## STATEMENT

## DETAILED ACCOUNT OF EXPENDITURE

(Figures in italics represent

Heads

Actuals

Non-Plan

(1)

(2)

Rs.

**A. GENERAL SERVICES - Contd..****(b) Fiscal Services**(ii) Collection of Taxes on Property and  
Capital Transactions**2029. Land Revenue**

001. Direction and Administration	1,11,94,110
101. Collection Charges	1,55,93,098
102. Survey and Settlement Operations	65,59,215
103. Land Records	86,71,534
104. Management of Government Estates	...

Total : 2029

4,20,17,957

**2030. Stamps and Registration**

02. Stamps - Non-Judicial

101. Cost of Stamps	2,42,457
---------------------	----------

Total : 02

2,42,457

03. Registration

001. Direction and Administration	19,30,505
-----------------------------------	-----------

Total : 03

19,30,505

Total : 2030

21,72,962

Total : (ii) Collection of Taxes on  
Property and Capital Transactions

4,41,90,919

(iii) Collection of Taxes on  
Commodities and Services**2039. State Excise**

001. Direction and Administration	66,77,032
-----------------------------------	-----------

Total : 2039

66,77,032

NO. 11

BY MINOR HEADS - Contd..

charged expenditure)

for 1995-96

Plan (3) Rs.	Centrally Spon- sored Plan Schemes (including NEC, Central Plan and Sub-Plan Schemes) (4) Rs.	Total (5) Rs.
...	...	1,11,94,110
...	...	1,55,93,098
32,15,059	6,50,704	1,04,24,978
...	...	86,71,534
...	...	...
<u>32,15,059</u>	<u>6,50,704</u>	<u>4,58,83,720</u>
...	...	2,42,457
...	...	2,42,457
...	...	19,30,505
...	...	19,30,505
...	...	21,72,962
<u>32,15,059</u>	<u>6,50,704</u>	<u>4,80,56,682</u>
...	...	66,77,032
...	...	66,77,032

## STATEMENT

## DETAILED ACCOUNT OF EXPENDITURE

(Figures in italics represent

Heads

Actuals

Non-Plan

(1)

(2)

Rs.

<b>A. GENERAL SERVICES - Contd..</b>	
<b>(b) Fiscal Services - Contd..</b>	
<b>2040. Sales Tax</b>	
001. Direction and Administration	10,31,173
101. Collection Charges	64,39,078
Total : 2040	<u>74,70,251</u>
<b>2041. Taxes on Vehicles</b>	
001. Direction and Administration	10,42,986
101. Collection Charges	62,18,000
800. Other expenditure	...
Total : 2041	<u>72,60,986</u>
<b>2045. Other Taxes and Duties on Commodities and Services</b>	
101. Collection Charges - Entertainment Tax	4,87,357
Total : 2045	<u>4,87,357</u>
Total : (iii) Collection of Taxes on Commodities and Services	<u>2,18,95,626</u>
(iv) Other Fiscal Services	
<b>2047. Other Fiscal Services</b>	
103. Promotion of Small Savings	19,63,349
Total : 2047	<u>19,63,349</u>
Total: (iv) Other Fiscal Services	<u>19,63,349</u>
<b>Total : (b) Fiscal Services</b>	<u>6,80,49,894</u>



NO. 11

BY MINOR HEADS - Contd..  
 charged expenditure)

for 1995-96

Plan (3) Rs.	Centrally Spon- sored Plan Schemes (including NEC, Central Plan and Sub-Plan Schemes) (4) Rs.	Total (5) Rs.
...	...	10,31,173
...	...	64,39,078
...	...	74,70,251
...	...	10,42,986
...	...	62,18,000
23,46,683	...	23,46,683
23,46,683	...	96,07,669
..	...	4,87,357
..	...	4,87,357
23,46,683	...	2,42,42,309
...	...	19,63,349
...	...	19,63,349
...	...	19,63,349
55,61,742	6,50,704	7,42,62,340

## STATEMENT

DETAILED ACCOUNT OF EXPENDITURE  
(Figures in italics represent

Heads	<i>Actuals</i>
(1)	Non-Plan (2) Rs.
<b>A. GENERAL SERVICES - Contd..</b>	
<b>(c) Interest payments and servicing of Debt</b>	
<b>2049. Interest Payments</b>	
01. <i>Interest on Internal Debt</i>	
101. Interest on Market Loans	15,75,26,642
200. Interest on Other Internal Debts	9,03,02,441
305. Management of Debt	2,19,965
	<hr/>
Total:01.	24,80,49,048
	<hr/>
03. <i>Interest on Small Savings, Provident Funds etc.</i>	
104. Interest on State Provident Funds	14,91,72,113
	<hr/>
Total : 03.	14,91,72,113
	<hr/>
04. <i>Interest on Loans and Advances from Central Government</i>	
101. Interest on Loans for State/ Union Territory Plan Schemes	8,62,50,926
102. Interest on Loans for Central Plan Schemes	2,17,072
103. Interest on Loans for Centrally Sponsored Plan Schemes	68,74,144
104. Interest on Loans for Non-Plan Schemes	5,76,15,452
105. Interest on Loans for Special Plan Schemes	52,92,103
107. Interest on Pre-1984-85 Loans	2,20,27,804
108. Interest on 84-89 Loans	...
	<hr/>
Total : 04.	17,82,77,501
	<hr/>
Total : 2049	57,54,98,662
	<hr/>
<b>Total : (c) Interest Payments and Servicing of Debt</b>	<b>57,54,98,662</b>
	<hr/>

NO. 11

BY MINOR HEADS - Contd..  
 charged expenditure)

for 1995-96

Plan	Centrally Spon- sored Plan Schemes (including NEC, Central Plan and Sub-Plan Schemes)	Total
(3) Rs.	(4) Rs.	(5) Rs.
...	...	15,75,26,642
...	...	9,03,02,441
...	...	2,19,965
...	...	24,80,49,048
...	...	14,91,72,113
...	...	14,91,72,113
...	...	8,62,50,926
...	...	2,17,072
...	...	68,74,144
...	...	5,76,15,452
...	...	52,92,103
...	...	2,20,27,804
...	...	...
...	...	17,82,77,501
...	...	57,54,98,662
...	...	57,54,98,662

**STATEMENT**  
**DETAILED ACCOUNT OF EXPENDITURE**  
(Figures in italics represent

*Heads*

*Actuals*

Non-Plan

(1)	(2) Rs.
<b>A. GENERAL SERVICES - Contd..</b>	
<b>(d) Administrative Services</b>	
<b>2051. Public Service Commission</b>	
102. State Public Service Commission	42,82,000
Total : 2051	<u>42,82,000</u>
<b>2052. Secretariat-General Services</b>	
090. Secretariat	5,57,81,302
092. Other Offices	8,38,577
099. Board of Revenue	9,36,787
Total : 2052	<u>5,75,56,666</u>
<b>2053. District Administration</b>	
093. District Establishments	2,40,84,523
094. Other Establishments	2,58,03,888
Total : 2053	<u>4,98,88,411</u>
<b>2054. Treasury and Accounts Administration</b>	
095. Directorate of Accounts and Treasuries	4,75,947
097. Treasury Establishment	1,31,58,166
098. Local Fund Audit	28,87,069
Total : 2054	<u>1,65,21,182</u>
<b>2055. Police</b>	
001. Direction and Administration	15,87,04,787
003. Education and Training	99,13,091
101. Criminal Investigation and Vigilance	2,86,47,947
104. Special Police	31,17,66,937
109. District Police	17,16,87,505
114. Wireless and Computers	3,07,08,679
115. Modernisation of Police Force	43,43,792
116. Forensic Science	11,37,568
Total : 2055	<u>71,69,10,306</u>

NO. 11

BY MINOR HEADS - Contd..

charged expenditure)

for 1995-96

Plan	Centrally Spon- sored Plan Schemes (including NEC, Central Plan and Sub-Plan Schemes)	Total
(3) Rs.	(4) Rs.	(5) Rs.
...	...	42,82,000
...	...	42,82,000
...	...	5,57,81,302
...	...	8,38,577
...	...	9,36,787
...	...	5,75,56,666
...	...	2,40,84,523
...	...	2,58,03,888
...	...	4,98,88,411
21,26,999	...	26,02,946
...	...	1,31,58,166
3,69,967	...	32,57,036
24,96,966	...	1,90,18,148
...	...	15,87,04,787
...	...	99,13,091
...	...	2,86,47,947
...	...	31,17,66,937
...	...	17,16,87,505
...	...	3,07,08,679
...	...	43,43,792
...	...	11,37,568
...	...	71,69,10,306

## STATEMENT

## DETAILED ACCOUNT OF EXPENDITURE

(Figures in italics represent

Heads

Actuals

Non-Plan

(1)	(2)
	Rs.
<b>A. GENERAL SERVICES - Contd..</b>	
<i>(d) Administrative Services - Contd..</i>	
<b>2056. Jails</b>	
001. Direction and Administration	7,78,532
101. Jails	2,12,48,322
102. Jail Manufactures	10,301
800. Other expenditure	10,89,150
Total : 2056	<u>2,31,26,305</u>
<b>2058. Stationery and Printing</b>	
101. Purchase and Supply of Stationery Stores	9,60,588
102. Printing, Storage and Distribution of Forms	...
103. Government Presses	72,46,000
Total : 2058	<u>82,06,588</u>
<b>2059. Public Works</b>	
01. Office Buildings	...
053. Maintenance and Repairs	...
Total : 01	<u>...</u>
60. Other Buildings	...
053. Maintenance and Repairs	...
Total : 60	<u>...</u>
80. General	
001. Direction and Administration	3,08,78,870
052. Machinery and Equipment	3,21,170
103. Furnishings	80,830
105. Public Works Workshops	1,85,95,508

NO. 11

BY MINOR HEADS - Contd..

charged expenditure)

for 1995-96

Plan	Centrally Spon- sored Plan Schemes (including NEC, Central Plan and Sub-Plan Schemes)	Total
(3)	(4)	(5)
Rs.	Rs.	Rs.
...	...	7,78,532
...	...	2,12,48,322
3,460	...	13,761
12,40,557	...	23,29,707
<u>12,44,017</u>	<u>...</u>	<u>2,43,70,322</u>
...	...	9,60,588
21,27,744	...	21,27,744
27,08,346	...	99,54,346
<u>48,36,090</u>	<u>...</u>	<u>1,30,42,678</u>
...	...	...
...	...	...
...	...	...
...	...	...
56,36,213	...	3,65,15,083
...	...	3,21,170
...	...	80,830
...	...	1,85,95,508

**STATEMENT**  
**DETAILED ACCOUNT OF EXPENDITURE**  
(Figures in italics represent

Heads

Actuals

Non-Plan

(1)

(2)

Rs.

<b>A. GENERAL SERVICES - Contd..</b>	
<b>(d) Administrative Services - Concl'd.</b>	
2059. <b>Public Works - Concl'd.</b>	
799. Suspense	36,59,501
800. Other expenditure	20,92,482
	<hr/>
Total:80	5,56,28,361
	<hr/>
Total : 2059	5,56,28,361
	<hr/>
2070. <b>Other Administrative Services</b>	
003. Training	11,62,375
104. Vigilance	36,92,042
105. Special Commission of Inquiry	.. .
107. Home Guards	1,96,46,057
108. Fire Protection and Control	1,16,75,838
115. Guest Houses, Government Hostels, etc.	1,66,20,936
800. Other Expenditure	10,40,361
	<hr/>
Total : 2070	5,38,37,609
	<hr/>
Total : (d) <b>Administrative Services</b>	42,82,000 98,16,75,428
	<hr/>
<b>(e) Pensions and Miscellaneous General Services</b>	
2071. <b>Pensions and other Retirement Benefits</b>	
01. <i>Civil</i>	
101. Superannuation and Retirement Allowances	15,43,59,422
102. Commuted Value of Pensions	2,55,70,486
104. Gratuities	3,45,12,027
105. Family Pensions	10,66,96,428
111. Pensions to Legislators	18,82,088
	<hr/>
Total : 2071	32,30,20,451
	<hr/>



## NO. 11

## BY MINOR HEADS - Contd..

charged expenditure)

for 1995-96

Plan (3) Rs.	Centrally Spon- sored Plan Schemes (including NEC, Central Plan and Sub-Plan Schemes) (4) Rs.	Total (5) Rs.
...	...	36,59,501
...	...	20,92,482
<u>56,36,213</u>	...	<u>6,12,64,574</u>
<u>56,36,213</u>	...	<u>6,12,64,574</u>
20,98,712	...	32,61,087
...	...	36,92,042
...	...	...
...	...	1,96,46,057
...	...	1,16,75,838
...	...	1,66,20,936
...	...	10,40,361
<u>20,98,712</u>	...	<u>5,59,36,321</u>
1,63,11,998	...	42,82,000
		<u>99,79,87,426</u>
...	...	15,43,59,422
...	...	2,55,70,486
...	...	3,45,12,027
...	...	10,66,96,428
...	...	18,82,088
<u>...</u>	<u>...</u>	<u>32,30,20,451</u>

## STATEMENT

## DETAILED ACCOUNT OF EXPENDITURE

(Figures in italics represent

Heads

Actuals

Non-Plan

(1)	(2)
	Rs.
<b>A. GENERAL SERVICES - Concl'd</b>	
<b>(e) Pensions and Miscellaneous General Services - Concl'd.</b>	
<b>2075. Miscellaneous General Services</b>	
103. State Lotteries	31,47,704
800. Other Expenditure	...
Total : 2075	<u>31,47,704</u>
Total : (e)Pensions and Miscellaneous General Services	<u>32,61,68,155</u>
<b>TOTAL : A. GENERAL SERVICES</b>	<u>60,17,58,729</u> <u>1,47,01,18,048</u>
<b>B. SOCIAL SERVICES</b>	
<b>(a) Education, Sports, Art and Culture</b>	
<b>2202. General Education</b>	
01. Elementary Education	
001. Direction and Administration	1,40,72,224
052. Equipment	...
053. Maintenance of Buildings	...
101. Government Primary Schools	52,11,15,403
102. Assistance to Non-Government Primary Schools	5,96,65,404
104. Inspection	1,11,88,938
105. Non Formal Education	...
106. Teachers and other Services	...
108. Text Books	...
109. Scholarships and Incentives	...
110. Examination	...
800. Other expenditure	...
Total:01	<u>60,60,41,969</u>

NO. 11

BY MINOR HEADS - Contd..

charged expenditure)

for 1995-96

Plan (3) Rs.	Centrally Spon- sored Plan Schemes (including NEC, Central Plan and Sub-Plan Schemes) (4) Rs.	Total (5) Rs.
...	...	31,47,704
...	...	...
...	...	31,47,704
...	...	32,61,68,155
2,18,73,740	6,50,704	60,17,58,729 1,49,26,42,492
15,28,000	...	1,56,00,224
5,59,000	...	5,59,000
2,78,91,000	...	54,90,06,403
2,59,50,000	...	8,56,15,404
31,80,000	...	1,11,88,938
2,00,000	...	31,80,000
1,22,000	...	2,00,000
25,000	...	1,22,000
90,000	...	25,000
1,44,73,345	...	90,000
7,40,18,345	...	1,44,73,345
	...	68,00,60,314

**STATEMENT**  
**DETAILED ACCOUNT OF EXPENDITURE**

(Figures in italics represent

Heads

Actuals

Non-Plan

(1)	(2) Rs.
<b>B. SOCIAL SERVICES - Contd..</b>	
<b>(a) Education, Sports, Art and Culture -Contd..</b>	
<b>2202. General Education - Contd..</b>	
02. <i>Secondary Education</i>	
001. Direction and Administration	2,36,507
004. Research and Training	...
052. Equipments	...
053. Maintenance of Buildings	...
101. Inspection	18,93,909
103. Non-Formal Education	...
104. Teachers and other Services	...
105. Teachers Training	14,10,159
106. Text Books	...
107. Scholarships	35,53,935
108. Examinations	...
109. Government Secondary Schools	36,97,69,338
110. Assistance to Non-Government Secondary Schools	2,36,02,197
191. Assistance to Local Bodies for Secondary Education	2,00,000
800. Other expenditure	...
Total : 02	40,06,66,045
03. <i>University and Higher Education</i>	
001. Direction and Administration	40,65,589
102. Assistance to Universities	2,75,27,000
103. Government Colleges and Institutes	14,36,16,038
104. Assistance to Non-Government Colleges and Institutes	1,73,46,757
105. Faculty Development Programme	16,04,833
106. Text Book Development	...
107. Scholarships	6,96,500
112. Institutes of higher learning	...
800. Other expenditure	...
Total : 03	19,48,56,717

## NO. 11

## BY MINOR HEADS - Contd..

charged expenditure)

for 1995-96

Plan	Centrally Spon- sored Plan Schemes (including NEC, Central Plan and Sub-Plan Schemes)	Total
(3)	(4)	(5)
Rs.	Rs.	Rs.
4,37,000	...	6,73,507
60,000	...	60,000
6,76,000	...	6,76,000
21,70,000	...	21,70,000
1,15,000	...	20,08,909
...	...	...
10,000	...	10,000
40,000	...	14,50,159
2,76,000	...	2,76,000
...	...	35,53,935
...	...	...
2,97,00,000	...	39,94,69,338
3,00,000	...	2,39,02,197
62,35,000	...	64,35,000
19,81,000	...	19,81,000
<u>4,20,00,000</u>	<u>...</u>	<u>44,26,66,045</u>
8,29,470	...	48,95,059
1,97,00,000	...	4,72,27,000
2,85,20,271	...	17,21,36,309
10,00,000	...	1,83,46,757
97,000	...	17,01,833
7,90,175	...	7,90,175
23,000	...	7,19,500
2,79,942	...	2,79,942
9,99,362	...	9,99,362
<u>5,22,39,220</u>	<u>...</u>	<u>24,70,95,937</u>

## STATEMENT

## DETAILED ACCOUNT OF EXPENDITURE

(Figures in italics represent

Heads

Actuals

Non-Plan

(1)

(2)

Rs.

<b>B. SOCIAL SERVICES - Contd..</b>	
<b>(a) Education, Sports, Art and Culture - Contd..</b>	
<b>2202. General Education - Concl'd.</b>	
<i>04. Adult Education</i>	
001. Direction and Administration	13,28,370
103. Rural Functional Literacy Programmes	...
Total : 04	<u>13,28,370</u>
<i>05. Language Development</i>	
001. Direction and Administration	3,62,722
102. Promotion of Modern Indian Languages and Literature	4,79,347
103. Sanskrit Education	5,60,064
200. Other Language Education	...
Total : 05	<u>14,02,133</u>
<i>80. General</i>	
001. Direction and Administration	1,44,43,458
003. Training	35,15,000
004. Research	...
107. Scholarships	97,972
210. State Institute of Education and Technology	...
800. Other expenditure	...
Total : 80	<u>1,80,56,430</u>
Total : 2202	<u>1,22,23,51,664</u>
<b>2203. Technical Education</b>	
001. Direction and Administration	1,55,970
105. Polytechnics	14,89,720
107. Scholarships	3,14,360
Total : 2203	<u>19,60,050</u>

NO. 11

BY MINOR HEADS - Contd..

charged expenditure)

for 1995-96

Plan (3) Rs.	Centrally Spon- sored Plan Schemes (including NEC, Central Plan and Sub-Plan Schemes) (4) Rs.	Total (5) Rs.
61,00,000	...	74,28,370
...	36,40,957	36,40,957
<u>61,00,000</u>	<u>36,40,957</u>	<u>1,10,69,327</u>
10,000	83,01,993	86,74,715
1,50,000	...	6,29,347
25,000	...	5,85,064
16,000	...	16,000
<u>2,01,000</u>	<u>83,01,993</u>	<u>99,05,126</u>
3,05,000	...	1,47,48,458
5,000	...	35,20,000
22,000	...	22,000
...	...	97,972
...	...	...
<u>6,000</u>	<u>...</u>	<u>6,000</u>
<u>3,38,000</u>	<u>...</u>	<u>1,83,94,430</u>
<u>17,48,96,565</u>	<u>1,19,42,950</u>	<u>1,40,91,91,179</u>
10,35,248	...	11,91,218
77,62,183	...	92,51,903
...	...	3,14,360
<u>87,97,431</u>	<u>...</u>	<u>1,07,57,481</u>

## STATEMENT

## DETAILED ACCOUNT OF EXPENDITURE

(Figures in italics represent

Heads

ActualsNon-Plan

(1)

(2)

Rs.

**B. SOCIAL SERVICES-Contd..****(a) Education, Sports, Art and Culture - Concl'd.****2204. Sports and Youth Services**

001. Direction and Administration	37,56,255
101. Physical Education	58,83,394
102. Youth Welfare Programmes for Students	53,86,090
103. Youth Welfare Programmes for non-students	...
104. Sports and Games	1,09,46,846

Total : 2204

2,59,72,585**2205. Art and Culture**

001. Direction and Administration	7,584
101. Fine Art Education	3,14,641
102. Promotion of Art and Culture	28,17,967
103. Archaeology	5,18,099
104. Archives	2,40,109
105. Public Libraries	1,96,906
107. Museums	7,86,422
800. Other expenditure	...

Total : 2205

48,81,728Total : (a) Education,  
Sports, Art and Culture1,25,51,66,027**(b) Health and Family Welfare****2210. Medical and Public Health****01. Urban Health Services -  
Allopathy -**

001. Direction and Administration	3,47,29,272
104. Medical Stores Depots	1,50,69,825
109. School Health Scheme	20,39,893
110. Hospitals and Dispensaries	4,67,94,799

Total : 01

9,86,33,789



NO. 11

BY MINOR HEADS - Contd..

(charged expenditure)

for 1995-96

Plan (3) Rs.	Centrally Spon- sored Plan Schemes (including NEC, Central Plan and Sub-Plan Schemes) (4) Rs.	Total (5) Rs.
37,79,996	...	75,36,251
1,62,01,221	...	2,20,84,615
9,65,109	7,81,200	71,32,399
17,38,670	1,95,000	19,33,670
58,20,331	...	1,67,67,177
<u>2,85,05,327</u>	<u>9,76,200</u>	<u>5,54,54,112</u>
15,78,381	...	15,85,965
14,03,398	...	17,18,039
80,96,502	72,000	1,09,86,469
8,55,996	...	13,74,095
20,11,676	1,12,500	23,64,285
23,15,510	...	25,12,416
10,90,055	...	18,76,477
27,04,878	...	27,04,878
<u>2,00,56,396</u>	<u>1,84,500</u>	<u>2,51,22,624</u>
<u>23,22,55,719</u>	<u>1,31,03,650</u>	<u>1,50,05,25,396</u>
11,88,034	...	3,59,17,306
...	...	1,50,69,825
...	...	20,39,893
2,73,54,479	...	7,41,49,278
<u>2,85,42,513</u>	<u>...</u>	<u>12,71,76,302</u>

## STATEMENT

## DETAILED ACCOUNT OF EXPENDITURE

(Figures in italics represent

Heads

Actuals

Non-Plan

(1)

(2)

Rs.

<b>B. SOCIAL SERVICES - Contd..</b>	
<b>(b) Health and Family Welfare - Contd..</b>	
<b>2210. Medical and Public Health - Contd..</b>	
02. <i>Urban Health Services -</i>	
<i>Other systems of medicine</i>	
102. Homeopathy	27,22,036
Total : 02	<u>27,22,036</u>
03. <i>Rural Health Services-</i>	
<i>Allopathy</i>	
101. Health Sub-centres	1,56,08,413
103. Primary Health Centres	2,92,28,499
104. Community Health Centres	57,35,023
110. Hospitals and Dispensaries	3,04,86,066
Total : 03	<u>8,10,58,001</u>
04. <i>Rural Health Services -Other</i>	
<i>Systems of medicine</i>	
102. Homeopathy	8,14,954
200. Other Systems	...
Total : 04	<u>8,14,954</u>
05. <i>Medical Education, Training</i>	
<i>and Research</i>	
105. Allopathy	33,54,043
200. Other Systems	...
Total : 05	<u>33,54,043</u>

NO. 11

BY MINOR HEADS - Contd..

charged expenditure)

for 1995-96

Plan	Centrally Spon- sored Plan Schemes (including NEC, Central Plan and Sub-Plan Schemes)	Total
(3)	(4)	(5)
Rs.	Rs.	Rs.
...	...	27,22,036
...	...	27,22,036
...	...	1,56,08,413
57,36,850	...	3,49,65,349
27,94,106	...	85,29,129
12,51,114	...	3,17,37,180
97,82,070	...	9,08,40,071
5,84,536	...	13,99,490
28,94,337	...	28,94,337
34,78,873	...	42,93,827
...	...	33,54,043
...	...	...
...	...	33,54,043

## STATEMENT

## DETAILED ACCOUNT OF EXPENDITURE

(Figures in italics represent

Heads

Actuals

Non-Plan

(1)

(2)

Rs.

<b>B. SOCIAL SERVICES - Contd..</b>	
<b>(b) Health and Family Welfare - Concl'd.</b>	
<b>2210. Medical and Public Health - Concl'd.</b>	
06. Public Health	
101. Prevention and Control of diseases	2,67,33,161
102. Prevention of Food Adulteration	...
104. Drug Control	...
107. Public Health Laboratories	...
112. Public Health Education	12,24,392
800. Other expenditure	...
Total : 06	<u>2,79,57,553</u>
80. General	
004. Health Statistics and Evaluation	1,05,87,540
053. Maintenance and Repairs	50,945
800. Other expenditure	52,47,150
Total : 80	<u>1,58,85,635</u>
Total : 2210	<u>23,04,26,011</u>
<b>2211. Family Welfare</b>	
001. Direction and Administration	...
003. Training	...
053. Maintenance and Repairs	...
101. Rural Family Welfare Services	...
102. Urban Family Welfare Services	...
103. Maternity and Child Health	...
104. Transport	...
105. Compensation	...
106. Mass Education	...
200. Other Services and Supplies	...
800. Other expenditure	...
Total : 2211	<u>...</u>
Total : (b) Health and Family Welfare	<u>23,04,26,011</u>

## NO. 11

## BY MINOR HEADS - Contd..

charged expenditure)

for 1995-96

Plan (3) Rs.	Centrally Spon- sored Plan Schemes (including NEC, Central Plan and Sub-Plan Schemes) (4) Rs.	Total (5) Rs.
98,74,217	2,46,11,957	6,12,19,335
...	...	...
6,387	...	6,387
73,031	...	73,031
5,638	...	12,30,030
...	...	...
<u>99,59,273</u>	<u>2,46,11,957</u>	<u>6,25,28,783</u>
67,146	...	1,06,54,686
...	...	50,945
61,996	...	53,09,146
<u>1,29,142</u>	<u>...</u>	<u>1,60,14,777</u>
<u>5,18,91,871</u>	<u>2,46,11,957</u>	<u>30,69,29,839</u>
...	1,56,59,159	1,56,59,159
...	43,64,361	43,64,361
...	...	...
...	1,69,00,126	1,69,00,126
...	15,85,903	15,85,903
...	68,15,621	68,15,621
...	5,82,055	5,82,055
...	7,45,648	7,45,648
...	22,86,730	22,86,730
...	39,25,219	39,25,219
...	70,17,948	70,17,948
<u>...</u>	<u>5,98,82,770</u>	<u>5,98,82,770</u>
<u>5,18,91,871</u>	<u>8,44,94,727</u>	<u>36,68,12,609</u>

**STATEMENT**  
**DETAILED ACCOUNT OF EXPENDITURE**  
 (Figures in italics represent

Heads

*Actuals*

Non-Plan

(1)	(2) Rs.
<b>B. SOCIAL SERVICES - Contd..</b>	
<b>(c) Water Supply, Sanitation,   Housing and Urban Development</b>	
<b>2215. Water Supply and Sanitation</b>	
01. Water Supply	
001. Direction and Administration	2,47,30,800
101. Urban Water Supply Programmes	40,21,671
102. Rural Water Supply Programmes	...
799. Suspense	3,38,68,453
Total : 01	<u>6,26,20,924</u>
02. Sewerage and Sanitation	
107. Sewerage Services	...
Total : 02	...
Total : 2215	<u>6,26,20,924</u>
<b>2216. Housing</b>	
01. Government Residential Buildings	
	1,09,200
106. General Pool accommodation	1,64,294
	<u>1,09,200</u>
Total : 01	<u>1,64,294</u>
80. General	
001. Direction and Administration	74,29,568
800. Other expenditure	...
Total : 80	<u>74,29,568</u>
Total : 2216	<u>1,09,200</u> <u>75,93,862</u>

## NO. 11

## BY MINOR HEADS - Contd..

charged expenditure)

for 1995-96

Plan	Centrally Spon- sored Plan Schemes (including NEC, Central Plan and Sub-Plan Schemes)	Total
(3) Rs.	(4) Rs.	(5) Rs.
69,01,075	...	3,16,31,875
50,31,851	...	90,53,522
2,15,48,091	33,095	2,15,81,186
...	...	3,38,68,453
<u>3,34,81,017</u>	<u>33,095</u>	<u>9,61,35,036</u>
21,66,851	...	21,66,851
<u>21,66,851</u>	...	<u>21,66,851</u>
<u>3,56,47,868</u>	<u>33,095</u>	<u>9,83,01,887</u>
...	...	1,09,200
...	...	1,64,294
...	...	1,09,200
...	...	1,64,294
86,20,023	...	1,60,49,591
...	...	...
<u>86,20,023</u>	...	<u>1,60,49,591</u>
...	...	1,09,200
<u>86,20,023</u>	...	<u>1,62,13,885</u>

## STATEMENT

## DETAILED ACCOUNT OF EXPENDITURE

(Figures in italics represent

Heads

Actuals

Non-Plan

(1)

(2)

Rs.

<b>B. SOCIAL SERVICES - Contd..</b>	
<b>(c) Water Supply, Sanitation, Housing and Urban Development - Concl'd.</b>	
<b>2217. Urban Development</b>	
01. State Capital Development	
191. Assistance to Local Bodies, Corporations, Urban Development Authorities, Town Improvement Boards, etc.	7,63,102
Total : 01	7,63,102
80. General	
800. Other expenditure	12,71,691
Total : 80	12,71,691
Total : 2217	20,34,793
Total : (c) Water Supply, Sanitation, Housing and Urban Development	1,09,200
	7,22,49,579
<b>(d) Information and Broadcasting</b>	
<b>2220. Information and Publicity</b>	
60. Others	
001. Direction and Administration	29,89,811
101. Advertising and Visual Publicity	6,45,935
102. Information Centres	2,35,764
103. Press Information Services	..
106. Field Publicity	8,39,217
107. Song and Drama Services	4,04,509



NO. 11

BY MINOR HEADS - Contd..

charged expenditure)

for 1995-96

Plan (3) Rs.	Centrally Spon- sored Plan Schemes (including NEC, Central Plan and Sub-Plan Schemes) (4) Rs.	Total (5) Rs.
35,43,988	...	43,07,090
<u>35,43,988</u>	<u>...</u>	<u>43,07,090</u>
2,99,34,647	...	3,12,06,338
<u>2,99,34,647</u>	<u>...</u>	<u>3,12,06,338</u>
3,34,78,635	...	3,55,13,428
<u>3,34,78,635</u>	<u>...</u>	<u>3,55,13,428</u>
7,77,46,526	33,095	1,09,200 15,00,29,200
<u>7,77,46,526</u>	<u>33,095</u>	<u>1,09,200</u> <u>15,00,29,200</u>
5,66,283	...	35,56,094
5,21,510	...	11,67,445
6,27,932	...	8,63,696
9,39,964	...	9,39,964
7,64,544	...	16,03,761
5,04,690	...	9,09,199

## STATEMENT

## DETAILED ACCOUNT OF EXPENDITURE

(Figures in italics represent

Heads

ActualsNon-Plan

(1)

(2)

Rs.

<b>B. SOCIAL SERVICES - Contd..</b>	
<b>(d) Information and Broadcasting - Concl'd.</b>	
<b>2220. Information and Publicity - Concl'd.</b>	
60. <i>Others - Concl'd.</i>	
109. Photo Services	6,06,270
110. Publications	6,81,312
	<hr/>
Total : 60	64,02,818
	<hr/>
Total : 2220	64,02,818
	<hr/>
<b>Total : (d) Information     and Broadcasting</b>	<b>64,02,818</b>
	<hr/>
<b>(e) Welfare of Scheduled Castes,   Scheduled Tribes and Other Backward   Classes</b>	
<b>2225. Welfare of Scheduled Castes,   Scheduled Tribes and Other   Backward Classes</b>	
01. <i>Welfare of Scheduled Castes</i>	
102. Economic Development	3,87,453
277. Education	...
282. Health	...
283. Housing	...
	<hr/>
Total : 01	3,87,453
	<hr/>
02. <i>Welfare of Scheduled Tribes</i>	
001. Direction and Administration	...
102. Economic Development	2,45,078
277. Education	48,05,600
282. Health	...
796. Tribal Area Sub Plan	...
800. Other expenditure	...
	<hr/>
Total : 02	50,50,678
	<hr/>

NO. 11

BY MINOR HEADS - Contd..

charged expenditure)

for 1995-96

Plan	Centrally Spon- sored Plan Schemes (including NEC, Central Plan and Sub-Plan Schemes)	Total
(3)	(4)	(5)
Rs.	Rs.	Rs.
2,75,606	...	8,81,876
7,85,081	...	14,66,393
<u>49,85,610</u>	<u>...</u>	<u>1,13,88,428</u>
49,85,610	...	1,13,88,428
<u>49,85,610</u>	<u>...</u>	<u>1,13,88,428</u>
10,17,024	...	14,04,477
7,02,039	7,57,105	14,59,144
47,900	...	47,900
4,65,970	...	4,65,970
<u>22,32,933</u>	<u>7,57,105</u>	<u>33,77,491</u>
53,79,691	...	53,79,691
70,57,232	...	73,02,310
42,68,430	48,200	91,22,230
12,34,761	...	12,34,761
5,75,64,132	...	5,75,64,132
1,91,00,068	1,97,70,665	3,88,70,733
<u>9,46,04,314</u>	<u>1,98,18,865</u>	<u>11,94,73,857</u>

## STATEMENT

## DETAILED ACCOUNT OF EXPENDITURE

(Figures in italics represent

Heads

Actuals

Non-Plan

(1)

(2)

Rs.

<b>B. SOCIAL SERVICES - Contd..</b>	
<i>(e) Welfare of Scheduled Castes, Scheduled Tribes and Other Backward Classes- Concl'd.</i>	
<b>2225. Welfare of Scheduled Castes, Scheduled Tribes and Other Backward Classes- Concl'd.</b>	
<i>03. Welfare of Backward Classes</i>	
001. Direction and Administration	14,18,700
800. Other expenditure	...
Total : 03	<u>14,18,700</u>
80. General	
800. Other expenditure	<u>1,28,78,974</u>
Total : 80	<u>1,28,78,974</u>
Total : 2225	<u>1,97,35,805</u>
Total : <i>(e) Welfare of Scheduled Castes, Scheduled Tribes and Other Backward Classes</i>	<u>1,97,35,805</u>
<i>(f) Labour and Labour Welfare</i>	
<b>2230. Labour and Employment</b>	
<i>01. Labour</i>	
101. Industrial Relations	15,25,837
Total : 01	<u>15,25,837</u>
02. Employment Service	
001. Direction and Administration	13,73,549
004. Research, Survey and Statistics	1,46,893
101. Employment Services	29,02,265
800. Other expenditure	...
Total : 02	<u>44,22,707</u>

NO. 11

BY MINOR HEADS - Contd..

charged expenditure)

for 1995-96

Plan	Centrally Spon- sored Plan Schemes (including NEC, Central Plan and Sub-Plan Schemes)	Total
(3)	(4)	(5)
Rs.	Rs.	Rs.
61,35,248	...	75,53,948
25,00,000	5,19,688	30,19,688
<u>86,35,248</u>	<u>5,19,688</u>	<u>1,05,73,636</u>
...	...	<u>1,28,78,974</u>
...	...	<u>1,28,78,974</u>
<u>10,54,72,495</u>	<u>2,10,95,658</u>	<u>14,63,03,958</u>
<u>10,54,72,495</u>	<u>2,10,95,658</u>	<u>14,63,03,958</u>
<u>18,02,368</u>	...	<u>33,28,205</u>
<u>18,02,368</u>	...	<u>33,28,205</u>
21,17,258	...	34,90,807
...	...	1,46,893
...	...	29,02,265
68,986	...	68,986
<u>21,86,244</u>	...	<u>66,08,951</u>

## STATEMENT

## DETAILED ACCOUNT OF EXPENDITURE

(Figures in italics represent

Heads

Actuals

Non-Plan

(1)

(2)

Rs.

**B. SOCIAL SERVICES - Contd..****(f) Labour and Labour Welfare - Concl'd.****2230. Labour and Employment - Concl'd.***03. Training*

003. Training of Craftsmen and Supervisors	59,53,132
052. Machinery and Equipment	58,951
101. Industrial Training Institutes	...
102. Apprenticeship Training	2,40,502

Total : 03	62,52,585
------------	-----------

Total : 2230	1,22,01,129
--------------	-------------

Total : (f) Labour and Labour Welfare	1,22,01,129
--	-------------

**(g) Social Welfare and Nutrition****2235. Social Security and Welfare***01. Rehabilitation*

001. Direction and Administration	7,47,794
200. Other Relief Measures	2,52,69,309
202. Other Rehabilitation Schemes	...
800. Other expenditure	2,78,392

Total : 01	2,62,95,495
------------	-------------

*02. Social Welfare*

001. Direction and Administration	6,93,352
101. Welfare of handicapped	13,61,154
102. Child Welfare	34,97,422
103. Women's Welfare	95,57,478
104. Welfare of aged, infirm and destitute	38,52,050
105. Prohibition	2,02,56,500
106. Correctional Services	9,950
107. Assistance to Voluntary Organisations	4,32,000
800. Other expenditure	6,25,723

Total : 02	4,02,85,629
------------	-------------

NO. 11

BY MINOR HEADS - Contd..

charged expenditure)

for 1995-96

Plan	Centrally Spon- sored Plan Schemes (including NEC, Central Plan and Sub-Plan Schemes)	Total
(3)	(4)	(5)
Rs.	Rs.	Rs.
22,31,112	...	81,84,244
...	...	58,951
35,36,019	...	35,36,019
52,576	...	2,93,078
<hr/> 58,19,707	<hr/> ...	<hr/> 1,20,72,292
<hr/> 98,08,319	<hr/> ...	<hr/> 2,20,09,448
<hr/> 98,08,319	<hr/> ...	<hr/> 2,20,09,448
...	...	7,47,794
...	...	2,52,69,309
...	...	...
...	...	2,78,392
<hr/> ...	<hr/> ...	<hr/> 2,62,95,495
34,63,708	...	41,57,060
19,47,556	...	33,08,710
8,73,166	4,23,39,039	4,67,09,627
95,56,774	...	1,91,14,252
...	...	38,52,050
1,97,100	...	2,04,53,600
82,910	...	92,860
3,00,000	...	7,32,000
...	...	6,25,723
<hr/> 1,64,21,214	<hr/> 4,23,39,039	<hr/> 9,90,45,882

## STATEMENT

## DETAILED ACCOUNT OF EXPENDITURE

(Figures in italics represent

Heads

Actuals

Non-Plan

(1)

(2)

Rs.

<b>B. SOCIAL SERVICES - Concl'd.</b>	
<b>(g) Social Welfare and Nutrition - Concl'd.</b>	
<b>2235. Social Security and Welfare - Concl'd.</b>	
60. <i>Other Social Security and Welfare programmes</i>	
102. Pensions under Social Security Schemes	3,76,919
200. Other Programmes	27,98,825
800. Other expenditure	...
Total : 60	<u>31,75,744</u>
Total : 2235	<u>6,97,56,868</u>
<b>2236. Nutrition</b>	
02. <i>Distribution of Nutritious food and beverages</i>	
101. Special Nutrition programmes	3,39,613
Total : 2236	<u>3,39,613</u>
<b>2245. Relief on Account of Natural Calamities</b>	
05. <i>Calamity Relief Fund</i>	
101. Transfers to/from Reserve Funds and Deposit Accounts - Calamity Relief Fund	2,56,00,000
Total : 2245	<u>2,56,00,000</u>
Total : (g) Social Welfare and Nutrition	<u>9,56,96,481</u>



NO. 11

BY MINOR HEADS - Contd..  
 charged expenditure)

for 1995-96

Plan	Centrally Spon- sored Plan Schemes (including NEC, Central Plan and Sub-Plan Schemes)	Total
(3)	(4)	(5)
Rs.	Rs.	Rs.
...	...	3,76,919
...	...	27,98,825
...	7,03,070	7,03,070
...	7,03,070	38,78,814
<u>1,64,21,214</u>	<u>4,30,42,109</u>	<u>12,92,20,191</u>
2,00,62,388	...	2,04,02,001
<u>2,00,62,388</u>	...	<u>2,04,02,001</u>
...	...	2,56,00,000
...	...	2,56,00,000
<u>3,64,83,602</u>	<u>4,30,42,109</u>	<u>17,52,22,192</u>

## STATEMENT

## DETAILED ACCOUNT OF EXPENDITURE

(Figures in italics represent

Heads

Actuals

Non-Plan

(1)	(2)
	Rs.
<b>B. SOCIAL SERVICES - Concl'd.</b>	
<b>(h) Others</b>	
<b>2250. Other Social Services</b>	
101. Donations for Charitable purposes	...
800. Other Expenditure	34,42,599
Total : 2250	<u>34,42,599</u>
<b>2251. Secretariat - Social Services</b>	
090. Secretariat	93,81,614
Total : 2251	<u>93,81,614</u>
Total : <b>(h) Others</b>	<u>1,28,24,213</u>
<b>TOTAL : B. SOCIAL SERVICES</b>	1,09,200
	<u>1,70,47,02,063</u>
<b>C. ECONOMIC SERVICES</b>	
<b>(a) Agriculture and Allied Activities</b>	
<b>2401. Crop Husbandry</b>	
001. Direction and Administration	2,18,70,000
102. Foodgrain crops	18,94,000
103. Seeds	20,75,000
104. Agricultural Farms	20,17,000
105. Manures and Fertilizers	9,01,000
107. Plant Protection	16,88,000
108. Commercial Crops	27,58,000
109. Extension and Farmers' Training	76,93,000
111. Agricultural Economic and Statistics	...
113. Agricultural Engineering	31,28,000
119. Horticulture and Vegetable Crops	42,76,000
800. Other expenditure	...
Total : 2401	<u>4,83,00,000</u>

## NO. 11

## BY MINOR HEADS - Contd..

charged expenditure)

for 1995-96

Plan	Centrally Spon- sored Plan Schemes (including NEC, Central Plan and Sub-Plan Schemes)	Total
(3)	(4)	(5)
Rs.	Rs.	Rs.
...	...	34,42,599
...	...	34,42,599
...	...	93,81,614
...	...	93,81,614
...	...	1,28,24,213
		1,09,200
<u>51,86,44,142</u>	<u>16,17,69,239</u>	<u>2,38,51,15,444</u>
3,68,36,405	2,92,16,265	8,79,22,670
45,44,000	...	64,38,000
42,47,000	...	63,22,000
33,00,000	...	53,17,000
18,51,000	7,82,000	35,64,000
11,54,000	12,50,000	40,92,000
8,06,000	...	35,64,000
76,74,000	...	1,53,67,000
3,21,000	...	3,21,000
1,61,000	...	32,89,000
55,00,000	...	97,76,000
47,13,991	53,55,985	1,00,69,976
<u>7,11,08,396</u>	<u>3,66,04,250</u>	<u>15,60,12,646</u>

## STATEMENT

## DETAILED ACCOUNT OF EXPENDITURE

(Figures in italics represent

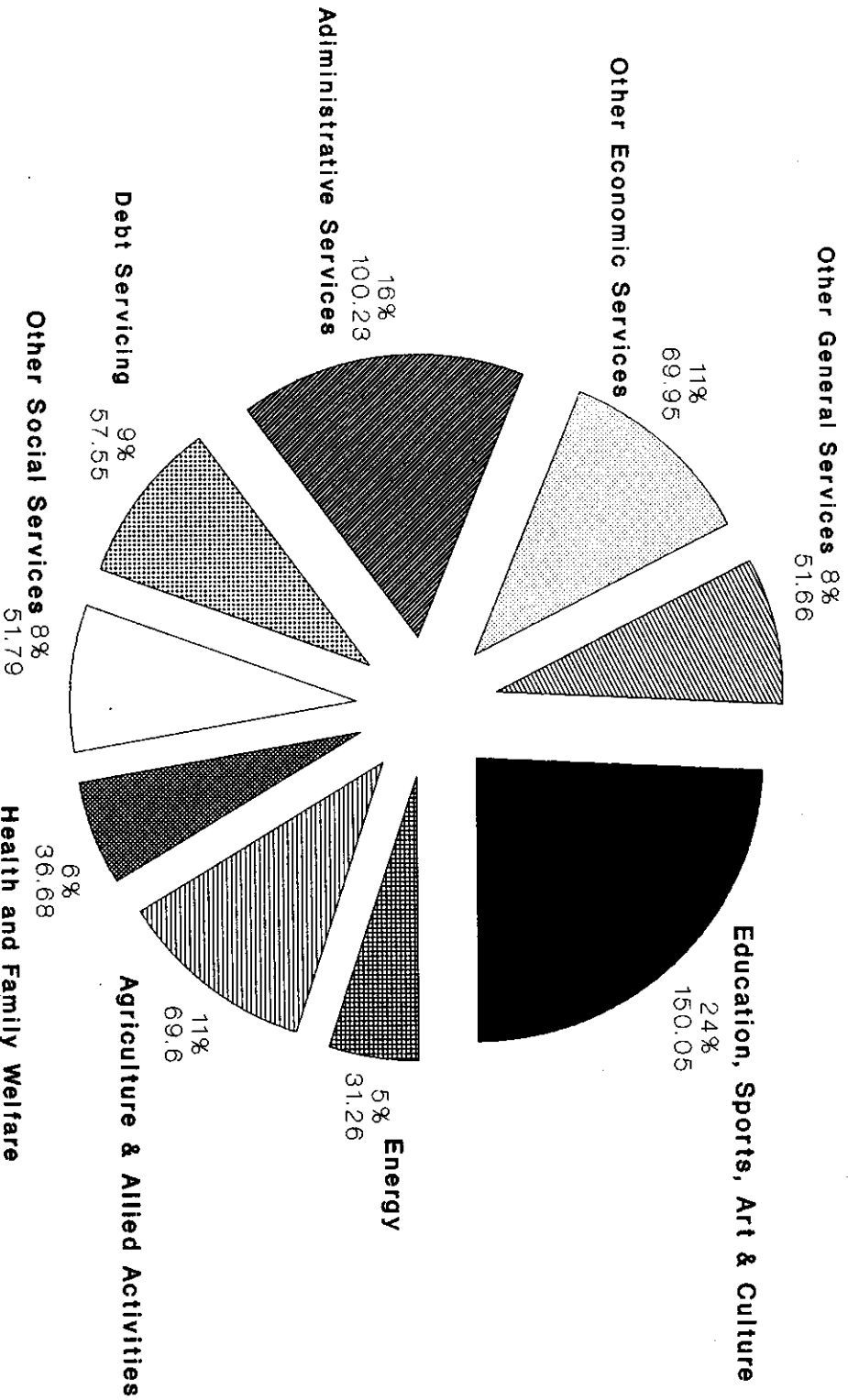
Heads

Actuals

Non-Plan

(1)	(2)
	Rs.
<b>C. ECONOMIC SERVICES - Contd..</b>	
<b>(a) Agriculture and Allied Activities - Contd.</b>	
<b>2402. Soil and Water Conservation</b>	
001. Direction and Administration	64,82,000
101. Soil Survey and Testing	34,00,000
102. Soil Conservation	61,32,587
103. Land reclamation and Development	...
Total : 2402	<u>1,60,14,587</u>
<b>2403. Animal Husbandry</b>	
001. Direction and Administration	1,91,86,523
101. Veterinary Services and Animal Health	3,62,06,743
102. Cattle and Buffalo Development	1,76,98,000
103. Poultry Development	25,38,000
104. Sheep and Wool Development	...
105. Piggery Development	...
106. Other Livestock Development	...
107. Fodder and Feed Development	8,94,000
108. Insurance of Livestock and Poultry	...
109. Extension and Training	2,50,000
113. Administrative Investigation and Statistics	...
195. Assistance to Animal Husbandry Co-operatives	...
Total : 2403	<u>7,67,73,266</u>
<b>2404. Dairy Development</b>	
001. Direction and Administration	1,45,437
102. Dairy Development Projects	6,18,691
109. Extension and Training	1,02,390
191. Assistance to Co-operatives and other bodies	...
Total : 2404	<u>8,66,518</u>

**SUB SECTORWISE REVENUE EXPENDITURE  
DURING 1995-96  
(Rupees in crores)**



**Total Revenue Expenditure :- Rs.618.77**

[The page contains extremely faint and illegible text, likely bleed-through from the reverse side of the document. No specific words or phrases can be transcribed.]

NO. 11

BY MINOR HEADS - Contd..

charged expenditure)

for 1995-96

Plan (3) Rs.	Centrally Spon- sored Plan Schemes (including NEC, Central Plan and Sub-Plan Schemes) (4) Rs.	Total (5) Rs.
1,02,73,778	...	1,67,55,778
17,30,000	...	51,30,000
1,44,91,519	5,00,03,423	7,06,27,529
8,70,000	...	8,70,000
<u>2,73,65,297</u>	<u>5,00,03,423</u>	<u>9,33,83,307</u>
10,99,730	...	2,02,86,253
2,00,19,134	17,08,170	5,79,34,047
25,68,309	1,00,000	2,03,66,309
18,70,072	...	44,08,072
...	...	...
17,48,327	...	17,48,327
9,67,502	5,59,088	15,26,590
4,50,113	...	13,44,113
...	...	...
2,61,527	54,087	5,65,614
20,32,589	...	20,32,589
21,24,500	...	21,24,500
<u>3,31,41,803</u>	<u>24,21,345</u>	<u>11,23,36,414</u>
7,51,820	...	8,97,257
28,44,230	...	34,62,921
...	...	1,02,390
95,45,746	...	95,45,746
<u>1,31,41,796</u>	<u>...</u>	<u>1,40,08,314</u>

## STATEMENT

## DETAILED ACCOUNT OF EXPENDITURE

(Figures in italics represent

Heads

Actuals

Non-Plan

(1)

(2)

Rs.

**C. ECONOMIC SERVICES - Contd..****(a) Agriculture and Allied Activities - Contd.****2405. Fisheries**

001. Direction and Administration	2,14,49,492
004. Research	...
101. Inland Fisheries	36,98,017
105. Processing, Preservation and Marketing	...
109. Extension and Training	8,20,477
110. Mechanisation and Improvement of Fish Crafts	...
120. Fisheries Co-operatives	...
800. Other expenditure	...

Total : 2405

2,59,67,986**2406. Forestry and Wild Life**

01. Forestry	
001. Direction and Administration	3,69,00,741
005. Survey and Utilisation of Forests Resources	...
013. Statistics	...
070. Communications and Buildings	...
101. Forests Conservation Development and Regeneration	...
102. Social and Farm Forestry	...
105. Forest Produce	...
109. Extension and Training	...
800. Other expenditure	2,64,524

Total : 01

3,71,65,265**02. Environmental Forestry and Wild Life**

110. Wild Life Preservation	...
111. Zoological Park	...
800. Others	...

Total : 02

...

Total : 2406

3,71,65,265



NO. 11

BY MINOR HEADS - Contd..

charged expenditure)

for 1995-96

Plan	Centrally Spon- sored Plan Schemes (including NEC, Central Plan and Sub-Plan Schemes)	Total
(3)	(4)	(5)
Rs.	Rs.	Rs.
1,42,93,367	...	3,57,42,859
79,050	...	79,050
21,64,979	20,00,000	78,62,996
84,785	...	84,785
2,19,504	...	10,39,981
19,966	...	19,966
990	...	990
54,11,967	10,11,000	64,22,967
<u>2,22,74,608</u>	<u>30,11,000</u>	<u>5,12,53,594</u>
1,47,64,330	...	5,16,65,071
23,10,354	...	23,10,354
92,878	...	92,878
7,81,731	...	7,81,731
6,07,210	...	6,07,210
2,48,16,149	1,07,31,754	3,55,47,903
37,88,433	62,10,000	99,98,433
12,48,935	...	12,48,935
...	4,25,86,928	4,28,51,452
<u>4,84,10,020</u>	<u>5,95,28,682</u>	<u>14,51,03,967</u>
24,70,351	36,82,680	61,53,031
32,14,955	...	32,14,955
...	...	...
<u>56,85,306</u>	<u>36,82,680</u>	<u>93,67,986</u>
<u>5,40,95,326</u>	<u>6,32,11,362</u>	<u>15,44,71,953</u>

## STATEMENT

## DETAILED ACCOUNT OF EXPENDITURE

(Figures in italics represent

Heads

Actuals

Non-Plan

(1)

(2)

Rs.

<b>C. ECONOMIC SERVICES - Contd..</b>	
<b>(a) Agriculture and Allied Activities - Contd..</b>	
<b>2407. Plantations</b>	
<i>03. Rubber</i>	
800. Other expenditure	...
Total : 2407	...
<b>2408. Food Storage and Warehousing</b>	
<i>01. Food</i>	
001. Direction and Administration	2,06,98,000
103. Food Processing	...
800. Other expenditure	10,04,554
Total : 01	2,17,02,554
<i>02. Storage and Warehousing</i>	
101. Rural Godown Programmes	45,000
800. Others expenditure	...
Total : 02	45,000
Total : 2408	2,17,47,554
<b>2415. Agricultural Research and Education</b>	
<i>01. Crop Husbandry</i>	
004. Research	28,43,000
Total : 01	28,43,000
<i>02. Soil and Water Conservation</i>	
004. Research	...
Total : 02	...
80. General	
120. Assistance to other Institutions	...
150. Assistance to ICAR	...
277. Education	8,85,000
Total : 80	8,85,000
Total : 2415	37,28,000

NO. 11

BY MINOR HEADS - Contd..

charged expenditure)

for 1995-96

Plan (3) Rs.	Centrally Spon- sored Plan Schemes (including NEC, Central Plan and Sub-Plan Schemes) (4) Rs.	Total (5) Rs.
17,54,114	...	17,54,114
<u>17,54,114</u>	<u>...</u>	<u>17,54,114</u>
51,00,000	...	2,57,98,000
...	...	...
...	49,24,923	59,29,477
<u>51,00,000</u>	<u>49,24,923</u>	<u>3,17,27,477</u>
25,00,000	2,67,82,014	2,93,27,014
...	...	...
<u>25,00,000</u>	<u>2,67,82,014</u>	<u>2,93,27,014</u>
<u>76,00,000</u>	<u>3,17,06,937</u>	<u>6,10,54,491</u>
16,58,000	40,74,250	85,75,250
<u>16,58,000</u>	<u>40,74,250</u>	<u>85,75,250</u>
6,82,000	...	6,82,000
<u>6,82,000</u>	<u>...</u>	<u>6,82,000</u>
...	...	...
8,23,000	...	8,23,000
11,00,000	...	19,85,000
<u>19,23,000</u>	<u>...</u>	<u>28,08,000</u>
<u>42,63,000</u>	<u>40,74,250</u>	<u>1,20,65,250</u>

## STATEMENT

## DETAILED ACCOUNT OF EXPENDITURE

(Figures in italics represent

Heads

ActualsNon-Plan

(1)

(2)

Rs.

<b>C. ECONOMIC SERVICES - Contd..</b>	
<b>(a) Agriculture and Allied Activities - Concl'd.</b>	
<b>2425. Co-operation</b>	
001. Direction and Administration	2,09,32,711
003. Training	...
004. Research and Evaluation	...
101. Audit of Co-operatives	44,85,320
105. Information and Publicity	...
106. Assistance to multi-purpose rural co-operatives	...
107. Assistance to credit co-operatives	...
108. Assistance to other co-operatives	...
Total : 2425	<u>2,54,18,031</u>
<b>2435. Other Agricultural Programmes</b>	
01. Marketing and quality control	
101. Marketing facilities	...
Total : 2435	<u>...</u>
Total : (a) Agriculture and Allied Activities	<u>25,59,81,207</u>
<b>(b) Rural Development</b>	
<b>2501. Special Programmes for Rural Development</b>	
01. Integrated Rural Development programme	
001. Direction and Administration	...
003. Training	...
101. Subsidy to District Rural Development Agencies	...
Total : 01	<u>...</u>
02. Draught Prone Area Development Programme	
103. Pasture Development	...
Total : 02	<u>...</u>
04. Integrated Rural Energy Planning	
003. Training	...
105. Project Implementation	...
Total : 04	<u>...</u>
Total : 2501	<u>...</u>

NO. 11

BY MINOR HEADS - Contd..

charged expenditure)

for 1995-96

Plan	Centrally Spon- sored Plan Schemes (including NEC, Central Plan and Sub-Plan Schemes)	Total
(3)	(4)	(5)
Rs.	Rs.	Rs.
79,08,000	...	2,88,40,711
13,00,000	...	13,00,000
50,000	...	50,000
...	...	44,85,320
50,000	...	50,000
2,00,000	16,10,200	18,10,200
1,00,000	...	1,00,000
12,23,000	10,00,000	22,23,000
<u>1,08,31,000</u>	<u>26,10,200</u>	<u>3,88,59,231</u>
7,63,000	...	7,63,000
<u>7,63,000</u>	...	<u>7,63,000</u>
<u>24,63,38,340</u>	<u>19,36,42,767</u>	<u>69,59,62,314</u>
8,89,698	...	8,89,698
44,80,305	22,70,337	67,50,642
1,82,42,013	...	1,82,42,013
<u>2,36,12,016</u>	<u>22,70,337</u>	<u>2,58,82,353</u>
...	16,39,959	16,39,959
...	16,39,959	16,39,959
...	13,47,293	13,47,293
24,97,994	70,000	25,67,994
<u>24,97,994</u>	<u>14,17,293</u>	<u>39,15,287</u>
<u>2,61,10,010</u>	<u>53,27,589</u>	<u>3,14,37,599</u>

## STATEMENT

## DETAILED ACCOUNT OF EXPENDITURE

(Figures in italics represent

Heads

Actuals

Non-Plan

(1)	(2)
	Rs.
<b>C. ECONOMIC SERVICES - Contd..</b>	
<b>(b) Rural Development - Concl'd.</b>	
<b>2505. Rural Employment</b>	
01. National Programmes	
701. Jawahar Rozgar Yojana	...
Total : 2505	...
<b>2515. Other Rural Development programmes</b>	
001. Direction and Administration	22,27,010
101. Panchayati Raj	1,12,29,940
102. Community Development	2,37,71,602
Total : 2515	3,72,28,552
Total : (b) Rural Development	3,72,28,552
<b>(c) Special Areas Programmes</b>	
<b>2552. North Eastern Areas</b>	
Animal Husbandry -	
109. Extension and Training	...
Soil and Water Conservation -	
102. Soil Conservation	...
Medical and Public Health -	
105. Allopathy	...
Crop Husbandry -	
103. Seeds	...
800. Other expenditure	...
Total : 2552	...
Total : (c) Special Areas Programme	...

## NO. 11

## BY MINOR HEADS - Contd..

charged expenditure)

for 1995-96

Plan	Centrally Spon- sored Plan Schemes (including NEC, Central Plan and Sub-Plan Schemes)	Total
(3)	(4)	(5)
Rs.	Rs.	Rs.
7,09,90,000	...	7,09,90,000
<u>7,09,90,000</u>	<u>...</u>	<u>7,09,90,000</u>
...	...	22,27,010
45,30,000	...	1,57,59,940
1,27,08,000	...	3,64,79,602
<u>1,72,38,000</u>	<u>...</u>	<u>5,44,66,552</u>
<u>11,43,38,010</u>	<u>53,27,589</u>	<u>15,68,94,151</u>
...	4,99,463	4,99,463
...	53,35,476	53,35,476
...	15,00,000	15,00,000
...	1,47,611	1,47,611
...	8,32,823	8,32,823
<u>...</u>	<u>83,15,373</u>	<u>83,15,373</u>
<u>...</u>	<u>83,15,373</u>	<u>83,15,373</u>

## STATEMENT

## DETAILED ACCOUNT OF EXPENDITURE

(Figures in italics represent

Heads

ActualsNon-Plan

(1)

(2)

Rs.

<b>C. ECONOMIC SERVICES - Contd..</b>	
<b>(d) Irrigation and Flood Control</b>	
<b>2701. Major and Medium Irrigation</b>	
04. <i>Medium Irrigation Non-Commercial</i>	
001. Direction and Administration	18,09,920
799. Suspense	90,58,910
Total : 04	<u>1,08,68,830</u>
80. <i>General</i>	
049. Repairs and Maintenance	44,28,081
800. Other expenditure	1,42,00,000
Total : 80	<u>1,86,28,081</u>
Total : 2701	<u>2,94,96,911</u>
<b>2702. Minor Irrigation</b>	
01. <i>Surface Water</i>	
102. Lift Irrigation Schemes	21,860
103. Diversion Schemes	10,12,251
Total : 01	<u>10,34,111</u>
80. <i>General</i>	
001. Direction and Administration	16,66,164
052. Machinery and Equipment	1,64,721
799. Suspense	29,96,202
800. Other expenditure	73,660
Total : 80	<u>49,00,747</u>
Total : 2702	<u>59,34,858</u>



NO. 11

BY MINOR HEADS - Contd..

charged expenditure)

for 1995-96

Plan (3) Rs.	Centrally Spon- sored Plan Schemes (including NEC, Central Plan and Sub-Plan Schemes) (4) Rs.	Total (5) Rs.
1,38,03,814	...	1,56,13,734
...	...	90,58,910
<u>1,38,03,814</u>	<u>...</u>	<u>2,46,72,644</u>
...	...	44,28,081
...	...	1,42,00,000
...	...	1,86,28,081
<u>1,38,03,814</u>	<u>...</u>	<u>4,33,00,725</u>
...	...	21,860
...	...	10,12,251
...	...	10,34,111
21,93,727	1,02,000	39,61,891
...	...	1,64,721
...	...	29,96,202
...	...	73,660
<u>21,93,727</u>	<u>1,02,000</u>	<u>71,96,474</u>
<u>21,93,727</u>	<u>1,02,000</u>	<u>82,30,585</u>

## STATEMENT

## DETAILED ACCOUNT OF EXPENDITURE

(Figures in italics represent

<i>Heads</i>	<i>Actuals</i>
	<u>Non-Plan</u>
(1)	(2)
	Rs.
<b>C. ECONOMIC SERVICES - Contd.</b>	
<b>(d) Irrigation and Flood Control-Concl'd.</b>	
2705. <b>Command Area Development</b>	
800. Other expenditure	...
Total : 2705	<u>...</u>
<b>2711. Flood Control and Drainage</b>	
01. <i>Flood Control</i>	
001. Direction and Administration	16,02,732
052. Machinery and Equipment	97,78,933
799. Suspense	1,52,07,792
800. Other expenditure	...
Total : 01	<u>2,65,89,457</u>
Total : 2711	<u>2,65,89,457</u>
<b>Total : (d) Irrigation and       Flood Control</b>	<u>6,20,21,226</u>
<b>(e) Energy</b>	
2801. <b>Power</b>	
01. <i>Hydel Generation</i>	
101. Purchase of Power	23,15,31,671
102. H.E. Schemes	2,04,545
Total : 01	<u>23,17,36,216</u>
04. <i>Diesel/Gas Power Generation</i>	
001. Direction and Administration	5,00,02,196
052. Machinery and Equipment	(-) 3,06,98,233
799. Suspense	1,30,00,056
800. Other expenditure	4,33,03,187
Total : 04	<u>7,56,07,206</u>
Total : 2801	<u>30,73,43,422</u>

NO. 11

BY MINOR HEADS - Contd..

charged expenditure)

for 1995-96

Plan (3) Rs.	Centrally Spon- sored Plan Schemes (including NEC, Central Plan and Sub-Plan Schemes) (4) Rs.	Total (5) Rs.
1,60,73,448	91,30,443	2,52,03,891
<u>1,60,73,448</u>	<u>91,30,443</u>	<u>2,52,03,891</u>
2,59,55,350	...	2,75,58,082
...	...	97,78,933
...	...	1,52,07,792
...	...	...
<u>2,59,55,350</u>	<u>...</u>	<u>5,25,44,807</u>
<u>2,59,55,350</u>	<u>...</u>	<u>5,25,44,807</u>
<u>5,80,26,339</u>	<u>92,32,443</u>	<u>12,92,80,008</u>
...	...	23,15,31,671
...	...	2,04,545
<u>...</u>	<u>...</u>	<u>23,17,36,216</u>
...	...	5,00,02,196
...	...	(-) 3,06,98,233
...	...	1,30,00,056
...	...	4,33,03,187
<u>...</u>	<u>...</u>	<u>7,56,07,206</u>
<u>...</u>	<u>...</u>	<u>30,73,43,422</u>

## STATEMENT

## DETAILED ACCOUNT OF EXPENDITURE

(Figures in italics represent

Heads

Actuals

Non-Plan

(1)	(2)
	Rs.
<b>C. ECONOMIC SERVICES - Contd..</b>	
<b>(e) Energy - Concl'd.</b>	
<b>2810. Non-Conventional Sources of Energy</b>	
01. <i>Bio Energy</i>	
101. National Programme for Bio Gas Development	...
Total : 01	...
02. <i>Solar</i>	
101. Solar Thermal Energy Programme	...
102. Photovoltaic	...
Total : 02	...
03. <i>Wind</i>	
101. Wind Energy	...
60. <i>Others</i>	
101. Choolah	...
800. Other expenditure	...
Total : 2810	...
Total : (e) <i>Energy</i>	30,73,43,422
<b>(f) Industry and Minerals</b>	
<b>2851. Village and Small Industries - Concl'd.</b>	
001. Direction and Administration	2,65,985
003. Training	33,50,835
004. Research and Development	...
053. Maintenance and Repairs	...
101. Industrial Estates	...
102. Small Scale Industries	36,56,905
103. Handloom Industries	46,16,085
104. Handicraft Industries	10,48,844
105. Khadi and Village Industries	27,70,931
107. Sericulture Industries	1,41,61,529
108. Powerloom Industries	50,000
109. Monitoring and Evaluation	...
800. Other expenditure	1,02,83,175
Total : 2851	4,02,04,289

## NO. 11

## BY MINOR HEADS - Contd..

charged expenditure)

for 1995-96

Plan (3) Rs.	Centrally Spon- sored Plan Schemes (including NEC, Central Plan and Sub-Plan Schemes) (4) Rs.	Total (5) Rs.
2,99,980	1,68,000	4,67,980
<u>2,99,980</u>	<u>1,68,000</u>	<u>4,67,980</u>
9,99,875	...	9,99,875
27,28,800	...	27,28,800
<u>37,28,675</u>	<u>...</u>	<u>37,28,675</u>
99,967	...	99,967
2,99,773	4,98,980	7,98,753
2,00,000	...	2,00,000
<u>46,28,395</u>	<u>6,66,980</u>	<u>52,95,375</u>
<u>46,28,395</u>	<u>6,66,980</u>	<u>31,26,38,797</u>
3,03,29,594	...	3,05,95,579
1,65,02,447	...	1,98,53,282
...	3,63,176	3,63,176
...	...	...
2,15,785	...	2,15,785
13,62,000	31,26,000	81,44,905
91,22,178	64,58,000	2,01,96,263
11,14,000	...	21,62,844
14,99,000	...	42,69,931
2,25,33,285	...	3,66,94,814
...	...	50,000
19,81,374	...	19,81,374
...	...	1,02,83,175
<u>8,46,59,663</u>	<u>99,47,176</u>	<u>13,48,11,128</u>

## STATEMENT

## DETAILED ACCOUNT OF EXPENDITURE

(Figures in italics represent

Heads

Actuals

Non-Plan

(1)

(2)

Rs.

<b>C. ECONOMIC SERVICES - Contd..</b>	
<b>(f) Industry and Minerals - Concl'd.</b>	
<b>2852. Industries</b>	
08. Consumer Industries	
201. Sugar	7,47,982
800. Other expenditure	...
Total : 2852	<u>7,47,982</u>
<b>2853. Non-ferrous Mining and Metallurgical Industries</b>	
02. Regulation and Development of Mines	
001. Direction and Administration	45,73,000
003. Training	...
004. Research and Development	...
101. Survey and Mapping	...
102. Mineral Exploration	...
Total : 02	<u>45,73,000</u>
Total : 2853	<u>45,73,000</u>
Total : (f) Industry and Minerals	<u>4,55,25,271</u>
<b>(g) Transport</b>	
<b>3054. Roads and Bridges</b>	
01. National Highways	
377. Road Works	1,35,69,876
Total : 01	<u>1,35,69,876</u>
02. Strategic Border Roads	
377. Road works	...
Total : 02	<u>...</u>
03. State Highways	
102. Bridge Works	70,25,721
337. Road Works	...
Total : 03	<u>70,25,721</u>

## NO. 11

## BY MINOR HEADS - Contd..

charged expenditure)

for 1995-96

Plan (3) Rs.	Centrally Spon- sored Plan Schemes (including NEC, Central Plan and Sub-Plan Schemes) (4) Rs.	Total (5) Rs.
17,12,695	...	24,60,677
19,20,559	...	19,20,559
<u>36,33,254</u>	<u>...</u>	<u>43,81,236</u>
...	...	45,73,000
...	...	...
...	...	...
...	...	...
6,69,999	...	6,69,999
<u>6,69,999</u>	<u>...</u>	<u>52,42,999</u>
<u>6,69,999</u>	<u>...</u>	<u>52,42,999</u>
<u>8,89,62,916</u>	<u>99,47,176</u>	<u>14,44,35,363</u>
...	...	1,35,69,876
<u>...</u>	<u>...</u>	<u>1,35,69,876</u>
...	...	...
...	...	...
...	...	70,25,721
...	...	...
<u>...</u>	<u>...</u>	<u>70,25,721</u>

## STATEMENT

## DETAILED ACCOUNT OF EXPENDITURE

(Figures in italics represent

Heads

Actuals

Non-Plan

(1)	(2)	Rs.
<b>C. ECONOMIC SERVICES - Contd..</b>		
<b>(g) Transport</b>		
<b>3054. Roads and Bridges</b>		
04. District and Other Roads		...
102. Bridge Works		...
337. Road Works		1,29,11,477
		<hr/>
Total : 04		1,29,11,477
		<hr/>
80. General		
001. Direction and Administration		1,56,19,352
049. Repairs		75,68,871
052. Machinery and Equipment		90,20,711
799. Suspense	(-)	3,32,95,789 'A'
800. Other expenditure		6,22,317
		<hr/>
		6,22,317
Total : 80	(-)	10,86,855
		<hr/>
		6,22,317
Total : 3054		3,24,20,219
		<hr/>
<b>3055. Transport</b>		
001. Direction and Administration		...
		<hr/>
Total : 3055		...
		<hr/>
Total : (g) Transport		3,30,42,536
		<hr/>
<b>(i) Science, Technology and Environment</b>		
<b>3425. Other Scientific Research</b>		
60. Others		
001. Direction and Administration		...
004. Research and Development		...
200. Assistance to Other Scientific Bodies		...
		<hr/>
Total : 60		...
		<hr/>
Total : 3425		...
		<hr/>



NO. 11

BY MINOR HEADS - Contd..

charged expenditure)

for 1995-96

Plan (3) Rs.	Centrally Spon- sored Plan Schemes (including NEC, Central Plan and Sub-Plan Schemes) (4) Rs.	Total (5) Rs.
...	...	1,29,11,477
...	...	1,29,11,477
5,02,03,373	...	6,58,22,725
...	...	75,68,871
...	...	90,20,711
...	...	(-) 3,32,95,789 'A'
...	...	6,22,317
5,02,03,373	...	4,97,38,835
5,02,03,373	...	8,32,45,909
14,49,434	...	14,49,434
14,49,434	...	14,49,434
5,16,52,807	...	8,46,95,343
32,89,391	...	32,89,391
47,35,729	...	47,35,729
...	...	...
80,25,120	...	80,25,120
80,25,120	...	80,25,120

'A' Recoveries being more than actual expenditure

## STATEMENT

## DETAILED ACCOUNT OF EXPENDITURE

(Figures in italics represent

Heads

Actuals

Non-Plan

(1)	(2)
	Rs.
<b>C. ECONOMIC SERVICES - Contd..</b>	
<i>(i) Science, Technology and Environment - Concl'd.</i>	
<b>3435. Ecology and Environment</b>	
03. Environmental Research and Ecological Regeneration	
003. Environmental Education/ Training/Extension	...
04. Prevention and Control of Pollution	...
104. Impact Assessment	...
Total : 3435	...
Total : <i>(i) Science, Technology and Environment</i>	...
<i>(j) General Economic Services</i>	
<b>3451. Secretariat - Economic Services</b>	
090. Secretariat	11,82,39,288
092. Other Offices	87,53,902
134. Directorate of Manpower and Planning	...
Total : 3451	12,69,93,190
<b>3452. Tourism</b>	
80. General	
001. Direction and Administration	6,12,212
104. Promotion and Publicity	...
800. Other expenditure	...
Total:80	6,12,212
Total : 3452	6,12,212

## NO. 11

## BY MINOR HEADS - Contd..

charged expenditure)

for 1995-96

Plan	Centrally Spon- sored Plan Schemes (including NEC, Central Plan and Sub-Plan Schemes)	Total
(3)	(4)	(5)
Rs.	Rs.	Rs.
20,74,344	1,76,362	22,50,706
3,00,000	22,500	3,22,500
<u>23,74,344</u>	<u>1,98,862</u>	<u>25,73,206</u>
<u>1,03,99,464</u>	<u>1,98,862</u>	<u>1,05,98,326</u>
...	...	11,82,39,288
...	...	87,53,902
40,21,711	...	40,21,711
<u>40,21,711</u>	<u>...</u>	<u>13,10,14,901</u>
42,92,067	...	49,04,279
...	...	...
10,85,415	...	10,85,415
<u>53,77,482</u>	<u>...</u>	<u>59,89,694</u>
<u>53,77,482</u>	<u>...</u>	<u>59,89,694</u>

## STATEMENT

## DETAILED ACCOUNT OF EXPENDITURE

(Figures in italics represent

Heads

Actuals

Non-Plan

(1)	(2)
	Rs.
<b>C. ECONOMIC SERVICES - Contd..</b>	
<i>(j) General Economic Services- Concl'd.</i>	
<b>3453. Foreign Trade and Export Promotion</b>	
106. Administration of Export Promotion schemes	...
Total : 3453	...
<b>3454. Census Surveys and Statistics</b>	
01. <i>Census</i>	
001. Direction and Administration	1,25,96,526
101. Computerisation of Census Data	...
Total : 01	1,25,96,526
02. <i>Surveys and Statistics</i>	
201. National Sample Survey Organisation	36,63,576
203. Computer Services	...
205. Statistical Agency	...
800. Other expenditure	...
Total : 02	36,63,576
Total : 3454	1,62,60,102
<b>3475. Other General Economic Services</b>	
106. Regulation of Weights and Measures	44,67,525
107. Regulations of Markets	16,46,000
Total : 3475	61,13,525
Total : <i>(j) General Economic Services</i>	14,99,79,029

NO. 11

BY MINOR HEADS - Contd..

charged expenditure)

for 1995-96

Plan	Centrally Spon- sored Plan Schemes (including NEC, Central Plan and Sub-Plan Schemes)	Total
(3)	(4)	(5)
Rs.	Rs.	Rs.
...	...	...
...	...	...
...	...	1,25,96,526
...	6,70,630	6,70,630
...	6,70,630	1,32,67,156
11,91,434	...	48,55,010
2,52,632	...	2,52,632
27,57,090	...	27,57,090
9,78,579	...	9,78,579
51,79,735	...	88,43,311
51,79,735	6,70,630	2,21,10,467
41,685	...	45,09,210
...	...	16,46,000
41,685	...	61,55,210
1,46,20,613	6,70,630	16,52,70,272

## STATEMENT

## DETAILED ACCOUNT OF EXPENDITURE

(Figures in italics represent

Heads

Actuals

Non-Plan

(1)

(2)

Rs.

C. *ECONOMIC SERVICES - Concl'd.*

	6,22,317
TOTAL : C. <i>ECONOMIC SERVICES</i>	<u>89,04,98,926</u>

TOTAL : EXPENDITURE HEADS (REVENUE ACCOUNT)	<u>4,66,78,09,283</u>
--	-----------------------

EXPENDITURE HEADS  
(CAPITAL ACCOUNT)

A. CAPITAL ACCOUNT OF  
GENERAL SERVICES

4059. Capital Outlay on  
Public Works

...

TOTAL : A. CAPITAL ACCOUNT OF GENERAL SERVICES	<u>...</u>
---	------------

B. CAPITAL ACCOUNT OF  
SOCIAL SERVICES

(a) Capital Account of  
Education, Sports,  
Art and Culture

4202. Capital Outlay on  
Education, Sports,  
Art and Culture

95,03,246

Total : (a) Capital Account of Education, Sports, Art and Culture	<u>95,03,246</u>
---	------------------

95,03,246

(b) Capital Account of Health and  
Family Welfare

4210. Capital Outlay on Medical and  
Public Health

4211. Capital Outlay on Family Welfare

...

...

Total : (b) Capital Account of Health and Family Welfare	<u>...</u>
--	------------

...

NO. 11

BY MINOR HEADS - Contd..

charged expenditure)

for 1995-96

Plan (3) Rs.	Centrally Spon- sored Plan Schemes (including NEC, Central Plan and Sub-Plan Schemes) (4) Rs.	Total (5) Rs.
<u>58,89,66,884</u>	<u>22,80,01,820</u>	<u>1,70,80,89,947</u>
<u>1,12,94,84,766</u>	<u>39,04,21,763</u>	<u>6,18,77,15,812</u>
<u>6,53,94,126</u>	...	<u>6,53,94,126</u>
<u>6,53,94,126</u>	...	<u>6,53,94,126</u>
<u>9,12,78,580</u>	...	<u>10,07,81,826</u>
<u>9,12,78,580</u>	...	<u>10,07,81,826</u>
1,65,42,838 ...	... 54,646	1,65,42,838 54,646
<u>1,65,42,838</u>	<u>54,646</u>	<u>1,65,97,484</u>

## STATEMENT

## DETAILED ACCOUNT OF EXPENDITURE

(Figures in italics represent

Heads	Actuals
	Non-Plan
(1)	(2)
	Rs.
<b>B. CAPITAL ACCOUNT OF</b>	
<b>SOCIAL SERVICES - Concl'd.</b>	
<i>(c) Capital Account of Water</i>	
<i>Supply, Sanitation, Housing</i>	
<i>and Urban Development</i>	
4215. Capital Outlay on Water	
Supply and Sanitation	...
4216. Capital Outlay on Housing	...
4217. Capital Outlay on Urban Development	9,76,990
Total : <i>(c) Capital Account of</i>	
<i>Water Supply, Sanitation,</i>	
<i>Housing and Urban Development</i>	<u>9,76,990</u>
<i>(e) Capital Account of Welfare</i>	
<i>Scheduled Caste/Tribe and OBC</i>	
4225. Capital Outlay on Welfare	
of Scheduled Caste/Tribe and OBC	...
02. Welfare of Scheduled Tribe	...
800. Other expenditure	...
Total : 4225	...
Total : <i>(e) Capital Account of Welfare</i>	
<i>of Scheduled Caste/Tribe and OBC</i>	<u>...</u>
<i>(g) Capital Account of Social</i>	
<i>Welfare and Nutrition</i>	
4235. Capital Outlay on Social	
Security and Welfare	...
Total : <i>(g) Capital Account</i>	
<i>of Social Welfare and Nutrition</i>	<u>...</u>
<i>(h) Capital Account of</i>	
<i>Other Social Services</i>	
4250. Capital Outlay on	
other Social Services	...
Total : <i>(h) Capital</i>	
<i>Account of Other</i>	
<i>Social Services</i>	<u>...</u>
TOTAL : <b>B. CAPITAL ACCOUNT</b>	
<b>OF SOCIAL SERVICES</b>	<u>1,04,80,236</u>
<b>C. CAPITAL ACCOUNT OF</b>	
<b>ECONOMIC SERVICES</b>	
<i>(a) Capital Account of</i>	
<i>Agriculture and Allied</i>	
<i>Activities</i>	
4401. Capital Outlay on	
Crop Husbandry	37.51.156



NO. 11

BY MINOR HEADS - Contd..

charged expenditure)

for 1995-96

Plan (3) Rs.	Centrally Spon- sored Plan Schemes (including NEC, Central Plan and Sub-Plan Schemes) (4) Rs.	Total (5) Rs.
17,66,72,673	3,91,75,449	21,58,48,122
6,95,23,731	55,261	6,95,78,992
3,28,63,776	...	3,38,40,766
<u>27,90,60,180</u>	<u>3,92,30,710</u>	<u>31,92,67,880</u>
...	...	...
18,16,204	...	18,16,204
<u>18,16,204</u>	<u>...</u>	<u>18,16,204</u>
<u>18,16,204</u>	<u>...</u>	<u>18,16,204</u>
4,64,197	...	4,64,197
<u>4,64,197</u>	<u>...</u>	<u>4,64,197</u>
18,22,985	...	18,22,985
<u>18,22,985</u>	<u>...</u>	<u>18,22,985</u>
<u>39,09,84,984</u>	<u>3,92,85,356</u>	<u>44,07,50,576</u>

10,03,703

...

47,54,859

## STATEMENT

## DETAILED ACCOUNT OF EXPENDITURE

(Figures in italics represent

<i>Heads</i>	<u>Actuals</u>
(1)	Non-Plan
	(2)
	Rs.
<b>C. CAPITAL ACCOUNT OF</b>	
<b>ECONOMIC SERVICES - Contd.</b>	
<b>(a) Capital Account of</b>	
<b>Agriculture and Allied</b>	
<b>Activities - Concl'd.</b>	
4402. Capital Outlay on Soil and Water Conservation	...
4403. Capital Outlay on Animal Husbandry	...
4404. Capital Outlay on Dairy Development	...
4405. Capital Outlay on Fisheries	...
4408. Capital Outlay on Food Storage and Warehousing	69,22,272
4415. Capital Outlay on Agricultural Research and Education	...
4416. Investment in Agricultural Financial Institutions	...
4425. Capital Outlay on Co-operation	...
<b>Total:(a) Capital Account</b>	<hr/>
<b>of Agriculture and</b>	
<b>Allied Activities</b>	1,06,73,428
	<hr/>
<b>(b) Capital Account of Rural Development</b>	
4515. Community on Other Rural Development Programme	
102. Community Development	...
800. Other expenditure	...
<b>Total:(b) Capital</b>	<hr/>
<b>Account of Rural Development</b>	...
	<hr/>
<b>(c) Capital Account of</b>	
<b>Special Areas Programmes</b>	
4552. Capital Outlay on North Eastern Areas	...
<b>Total:(c) Capital</b>	<hr/>
<b>Account of Special</b>	
<b>Areas Programmes</b>	...
	<hr/>
<b>(d) Capital Account of Irrigation</b>	
<b>and Flood Control</b>	
4701. Capital Outlay on Major and Medium Irrigation	...
4702. Capital Outlay on Irrigation	...

NO. 11

BY MINOR HEADS - Contd..

charged expenditure)

for 1995-96

Plan (3) Rs.	Centrally Spon- sored Plan Schemes (including NEC, Central Plan and Sub-Plan Schemes) (4) Rs.	Total (5) Rs.
...	...	...
52,20,203	78,794	52,98,997
4,96,699	...	4,96,699
17,95,955	1,77,200	19,73,155
7,18,662	...	76,40,934
74,00,000	...	74,00,000
...	...	...
3,00,000	91,18,000	94,18,000
<u>1,69,35,222</u>	<u>93,73,994</u>	<u>3,69,82,644</u>
...	...	...
17,62,000	...	17,62,000
<u>17,62,000</u>	...	<u>17,62,000</u>
...	35,46,618	35,46,618
...	35,46,618	35,46,618
31,13,81,996	...	31,13,81,996
5,56,90,703	...	5,56,90,703

## STATEMENT

## DETAILED ACCOUNT OF EXPENDITURE

(Figures in italics represent

Heads

Actuals

Non-Plan

(1)	(2)
	Rs.
<b>C. CAPITAL ACCOUNT OF ECONOMIC SERVICES - Contd..</b>	
4711. Capital Outlay on Flood Control Projects	...
<b>Total:(d) Capital Account of Irrigation and Flood Control</b>	<hr/> ... <hr/>
<b>(e) Capital Account of Energy</b>	
4801. Capital Outlay on Power Projects	...
<b>Total:(e) Capital Account of Energy</b>	<hr/> ... <hr/>
<b>(f) Capital Account of Industry and Minerals</b>	
4851. Capital outlay on Village and Small Industries	...
4852. Capital Outlay on Industries	...
4853. Capital Outlay on Non Ferrous Mining and Metallurgical Industries	...
4854. Capital Outlay on Cement and Non-metallic Mineral Industries	...
4859. Capital Outlay on Telecommunication and Electronic Industries	...
4860. Capital Outlay on Consumer Industries	4,44,953
4885. Capital Outlay on Industries and Minerals	...
<b>Total : (f) Capital Account of Industry and Minerals</b>	<hr/> 4,44,953 <hr/>
<b>(g) Capital Account of Transport</b>	
5054. Capital Outlay on Roads and Bridges	...
5055. Capital Outlay on Road Transport	...
<b>Total:(g) Capital Account of Transport</b>	<hr/> ... <hr/>

## NO. 11

## BY MINOR HEADS - Contd..

charged expenditure)

for 1995-96

Plan (3) Rs.	Centrally Spon- sored Plan Schemes (including NEC, Central Plan and Sub-Plan Schemes) (4) Rs.	Total (5) Rs.
4,25,41,276	...	4,25,41,276
<u>40,96,13,975</u>	<u>...</u>	<u>40,96,13,975</u>
42,70,86,291	...	42,70,86,291
<u>42,70,86,291</u>	<u>...</u>	<u>42,70,86,291</u>
34,88,050	89,580	35,77,630
...	...	...
1,13,232	...	1,13,232
...	...	...
...	...	...
...	...	4,44,953
...	...	...
<u>36,01,282</u>	<u>89,580</u>	<u>41,35,815</u>
33,11,34,007	...	33,11,34,007
2,58,79,231	...	2,58,79,231
<u>35,70,13,238</u>	<u>...</u>	<u>35,70,13,238</u>

## STATEMENT

## DETAILED ACCOUNT OF EXPENDITURE

(Figures in italics represent

Heads

Actuals

Non-Plan

(1)	(2)
	Rs.
<b>C. CAPITAL ACCOUNT OF ECONOMIC SERVICES - Concl'd.</b>	
<i>(i) Capital Account of Science Technology and Environment</i>	
5425. Capital Outlay on other Scientific and Environment Research	...
Total : <i>(i) Capital Account of Science Technology and Environment</i>	<u>...</u>
<i>(j) Capital Account of General Economic Services</i>	
5452. Capital Outlay on Tourism	...
Total : <i>(j) Capital Account of General Economic Services</i>	<u>...</u>
<b>TOTAL : C. CAPITAL ACCOUNT OF ECONOMIC SERVICES</b>	<u>1,11,18,381</u>
<b>TOTAL:EXPENDITURE HEADS (CAPITAL ACCOUNT)</b>	<u>2,15,98,617</u>
<b>GRAND TOTAL :</b>	<u>4,68,94,07,900</u>

NO. 11

BY MINOR HEADS - *Concl'd.*  
 charged expenditure)

for 1995-96

Plan	Centrally Spon- sored Plan Schemes (including NEC, Central Plan and Sub-Plan Schemes)	Total
(3)	(4)	(5)
Rs.	Rs.	Rs.
...	...	...
...	...	...
...	57,30,682	57,30,682
...	57,30,682	57,30,682
<u>1,21,60,12,008</u>	<u>1,87,40,874</u>	<u>1,24,58,71,263</u>
<u>1,67,23,91,118</u>	<u>5,80,26,230</u>	<u>1,75,20,15,965</u>
<u>2,80,18,75,884</u>	<u>44,84,47,993</u>	<u>7,93,97,31,777</u>

**STATEMENT**  
**DETAILED STATEMENT OF CAPITAL EXPENDITURE**  
*Expenditure*

*Nature of expenditure*

Non-Plan

(1)	(2)
	Rs.
<b>A. CAPITAL ACCOUNT OF GENERAL SERVICES</b>	
<b>4059. Capital Outlay on Public Works</b>	
<i>01. Office Buildings</i>	
101. Construction-General Pool Accommodation	...
201. Acquisition of Land	...
800. Other expenditure	...
Total : <i>01. Office Buildings</i>	...
<i>60. Other Buildings</i>	
051. Construction	...
80. General	
001. Direction and Administration	...
800. Other expenditure	...
Total : <i>80 General</i>	...
Total : 4059	...
<b>4070. Capital Outlay on Other Administrative Services</b>	
003. Training	...
800. Other expenditure	...
Total : 4070	...
<b>TOTAL : A. CAPITAL ACCOUNT OF GENERAL SERVICES</b>	...
<b>B. CAPITAL ACCOUNT OF SOCIAL SERVICES</b>	
<b>(a) Capital Account of Education, Sports, Art and Culture</b>	
<b>4202. Capital Outlay on Education, Sports, Art and Culture</b>	
<i>01. General Education</i>	
201. Elementary Education	...
202. Secondary Education	95,03,246
203. University and Higher Education	...
600. General	...
800. Other expenditure	...
Total : <i>01. General Education</i>	95,03,246



NO. 12  
DURING AND TO END OF THE YEAR 1995-96  
during the year

Plan	Centrally Spon- sored Plan Schemes including NEC, Central Plan and Sub-Plan Schemes	Total	Expenditure to end of the year
(3) Rs.	(4) Rs.	(5) Rs.	(6) Rs.
6,38,47,626	...	6,38,47,626	32,76,42,476
...	...	...	1,06,52,641
...	...	...	2,82,45,149
<u>6,38,47,626</u>	<u>...</u>	<u>6,38,47,626</u>	<u>36,65,40,266</u>
15,46,500	...	15,46,500	27,00,75,216
...	...	...	1,36,87,046
...	...	...	10,38,90,857
<u>15,46,500</u>	<u>...</u>	<u>15,46,500</u>	<u>38,76,53,119</u>
<u>6,53,94,126</u>	<u>...</u>	<u>6,53,94,126</u>	<u>75,41,93,385</u>
...	...	...	49,29,178
...	...	...	14,97,819
<u>...</u>	<u>...</u>	<u>...</u>	<u>64,26,997</u>
<u>6,53,94,126</u>	<u>...</u>	<u>6,53,94,126</u>	<u>76,06,20,382</u>
80,10,747	...	80,10,747	14,17,85,819
45,09,567	...	1,40,12,813	8,57,34,681
26,34,717	...	26,34,717	4,53,28,247
...	...	...	64,46,986
...	...	...	5,27,07,865
<u>1,51,55,031</u>	<u>...</u>	<u>2,46,58,277</u>	<u>33,20,03,598</u>

STATEMENT  
**DETAILED STATEMENT OF CAPITAL EXPENDITURE**  
*Nature of expenditure* Expenditure  
*Non-Plan*

(1)	(2) Rs.
<b>B. CAPITAL ACCOUNT OF SOCIAL SERVICES - Contd..</b>	
<b>(a) Capital Account of Education,</b>	
<b>    Sports, Art and Culture - Concl'd.</b>	
<b>4202. Capital Outlay on Education,</b>	
<b>    Sports, Art and Culture - Concl'd.</b>	
02. Technical Education	
105. Engineering/Technical Colleges and Institutes	...
800. Other expenditure	...
Total : 02. Technical Education	...
03. Sports and Youth Services	
Sports Stadia	
101. Youth Hostels	...
800. Other expenditure	...
Total : 03. Sports and Youth Service Sports Stadia	...
04. Art and Culture	
104. Archives	...
800. Other expenditure	...
Contribution to Manipur Film Development Corporation Limited	...
Total : 04. Art and Culture	...
Total : 4202	95,03,246
Total : (a) Capital Account of Education, Sports, Art and Culture	95,03,246

## NO. 12

DURING AND TO END OF THE YEAR 1995-96 - Contd.  
during the year

Plan	Centrally Spon- sored Plan Schemes including NEC, Central Plan and Sub-Plan Schemes	Total	Expenditure to end of the year
(3) Rs.	(4) Rs.	(5) Rs.	(6) Rs.
35,109	...	35,109	1,69,13,487
...	...	...	1,92,20,814
<u>35,109</u>	<u>...</u>	<u>35,109</u>	<u>3,61,34,301</u>
4,91,84,323	...	4,91,84,323	9,39,77,751
2,69,04,117	...	2,69,04,117	9,66,96,210
<u>7,60,88,440</u>	<u>...</u>	<u>7,60,88,440</u>	<u>19,06,73,961</u>
...	...	...	5,12,787
...	...	...	1,61,00,144
...	...	...	27,00,000
<u>...</u>	<u>...</u>	<u>...</u>	<u>1,93,12,931</u>
<u>9,12,78,580</u>	<u>...</u>	<u>10,07,81,826</u>	<u>57,81,24,791</u>
<u>9,12,78,580</u>	<u>...</u>	<u>10,07,81,826</u>	<u>57,81,24,791</u>

<i>Nature of expenditure</i>	<b>STATEMENT DETAILED STATEMENT OF CAPITAL EXPENDITURE Expenditure</b>
	<i>Non-Plan</i>
(1)	(2) Rs.
<b>B. CAPITAL ACCOUNT OF SOCIAL SERVICES - Contd..</b>	
<b>(b) Capital Account of</b>	
<b>Health and Family Welfare</b>	
<b>4210. Capital Outlay on Medical</b>	
<b>and Public Health</b>	
01. Urban Health Services	
110. Hospital and Dispensaries	...
800. Other expenditure	...
Total : 01. Urban Health Services	...
02. Rural Health Services	
101. Health Sub-Centres	...
103. Primary Health Centres	...
104. Community Health Centre	...
800. Other expenditure	...
Total : 02. Rural Health Services	...
80. General	
102. I.S.M. and Homeopathy	...
110. Hospital and Dispensaries	...
800. Other expenditure	...
Total : 80. General	...
Total : 4210	...
<b>4211. Capital Outlay on Family Welfare</b>	
101. Rural Family Welfare Services	...
102. Urban Family Welfare Services	...
103. Maternity and child Health	...
800. Other expenditure	...
Total: 4211	...
Total : (b) Capital Account of	
Health and Family Welfare	...

## NO. 12

DURING AND TO END OF THE YEAR 1995-96 - Contd.  
during the year

Plan	Centrally Spon- sored Plan Schemes including NEC, Central Plan and Sub-Plan Schemes	Total	Expenditure to end of the year
(3)	(4)	(5)	(6)
Rs.	Rs.	Rs.	Rs.
...	...	...	52,64,869
...	...	...	8,09,00,648
...	...	...	8,61,65,517
5,57,268	...	5,57,268	1,19,64,172
32,95,049	...	32,95,049	2,17,79,191
72,83,597	...	72,83,597	1,69,32,879
54,06,924	...	54,06,924	2,10,70,531
1,65,42,838	...	1,65,42,838	7,17,46,773
...	...	...	7,52,857
...	...	...	3,53,461
...	...	...	2,97,20,476
...	...	...	3,08,26,794
1,65,42,838	...	1,65,42,838	18,87,39,084
...	...	...	90,11,442
...	54,646	54,646	1,35,79,537
...	...	...	10,46,669
...	...	...	34,75,187
...	54,646	54,646	2,71,12,835
1,65,42,838	54,646	1,65,97,484	21,58,51,919

	STATEMENT DETAILED STATEMENT OF CAPITAL EXPENDITURE Expenditure
Nature of expenditure	Non-Plan

	(1)	(2)
		Rs.
<b>B. CAPITAL ACCOUNT OF SOCIAL SERVICES - Contd..</b>		
<b>(c) Capital Account of Water Supply, Sanitation, Housing and Urban Development</b>		
<b>4215. Capital Outlay on Water Supply and Sanitation</b>		
01. Water Supply		
101. Urban Water Supply		...
102. Rural Water Supply		...
800. Other expenditure		...
		...
Total : 01. Water Supply		...
		...
02. Sewerage and Sanitation		
101. Urban Sanitation Services		...
102. Rural Sanitation Services		...
106. Sewerage Services		...
800. Other expenditure		...
		...
Total : 02. Sewerage and Sanitation		...
		...
Total : 4215		...
		...
<b>4216. Capital Outlay on Housing</b>		
01. Government Residential Buildings		
106. General Pool Accommodation		...
107. Police Housing		...
700. Other Housing		...
		...
Total : 01. Government Residential Buildings		...

NO. 12

DURING AND TO END OF THE YEAR 1995-96 - Contd.  
during the year

Plan	Centrally Spon- sored Plan Schemes including NEC, Central Plan and Sub-Plan Schemes	Total	Expenditure to end of the year
(3) Rs.	(4) Rs.	(5) Rs.	(6) Rs.
6,26,28,902	(-) 2,95,13,215 'A'	3,31,15,687	47,24,74,792
6,72,20,997	6,00,10,583	12,72,31,580	1,42,45,51,991
1,89,94,821	...	1,89,94,821	9,82,59,693
<u>14,88,44,720</u>	<u>3,04,97,368</u>	<u>17,93,42,088</u>	<u>1,99,52,86,476</u>
2,32,84,582	...	2,32,84,582	7,32,20,801
45,43,370	84,88,896	1,30,32,266	4,27,07,790
...	...	...	1,09,51,066
...	1,89,186	1,89,186	1,30,64,400
<u>2,78,27,952</u>	<u>86,78,082</u>	<u>3,65,06,034</u>	<u>13,99,44,057</u>
<u>17,66,72,672</u>	<u>3,91,75,450</u>	<u>21,58,48,122</u>	<u>2,13,52,30,533</u>
2,94,37,868	...	2,94,37,868	36,57,67,000
...	...	...	4,36,49,150
4,00,85,863	55,261	4,01,41,124	11,31,02,604
<u>6,95,23,731</u>	<u>55,261</u>	<u>6,95,78,992</u>	<u>52,25,18,754</u>

'A' Represents transfer of expenditure of previous years from this head.

STATEMENT  
DETAILED STATEMENT OF CAPITAL EXPENDITURE  
Expenditure

Nature of expenditure

---

Non-Plan

(1)	(2) RS.
<b>B. CAPITAL ACCOUNT OF SOCIAL SERVICES - Contd..</b>	
<b>(c) Capital Account of Water Supply, Sanitation, Housing and Urban Development - Concl'd.</b>	
4216. Capital Outlay on Housing -Concl'd.	
80. General	
190. Investment in Public Sector and Other Undertakings - 9th Finance Commission	...
Total : 4216	...
4217. Capital Outlay on Urban Development	
01. State Capital Development	
800. Other expenditure	9,76,990
Total : 4217	9,76,990
Total : (c) Capital Account of Water Supply, Sanitation, Housing and Urban Development	9,76,990
<b>(d) Capital Account of Information and Broadcasting</b>	
4220. Capital Outlay on Information and Publicity	
60. Others	
101. Buildings	...
Total : 4220	...
Total : (d) Capital Account of Information and Broadcasting	...



## NO. 12

DURING AND TO END OF THE YEAR 1995-96 - Contd..  
during the year

<i>Plan</i>	<i>Centrally Spon- sored Plan Schemes including NEC, Central Plan and Sub-Plan Schemes</i>	<i>Total</i>	<i>Expenditure to end of the year</i>
(3)	(4)	(5)	(6)
Rs.	Rs.	Rs.	Rs.
...	...	...	24,33,150
<u>6,95,23,731</u>	<u>55,261</u>	<u>6,95,78,992</u>	<u>52,49,51,904</u>
<u>3,28,63,776</u>	...	<u>3,38,40,766</u>	<u>16,27,38,664</u>
<u>3,28,63,776</u>	...	<u>3,38,40,766</u>	<u>16,27,38,664</u>
<u>27,90,60,179</u>	<u>3,92,30,711</u>	<u>31,92,67,880</u>	<u>2,82,29,21,101</u>
...	...	...	15,77,818
...	...	...	15,77,818
...	...	...	15,77,818

**STATEMENT**

**DETAILED STATEMENT OF CAPITAL EXPENDITURE**

Nature of expenditure **Expenditure**

---

Non-Plan

(1)	(2)
	Rs.
<b>B. CAPITAL ACCOUNT OF SOCIAL SERVICES - Contd..</b>	
<b>(e) Capital Account of Welfare of Scheduled Castes, Scheduled Tribes and Other Backward classes</b>	
<b>4225. Capital Outlay on Welfare of Scheduled Castes, Scheduled Tribes and other Backward Classes</b>	
02. Welfare of Scheduled Tribes	
190. Investment in Public Sector and Other Undertakings - Investment in Manipur Tribal Development Corporation Limited	...
800. Other expenditure	...
	<hr/>
Total : 02 Welfare of Scheduled Tribes	...
	<hr/>
Total : 4225	...
	<hr/>
Total : (e) Capital Account of Welfare of Scheduled Castes, Scheduled Tribes and Other Backward classes	...
	<hr/>
<b>(g) Capital Account of Social Welfare and Nutrition</b>	
<b>4235. Capital Outlay on Social Security and Welfare</b>	
02. Social Welfare	
101. Welfare of handicapped	...
102. Child Welfare	...
103. Women's Welfare	...
104. Welfare of aged, infirm and destitute	...
800. Other expenditure	...
	<hr/>
Total : 02 Social Welfare	...
	<hr/>
Total : 4235	...
	<hr/>
Total : (g) Capital Account of Social Welfare and Nutrition	...
	<hr/>

## NO. 12

DURING AND TO END OF THE YEAR 1995-96 - Contd..

during the year

Plan	Centrally Spon- sored Plan Schemes including NEC, Central Plan and Sub-Plan Schemes	Total	Expenditure to end of the year
(3)	(4)	(5)	(6)
Rs.	Rs.	Rs.	Rs.
...	...	...	20,00,000
18,16,204	...	18,16,204	1,14,99,563
<hr/>	<hr/>	<hr/>	<hr/>
18,16,204	...	18,16,204	1,34,99,563
<hr/>	<hr/>	<hr/>	<hr/>
18,16,204	...	18,16,204	1,34,99,563
<hr/>	<hr/>	<hr/>	<hr/>
18,16,204	...	18,16,204	1,34,99,563
<hr/>	<hr/>	<hr/>	<hr/>
...	...	...	6,60,319
...	...	...	4,16,003
...	...	...	4,33,438
...	...	...	14,53,450
4,64,197	...	4,64,197	1,15,41,484
<hr/>	<hr/>	<hr/>	<hr/>
4,64,197	...	4,64,197	1,45,04,694
<hr/>	<hr/>	<hr/>	<hr/>
4,64,197	...	4,64,197	1,45,04,694
<hr/>	<hr/>	<hr/>	<hr/>
4,64,197	...	4,64,197	1,45,04,694
<hr/>	<hr/>	<hr/>	<hr/>

**STATEMENT**  
**DETAILED STATEMENT OF CAPITAL EXPENDITURE**

Nature of expenditure *Expenditure*

---

Non-Plan

(1)	(2) Rs.
<b>B. CAPITAL ACCOUNT OF SOCIAL SERVICES - Concl'd.</b>	
<b>(h) Capital Account of Other Social Services</b>	
<b>4250. Capital Outlay on other Social Services</b>	
800. Other expenditure - Industrial Training Institute	...
	<hr/>
Total : 4250	...
	<hr/>
Total : (h) Capital Account of Other Social Services	...
	<hr/>
<b>TOTAL : B. CAPITAL ACCOUNT OF             SOCIAL SERVICES</b>	1,04,80,236
	<hr/>
<b>C. CAPITAL ACCOUNT OF ECONOMIC SERVICES</b>	
<b>(a) Capital Account of Agriculture             and Allied Activities</b>	
<b>4401. Capital Outlay on Crop Husbandry</b>	
103. Seeds	43,71,959
104. Agricultural Farms	...
105. Manures and Fertilizers	...
107. Plant Protection	13,68,647
119. Horticulture and Vegetable Crops	...
190. Investments in Public Sector and Other Undertakings - Investments in Manipur Plantation Crops Corporation Limited	...
800. Other expenditure	12,97,602
901. Deduct - Receipts and Recoveries on Capital Account	(-)32,87,052
	<hr/>
Total : 4401	37,51,156
	<hr/>

NO. 12

DURING AND TO END OF THE YEAR 1995-96 - Contd.  
during the year

Plan	Centrally Spon- sored Plan Schemes including NEC, Central Plan and Sub-Plan Schemes	Total	Expenditure to end of the year
(3) Rs.	(4) Rs.	(5) Rs.	(6) Rs.
18,22,985	...	18,22,985	1,19,75,809
18,22,985	...	18,22,985	1,19,75,809
18,22,985	...	18,22,985	1,19,75,809
39,09,84,983	3,92,85,357	44,07,50,576	3,65,84,55,695
...	...	43,71,959	3,86,06,782
...	...	...	3,46,92,658
...	...	...	6,60,90,704
...	...	13,68,647	1,36,92,943
...	...	...	29,78,528
...	...	...	34,00,000
10,03,703	...	23,01,305	1,36,11,240
...	...	(-)32,87,052	(-)6,72,82,942
10,03,703	...	47,54,859	10,57,89,913

**STATEMENT**  
**DETAILED STATEMENT OF CAPITAL EXPENDITURE**  
*Expenditure*

*Nature of expenditure*

Non-Plan

(1)	(2) Rs.
<b>C. CAPITAL ACCOUNT OF ECONOMIC SERVICES - Contd..</b>	
<b>(a) Capital Account of Agriculture and Allied Activities - Contd..</b>	
<b>4402. Capital Outlay on Soil and Water Conservation</b>	
102. Soil Conservation	...
800. Other expenditure	...
Total : 4402	...
<b>4403. Capital Outlay on Animal Husbandry</b>	
800. Other expenditure	...
Total : 4403	...
<b>4404. Capital Outlay on Dairy Development</b>	
102. Dairy Development Projects	...
800. Other expenditure	...
Total : 4404	...
<b>4405. Capital Outlay on Fisheries</b>	
101. Inland Fisheries	...
109. Extension and Training	...
800. Other expenditure	...
Total : 4405	...
<b>4406. Capital Outlay on Forestry and Wild Life</b>	
02. <i>Environmental Forestry and Wild Life</i>	
112. Public Gardens	...
800. Other expenditure	...
Deduct Recovery	...
Total : 02. <i>Environmental Forestry and Wild Life</i>	...
Total : 4406	...

NO. 12

DURING AND TO END OF THE YEAR 1995-96 - Contd.  
during the year

Plan	Centrally Spon- sored Plan Schemes including NEC, Central Plan and Sub-Plan Schemes	Total	Expenditure to end of the year
(3)	(4)	(5)	(6)
Rs.	Rs.	Rs.	Rs.
...	...	...	1,54,75,917
...	...	...	16,74,46,115
...	...	...	18,29,22,032
52,20,203	78,794	52,98,997	5,87,48,927
52,20,203	78,794	52,98,997	5,87,48,927
4,96,699	...	4,96,699	98,38,304
...	...	...	8,48,502
4,96,699	...	4,96,699	1,06,86,806
17,95,955	...	17,95,955	27,69,047
...	1,77,200	1,77,200	1,29,64,153
...	...	...	1,08,77,029
17,95,955	1,77,200	19,73,155	2,66,10,229
...	...	...	4,46,301
...	...	...	2,96,078
...	...	...	(-) 525
...	...	...	7,41,854
...	...	...	7,41,854

<i>Nature of expenditure</i>	<b>STATEMENT DETAILED STATEMENT OF CAPITAL EXPENDITURE Expenditure</b>
	<u>Non-Plan</u>
(1)	(2) Rs.
<b>C. CAPITAL ACCOUNT OF ECONOMIC SERVICES - Contd..</b>	
<b>(a) Capital Account of Agriculture     and Allied Activities - Contd..</b>	
<b>4408. Capital Outlay on Food Storage and     Warehousing</b>	
01. Food	
101. Procurement and Supply	4,53,34,028
800. Other expenditure	...
Deduct Recoveries	(-) 3,84,11,756
Total : 01. Food	<u>(-) 69,22,272</u>
02. Storage and Warehousing	
101. Rural Godown Programme	...
800. Other expenditure	...
Deduct Recoveries	...
Total : 02. Storage and Warehousing	<u>...</u>
Total : 4408	<u>(-) 69,22,272</u>
<b>4415. Capital Outlay on Agricultural Research     and Education</b>	
07. Plantation	
800. Other expenditure	...
Investment in Manipur	
Plantation Crops Corporation Limited	...
Investment in Manipur	
Tribal Development Corporation Limited	...
Total : 07	<u>...</u>
Total : 4415	<u>...</u>



## NO. 12

DURING AND TO END OF THE YEAR 1995-96 - Contd.  
during the year

Plan	Centrally Spon- sored Plan Schemes including NEC, Central Plan and Sub-Plan Schemes	Total	Expenditure to end of the year
(3)	(4)	(5)	(6)
Rs.	Rs.	Rs.	Rs.
...	...	4,53,34,028	24,01,38,352
...	...	...	1,08,78,963
...	...	(-)3,84,11,756	(-)17,66,69,333
...	...	69,22,272	7,43,47,982
7,18,662	...	7,18,662	55,21,431
...	...	...	13,36,915
...	...	...	(-)4,22,78,902
7,18,662	...	7,18,662	(-)3,54,20,556
7,18,662	...	76,40,934	3,89,27,426
...	...	...	1,98,00,000
74,00,000	...	74,00,000	2,95,71,000
...	...	...	1,40,00,000
74,00,000	...	74,00,000	6,33,71,000
74,00,000	...	74,00,000	6,33,71,000

STATEMENT  
DETAILED STATEMENT OF CAPITAL EXPENDITURE  
Expenditure

Nature of expenditure

---

Non-Plan

(1)	(2) Rs.
<b>C. CAPITAL ACCOUNT OF ECONOMIC SERVICES - Contd..</b>	
<b>(a) Capital Account of Agriculture and Allied Activities - Concl'd.</b>	
<b>4416. Investments in Agricultural, Financial Institutions</b>	
190. Investment in Public Sector and Other Undertakings	...
Investment in Manipur Agro-Industrial Corporation Limited	...
Investment in Manipur State Co-operative Bank Limited	...
Investment in Manipur Rural Bank	...
<b>Total : 4416</b>	<hr/> ... <hr/>
<b>4425. Capital Outlay on Co-operation</b>	
001. Direction and Administration	...
106. Investments in Multipurpose Rural Co-operatives	...
107. Investments in Credit Co-operatives	...
108. Investments in Other Co-operatives	...
200. Other Investments	...
800. Other expenditure	...
<b>Total : 4425</b>	<hr/> ... <hr/>
<b>Total:(a) Capital Account of Agriculture and Allied Activities</b>	<hr/> 1,06,73,428 <hr/>
<b>(b) Capital Account of Rural Development</b>	
<b>4515. Capital Outlay on Other Rural Development Programme</b>	
102. Community Development	...
800. Other expenditure	...
<b>Total : 4515</b>	<hr/> ... <hr/>
<b>Total:(b) Capital Account of Rural Development</b>	<hr/> ... <hr/>

NO. 12  
 DURING AND TO END OF THE YEAR 1995-96 - Contd.  
 during the year

Plan	Centrally Spon- sored Plan Schemes including NEC, Central Plan and Sub-Plan Schemes	Total	Expenditure to end of the year
(3) Rs.	(4) Rs.	(5) Rs.	(6) Rs.
...	...	...	60,45,000
...	...	...	47,16,000
...	...	...	2,00,000
...	...	...	3,75,000
...	...	...	1,13,36,000
3,00,000	...	3,00,000	3,00,000
...	...	...	4,87,06,950
...	...	...	2,63,77,990
...	91,18,000	91,18,000	6,78,34,925
...	...	...	10,95,632
...	...	...	58,67,728
3,00,000	91,18,000	94,18,000	15,01,83,225
1,69,35,222	93,73,994	3,69,82,644	64,93,17,412
...	...	...	60,265
17,62,000	...	17,62,000	17,62,000
17,62,000	...	17,62,000	18,22,265
17,62,000	...	17,62,000	18,22,265

**STATEMENT**  
**DETAILED STATEMENT OF CAPITAL EXPENDITURE**  
**Expenditure**

Nature of expenditure

---

Non-Plan

(1)	(2)
	Rs.
<b>C. CAPITAL ACCOUNT OF ECONOMIC SERVICES - Contd..</b>	
<b>(c) Capital Account of Special Areas Programme</b>	
<b>4552. Capital Outlay on North Eastern Areas</b>	
01. Hydel Generation	
005. Investigation	...
03. State Highways	
337. Road Works	...
04. Medium Irrigation Projects	
051. Construction	...
836. Jiri Medium Irrigation Project	...
Refund of Excess Payment	...
Animal Husbandry -	
102. Cattle and Buffalo Development	...
105. Piggery Development	...
106. Other Livestock Development	...
Medical	...
Agriculture	...
Industries	...
800. Other expenditure	...
	...
Total : 4552	...
	...
<b>Total:(c) Capital Account of Special Areas Programme</b>	
	...
<b>(d) Capital Account of Irrigation and Flood Control</b>	
<b>4701. Capital Outlay on Major and Medium Irrigation</b>	
02. Major Irrigation - Non-Commercial	
005. Survey and Investigation	...
051. Construction	...
830. Thoubal Multipurpose River Irrigation Project	...
831. Singda Lift Irrigation Project	...
832. Khuga Irrigation Project	...
Loktak Lift Irrigation Project	...
052. Machinery and Equipment	...
800. Other expenditure	...
	...
Total : 02. Major Irrigation Non-Commercial	...
	...

## NO. 12

DURING AND TO END OF THE YEAR 1995-96 - Contd..  
during the year

Plan	Centrally Spon- sored Plan Schemes including NEC, Central Plan and Sub-Plan Schemes	Total	Expenditure to end of the year
(3)	(4)	(5)	(6)
Rs.	Rs.	Rs.	Rs.
...	...	...	80,68,177
...	35,46,618	35,46,618	51,99,98,728
...	...	...	61,87,584
...	...	...	1,59,423
...	...	...	(-) 63,716
...	...	...	17,505
...	...	...	37,96,732
...	...	...	1,21,36,517
...	...	...	53,23,611
...	...	...	26,10,946
...	...	...	4,00,983
...	...	...	41,69,851
...	35,46,618	35,46,618	56,28,06,341
...	35,46,618	35,46,618	56,28,06,341
5,92,268	...	5,92,268	5,92,268
23,98,86,328	...	23,98,86,328	43,93,84,128
1,46,55,660	...	1,46,55,660	76,52,69,260
35,45,810	...	35,45,810	37,03,92,518
1,48,80,650	...	1,48,80,650	52,60,44,603
...	...	...	28,02,79,076
...	...	...	2,38,17,765
...	...	...	16,56,73,973
27,35,60,716	...	27,35,60,716	2,57,14,53,591

STATEMENT  
DETAILED STATEMENT OF CAPITAL EXPENDITURE

Nature of expenditure Expenditure

Non-Plan

(1)	(2)
	Rs.
<b>C. CAPITAL ACCOUNT OF ECONOMIC SERVICES - Contd..</b>	
<b>(d) Capital Account of Irrigation and Flood Control- Contd..</b>	
<b>4701. Total Outlay on Major and Medium Irrigation - Concl'd.</b>	
04. Medium Irrigation - Non-Commercial	
051. Construction	...
834. Dollaithabi River Irrigation Project	...
835. Sekmai Barrage	...
Khoupum Dam	...
Iram Siphai Barrage Project	...
Other scheme each costing Rs.25 lakhs and less	...
Deduct Recoveries	...
Total : 04 Medium Irrigation - Non-Commercial	...
80. General	
004. Research	...
005. Survey and Investigation	...
052. Machinery and Equipment	...
800. Other expenditure	...
Total : 80 General	...
Total : 4701	...
<b>4702. Capital Outlay on Minor Irrigation</b>	
101. Surface Water	...
102. Ground Water	...
800. Other expenditure	...
Total : 4702	...
<b>4705. Capital Outlay on Command Area Development</b>	
Command Area Development Programme	...
Total : 4705	...

## NO. 12

DURING AND TO END OF THE YEAR 1995-96 - Contd..  
during the year

Plan	Centrally Spon- sored Plan Schemes including NEC, Central Plan and Sub-Plan Schemes	Total	Expenditure to end of the year
(3)	(4)	(5)	(6)
Rs.	Rs.	Rs.	Rs.
...	...	...	65,46,482
2,97,62,472	...	2,97,62,472	10,65,89,268
...	...	...	10,42,82,816
...	...	...	3,04,00,124
...	...	...	6,25,67,933
...	...	...	1,60,59,387
...	...	...	(-)30,27,893
<u>2,97,62,472</u>	<u>...</u>	<u>2,97,62,472</u>	<u>32,34,18,117</u>
...	...	...	49,30,067
80,58,808	...	80,58,808	9,57,42,271
...	...	...	1,31,944
...	...	...	18,95,283
<u>80,58,808</u>	<u>...</u>	<u>80,58,808</u>	<u>10,26,99,565</u>
<u>31,13,81,996</u>	<u>...</u>	<u>31,13,81,996</u>	<u>2,99,75,71,273</u>
2,97,02,585	...	2,97,02,585	18,91,61,970
83,97,031	...	83,97,031	3,91,05,009
1,75,91,087	...	1,75,91,087	8,15,44,095
<u>5,56,90,703</u>	<u>...</u>	<u>5,56,90,703</u>	<u>30,98,11,074</u>
...	...	...	13,60,891
<u>...</u>	<u>...</u>	<u>...</u>	<u>13,60,891</u>

**STATEMENT**

**DETAILED STATEMENT OF CAPITAL EXPENDITURE**

*Nature of expenditure*

*Expenditure*

---

*Non-Plan*

(1)	(2)
	<i>Rs.</i>
<b>C. CAPITAL ACCOUNT OF ECONOMIC SERVICES - Contd..</b>	
<b>(d) Capital Account of Irrigation and Flood Control- Concl'd.</b>	
<b>4711. Capital Outlay on Flood Control Projects</b>	
01. Flood Control	
103. Civil Works	...
106. Original Works	...
800. Other expenditure	...
Embarkment Project Works	...
Flood Control Projects in Valley	...
Flood control Projects in Hills	...
Other schemes each costing Rs.25 lakhs and less	...
Others	...
	...
Total : 01. Flood control	...
	...
Total : 4711	...
	...
Total:(d) Capital Account of Irrigation and Flood Control	...
	...
<b>(e) Capital Account of Energy</b>	
<b>4801. Capital Outlay on Power Projects</b>	
01. Hydel Generation	
001. Direction and Administration	...
052. Machinery and Equipment	...
799. Suspense	
Hydel Schemes	
Survey and Investigation	...
Lokchao Hydel Schemes	...
Leimakhong Stage II	...
Leimakhong stage III	...
Leimakhong Hydel Electric Project	...
Booning Micro Hydel Scheme	...
Booning Hydel Project	...
Keithelmanbi Hydel Project	...
Gelnel Hydel Project	...
Tuivai Hydro Project	...
Loktak Down Stream Development Project	...
Maklang Hydel Project in lieu of Keithelmanbi	...
Nungsankhong	...
Minimum Needs Programmes	...



## NO. 12

DURING AND TO END OF THE YEAR 1995-96 - Contd..  
during the year

Plan	Centrally Spon- sored Plan Schemes including NEC, Central Plan and Sub-Plan Schemes	Total	Expenditure to end of the year
(3)	(4)	(5)	(6)
Rs.	Rs.	Rs.	Rs.
1,90,84,449	...	1,90,84,449	15,16,91,000
2,34,56,827	...	2,34,56,827	6,61,84,038
...	...	...	(-)12,77,257
...	...	...	3,87,56,573
...	...	...	7,73,06,383
...	...	...	36,44,444
...	...	...	24,91,243
...	...	...	91,90,113
<u>4,25,41,276</u>	<u>...</u>	<u>4,25,41,276</u>	<u>34,79,86,537</u>
<u>4,25,41,276</u>	<u>...</u>	<u>4,25,41,276</u>	<u>34,79,86,537</u>
<u>40,96,13,975</u>	<u>...</u>	<u>40,96,13,975</u>	<u>3,65,67,29,775</u>
1,26,72,314	...	1,26,72,314	3,73,06,974
...	...	...	1,09,986
40,34,396	...	40,34,396	67,49,600
...	...	...	25,62,420
...	...	...	1,84,73,207
...	...	...	81,30,438
...	...	...	2,11,84,247
...	...	...	48,25,899
...	...	...	1,83,02,531
...	...	...	30,30,657
...	...	...	85,577
...	...	...	1,43,35,560
...	...	...	1,93,347
...	...	...	20,11,478
...	...	...	19,64,970
...	...	...	2,11,05,254
...	...	...	3,45,11,266

		STATEMENT
		DETAILED STATEMENT OF CAPITAL EXPENDITURE
Nature of expenditure		Expenditure
		Non-Plan
(1)		(2)
		Rs.
<b>C. CAPITAL ACCOUNT OF ECONOMIC SERVICES - Contd..</b>		
<b>(e) Capital Account of Energy - Contd..</b>		
<b>4801. Capital Outlay on Power Projects - Contd..</b>		
Other Schemes each costing Rs.25 lakhs and less		...
Other expenditure		...
		<hr/>
Total : 01 Hydel Generation		...
		<hr/>
02. Thermal Power Generation		
799. Suspense		
Electricity Schemes in Manipur Pre-1974-75 Outlay not allocated		...
		<hr/>
Total : 02 Thermal Power Generation		...
		<hr/>
04. Diesel/Gas Power Generation		
137. Direction and Administration		...
799. Suspense		
Segmentation of Diesel Power Systems		...
Diesel Generation Schemes in Manipur		...
800. Other expenditure		
Installation of 2 MW Diesel Generating Sets at Imphal		...
Augmentation of Diesel Power House at Districts		...
		<hr/>
Total : 04 Diesel/Gas Power Generation		...
		<hr/>
05. Transmission and Distribution		
001. Direction and Administration		...
799. Suspense		
Inter State Transmission Schemes		...
Building Projects		...
Installation of 2 x 315 MVA, 33/11 KVS/S		...
Augmentation of existing 38/11 KVS/S		...
Normal Development Works and Transmission and Distribution		...
Yurembam Augmentation-by 20 MVA and Repair		...
Ningthoukhong 2 x 12.5 MVA/132 KV System		...
Yaingangpokpi 2 x 20 MVA/132 KV System		...
Kakching 1 x 20 MVA//132 KV System		...
Senapati/Churachandpur 132 KV System		...
33 KV Sub-Station Transmission System		...
Distribution System		...
System Improvement Schemes		...
132/33 KV Supply System at Jiribam		...

NO. 12  
DURING AND TO END OF THE YEAR 1995-96 - Contd..  
during the year

Plan	Centrally Spon- sored Plan Schemes including NEC, Central Plan and Sub-Plan Schemes	Total	Expenditure to end of the year
(3) Rs.	(4) Rs.	(5) Rs.	(6) Rs.
...	...	...	15,50,503
...	...	...	1,13,63,476
<u>1,67,06,710</u>	...	<u>1,67,06,710</u>	<u>20,77,97,390</u>
...	...	...	2,78,14,531
...	...	...	2,78,14,531
23,13,413		23,13,413	99,65,821
...	...	...	77,16,333
22,23,752	...	22,23,752	8,40,77,152
...	...	...	1,39,91,211
...	...	...	97,50,319
<u>45,37,165</u>	...	<u>45,37,165</u>	<u>12,55,00,836</u>
6,19,71,979	...	6,19,71,979	26,71,66,138
...	...	...	36,69,13,909
...	...	...	2,410
...	...	...	(-) 1,01,152
...	...	...	2,602
...	...	...	3,88,32,890
...	...	...	1,66,47,148
...	...	...	80,56,799
...	...	...	8,13,49,641
...	...	...	7,85,58,348
...	...	...	3,42,85,994
...	...	...	15,06,44,619
15,63,80,464	...	15,63,80,464	34,08,85,325
...	...	...	6,60,29,186
...	...	...	16,41,549

		STATEMENT
		DETAILED STATEMENT OF CAPITAL EXPENDITURE
Nature of expenditure		Expenditure
		Non-Plan
(1)		(2)
		Rs.
<b>C. CAPITAL ACCOUNT OF ECONOMIC SERVICES - Contd..</b>		
<b>(e) Capital Account of Energy - Concl'd.</b>		
<b>4801. Capital Outlay on Power Projects - Concl'd.</b>		
800. Other expenditure		...
Total : 05 Transmission and Distribution		.....
<b>06. Rural Electrification</b>		
001. Direction and Administration		...
799. Suspense		...
Rural Electrification		...
Other Schemes each costing		.....
Rs.25 lakhs and less		.....
Electrification of villages		.....
Intensification of Electrified villages		.....
800. Other expenditure		...
Minimum Needs Programmes		.....
Total : 06 Rural Electrification		.....
<b>80. General</b>		
003. Training		...
004. Research and Development		.....
800. Other expenditure		.....
Total : 80 General		.....
Total : 4801		.....
Total : (e) Capital Account of Energy		.....
<b>(f) Capital Account of Industry and Minerals</b>		
<b>4851. Capital Outlay on Village and Small Industries</b>		
101. Industrial Estates		...
102. Small Scale Industries		.....
Other schemes each costing		.....
Rs.25 lakhs and less		.....

NO. 12  
 DURING AND TO END OF THE YEAR 1995-96 - Contd..  
 during the year

Plan	Centrally Spon- sored Plan Schemes including NEC, Central Plan and Sub-Plan Schemes	Total	Expenditure to end of the year
(3) Rs.	(4) Rs.	(5) Rs.	(6) Rs.
...	...	...	31,97,29,929
<u>21,83,52,443</u>	<u>...</u>	<u>21,83,52,443</u>	<u>1,77,06,45,335</u>
4,74,31,510	...	4,74,31,510	13,04,46,394
14,00,58,463	...	14,00,58,463	30,76,79,907
...	...	...	9,50,15,920
...	...	...	8,72,84,947
...	...	...	55,65,943
...	...	...	2,34,04,158
...	...	...	85,239
...	...	...	19,75,71,373
<u>18,74,89,973</u>	<u>...</u>	<u>18,74,89,973</u>	<u>84,70,53,881</u>
...	...	...	2,18,727
...	...	...	10,08,336
...	...	...	24,95,704
<u>...</u>	<u>...</u>	<u>...</u>	<u>37,22,767</u>
<u>42,70,86,291</u>	<u>...</u>	<u>42,70,86,291</u>	<u>2,98,25,34,740</u>
<u>42,70,86,291</u>	<u>...</u>	<u>42,70,86,291</u>	<u>2,98,25,34,740</u>
3,55,170	...	3,55,170	1,85,50,797
2,83,786	...	2,83,786	69,32,399
...	...	...	86,15,177

**STATEMENT**

**DETAILED STATEMENT OF CAPITAL EXPENDITURE**

Nature of expenditure

*Expenditure*

---

*Non-Plan*

(1)	(2)
	<i>Rs.</i>
<b>C. CAPITAL ACCOUNT OF ECONOMIC SERVICES - Contd..</b>	
<i>(f) Capital Account of Industry and Minerals - Contd..</i>	
<b>4851. Capital Outlay on Village and Small Industries - conclud.</b>	
103. Handloom Industries	
Investments in Manipur Handloom and Handicrafts Corporation	...
Other schemes each costing Rs.25 lakhs and less	...
104. Handicraft Industries	
Other schemes each costing Rs.25 lakhs and less	...
107. Sericulture Industries	
Other schemes each costing Rs.25 lakhs and less	...
109. Composite Village and Small Industries Co-operatives	...
200. Other Village Industries	...
800. Other expenditure	...
Total : 4851	...
<b>4852. Capital Outlay on Iron and Steel Industries</b>	
<i>02. Manufacture</i>	
190. Investment in Public Sector and Other Undertakings - Investment in Manipur Cycle Corporation Limited	...
Total : 4852	...
<b>4853. Capital Outlay on Non-Ferrous Mining and Metallurgical Industries</b>	
<i>01. Mineral Exploration and Development</i>	
800. Other expenditure	...
<i>02. Non-Ferrous Metals</i>	
800. Other expenditure	...
Total : 4853	...

NO. 12

DURING AND TO END OF THE YEAR 1995-96 - Contd..  
during the year

Plan	Centrally Spon- sored Plan Schemes including NEC, Central Plan and Sub-Plan Schemes	Total	Expenditure to end of the year
(3) Rs.	(4) Rs.	(5) Rs.	(6) Rs.
2,83,786	...	2,83,786	2,32,79,786
...	...	...	45,35,108
16,03,000	...	16,03,000	20,11,258
3,13,375	...	3,13,375	2,52,15,427
...	...	...	72,14,359
...	...	...	4,95,000
...	...	...	20,950
6,48,933	89,580	7,38,513	65,17,615
<u>34,88,050</u>	<u>89,580</u>	<u>35,77,630</u>	<u>10,33,87,876</u>
...	...	...	17,11,000
<u>...</u>	<u>...</u>	<u>...</u>	<u>17,11,000</u>
1,13,232	...	1,13,232	29,78,482
...	...	...	8,38,997
<u>1,13,232</u>	<u>...</u>	<u>1,13,232</u>	<u>38,17,479</u>

**STATEMENT**

**DETAILED STATEMENT OF CAPITAL EXPENDITURE**

*Nature of expenditure*

*Expenditure*

---

*Non-Plan*

(1)	(2)
	Rs.
<b>C. CAPITAL ACCOUNT OF ECONOMIC SERVICES - Contd..</b>	
<i>(f) Capital Account of Industry and Minerals - Contd..</i>	
<b>4854. Capital Outlay on Cement and Non-Metallic Mineral Industries</b>	
01. <i>Cement</i>	
190. Investments in Public sector and other undertakings	
Investments in Manipur Cements Limited	...
	<hr/>
Total : 4854	...
	<hr/>
<b>4859. Capital Outlay on Telecommunication and Electronic Industries</b>	
02. <i>Electronics</i>	
190. Investments in Public Sector and other Undertakings - Investments in Manipur Electronics Corporation Limited	...
	<hr/>
Total : 4859	...
	<hr/>
<b>4860. Capital Outlay on Consumer Industries</b>	
01. <i>Textiles</i>	
190. Investments in Public Sector and other Undertakings - Investments in Manipur Spinning Mills Corporation Limited	...
04. <i>Sugar</i>	
004. Research and Development	...
800. Other expenditure	4,44,953
	<hr/>
Total : 04. Sugar	4,44,953
	<hr/>



## NO. 12

DURING AND TO END OF THE YEAR 1995-96 - Contd..  
during the year

Plan	Centrally Spon- sored Plan Schemes including NEC, Central Plan and Sub-Plan Schemes	Total	Expenditure to end of the year
(3)	(4)	(5)	(6)
Rs.	Rs.	Rs.	Rs.
...	...	...	29,85,000
...	...	...	29,85,000
...	...	...	1,59,40,000
...	...	...	1,59,40,000
...	...	...	9,80,55,000
...	...	...	30,43,703
...	...	4,44,953	1,25,34,536
...	...	4,44,953	11,36,33,239

Nature of expenditure	STATEMENT DETAILED STATEMENT OF CAPITAL EXPENDITURE Expenditure
	Non-Plan
(1)	(2) Rs.
<b>C. CAPITAL ACCOUNT OF ECONOMIC SERVICES - Contd..</b>	
<b>(f) Capital Account of Industry and Minerals - Concl'd.</b>	
<b>4860. Capital Outlay on Consumer Industries - Concl'd.</b>	
60. Others	
600. Others	
Share Contribution to Manipur Cycle Corporation Limited	...
Share Contribution to Manipur Electronic Corporation Limited	...
Sugar Factory	...
Share Contribution to Manipur Cement Factory	...
Share Contribution to Manipur Development and Financial Corporation Limited	...
Distillery Plant	...
Paper Plant	...
Starch and Glucose Projects	...
Mechanical Brick Unit	...
Khandsari Sugar Factory	...
Other Industries	...
<b>Total : 60 Others</b>	...
<b>Total : 4860</b>	4,44,953
<b>4885. Other Capital Outlay on Industries and Minerals</b>	
01. Investments in Industrial Financial Institutions	
190. Investments in Public Sector and other undertakings	
Investments in Manipur Industrial Development Corporation Limited	...
Investment in Assam Financial Corporation	...
<b>Total : 01. Investments in Industrial Financial Institutions</b>	...
<b>Total : 4885</b>	...
<b>Total : (f) Capital Account of Industry and Minerals</b>	4,44,953

NO. 12

DURING AND TO END OF THE YEAR 1995-96 - Contd..  
during the year

Plan	Centrally Spon- sored Plan Schemes including NEC, Central Plan and Sub-Plan Schemes	Total	Expenditure to end of the year
(3) Rs.	(4) Rs.	(5) Rs.	(6) Rs.
...	...	...	16,00,000
...	...	...	96,88,000
...	...	...	64,50,000
...	...	...	19,94,000
...	...	...	4,95,50,000
...	...	...	12,791
...	...	...	12,22,249
...	...	...	45,862
...	...	...	1,000
...	...	...	1,98,533
...	...	...	2,64,98,374
...	...	...	9,72,60,809
...	...	4,44,953	21,08,94,048
...	...	...	2,92,21,000
...	...	...	15,33,500
...	...	...	3,07,54,500
...	...	...	3,07,54,500
36,01,282	89,580	41,35,815	36,94,89,903

**STATEMENT**

**DETAILED STATEMENT OF CAPITAL EXPENDITURE**

**Expenditure**

*Nature of expenditure*

---

*Non-Plan*

<i>(1)</i>	<i>(2)</i>
	<i>Rs.</i>
<b>C. CAPITAL ACCOUNT OF ECONOMIC SERVICES - Contd..</b>	
<b>(g) Capital Account of Transport</b>	
<b>5054. Capital Outlay on Roads and Bridges</b>	
01. National Highways	
52. Machinery and Equipment	...
377. Road Works	...
800. Other expenditure	
Roads of Inter State Importance	...
	<hr/>
Total : 01 National Highways	...
	<hr/>
02. Strategic and Border Roads	
337. Road Works	...
800. Other expenditure	...
Border Roads	...
	<hr/>
Total : 02 Strategic and Border Roads	...
	<hr/>
03. State Highways	
052. Machinery and Equipment	...
101. Bridges	...
337. Road Works	...
800. Other expenditure	...
	<hr/>
Total : 03 State Highways	...
	<hr/>
04. District and Other Roads	
800. Other expenditure	...
Deduct Recoveries	...
	<hr/>
Total : 04 District and Other Roads	...
	<hr/>
80. General	
004. Research	...
800. Other expenditure	...
	<hr/>
Total : 80 General	...
	<hr/>
Total : 5054	...
	<hr/>

NO. 12  
DURING AND TO END OF THE YEAR 1995-96 - Contd..  
during the year

Plan	Centrally Spon- sored Plan Schemes including NEC, Central Plan and Sub-Plan Schemes	Total	Expenditure to end of the year
(3)	(4)	(5)	(6)
Rs.	Rs.	Rs.	Rs.
...	...	...	57,55,570
...	...	...	(-)18,211
...	...	...	2,21,48,449
...	...	...	2,78,85,808
...	...	...	3,74,11,509
...	...	...	17,50,294
...	...	...	29,05,32,930
...	...	...	32,96,94,733
...	...	...	8,43,64,200
13,17,53,360	...	13,17,53,360	28,41,01,704
9,91,71,741	...	9,91,71,741	70,91,55,198
...	...	...	29,56,03,681
23,09,25,101	...	23,09,25,101	1,37,32,24,783
9,70,40,016	...	9,70,40,016	1,40,16,52,634
...	...	...	(-)75
9,70,40,016	...	9,70,40,016	1,40,16,52,559
20,33,305	...	20,33,305	1,26,28,442
11,35,585	...	11,35,585	5,61,07,372
31,68,890	...	31,68,890	6,87,35,814
33,11,34,007	...	33,11,34,007	3,20,11,93,697

STATEMENT  
DETAILED STATEMENT OF CAPITAL EXPENDITURE  
Expenditure

Nature of expenditure

---

Non-Plan

(1)	(2) Rs.
<b>C. CAPITAL ACCOUNT OF ECONOMIC SERVICES - Contd..</b>	
<b>(g) Capital Account of Transport - Concl'd.</b>	
<b>5055. Capital Outlay on Road Transport</b>	
050. Lands and Buildings	...
068. Major Works	...
102. Acquisition of Fleet	...
103. Workshop facilities	...
190. Investment in Public Sector and other undertakings	
Investment in Manipur State Road Transport Corporation	...
800. Other expenditure	...
Total : 5055	...
Total : (g) Capital Account of Transport	...
 <b>(i) Capital Account of Science, Technology and Environment</b>	
<b>5425. Capital Outlay on Other Scientific and Environmental Research</b>	
800. Other expenditure	...
Total : 5425	...
Total : (i) Capital Account of Science, Technology and Environment	...

NO. 12  
 DURING AND TO END OF THE YEAR 1995-96 - Contd..  
 during the year

<i>Plan</i>	<i>Centrally Spon- sored Plan Schemes including NEC, Central Plan and Sub-Plan Schemes</i>	<i>Total</i>	<i>Expenditure to end of the year</i>
(3)	(4)	(5)	(6)
<i>Rs.</i>	<i>Rs.</i>	<i>Rs.</i>	<i>Rs.</i>
61,65,391	...	61,65,391	3,29,43,758
12,90,840	...	12,90,840	12,90,840
...	...	...	1,81,42,058
...	...	...	1,32,500
1,84,23,000	...	1,84,23,000	19,71,58,423
...	...	...	37,25,827
2,58,79,231	...	2,58,79,231	25,33,93,406
35,70,13,238	...	35,70,13,238	3,45,45,87,103
...	...	...	42,94,257
...	...	...	42,94,257
...	...	...	42,94,257

STATEMENT  
DETAILED STATEMENT OF CAPITAL EXPENDITURE  
Expenditure

Nature of expenditure	Non-Plan
(1)	(2) Rs.
<b>C. CAPITAL ACCOUNT OF ECONOMIC SERVICES - Concl'd.</b>	
<b>(j) Capital Account of General Economic Services</b>	
5452. Capital Outlay on Tourism	
01. Tourist Infrastructure	
101. Tourist Centre	...
	<hr/>
Total : 01 Tourist Infrastructure	...
	<hr/>
80. General	
104. Promotion and Publicity	...
800. Other expenditure	...
	<hr/>
Total : 80 General	...
	<hr/>
Total : 5452	...
	<hr/>
<b>(j) Capital Account of General Economic Services</b>	...
	<hr/>
<b>TOTAL : C. CAPITAL ACCOUNT OF                   ECONOMIC SERVICES</b>	1,11,18,381
	<hr/>
<b>GRAND TOTAL :</b>	2,15,98,617
	<hr/>



NO. 12  
 DURING AND TO END OF THE YEAR 1995-96 - Concl'd.  
 during the year

<i>Plan</i>	<i>Centrally Spon- sored Plan Schemes including NEC, Central Plan and Sub-Plan Schemes</i>	<i>Total</i>	<i>Expenditure to end of the year</i>
(3) Rs.	(4) Rs.	(5) Rs.	(6) Rs.
...	57,30,682	57,30,682	3,39,57,903
...	57,30,682	57,30,682	3,39,57,903
...	...	...	34,58,845
...	...	...	9,02,983
...	...	...	43,61,828
...	57,30,682	57,30,682	3,83,19,731
...	57,30,682	57,30,682	3,83,19,731
1,21,60,12,008	1,87,40,874	1,24,58,71,263	11,71,99,01,527
1,67,23,91,117	5,80,26,231	1,75,20,15,965	16,13,89,77,604

## STATEMENT

STATEMENT SHOWING DETAILS OF INVESTMENT OF GOVERNMENT IN STATUTORY  
ETC. AS ON

Details of

Serial Number	Name of the Concern	Years of Investment	Number of shares/debentures of Government investment to up capital/debentures	
			Type	Number of Shares
(1)	(2)	(3)	(4)	(5)
<b>I. Statutory Corporations</b>				
1.	Assam Financial Corporation	1964-96	Equity shares	16,285
2.	Manipur State Road Transport Corporation	1977-95	Capital Contribution	(a)
		1995-96	-do-	(a)
Total : I. Statutory Corporations				
<b>II. Government Companies</b>				
1.	Manipur Industrial Development Corporation Limited	1969-96	Equity shares	7,87,710
2.	Manipur Spinning Mills Corporation Limited	1973-95	-do-	9,80,550
		1995-96	-do-	
3.	Manipur Handloom and Handicrafts Development Corporation Limited	1976-95	-do-	2,29,960
		1995-96	-do-	16,030
4.	Manipur Agro-Industries Corporation Limited	1985-95	Capital Contribution	66,660

(a) No. of Shares, Debentures, Face Values etc. have not been intimated.

NO. 13

**CORPORATIONS, GOVERNMENT COMPANIES, CO-OPERATIVE BANKS AND SOCIETIES  
31ST MARCH 1996.**

*investment*

and percentage the total paid	Face value of each share/ debenture	Amount invested	Amount of dividend declared/interest received and credited to Government during the year	Remarks
Percentage				
(6)	(7)	(8) Rs.	(9) Rs.	(10)
10.22	100	16,28,500	(a)	
Total :		16,28,500		
(a)	(a)	17,87,35,423	(a)	
(a)	(a)	1,84,23,000		
Total :		19,71,58,423		
		19,87,86,923		
100	100	7,87,71,000	(a)	
Total :		7,87,71,000		
100	100	9,80,55,000	(a)	
Total :		9,80,55,000		
100	100	2,29,96,000	(a)	
100	100	16,03,000		
Total :		2,45,99,000		
76.75	100	66,66,000	(a)	
		66,66,000		

(a) No. of Shares, Debentures, Face Values etc. have not been intimated.

## STATEMENT

STATEMENT SHOWING DETAILS OF INVESTMENT OF GOVERNMENT IN STATUTORY  
ETC. AS ON

Details of

Serial Number	Name of the Concern	Years of Investment	Number of shares/debentures of Government investment to up capital/debentures	
			Type	Number of Shares
(1)	(2)	(3)	(4)	(5)
<b>II. Government Companies - Concl'd.</b>				
5.	Manipur Plantation Crops Corporation Limited	1985-95 1995-96	-do- (a)	3,23,710 (a)
6.	Manipur Tribal Development Corporation Limited	1985-96	-do-	(a)
7.	Manipur Cycle Corporation Limited	1985-96	Capital Contribution	(a)
8.	Manipur Electronics Corporation Limited	1985-96	Equity shares	2,56,280
9.	Manipur Film Development Corporation Limited	1986-96	-do-	(a)
10.	Manipur Cement Corporation Limited	1987-96	Capital Contribution	(a)
<b>Total : II. Government Companies</b>				

NO. 13

**CORPORATIONS, GOVERNMENT COMPANIES, CO-OPERATIVE BANKS AND SOCIETIES**  
**31ST MARCH 1996 - Contd..**

*investment*

and percentage the total paid	Face value of each share/ debenture	Amount invested	Amount of dividend declared/interest received and credited to Government during the year	Remarks
Percentage				
(6)	(7)	(8) Rs.	(9) Rs.	(10)
22	100	3,73,71,000	(a)	
(a)	(a)	74,00,000		
Total :		4,47,71,000		
		1,60,00,000	(a)	
Total :		1,60,00,000		
(a)	(a)	33,11,000	(a)	
Total :		33,11,000		
100	100	2,56,28,000	2,04,880	
Total :		2,56,28,000	2,04,880	
(a)	(a)	27,00,000	(a)	
Total :		27,00,000		
(a)	(a)	49,79,000	(a)	
Total :		49,79,000		
		30,54,80,000	2,04,880	

(a) No. of Shares, Debentures, Face Values etc. have not been intimated.

## STATEMENT

STATEMENT SHOWING DETAILS OF INVESTMENT OF GOVERNMENT IN STATUTORY  
ETC. AS ON*Details of*

Serial Number	Name of the Concern	Years of Investment	Number of shares/debentures of Government investment to up capital/debentures	
			Type	Number of Shares
(1)	(2)	(3)	(4)	(5)
<b>III. Co-operative Institutions</b>				
(a) Credit Co-operatives				
1.	Manipur State Co-operative Bank Limited	1957-96	Redeemable	3,20,400
2.	Imphal Urban Co-operative Bank Limited	1970-96	-do-	14,800
3.	Manipur Rural Bank	1981-96	-do-	8,000
4.	Manipur Women Co-operative Bank Limited	1966-96	-do-	7,600
5.	Large size Agricultural Credit Societies(14)*	1957-96	-do-	10,700
6.	Manipur Industrial Co-operative Bank	1980-96	-do-	30,500
7.	Moirang Primary Co-operative Bank	1972-96	-do-	3,300

\* Figures inside the brackets indicate the number of Societies, Confederations etc.

NO. 13

**CORPORATIONS, GOVERNMENT COMPANIES, CO-OPERATIVE BANKS AND SOCIETIES**  
**31ST MARCH 1996 - Contd..**

*investment*

and percentage the total paid	Face value of each share/ debenture	Amount invested	Amount of dividend declared/interest received and credited to Government during the year	Remarks
Percentage				
(6)	(7)	(8) Rs.	(9) Rs.	(10)
44	50	1,60,20,000	(a)	
Total :		1,60,20,000		
18 to 33	50	7,40,000	(a)	
Total :		7,40,000		
(a)	(a)	13,25,000	(a)	
Total :		13,25,000		
39	50	3,80,000	(a)	
Total :		3,80,000		
45	10	1,07,000	(a)	
Total :		1,07,000		
(a)	(a)	3,85,000	(a)	
Total :		3,85,000		
8	50	1,65,000	(a)	
Total :		1,65,000		

## STATEMENT

STATEMENT SHOWING DETAILS OF INVESTMENT OF GOVERNMENT IN STATUTORY  
ETC. AS ON

Details of

Serial Number	Name of the Concern	Years of Investment	Number of shares/debentures of Government investment to up capital/debentures	
			Type (4)	Number of Shares (5)
(1)	(2)	(3)		
<b>III. Co-Operative Institutions - Contd..</b>				
(a) Credit Co-operatives - Concl'd.				
8.	Thrift and Credit Co-operative Society	1980-96	-do-	(a)
9.	Lamka Urban Co-operative Bank Limited	1984-96	-do-	(a)
10.	Senapati Primary Co-operative Bank	1990-96	-do-	(a)
11.	Manipur State Land Development Co-operative Bank	1989-96	-do-	(a)
Total : (a) Credit Co-operatives				
(b) Labour Co-operatives				
1.	Labour Contract Societies including Forest Labour Co-operative Societies(112)*	1961-96	Redeemable Shares	33,407
Total : (b) Labour Co-operatives				

(a) No. of Shares, Debentures, Face Values etc. have not been intimated.

\* Figures inside the brackets indicate the number of Societies, Confederations etc.



NO. 13

**CORPORATIONS, GOVERNMENT COMPANIES, CO-OPERATIVE BANKS AND SOCIETIES**  
**31ST MARCH 1996 - Contd..**

*investment*

and percentage the total paid	Face value of each share/ debenture	Amount invested	Amount of dividend declared/interest received and credited to Government during the year	Remarks
Percentage (6)	(7)	(8) Rs.	(9) Rs.	(10)
(a)	(a)	2,37,000	(a)	
		<u>2,37,000</u>		
(a)	(a)	1,55,000	(a)	
		<u>1,55,000</u>		
(a)	(a)	20,000	(a)	
		<u>20,000</u>		
		2,50,000	(a)	
		<u>2,50,000</u>		
		<u>1,97,84,000</u>		
33	10	3,34,070	(a)	
		<u>3,34,070</u>		
		<u>3,34,070</u>		

## STATEMENT

STATEMENT SHOWING DETAILS OF INVESTMENT OF GOVERNMENT IN STATUTORY  
ETC. AS ON

Details of

Serial Number	Name of the Concern	Years of Investment	Number of shares/debentures of Government investment to up capital/debentures	
			Type (4)	Number of Shares (5)
(1)	(2)	(3)		
<b>III. Co-operative Institutions - Contd..</b>				
(c) Farming Co-operative				
1.	Joint Co-operative Farming Societies (54) *	1961-96	Redeemable Shares	26,600
2.	Poultry Farming Co-operative Societies (20) *	1988-96 1995-96	-do- -do-	(a) (a)
3.	Horticulture Farming Co-operative Societies (13) *	1970-96 1995-96	-do- -do-	20,800 (a)
4.	Seri/Tasar Co-operative Societies (51) *	1987-96	-do-	(a)
5.	Piggery Co-operative Societies (16) *	1987-96	-do-	(a)
Total : (c) Farming Co-operatives				
(d) Warehousing and Marketing Co-operatives				
1.	Manipur State Co-operative Consumer Federation.	1969-96	Redeemable Shares	55,760

(a) No. of Shares, Debentures, Face Values etc. have not been intimated.

\* Figures inside the brackets indicate the number of Societies,  
Confederations etc.

NO. 13

**CORPORATIONS, GOVERNMENT COMPANIES, CO-OPERATIVE BANKS AND SOCIETIES**  
**31ST MARCH 1996 - Contd..**

*investment*

and percentage the total paid	Face value of each share/ debenture	Amount invested	Amount of dividend declared/interest received and credited to Government during the year	Remarks
Percentage (6)	(7)	(8) Rs.	(9) Rs.	(10)
70	10	2,66,000	(a)	
Total :		2,66,000		
(a)	(a)	2,10,000	(a)	
(a)	(a)	13,66,800		
Total :		15,76,800		
81	10	2,08,000	(a)	
(a)	(a)	2,00,000		
Total :		4,08,000		
(a)	(a)	10,00,000	(a)	
Total :		10,00,000		
(a)	(a)	1,89,000		
Total :		1,89,000		
		34,39,800		
62	50	27,88,000	(a)	
Total :		27,88,000		

## STATEMENT

STATEMENT SHOWING DETAILS OF INVESTMENT OF GOVERNMENT IN STATUTORY  
ETC. AS ON

Details of

Serial Number	Name of the Concern	Years of Investment	Number of shares/debentures of Government investment to up capital/debentures	
			Type (4)	Number of Shares (5)
(1)	(2)	(3)		
<b>III. Co-operative Institutions - Contd..</b>				
(d)	Warehousing and Marketing Co-operatives - Concl'd.			
2.	Manipur Apex Marketing Co-operative Society Limited	1957-96	-do-	1,18,460
3.	Manipur State Handloom weavers Co-operative Society Limited	1964-96	-do-	16,575
4.	District Supply and Marketing Co-operative Societies(12)*	1957-96	-do-	68,134
5.	Manipur State Apex Co-operative Housing Society	1984-96	-do-	(a)
6.	Housing Co-operative Societies Limited(2)*	1988-96	-do-	(a)

Total : (d) Warehousing and Marketing Co-operatives

(a) Number of Shares, Debentures, Face Values etc. have not been intimated.

\* Figures inside the brackets indicate the number of Societies, Confederations etc.

NO. 13

CORPORATIONS, GOVERNMENT COMPANIES, CO-OPERATIVE BANKS AND SOCIETIES  
31ST MARCH 1996 - Contd..

*investment*

and percentage the total paid	Face value of each share/ debenture	Amount invested	Amount of dividend declared/interest received and credited to Government during the year	Remarks
Percentage (6)	(7)	(8) Rs.	(9) Rs.	(10)
80	50	59,23,000	(a)	
Total :		59,23,000		
50	100	16,57,500	(a)	
Total :		16,57,500		
33	100	68,13,400	(a)	
Total :		68,13,400		
(a)	(a)	9,85,000		
Total :		9,85,000		
(a)	(a)	2,90,000	(a)	
Total :		2,90,000		
		1,84,56,900		

## STATEMENT

STATEMENT SHOWING DETAILS OF INVESTMENT OF GOVERNMENT IN STATUTORY  
ETC. AS ON

Details of

Serial Number	Name of the Concern	Years of Investment	Number of shares/debentures of Government investment to up capital/debentures	
			Type	Number of Shares
(1)	(2)	(3)	(4)	(5)
<b>III. Co-operative Institutions - Contd..</b>				
(e) Processing Co-operatives				
1.	Manipur Fruit Processing and Cold Storage Co-operative Societies Limited	1974-96	Redeemable Shares	28,400
Total : (e) Processing Co-operatives				
(f) Dairy Co-operatives				
1.	Cattle Breeding/ Dairy Farming/Milk Producers Co-operative Federation(42)*	1976-96	Redeemable Shares	(a)
Total : (f) Dairy Co-operatives				
(g) Fisherman's Co-operatives				
1.	Fisheries Co-operative Societies(36)*	1974-96 1995-96	Redeemable Shares	1,70,017 (a)
2.	Manipur State Fishing Co-operative Federation	1988-96	-do-	(a)
Total : (g) Fisherman's Co-operatives				

NO. 13

**CORPORATIONS, GOVERNMENT COMPANIES, CO-OPERATIVE BANKS AND SOCIETIES**  
**31ST MARCH 1996 - Contd..**

## investment

and percentage the total paid	Face value of each share/ debenture	Amount invested	Amount of dividend declared/interest received and credited to Government during the year	Remarks
Percentage (6)	(7)	(8) Rs.	(9) Rs.	(10)
60	100	28,40,000	(a)	
		<u>28,40,000</u>		
(a)	(a)	7,86,000	(a)	
Total :		<u>7,86,000</u>		
		<u>7,86,000</u>		
50	10	17,00,170		
(a)	(a)	7,52,400	(a)	
Total :		<u>24,52,570</u>		
(a)	(a)	3,00,000	(a)	
Total :		<u>3,00,000</u>		
		<u>27,52,570</u>		

## STATEMENT

STATEMENT SHOWING DETAILS OF INVESTMENT OF GOVERNMENT IN STATUTORY  
ETC. AS ON

Details of

Serial Number	Name of the Concern	Years of Investment	Number of shares/debentures of Government investment to up capital/debentures	
			Type	Number of Shares
(1)	(2)	(3)	(4)	(5)
<b>III. Co-operative Institutions - Contd..</b>				
(h) Industrial Co-operatives				
1.	Fruit Preservation Co-operative Societies (2) *	1961-96	Redeemable Shares	4,000
2.	Publishing Co-operative Society	1967-96	-do-	400
3.	Oil Crushing Co-operative Society	1968-96	-do-	(a)
4.	Carpentry Co-operative Societies (5) *	1968-96	-do-	(a)
5.	Weavers Co-operative Societies including Primary Weavers Co-operative Societies (2304) *	1986-96 1995-96	-do- -do-	(a) (a)
Total : (h) Industrial Co-operatives				
(i) Consumers Co-operatives				
1.	Consumers Co-operative Societies including Primary Consumer Educated Unemployed Persons, Government Employees Societies (131) *	1961-96	-do-	(a)
Total : (i) Consumers Co-operatives				

\* Figures inside the brackets indicate the number of Societies, Confederations etc.

(a) Number of Shares, Debentures, Face Values etc. have not been intimated.



NO. 13

**CORPORATIONS, GOVERNMENT COMPANIES, CO-OPERATIVE BANKS AND SOCIETIES**  
**31ST MARCH 1996 - Contd..**

*investment*

and percentage the total paid	Face value of each share/ debenture	Amount invested	Amount of dividend declared/interest received and credited to Government during the year	Remarks
Percentage (6)	(7)	(8) Rs.	(9) Rs.	(10)
34	10	40,000	(a)	
Total :		40,000		
54	50	20,000	(a)	
Total :		20,000		
(a)	(a)	5,500	(a)	
Total :		5,500		
(a)	(a)	93,500	(a)	
Total :		93,500		
(a)	(a)	1,62,86,000		
(a)	(a)	69,76,000	(a)	
Total :		2,32,62,000		
		2,34,21,000		
45	5,10,25 & 50	15,63,000	(a)	
Total :		15,63,000		
		15,63,000		

## STATEMENT

STATEMENT SHOWING DETAILS OF INVESTMENT OF GOVERNMENT IN STATUTORY  
ETC. AS ON

Details of

Serial Number	Name of the Concern	Years of Investment	Number of shares/debentures of Government investment to up capital/debentures	
			Type	Number of Shares
(1)	(2)	(3)	(4)	(5)
<b>III. Co-operative Institutions - Contd..</b>				
(j) Other Co-operatives				
1.	Services Co-operative Societies (281) *	1961-96	Redeemable Shares	(a)
2.	Transport Co-operative Societies including Association/Auto Rickshaw/Taxi (14) *	1967-96	-do-	(a)
3.	Ex-Servicemen's Societies (2) *	1970-96	-do-	(a)
4.	G.P.L/M.P.C.S./L.A.M.P.S./F.S.S./M.P.Co-operative Societies (172) *	1970-96	-do-	(a)
5.	Manipur State Development Co-operative Corporation Limited	1985-96	-do-	(a)
6.	Integrated Co-operative Development Programme (3) *	1988-96	-do-	(a)

(a) Number of Shares, Debentures, Face Values etc. have not been intimated.

\* Figures inside the brackets indicate the number of Societies, Confederations etc.

NO. 13

**CORPORATIONS, GOVERNMENT COMPANIES, CO-OPERATIVE BANKS AND SOCIETIES**  
**31ST MARCH 1996 - Contd..**

*investment*

and percentage the total paid	Face value of each share/ debenture	Amount invested	Amount of dividend declared/interest received and credited to Government during the year	Remarks
Percentage (6)	(7)	(8) Rs.	(9) Rs.	(10)
(a)	(a)	7,90,440	(a)	
Total :		<u>7,90,440</u>		
(a)	(a)	2,95,000	(a)	
Total :		<u>2,95,000</u>		
(a)	(a)	30,600	(a)	
Total :		<u>30,600</u>		
(a)	(a)	3,75,88,800	(a)	
Total :		<u>3,75,88,800</u>		
(a)	(a)	21,90,000	(a)	
Total :		<u>21,90,000</u>		
(a)	(a)	3,87,92,250		
Total :		<u>3,87,92,250</u>		

## STATEMENT

STATEMENT SHOWING DETAILS OF INVESTMENT OF GOVERNMENT IN STATUTORY  
ETC. AS ON

Details of

Serial Number	Name of the Concern	Years of Investment	Number of shares/debentures of Government investment to up capital/debentures	
			Type (4)	Number of Shares (5)
(1)	(2)	(3)		
<b>III. Co-operative Institutions - Concl'd.</b>				
(j) Other Co-operatives - Concl'd.				
7.	Blacksmith Plant/ Bamboo/Stone/Chatai/ Leather (6)*	1989-96	-do-	(a)
8.	Film Industries	1989-96	-do-	(a)
Total : (j) Other Co-operatives				
Total : III Co-operative Institutions				
GRAND TOTAL :				

\* Figures inside the brackets indicate the number of Societies, Confederations etc.

(a) Number of Shares, Debentures, Face Values etc. have not been intimated.

NO. 13

**CORPORATIONS, GOVERNMENT COMPANIES, CO-OPERATIVE BANKS AND SOCIETIES**  
**31ST MARCH 1996 - Concl'd.**

*investment*

and percentage the total paid	Face value of each share/ debenture	Amount invested	Amount of dividend declared/interest received and credited to Government during the year	Remarks
Percentage (6)	(7)	(8) Rs.	(9) Rs.	(10)
(a)	(a)	1,67,000	(a)	
Total :		<u>1,67,000</u>		
(a)	(a)	30,000	(a)	
Total :		<u>30,000</u>		
		<u>7,98,84,090</u>		
		<u>15,32,61,430</u>		
		<u><b>65,75,28,353</b></u>	<u><b>2,04,880</b></u>	

## STATEMENT NO.14

STATEMENT SHOWING THE CAPITAL AND OTHER EXPENDITURE (OTHER THAN ON REVENUE ACCOUNT) TO THE END OF 1995-96 AND THE PRINCIPAL SOURCES FROM WHICH FUNDS WERE PROVIDED FOR THAT EXPENDITURE

Heads (1)	On 1st April 1995 (2)	During the year (3)	On 31st March 1996 (4)
<b>CAPITAL AND OTHER EXPENDITURE</b>			
<b>CAPITAL EXPENDITURE</b>			
A. Capital Account of General Services			
Capital Outlay on Public Works	68.88	6.54	75.42
Capital Outlay on Other Administrative Services	0.64	...	0.64
Total : A	69.52	6.54	76.06
B. Capital Account of Social Services	3,21.77	44.08	3,65.85
C. Capital Account of Economic Services			
(a) Capital Account of Agricultural and Allied Activities	61.23	3.70	64.93
(b) Capital Account of Rural Development	0.01	0.18	0.19
(c) Capital Account of Special Areas Programme	55.92	0.35	56.27
(d) Capital Account of Irrigation and Flood Control	3,24.71	40.96	3,65.67
(e) Capital Account of Energy	2,55.55	42.71	2,98.26
(f) Capital Account of Industry and Minerals	36.53	0.41	36.94
(g) Capital Account of Transport	3,09.76	35.70	3,45.46
(i) Capital Account of Science, Technology and Environment	0.43	...	0.43
(j) Capital Account of General Economic Services	3.26	0.57	3.83
Total : C	10,47.40	1,24.58	11,71.98
TOTAL : CAPITAL EXPENDITURE	14,38.69	1,75.20	16,13.89
<b>LOANS AND ADVANCES</b>			
Loans for Education, Art and Culture	0.11	...	0.11
Loans for Water Supply and Sanitation	4.69	0.30	4.99
Loans for Housing	8.34	1.47	9.81
Loans for Urban Development	0.89	...	0.89
Loans for Welfare of Scheduled Castes/Scheduled Tribes and Other Backward Classes	0.02	...	0.02
Loans for Social Security and Welfare	0.35	...	0.35
Loans for Crop Husbandry	1.26	...	1.26
Loans for Animal Husbandry	0.01	...	0.01

## STATEMENT NO. 14 - Contd..

(1)	(2)	(3)	(4)
CAPITAL AND OTHER EXPENDITURE - CONCLD.			
LOANS AND ADVANCES - CONCLD.			
Loans for Fisheries	0.05	0.08	0.13
Loans for Co-operation	5.53	0.91	6.44
Loans for Rural Development Programmes	0.01	...	0.01
Loans for Village and Small Industries	5.73	0.21	5.94
Loans to Government Servants, etc.	6.61	(-)0.51	6.10
Miscellaneous Loans	0.08	...	0.08
TOTAL : LOANS AND ADVANCES	33.68	2.46	36.14
TOTAL : CAPITAL AND OTHER EXPENDITURE	14,72.37	1,77.66	16,50.03 'X'
PRINCIPAL SOURCES OF FUNDS			
Revenue Surplus	...	72.91	...
Public Debts -			
Internal Debt of the State Government			
Market Loans	1,27.64	16.00	1,43.64
Other Loans	78.46	23.10	1,01.56
Loans and Advances from the Central Government	1,82.56	13.45	1,96.01
Small Savings, Provident Funds, etc.	1,37.77	5.82	1,43.59
Total : Public Debts	5,26.43	58.37	5,84.80
Other Receipts -			
Reserve Funds	4.05	2.33	6.38
Deposits and Advances	76.66	7.67	84.33
Suspense and Miscellaneous (Other than amount closed to Government Account and Cash Balances Investment Accounts)	(-)62.30	5.67	(-)56.63
Remittances	(-)45.84	7.30	(-)38.54
Total : Other Receipts	(-)27.43	22.97	(-) 4.46
TOTAL : DEBT AND OTHER RECEIPTS	4,99.00	81.34	5,80.34
Deduct - Cash Balance	(-)36.96	(-)14.76	(-)51.72
Deduct - Investments	11.11	(-) 8.65	2.46
NET PROVISION OF FUNDS	5,24.85	1,04.75	6,29.60 'Y'

## STATEMENT NO.14 - Concl'd.

The net provision of Funds 'Y' shown in the Statement differs from the net Capital and other expenditure 'X' upto the end of the year by Rs.10,20.43 crores for the reasons explained below :

1.	Net Capital Expenditure allocated to the end of 1964-85 to the Territory Section of Accounts	5.69
2.	Net effect of balances under debt heads allocated to the end of the 1964-65 to the Territory Section of Account from the books of the Government of India	0.85
3.	Net effect of balances under Debt, Deposits and Remittances heads allocated during 1971-72 on dropping from the Central Accounts	3.05
4.	Net effect of balances under Public Debt, adopted during 1972-73 on dropping from Central Books	(-)2.62
5.	Adjustment of Balances under Suspense	2.78
6.	Net effect of Balances under Debt, Deposits and Remittance heads adopted during 1983-84 on dropping from Central Books	2.48
7.	Net Revenue Surplus to the end of 1995-96	<u>10,08.20</u>
	Total :	<u>10,20.43</u>



---

**PART - II**  
**B - DEBT, CONTINGENCY FUND AND PUBLIC ACCOUNT**

---

## STATEMENT

## DETAILED STATEMENT OF RECEIPTS, DISBURSEMENTS AND BALANCES UNDER HEADS OF

<i>Heads of account</i>	<i>Opening balance on 1st April 1995</i>
(1)	(2) Rs.
<b>PART I - CONSOLIDATED FUND</b>	
(i) Receipt Heads (Revenue Account)	
(ii) Expenditure Heads (Revenue Account)	
(iii) Expenditure Heads (Capital Account)	
<b>E. Public Debt</b>	
6003. Internal Debt of the State Government	2,06,10,16,348 (Cr)
6004. Loans and Advances from the Central Government	1,82,56,00,151 (Cr)
<b>Total : E. Public Debt</b>	3,88,66,16,499 (Cr)
<b>F. Loans and Advances</b>	
6202. Loans for Education, Sports, Art and Culture	10,73,190 (Dr)
6215. Loans for Water Supply	4,68,69,570 (Dr)
6216. Loans for Housing	8,33,51,471 (Dr)
6217. Loans for Urban Development	88,68,684 (Dr)
6225. Loans for Welfare of Scheduled Castes, Scheduled Tribes and other Backward Classes	2,39,573 (Dr)
6235. Loans for Social Security and Welfare	34,68,346 (Dr)
6401. Loans for Crop Husbandry	1,25,79,044 (Dr)
6403. Loans for Animal Husbandry	50,000 (Dr)
6405. Loans for Fisheries	5,45,974 (Dr)
6425. Loans for Co-operation	5,52,58,656 (Dr)
6515. Loans for other Rural Development programmes	77,507 (Dr)
6851. Loans for Village and Small Industries	5,73,79,543 (Dr)
7610. Loans to Government Servants, etc.	6,61,14,024 (Dr)
7615. Miscellaneous Loans	8,46,461 (Dr)
<b>Total : F. Loans and Advances</b>	33,67,22,043 (Dr)
<b>Total : PART I - CONSOLIDATED FUND</b>	

NO. 15

## ACCOUNT RELATING TO DEBT, CONTINGENCY FUND AND PUBLIC ACCOUNT

Receipts	Disbursements	Closing balance on 31st March 1996
(3) Rs.	(4) Rs.	(5) Rs.
6,91,68,42,762	...	...
...	6,18,77,15,812	...
...	1,75,20,15,965	...
99,77,70,200	60,67,69,947	2,45,20,16,601 (Cr)
23,57,99,700	10,12,62,079	1,96,01,37,772 (Cr)
<hr/> 1,23,35,69,900 <hr/>	<hr/> 70,80,32,026 <hr/>	<hr/> 4,41,21,54,373 (Cr) <hr/>
...	...	10,73,190 (Dr)
...	29,83,504	4,98,53,074 (Dr)
1,90,528	1,50,00,000	9,81,60,943 (Dr)
...	...	88,68,684 (Dr)
...	...	2,39,573 (Dr)
...	...	34,68,346 (Dr)
...	...	1,25,79,044 (Dr)
...	...	50,000 (Dr)
...	7,72,800	13,18,774 (Dr)
2,33,798	92,93,100	6,43,17,958 (Dr)
...	...	77,507 (Dr)
1,14,811	22,49,000	5,95,13,732 (Dr)
84,03,358	32,96,998	6,10,07,664 (Dr)
...	...	8,46,461 (Dr)
<hr/> 89,42,495 <hr/>	<hr/> 3,35,95,402 <hr/>	<hr/> 36,13,74,950 (Dr) <hr/>
<hr/> 8,15,93,55,157 <hr/>	<hr/> 8,68,13,59,205 <hr/>	

## STATEMENT

<i>Heads of account</i>	<i>Opening balance on 1st April 1995</i>
(1)	(2) Rs.
<b>PART III - PUBLIC ACCOUNT</b>	
<b>I. Small Savings, Provident Funds, etc.</b>	
(b) Provident Funds	
8005. State Provident Funds	1,29,72,43,453 (Cr)
(c) Other Accounts	
8011. Insurance and Pension Funds	8,04,71,951 (Cr)
<b>Total : I. Small Savings, Provident Funds, etc.</b>	<u>1,37,77,15,404 (Cr)</u>
<b>J. Reserve Funds</b>	
(b) Reserve Funds not Bearing Interest	
8226. Depreciation/Renewal Reserve Fund	
101. Depreciation Reserve Funds of Government Commercial Departments/Undertakings	23,98,000 (Cr)
<b>Total : 8226. Depreciation/ Renewal Reserve Fund</b>	<u>23,98,000 (Cr)</u>
8235. General and other Reserve Funds	
111. Calamities relief	3,80,83,669 (Cr)
<b>Total : 8235. General and other Reserve Funds</b>	<u>3,80,83,669 (Cr)</u>
<b>Total : (b) Reserve Funds not Bearing Interest</b>	<u>4,04,81,669 (Cr)</u>
<b>Total : J. Reserve Funds</b>	<u>4,04,81,669 (Cr)</u>
<b>K. Deposits and Advances</b>	
(a) Deposits Bearing Interest	
8336. Civil Deposits	
800. Other Deposits	2,35,79,948 (Cr)
<b>Total : 8336. Civil Deposits</b>	<u>2,35,79,948 (Cr)</u>
<b>Total : (a) Deposits bearing interest</b>	<u>2,35,79,948 (Cr)</u>

NO. 15 - Contd..

<i>Receipts</i>	<i>Disbursements</i>	<i>Closing balance on 31st March 1996</i>
(3) Rs.	(4) Rs.	(5) Rs.
48,18,32,683	43,03,83,734	1,34,86,92,402 (Cr)
1,71,32,026	1,04,15,667	8,71,88,310 (Cr)
<u>49,89,64,709</u>	<u>44,07,99,401</u>	<u>1,43,58,80,712 (Cr)</u>
...	...	23,98,000 (Cr)
...	...	23,98,000 (Cr)
<u>2,35,05,040</u>	<u>2,17,126</u>	<u>6,13,71,583 (Cr)</u>
<u>2,35,05,040</u>	<u>2,17,126</u>	<u>6,13,71,583 (Cr)</u>
<u>2,35,05,040</u>	<u>2,17,126</u>	<u>6,13,71,583 (Cr)</u>
<u>2,35,05,040</u>	<u>2,17,126</u>	<u>6,37,69,583 (Cr)</u>
...	...	2,35,79,948 (Cr)
...	...	2,35,79,948 (Cr)
...	...	2,35,79,948 (Cr)

Heads of account (1)	Opening balance on 1st April 1995 (2) Rs.
<b>PART III - PUBLIC ACCOUNT - Contd..</b>	
<b>K. Deposits and Advances - Concl'd.</b>	
(b) Deposits Not bearing Interest	
8443. Civil Deposits	
101. Revenue Deposits	4,99,948 (Cr)
103. Security Deposits	5,34,52,322 (Cr)
104. Civil Courts Deposits	3,73,01,148 (Cr)
105. Criminal Courts Deposits	1,677 (Cr)
106. Personal Deposits	5,07,34,870 (Cr)
108. Public works Deposits	25,90,29,866 (Cr)
109. Forest Deposits	69,43,580 (Cr)
111. Other Departmental Deposits	72,27,735 (Cr)
Total : 8443 Civil Deposits	41,51,91,146 (Cr)
8448. Deposits of Local Funds	
120. Other Funds	5,33,180 (Cr)
Total : 8448. Deposits of Local Funds	5,33,180 (Cr)
8449. Other Deposits	
120. Miscellaneous Deposits	34,65,29,653 (Cr)
Total : 8449. Other Deposits	34,65,29,653 (Cr)
Total : (b) Deposits Not Bearing Interest	76,22,53,979 (Cr)
(c) Advances	
8550. Civil Advances	
101. Forest Advances	21,65,178 (Dr)
102. Revenue Advances	52,499 (Dr)
103. Other Departmental Advances	82,54,850 (Dr)
104. Other Advances	87,37,780 (Dr)
Total : 8550. Civil Advances	1,92,10,307 (Dr)
Total : (c) Advances	1,92,10,307 (Dr)
Total : K. Deposits and Advances	76,66,23,620 (Cr)

NO. 15 - Contd..

Receipts	Disbursements	Closing balance on 31st March 1996
(3) Rs.	(4) Rs.	(5) Rs.
66,57,110	1,31,83,728	(-) 60,26,670 (Cr) "A"
2,92,34,073	1,20,64,639	7,06,21,756 (Cr)
...	...	3,73,01,148 (Cr)
...	...	1,677 (Cr)
15,22,25,872	14,49,09,056	5,80,51,686 (Cr)
13,27,34,977	12,45,86,020	26,71,78,823 (Cr)
...	...	69,43,580 (Cr)
...	...	72,27,735 (Cr)
<hr/> 32,08,52,032	<hr/> 29,47,43,443	<hr/> 44,12,99,735 (Cr)
...	...	5,33,180 (Cr)
<hr/> ...	<hr/> ...	<hr/> 5,33,180 (Cr)
27,69,29,428	23,07,54,795	39,27,04,286 (Cr)
<hr/> 27,69,29,428	<hr/> 23,07,54,795	<hr/> 39,27,04,286 (Cr)
59,77,81,460	52,54,98,238	83,45,37,201 (Cr)
<hr/> 7,88,84,376	<hr/> 7,44,40,340	<hr/> 22,78,858 (Cr) 'B'
...	...	52,499 (Dr)
...	...	82,54,850 (Dr)
2,500	27,000	87,62,280 (Dr)
<hr/> 7,88,86,876	<hr/> 7,44,67,340	<hr/> 1,47,90,771 (Dr)
<hr/> 7,88,86,876	<hr/> 7,44,67,340	<hr/> 1,47,90,771 (Dr)
<hr/> 67,66,68,336	<hr/> 59,99,65,578	<hr/> 84,33,26,378 (Cr)

'A' Adverse balance under scrutiny.

'B' Adverse balance under scrutiny.

Heads of account (1)	Opening balance on 1st April 1995 (2) Rs.
<b>PART III - PUBLIC ACCOUNT - Contd..</b>	
<b>L. Suspense and Miscellaneous</b>	
(b) Suspense	
8658. Suspense Accounts	
101. Pay and Accounts Office Suspense	10,71,28,988 (Dr)
102. Suspense Account (Civil)	20,48,60,036 (Dr)
107. Cash settlement Suspense Account	29,44,66,720 (Dr)
109. Reserve Bank Suspense - Headquarters	999 (Cr)
110. Reserve Bank Suspense - Central Accounts Office	10,85,21,389 (Dr)
111. Departmental Adjusting Account	14,26,06,641 (Dr)
112. Tax Deducted at Source Suspense	3,25,03,121 (Cr)
113. Provident Fund Suspense	24,000 (Dr)
120. Additional Dearness Allowance Deposit Suspense Account	28,27,143 (Dr)
123. A.I.S. Officers Group Insurance Scheme	5,63,03,965 (Cr)
126. Broadcasting Receiver Licence Fee Suspense	62,688 (Cr)
129. Material Purchase Settlement Suspense Account	17,90,06,019 (Cr)
Total : 8658. Suspense Account	<u>59,25,58,125 (Dr)</u>
Total : (b) Suspense	<u>59,25,58,125 (Dr)</u>
(c) Other Accounts	
8670. Cheques and Bills	
103. Departmental cheques	96,750 (Dr)
8671. Departmental Balances	
101. Civil	2,97,10,990 (Dr)
8672. Permanent Cash Imprest	
101. Civil	1,80,914 (Dr)
8673. Cash Balance Investment Account	
101. Cash Balance Investment Account	11,10,68,373 (Dr)
Total : (c) Other Accounts	<u>14,10,57,027 (Dr)</u>



NO. 15 - Contd..

Receipts	Disbursements	Closing balance on 31st March 1996
(3) Rs.	(4) Rs.	(5) Rs.
8,97,74,792	8,05,80,771	9,79,34,967 (Dr)
90,83,537	3,93,77,957	23,51,54,456 (Dr)
16,89,47,252	2,73,06,372	30,20,60,293 (Dr)
...	...	999 (Cr)
22,75,13,205	18,33,32,106	6,43,40,290 (Dr)
4,54,77,528	45,94,588	10,17,23,701 (Dr)
3,55,03,131	2,73,06,372	4,06,99,880 (Cr)
...	...	24,000 (Dr)
...	...	'A' 28,27,143 (Dr)
81,52,658	1,03,759	6,43,52,864 (Cr)
...	...	62,688 (Cr)
6,81,62,760	6,36,70,305	18,34,98,474 (Cr)
<u>65,26,14,863</u>	<u>57,55,06,683</u>	<u>51,54,49,945 (Dr)</u>
<u>65,26,14,863</u>	<u>57,55,06,683</u>	<u>51,54,49,945 (Dr)</u>
...	...	'B' 96,750 (Dr)
7,63,89,693	9,64,44,657	4,97,65,954 (Dr)
...	21,771	2,02,685 (Dr)
4,21,55,25,000	4,12,90,00,000	2,45,43,373 (Dr)
<u>4,29,19,14,693</u>	<u>4,22,54,66,428</u>	<u>7,46,08,762 (Dr)</u>

'A' Adverse balance is under scrutiny. Govt. has been requested for write off.  
 'B' Adopted proforma on 21.1.72 on dropping from Central Account. The balance is under scrutiny.

## STATEMENT

Heads of account (1)	Opening balance on 1st April 1995 (2) Rs.
<b>PART III - PUBLIC ACCOUNT - Contd..</b>	
<b>L. Suspense and Miscellaneous - Concl'd.</b>	
(d) Accounts with Governments of Foreign Countries	
8679. Accounts with Governments of other Countries	
103. Burma	4,47,049 (Dr)
	<hr/>
Total : (d) Accounts with Governments of Foreign Countries	4,47,049 (Dr)
	<hr/>
Total : L (b) + (c) + (d)	73,40,62,201 (Dr)
	<hr/>
(e) Miscellaneous	
8680. Miscellaneous Government Accounts	
102. Writes-off from Heads of Account closing to balance	...
	<hr/>
Total : 8680. Miscellaneous Government Accounts	...
	<hr/>
Total : (e) Miscellaneous	...
	<hr/>
<b>Total : L. Suspense and Miscellaneous</b>	<b>...</b>
	<hr/>
<b>M. Remittances</b>	
(a) Money orders and other remittances	
8782. Cash Remittances and adjustments between officers rendering accounts to the same Accounts Officer	
101. Cash Remittances between Treasuries and Currency Chests	...
102. Public Works Remittances	25,45,08,697 (Dr)
103. Forest Remittances	21,29,71,479 (Dr)
105. Reserve Bank of India Remittances	1,05,53,844 (Dr)
	<hr/>
Total : 8782. Cash Remittances, etc.	45,69,26,332 (Dr)
	<hr/>
Total : (a) Money Orders and other remittances	45,69,26,332 (Dr)
	<hr/>

NO. 15 - Contd..

<i>Receipts</i>	<i>Disbursements</i>	<i>Closing balance on 31st March 1996</i>
(3) Rs.	(4) Rs.	(5) Rs.
...	3,50,828	7,97,877 (Dr)
...	3,50,828	7,97,877 (Dr)
4,94,45,29,556	4,80,13,23,939	59,08,56,584 (Dr)
...	...	...
...	...	...
...	...	...
4,94,45,29,556	4,80,13,23,939	...
26,84,69,224	43,18,20,618	16,33,51,394 (Dr)
2,72,23,90,242	2,81,11,30,721	34,32,57,176 (Dr)
37,24,38,271	13,36,68,231	2,57,98,561 (Cr)
12,57,41,411	3,77,46,092	9,85,49,163 (Cr)
3,48,90,39,148	3,41,43,73,662	38,22,60,846 (Dr)
3,48,90,39,148	3,41,43,73,662	38,22,60,846 (Dr)

## STATEMENT

<i>Heads of account</i>	<i>Opening balance on 1st April 1995</i>
(1)	(2) Rs.
<b>PART III - PUBLIC ACCOUNT - Concl'd.</b>	
<b>M. Remittances - Concl'd.</b>	
(b) Inter Government Adjustment Accounts	
8786. Adjusting Account between Central and State Governments	...
8793. Inter State Suspense Account	15,36,035 (Dr)
	<hr/>
Total : (b) Inter Government Adjustment Accounts	15,36,035 (Cr)
	<hr/>
<b>Total : M. Remittances</b>	<b>45,84,62,367 (Dr)</b>
	<hr/>
<b>Total : PART III - PUBLIC ACCOUNT</b> (Receipts and Disbursements)	...
	<hr/>
Total : PART I and III Receipts and Disbursements	...
	<hr/>
<b>N. Cash Balance</b>	
8999. Cash Balance (opening)	
101. Cash in Treasuries	
102. Deposits with Reserve Bank	
104. Remittance in Transit	
Total :	
8999. Cash Balance (Closing)	
101. Cash in Treasuries	
102. Deposits with Reserve Bank	
104. Remittance in Transit (Local)	
Total :	
<b>GRAND TOTAL :</b>	

NO. 15 - Concl'd.

	Receipts	Disbursements	Closing balance on 31st March 1996
	(3) Rs.	(4) Rs.	(5) Rs.
'A'	... (-) 3,200	... 16,22,978	... 31,62,213 (Dr)
	(-) 3,200	16,22,978	31,62,213 (Dr)
	3,48,90,35,948	3,41,59,96,640	38,54,23,059 (Dr)
	9,63,27,03,589	9,25,83,02,684	...
	17,79,20,58,746	17,93,96,61,889	...
	58,16,158		
	(-) 17,66,84,589		
	(-) 19,87,14,971		
	(-) 36,95,83,402		
		59,94,270	
		(-) 52,31,80,815 'C'	
		...	
		(-) 51,71,86,545	
	17,42,24,75,344	17,42,24,75,344	

'A' Minus figure is due to write back of erroneous credits.

'C' There was a difference of Rs.18.20 crores (excess in accounts) between the figures reflected in the Accounts (- Rs.52.32 crores) and that intimated by the R.B.I. (-Rs.34.12 crores) for the reasons explained below :

i) Rs.102.74 crores (Cr) being less adjustment by the Bank in respect of all treasuries during 1971-72 to 1995-96.

ii) Rs.90.92 crores (Dr) adjusted in excess by the Bank against all treasuries during 1971-72 to 1995-96.

iii) Rs.6.38 crores (Cr) is under scrutiny.

## DETAILED STATEMENT OF DEBT AND OTHER

<i>Description of Debt</i>	<i>Balance as on 1st April 1995</i>
(1)	(2)
	Rs.
<b>E. PUBLIC DEBT</b>	
<b>6003. Internal Debt of the State Government</b>	
101. Market Loans	1,27,63,41,653
103. Loans from the Life Insurance Corporation of India	5,34,23,800
104. Loans from General Insurance Corporation of India	2,54,51,820
105. Loans from the National Bank for Agriculture and Rural Development	96,350
107. Loans from State Bank of India	...
108. Loans from National Co-operative Development Corporation	7,88,43,454
109. Loans from other Institutions	62,06,04,793
110. Ways and Means Advances from the Reserve Bank of India	...
800. Other Loans	62,54,478
	<hr/>
<b>Total : 6003. Internal Debt of the State Government</b>	<b>2,06,10,16,348</b>
	<hr/>
<b>6004. Loans and Advances from the Central Government</b>	
01. <i>Non-Plan Loans</i>	
101. Loans to cover gap in resources	1,50,00,000
102. Share of Small Saving Collections	41,45,65,000
201. House Building Advances	57,69,783
Police - Modernisation of police force	1,57,83,330
Education-National Loan Scholarship Schemes	1,31,980
Crop Husbandry - Manures and Fertilizers	...
	<hr/>
<b>Total : 01. Non - Plan Loans</b>	<b>45,12,50,093</b>
	<hr/>
02. <i>Loans for State/Union Territory Plan Schemes</i>	
101. Block Loans	63,08,20,598
104. 1984-89 State Plan Loans Consolidated in terms of recommendations of the 9th Finance Commission	25,15,41,813
	<hr/>
<b>Total : 02. Loans for State/Union Territory Plan Schemes</b>	<b>88,23,62,411</b>
	<hr/>

NO. 16

## INTEREST BEARING OBLIGATIONS OF GOVERNMENT

<i>Additions during the year</i>	<i>Discharges during the year</i>	<i>Balance as on 31st March 1996</i>
(3)	(4)	(5)
Rs.	Rs.	Rs.
16,00,00,000	...	1,43,63,41,653
80,80,000	38,50,041	5,76,53,759
...	15,60,344	2,38,91,476
...	...	96,350
10 94,400	...	10 94,400
1,22,93,300	1,30,09,500	7,81,27,254
3,65,11,500	1,33,50,062	64,37,66,231
77,97,91,000	57,50,00,000	20,47,91,000
...	...	62,54,478
<hr/>	<hr/>	<hr/>
99,77,70,200	60,67,69,947	2,45,20,16,601
<hr/>	<hr/>	<hr/>
...	1,50,00,000	...
1,44,00,000	1,08,65,000	41,81,00,000
12,99,100	9,68,769	61,00,114
1,17,31,500	20,39,830	2,54,75,000
...	...	1,31,980
...	...	...
<hr/>	<hr/>	<hr/>
2,74,30,600	2,88,73,599	44,98,07,094
<hr/>	<hr/>	<hr/>
18,81,69,600	1,80,89,680	80,09,00,518
...	2,52,64,310	22,62,77,503
<hr/>	<hr/>	<hr/>
18,81,69,600	4,33,53,990	1,02,71,78,021
<hr/>	<hr/>	<hr/>

## STATEMENT

Description of Debt (1)	Balance as on 1st April 1995 (2) Rs.
<b>E. PUBLIC DEBT - Contd..</b>	
<b>6004. Loans and Advances from the Central Government -Contd..</b>	
03. <i>Loans for Central Plan Schemes</i>	
Rehabilitation -	
Repatriates from Burma	82,842
Dry Land Development	11,76,265
Soil and Water Conservation -	
Soil Conservation	9,33,686
Fisheries - Inland Fisheries	...
Co-operation-Credit Co-operatives	5,83,335
Village and Small Industries -	
102. Small Scale Industries	4,50,000
Other Rural Development Programmes	77,668
800. Other Strengthening of State Land Board soil Conservation	... ...
Total : 03. <i>Loans for Central Plan Schemes</i>	<hr/> 33,03,796
04. <i>Loans for Centrally Sponsored Plan Schemes</i>	
Integrated Development of	
Small and Medium Towns -	2,32,05,000
Consumer Co-operation -	10,86,800
Flood Control and Drainage -	
Anti Sea Erosion Projects -	9,60,000
Co-operation - Assistance to Credit co-operatives	11,98,856
Civil Supplies - Assistance to Consumer Co-operatives in Urban Areas	56,20,716
Transmission and Distribution -	
Inter State Transmission Lines	28,19,841
Village and Small Industries -	
102. Small Scale Industries	24,40,338
103. Handloom Industries	73,88,870
Forestry - Forest Conservation Development and Regeneration	54,17,928
Co-operation -	
108. Loans to Other Co-operatives	14,45,239
Roads of Inter State or Economic Importance	1,03,65,623
National Water Shed Development Project for rainfed areas	41,65,299
Total : 04. <i>Loans for Centrally Sponsored Plan Schemes</i>	<hr/> 6,61,14,510 <hr/>



NO. 16 - Contd..

Additions during the year (3) Rs.	Discharges during the year (4) Rs.	Balance as on 31st March 1996 (5) Rs.
...	...	82,842
...	1,75,800	10,00,465
...	84,375	8,49,311
...	...	...
...	5,83,335	...
...	...	4,50,000
...	15,533	62,135
3,17,000	...	3,17,000
<u>3,17,000</u>	<u>8,59,043</u>	<u>27,61,753</u>
6,00,000	3,40,000	2,34,65,000
...	1,62,400	9,24,400
1,00,000	64,000	9,96,000
98,39,500	3,81,191	1,06,57,165
...	11,95,535	44,25,181
...	...	28,19,841
4,00,000	5,03,749	23,36,589
...	14,55,380	59,33,490
20,05,000	7,30,267	66,92,661
65,60,000	38,000	79,67,239
...	6,48,282	97,17,341
...	1,09,313	40,55,986
<u>1,95,04,500</u>	<u>56,28,117</u>	<u>7,99,90,893</u>

## STATEMENT

Description of Debt (1)	Balance as on 1st April 1995 (2) Rs.
<b>E. PUBLIC DEBT - Concl'd.</b>	
<b>6004. Loans and Advances from the Central Government - Concl'd.</b>	
05. Loans for Special Schemes	
101. Schemes of North Eastern Council	4,92,45,877
Total : 05 Loans for Special Schemes	<u>4,92,45,877</u>
06. Ways and means Advances	51,00,000
Total : 06 Ways and Means Advances	<u>51,00,000</u>
07. Pre 1984-85 loans	
102. National Loan Scholarship Schemes	5,81,572
105. Small Savings Loans	64,40,000
107. Pre 1979-80 Consolidated Loans re-consolidated into 30 years loans	14,86,98,406
108. 1979-84 Consolidated Loans	21,23,89,861
109. Rehabilitation of Gold Smiths	1,13,625
Total : 07. Pre-1984-85 Loans	<u>36,82,23,464</u>
Total : 6004 - Loans and Advances from the Central Government	<u>1,82,56,00,151</u>
<b>Total E. PUBLIC DEBT</b>	<u>3,88,66,16,499</u>
<b>I. SMALL SAVINGS, PROVIDENT FUNDS ETC.</b>	
(b) Provident Funds	
<b>8005. State Provident Funds</b>	
01. Civil	
101. General Provident Fund	1,28,88,51,930
102. Contributory Provident Fund	9,680
104. All India Services Provident Fund	83,80,332
Total : 01. Civil	<u>1,29,72,41,942</u>
60. Other Provident Funds	
101. Workmen's Contributory Provident Fund	1,511
Total : 8005. State Provident Funds	<u>1,29,72,43,453</u>

NO. 16 - Contd..

<i>Additions during the year</i> (3) Rs.	<i>Discharges during the year</i> (4) Rs.	<i>Balance as on 31st March 1996</i> (5) Rs.
3,78,000	38,31,330	4,57,92,547
<u>3,78,000</u>	<u>38,31,330</u>	<u>4,57,92,547</u>
...	...	51,00,000
...	...	51,00,000
...	...	5,81,572
...	5,81,000	58,59,000
...	75,51,000	14,11,47,406
...	1,05,84,000	20,18,05,861
...	...	1,13,625
<u>...</u>	<u>1,87,16,000</u>	<u>34,95,07,464</u>
23,57,99,700	10,12,62,079	1,96,01,37,772
<u>1,23,35,69,900</u>	<u>70,80,32,026</u>	<u>4,41,21,54,373</u>
47,85,07,991	42,76,70,645	1,33,96,89,276
...	...	9,680
33,24,692	27,13,089	89,91,935
<u>48,18,32,683</u>	<u>43,03,83,734</u>	<u>1,34,86,90,891</u>
...	...	1,511
<u>48,18,32,683</u>	<u>43,03,83,734</u>	<u>1,34,86,92,402</u>

## STATEMENT

Description of Debt (1)	Balance as on 1st April 1995 (2) Rs.
<b>I. SMALL SAVINGS, PROVIDENT FUNDS ETC -Concl'd.</b>	
(c) Other Accounts	
8011. Insurance and Pension Funds	
107. State Government Employees Group Insurance Scheme	8,04,71,951
<b>Total : 8011. Insurance and Pension Funds</b>	<u>8,04,71,951</u>
<b>Total : I. SMALL SAVINGS, PROVIDENT FUNDS ETC.</b>	<u>1,37,77,15,404</u>
<b>K. DEPOSITS AND ADVANCES</b>	
(a) Deposits Bearing Interest	
8336. Civil Deposits	
800. Other Deposits	2,35,79,948
<b>Total : 8336 Civil Deposits</b>	<u>2,35,79,948</u>
<b>Total : K. DEPOSITS AND ADVANCES</b>	<u>2,35,79,948</u>
<b>GRAND TOTAL :</b>	<u>5,28,79,11,851</u>

NO. 16 - Contd..

<i>Additions during the year</i> (3) Rs.	<i>Discharges during the year</i> (4) Rs.	<i>Balance as on 31st March 1996</i> (5) Rs.
<u>1,71,32,026</u>	<u>1,04,15,667</u>	<u>8,71,88,310</u>
<u>1,71,32,026</u>	<u>1,04,15,667</u>	<u>8,71,88,310</u>
<u>49,89,64,709</u>	<u>44,07,99,401</u>	<u>1,43,58,80,712</u>
<u>...</u>	<u>...</u>	<u>2,35,79,948</u>
<u>...</u>	<u>...</u>	<u>2,35,79,948</u>
<u>...</u>	<u>...</u>	<u>2,35,79,948</u>
<u><b>1,73,25,34,609</b></u>	<u><b>1,14,88,31,427</b></u>	<u><b>5,87,16,15,033</b></u>

## ANNEXURE TO STATE-

## DETAILED STATEMENT OF DEBT AND OTHER

Description of Debt (1)	When raised (2)	Balance as on 1st April 1995 (3) Rs.
<b>E. PUBLIC DEBT</b>		
<b>6003. Internal Debt of the State Government</b>		
101. Market Loans		
<b>(a) Market Loans bearing interest</b>		
(i) 7 percent Manipur State Development Loan 1993	1981-82	1,71,000
(ii) 7.5 percent Manipur State Development Loan 1997	1982-83	3,30,00,000
(iii) 8.75 percent Manipur State Development Loan 2000	1983-84	3,90,00,000
(iv) 9 percent Manipur State Development Loan 1999	1984-85	9,09,20,000
(v) 9.75 percent Manipur State Development Loan 1998	1985-86	7,98,00,000
(vi) 11 percent Manipur State Development Loan 2001	1986-87	7,42,50,000
(vii) 11 percent Manipur State Development Loan 2002	1987-88	7,97,50,000
(viii) 11.5 percent Manipur State Development Loan 2008	1988-89	9,77,00,000
(ix) 11.5 percent Manipur State Development Loan 2009	1989-90	11,43,00,000
(x) 11.5 percent Manipur State Development Loan 2010	1990-91	11,03,00,000
(xi) 11.5 percent Manipur State Development Loan 2011	1991-92	4,54,00,000
(xii) 12 percent Manipur State Development Loan 2011	1991-92	7,59,00,000
(xiii) 13% Manipur State Development Loan 2007	1992-93	14,52,40,000
(xiv) 13.5% Manipur State Development Loan 2003	1993-94	15,05,02,000
(xv) 12.5% Manipur State Development Loan 2004	1995-96	14,00,00,000
(xvi) 14% Manipur State Development Loan 2005	1995-96	...
Total : Market Loans bearing interest		1,27,62,33,000
<b>(b) Market Loans not bearing interest</b>		
Manipur State Development Loan		1,08,653
<b>Total : Market Loans not bearing interest</b>		1,08,653
Total : 101		1,27,63,41,653

MENT NO. 16 - Contd..

## INTEREST BEARING OBLIGATIONS OF GOVERNMENT

<i>Additions during the year</i>	<i>Discharges during the year</i>	<i>Balance as on 31st March 1996</i>
(4)	(5)	(6)
Rs.	Rs.	Rs.
...	...	1,71,000
...	...	3,30,00,000
...	...	3,90,00,000
...	...	9,09,20,000
...	...	7,98,00,000
...	...	7,42,50,000
...	...	7,97,50,000
...	...	9,77,00,000
...	...	11,43,00,000
...	...	11,03,00,000
...	...	4,54,00,000
...	...	7,59,00,000
...	...	14,52,40,000
...	...	15,05,02,000
...	...	14,00,00,000
16,00,00,000	...	16,00,00,000
16,00,00,000	...	1,43,62,33,000
...	...	1,08,653
...	...	1,08,653
16,00,00,000	...	1,43,63,41,653

## ANNEXURE TO STATE-

Description of Debt (1)	When raised (2)	Balance as on 1st April 1995 Rs. (3)
<b>E. PUBLIC DEBT - Contd..</b>		
<b>6003. Internal Debt of the State Government - Concl'd.</b>		
101. Market Loans		1,27,63,41,653
103. Loans from Life Insurance Corporation of India	1974-94	5,34,23,800
104. Loans from the General Insurance Corporation of India	1984-94	2,54,51,820
105. Loans from the National Bank for Agricultural and Rural Development	1976-94	96,350
107. Loans from State Bank of India		...
108. Loans from the National Co-operative Development Corporation	1973-94	7,88,43,454
109. Loans from other Institutions Loans from the Rural Electrification Corporation	1979-94	62,06,04,793
110. Ways and Means Advances from the Reserve Bank of India		...
800. Other Loans		62,54,478
<b>Total : 6003 - Internal Debt of the State Government</b>		<b>2,06,10,16,348</b>
<b>6004. Loans and advances from the Central Government</b>		
01. Non Plan Loans		
101. Loans to Cover Gap in Resources	1985-86 1990-91	1,50,00,000 ...
<b>Total : 101</b>		<b>1,50,00,000</b>
102. Share of Small Savings Collection	1984-85 1985-86 1986-87 1987-88 1988-89 1989-90 1990-91 1991-92 1992-93 1993-94 1994-95 1995-96	30,00,000 49,60,000 81,60,000 86,40,000 1,89,05,000 16,80,00,000 6,63,00,000 2,40,00,000 2,66,00,000 3,65,00,000 4,95,00,000 ...
<b>Total : 102</b>		<b>41,45,65,000</b>



## MENT NO. 16 - Contd..

<i>Additions during the year</i>	<i>Discharges during the year</i>	<i>Balance as on 31st March 1996</i>
(4)	(5)	(6)
Rs.	Rs.	Rs.
16,00,00,000	...	1,43,63,41,653
80,80,000	38,50,041	5,76,53,759
...	15,60,344	2,38,91,476
...	...	96,350
10,94,000	...	10,94,400
1,22,93,300	1,30,09,500	7,81,27,254
3,65,11,500	1,33,50,062	64,37,66,231
77,97,91,000	57,50,00,000	20,47,91,000
...	...	62,54,478
<hr/>	<hr/>	<hr/>
99,77,70,200	60,67,69,947	2,45,20,16,601
<hr/>	<hr/>	<hr/>
...	1,50,00,000	...
...	...	...
<hr/>	<hr/>	<hr/>
...	1,50,00,000	...
<hr/>	<hr/>	<hr/>
...	2,00,000	28,00,000
...	3,10,000	46,50,000
...	4,80,000	76,80,000
...	4,80,000	81,60,000
...	9,95,000	1,79,10,000
...	84,00,000	15,96,00,000
...	...	6,63,00,000
...	...	2,40,00,000
...	...	2,66,00,000
...	...	3,65,00,000
...	...	4,95,00,000
1,44,00,000	...	1,44,00,000
<hr/>	<hr/>	<hr/>
1,44,00,000	1,08,65,000	41,81,00,000
<hr/>	<hr/>	<hr/>

## ANNEXURE TO STATE-

Description of Debt (1)	When raised (2)	Balance as on 1st April 1995 (3) Rs.
<b>E. PUBLIC DEBT - Contd..</b>		
<b>6004. Loans and advances from the Central Government - Contd..</b>		
104. Special Force	1995-96	...
201. House Building Advance	1984-85	...
	1985-86	93,640
	1986-87	92,875
	1987-88	1,33,950
	1988-89	2,00,000
	1989-90	7,45,497
	1990-91	8,07,542
	1991-92	12,19,599
	1992-93	6,00,000
	1993-94	12,10,680
	1994-95	6,66,000
	1995-96	...
Total : 201		57,69,783
115. Modernisation of Police Force	1984-85	2,26,800
	1985-86	3,22,560
	1986-87	3,31,160
	1987-88	3,62,880
	1988-89	3,83,040
	1989-90	4,03,200
	1990-91	3,36,000
	1991-92	10,15,960
	1992-93	7,96,490
	1993-94	81,42,240
	1994-95	34,63,000
	1995-96	...
Total : 115		1,57,83,330
Education - National Loan Scholarship Schemes	1984-85	74,660
	1985-86	22,000
	1986-87	35,320
Total :		1,31,980

## MENT NO. 16 - Contd..

<i>Additions during the year</i>	<i>Discharges during the year</i>	<i>Balance as on 31st March 1996</i>
(4)	(5)	(6)
Rs.	Rs.	Rs.
1,00,00,000	...	1,00,00,000
<u>1,00,00,000</u>	<u>...</u>	<u>1,00,00,000</u>
...	...	...
...	93,640	...
...	46,440	46,435
...	44,650	89,300
...	50,000	1,50,000
...	1,49,099	5,96,398
...	1,34,591	6,72,951
...	1,74,229	10,45,370
...	75,000	5,25,000
...	1,34,520	10,76,160
...	66,600	5,99,400
12,99,100	...	12,99,100
<u>12,99,100</u>	<u>9,68,769</u>	<u>61,00,114</u>
...	15,120	2,11,680
...	20,160	3,02,400
...	19,480	3,11,680
...	20,160	3,42,720
...	20,160	3,62,880
...	20,160	3,83,040
...	16,000	3,20,000
...	46,180	9,69,780
...	34,630	7,61,860
...	16,89,260	64,52,980
...	1,38,520	33,24,480
17,31,500	...	17,31,500
<u>17,31,500</u>	<u>20,39,830</u>	<u>1,54,75,000</u>
...	...	74,660
...	...	22,000
...	...	35,320
...	...	1,31,980

## ANNEXURE TO STATE-

Description of Debt (1)	When raised (2)	Balance as on 1st April 1995 (3) Rs.
<i>E. PUBLIC DEBT - Contd..</i>		
<b>6004. Loans and advances from the Central Government - Contd..</b>		
Crop Husbandry		
105. Manures and Fertilizers	1992-93	...
Total :		...
Total : 01		45,12,50,093
02. Loans for State/ Union Territory Plan Schemes		
101. Block Loans	1989-90	4,04,58,402
	1990-91	7,32,33,900
	1991-92	9,94,36,574
	1992-93	9,42,59,000
	1993-94	16,02,81,322
	1994-95	16,31,51,400
	1995-96	...
Total : 101		63,08,20,598
104. 1984-89 State Plan Loans Consolidated in terms of recommendations of the 9th Finance Commission		
	1989-90	25,15,41,813
Total : 02		88,23,62,411
03. Loans for Central Plan Schemes		
Rehabilitation - Rehabili- tation of Repatriates from Burma		
	1985-86	15,642
	1986-87	67,200
Total :		82,842
Dry Land Development		
	1985-86	4,13,600
	1986-87	6,45,865
	1987-88	1,16,800
Total :		11,76,265

## MENT NO. 16 - Contd..

Additions during the year	Discharges during the year	Balance as on 31st March 1996
(4)	(5)	(6)
Rs.	Rs.	Rs.
...	...	...
...	...	...
<u>2,74,30,600</u>	<u>2,88,73,599</u>	<u>44,98,07,094</u>
...	26,98,867	3,77,59,535
...	20,34,275	7,11,99,625
...	26,87,475	9,67,49,099
...	24,80,500	9,17,78,500
...	41,09,778	15,61,71,544
...	40,78,785	15,90,72,615
18,81,69,600	...	18,81,69,600
<u>18,81,69,600</u>	<u>1,80,89,680</u>	<u>80,09,00,518</u>
...	2,52,64,310	22,62,77,503
<u>18,81,69,600</u>	<u>4,33,53,990</u>	<u>1,02,71,78,021</u>
...	...	15,642
...	...	67,200
...	...	82,842
...	68,933	3,44,667
...	92,267	5,53,598
...	14,600	1,02,200
...	<u>1,75,800</u>	<u>10,00,465</u>

## ANNEXURE TO STATE-

Description of Debt (1)	When raised (2)	Balance as on 1st April 1995 (3) Rs.
<b>E. PUBLIC DEBT - Contd..</b>		
<b>6004. Loans and advances from the Central Government - Contd..</b>		
03. Loans for Central Plan Schemes - Concl'd.		
Other Rural		
	Development Programmes 1984-85	77,668
	Soil and Water Conservation -	
102.	Soil Conservation 1987-88	81,669
	Strengthening of State 1988-89	58,198
	Land Board 1989-90	1,05,952
	1990-91	1,46,668
	1991-92	1,20,000
	1992-93	2,69,532
	1993-94	1,51,667
	1994-95	...
	1995-96	...
	<b>Total :</b>	<b>9,33,686</b>
Co-operation -		
107.	Credit Co-operatives 1986-87	5,83,335
	Fisheries -	
101.	Inland Fisheries 1984-85	...
	Village and Small Industries -	
102.	Small Scale Industries 1991-92	4,50,000
	<b>Total : 03</b>	<b>33,03,796</b>
04. Loans for Centrally Sponsored Plan Schemes		
Integrated Development of Small and Medium Towns		
	1985-86	9,60,000
	1986-87	7,65,000
	1987-88	42,30,000
	1990-91	54,42,000
	1991-92	15,00,000
	1992-93	1,03,08,000
	1995-96	...
	<b>Total :</b>	<b>2,32,05,000</b>

## MENT NO. 16 - Contd..

<i>Additions during the year</i>	<i>Discharges during the year</i>	<i>Balance as on 31st March 1996</i>
(4)	(5)	(6)
Rs.	Rs.	Rs.
...	15,533	62,135
...	10,208	71,461
...	6,467	51,731
...	12,800	93,152
...	13,333	1,33,335
...	10,000	1,10,000
...	20,734	2,48,798
...	10,833	1,40,834
3,17,000	...	3,17,000
<u>3,17,000</u>	<u>84,375</u>	<u>11,66,311</u>
...	5,83,335	...
...	...	...
...	...	4,50,000
<u>3,17,000</u>	<u>8,59,043</u>	<u>27,61,753</u>
...	60,000	9,00,000
...	45,000	7,20,000
...	2,35,000	39,95,000
...	...	54,42,000
...	...	15,00,000
...	...	1,03,08,000
6,00,000	...	6,00,000
<u>6,00,000</u>	<u>3,40,000</u>	<u>2,34,65,000</u>

## ANNEXURE TO STATE-

Description of Debt (1)	When raised (2)	Balance as on 1st April 1995 (3) Rs.
<b>E. PUBLIC DEBT - Contd..</b>		
<b>6004. Loans and advances from the Central Government - Contd..</b>		
04. Loans for Centrally sponsored Plan Schemes - Contd..		
Consumer Co-operatives	1986-87	10,86,800
Flood Control and Drainage- Anti-Sea Erosion Projects	1984-85	9,60,000
Co-operation -		
107. Credit Co-operatives	1984-85	1,25,000
	1985-86	1,25,000
	1986-87	76,000
	1988-89	3,33,332
	1989-90	39,524
	1990-91	5,00,000
Total :		11,98,856
Civil Supplies -		
196. Assistance to Consumer Co-operatives in Urban Areas		
	1989-90	40,358
	1990-91	1,00,358
	1993-94	16,80,000
	1994-95	38,00,000
	1995-96	...
Total :		56,20,716
Transmission and Distribution -		
Inter State		
Transmission Lines	1985-86	28,19,841
Village and Small Industries -		
102. Small Scale Industries	1984-85	1,01,667
	1985-86	1,24,498
	1986-87	3,33,336
	1987-88	2,91,669
	1988-89	3,00,000
	1989-90	7,58,335
	1990-91	2,66,668
	1991-92	1,49,999
	1992-93	1,14,166
	1995-96	...
Total :		24,40,338
113. Agricultural Engineering	1995-96	...
Total :		...



## MENT NO. 16 - Contd..

Additions during the year	Discharges during the year	Balance as on 31st March 1996
(4)	(5)	(6)
Rs.	Rs.	Rs.
...	1,62,400	9,24,400
...	64,000	8,96,000
...	8,333	1,16,667
...	...	1,25,000
...	38,000	38,000
...	1,66,667	1,66,665
...	7,381	32,143
...	...	5,00,000
...	2,20,381	9,78,475
...	4,464	35,894
...	11,071	89,287
...	4,20,000	12,60,000
...	7,60,000	30,40,000
98,39,500	...	98,39,500
98,39,500	11,95,535	1,42,64,681
...	1,76,240	26,43,601
...	50,833	50,834
...	41,500	82,998
...	83,333	2,50,003
...	58,333	2,33,336
...	50,000	2,50,000
...	1,08,333	6,50,002
...	33,333	2,33,335
...	66,667	83,332
...	11,417	1,02,749
4,00,000 'A'	...	4,00,000
4,00,000	5,03,749	23,36,589
1,00,000	...	1,00,000
1,00,000	...	1,00,000

'A' Adjustment of 1990-91 which was wrongly booked in 1601-Grants-in-Aid.

## ANNEXURE TO STATE-

Description of Debt (1)	When raised (2)	Balance as on 1st April 1995 (3) Rs.
<b>E. PUBLIC DEBT - Contd..</b>		
<b>6004. Loans and advances from the Central Government - Contd..</b>		
04. Loans for Centrally Sponsored Plan Schemes - Concl'd.		
103. Handloom Industries	1984-85	...
	1985-86	2,44,100
	1986-87	2,25,000
	1987-88	6,59,400
	1988-89	8,20,880
	1989-90	5,75,000
	1990-91	2,72,500
	1992-93	8,00,000
	1993-94	24,21,990
	1994-95	13,70,000
Total :		73,88,870
Forestry -		
101. Forest Conservation, Development and Regeneration	1984-85	4,99,996
	1985-86	8,33,199
	1986-87	9,14,665
	1987-88	11,72,268
	1988-89	12,97,800
	1989-90	7,00,000
	1995-96	...
Total :		54,17,928
Roads and Bridges -		
Roads of Inter State or Economic Importance	1984-85	3,30,000
	1985-86	3,84,000
	1988-89	59,998
	1989-90	71,20,000
	1993-94	24,71,625
Total :		1,03,65,623
National Water Shed Development - Project for rainfed areas		
	1991-92	3,46,875
	1992-93	38,18,424
Total :		41,65,299
Co-operation -		
105. Loans to Other Co-operatives	1991-92	8,45,239
	1992-93	6,00,000
	1995-96	...
Total :		14,45,239
Total : 04		6,61,14,510

## MENT NO. 16 - Contd..

Additions during the year (4) Rs.	Discharges during the year (5) Rs.	Balance as on 31st March 1996 (6) Rs.
...	...	...
...	2,44,100	...
...	1,12,500	1,12,500
...	2,19,800	4,39,600
...	2,05,220	6,15,660
...	1,58,400	4,16,600
...	9,250	2,63,250
...	1,00,000	7,00,000
...	2,69,110	21,52,880
...	1,37,000	12,33,000
...	14,55,380	59,33,490
...	1,00,000	3,99,996
...	1,38,867	6,94,332
...	1,30,667	7,83,998
...	1,46,533	10,25,735
...	1,44,200	11,53,600
...	70,000	6,30,000
20,05,000 'A'	...	20,05,000
20,05,000	7,30,267	66,92,661
...	22,000	3,08,000
...	24,000	3,60,000
...	6,667	53,331
...	3,56,000	67,64,000
...	63,375	24,08,250
...	4,72,042	98,93,581
...	9,375	3,37,500
...	99,938	37,18,486
...	1,09,313	40,55,986
...	1,41,667	7,03,572
...	57,143	5,42,857
65,60,000	...	65,60,000
65,60,000	1,98,810	78,06,429
1,95,04,500	56,28,117	7,99,90,893

'A' Adjustment of 1989-90 which was wrongly booked in 8658-R.B.I.Suspence (CAO).

## ANNEXURE TO STATE-

<i>Description of Debt</i>	<i>When raised</i>	<i>Balance as on 1st April 1995</i>
(1)	(2)	(3)
		Rs.
<i>E. PUBLIC DEBT - Contd..</i>		
6004. <i>Loans and advances from the Central Government - Contd..</i>		
05. <i>Loans for Special Schemes</i>		
101. <i>Schemes of North Eastern Council</i>		
	1984-85	12,85,533
	1985-86	21,75,264
	1986-87	6,88,405
	1987-88	43,21,804
	1988-89	36,95,615
	1989-90	41,45,601
	1990-91	19,17,248
	1991-92	85,46,402
	1992-93	47,09,606
	1993-94	1,14,31,399
	1994-95	63,29,000
	1995-96	...
<i>Total : 05</i>		4,92,45,877
06. <i>Ways and Means Advances</i>		
	1991-92	51,00,000
	1993-94	...
07. <i>Pre 1984-85 Loans</i>		
102. <i>National Loan Scholarship Schemes</i>		
	Pre 1974	2,29,822
	1974-78	1,86,600
	1979-80	85,000
	1981-82	50,000
	1982-83	30,150
<i>Total :</i>		5,81,572
105. <i>Small Savings Loans</i>		
	Pre 1979	29,10,000
	1979-80	3,50,000
	1980-81	9,35,000
	1981-82	5,40,000
	1982-83	5,85,000
	1983-84	11,20,000
<i>Total :</i>		64,40,000

## MENT NO. 16 - Contd..

Additions during the year	Discharges during the year	Balance as on 31st March 1996
(4)	(5)	(6)
Rs.	Rs.	Rs.
...	82,067	12,03,466
...	3,34,667	18,40,597
...	97,866	5,90,539
...	5,38,532	37,83,272
...	2,63,067	34,32,548
...	5,40,867	36,04,734
...	2,09,267	17,07,981
...	7,12,199	78,34,203
...	3,68,464	43,41,142
...	4,77,334	1,09,54,065
...	2,07,000	61,22,000
3,78,000	...	3,78,000
<u>3,78,000</u>	<u>38,31,330</u>	<u>4,57,92,547</u>
...	...	51,00,000
...	...	...
...	...	2,29,822
...	...	1,86,600
...	...	85,000
...	...	50,000
...	...	30,150
...	...	<u>5,81,572</u>
...	2,91,000	26,19,000
...	35,000	3,15,000
...	85,000	8,50,000
...	45,000	4,95,000
...	45,000	5,40,000
...	80,000	10,40,000
...	<u>5,81,000</u>	<u>58,59,000</u>

## ANNEXURE TO STATE-

Description of Debt (1)	When raised (2)	Balance as on 1st April 1995 (3) Rs.
<b>E. PUBLIC DEBT - Concl'd.</b>		
<b>6004. Loans and advances from the Central Government - Concl'd.</b>		
107. Pre 1979-80 Consolidated Loans re-consolidated into 30 years loans	Pre 1979-80	14,86,98,406
108. Pre 1979-84 Consoli- dated Loans	1983-84	21,23,89,861
109. Rehabilitation of Gold Smiths	Pre 1974	1,13,625
<b>Total : 07</b>		<u>36,82,23,464</u>
<b>Total : 6004 - Loans and Advances from the Central Government</b>		<u>1,82,56,00,151</u>
<b>TOTAL : E. PUBLIC DEBT</b>		<u>3,88,66,16,499</u>

## MENT NO. 16 - Concl'd.

<i>Additions during the year</i>	<i>Discharges during the year</i>	<i>Balance as on 31st March 1996</i>
(4)	(5)	(6)
Rs.	Rs.	Rs.
...	75,51,000	14,11,47,406
...	1,05,84,000	20,18,05,861
...	...	1,13,625
...	1,87,16,000	34,95,07,464
23,57,99,700	10,12,62,079	1,96,01,37,772
1,23,35,69,900	70,80,32,026	4,41,21,54,373

1991  
1991

T

## STATEMENT

## DETAILED STATEMENT OF LOANS AND

<i>Heads of Account</i>	<i>Balance on 1st April 1995</i>	<i>Advanced during the year</i>
(1)	(2)	(3)
	Rs.	Rs.
<b>F. LOANS AND ADVANCES</b>		
<b>6202. Loans for Education, Sports, Art and Culture</b>		
202. Secondary Education	4,93,270	...
600. General	5,79,920	...
<b>Total : 6202</b>	<u>10,73,190</u>	<u>...</u>
<b>6215. Loans for Water Supply and Sanitation</b>		
01. <i>Water Supply</i>		
101. Urban Water Supply Programmes	4,68,69,570	29,83,504
<b>Total : 6215</b>	<u>4,68,69,570</u>	<u>29,83,504</u>
<b>6216. Loans for Housing</b>		
80. <i>General</i>		
800. Other Loans	8,33,51,471	1,50,00,000
<b>Total : 6216</b>	<u>8,33,51,471</u>	<u>1,50,00,000</u>
<b>6217. Loans for Urban Development</b>		
01. <i>State Capital Development</i>		
191. Loans to Local Bodies, Corporations, etc.	37,08,684	...
800. Other Loans	51,50,000	...
<b>Total : 01. State Capital Development</b>	<u>88,58,684</u>	<u>...</u>
03. <i>Integrated Development of Small and Medium Towns</i>		
800. Other loans	10,000	...
<b>Total : 6217</b>	<u>88,68,684</u>	<u>...</u>



## NO. 17

## ADVANCES MADE BY GOVERNMENT

<i>Repaid during the year</i>	<i>Balance on 31st March 1996</i>	<i>Interest received and credited to revenue</i>
(4) Rs.	(5) Rs.	(6) Rs.
...	4,93,270	...
...	5,79,920	...
-----	-----	-----
...	10,73,190	...
-----	-----	-----
...	4,98,53,074	...
-----	-----	-----
...	4,98,53,074	...
-----	-----	-----
1,90,528	9,81,60,943	...
-----	-----	-----
1,90,528	9,81,60,943	...
-----	-----	-----
...	37,08,684	...
...	51,50,000	...
-----	-----	-----
...	88,58,684	...
-----	-----	-----
...	10,000	...
-----	-----	-----
...	88,68,684	...
-----	-----	-----

## STATEMENT

Heads of Account	Balance on 1st April 1995	Advanced during the year
(1)	(2) Rs.	(3) Rs.
<b>F. LOANS AND ADVANCES - Contd..</b>		
<b>6225. Loans for Welfare of Scheduled Castes, Scheduled Tribes and Other Backward Classes</b>		
<i>03. Welfare of Backward Classes</i>		
800. Other Loans	2,39,573	...
<b>Total : 6225</b>	<b>2,39,573</b>	<b>...</b>
<b>6235. Loans for Social Security and Welfare</b>		
<i>01. Rehabilitation</i>		
140. Rehabilitation of Repatriates from other countries	6,33,974	...
200. Other Relief Measures	9,45,900	...
<b>Total : 01 Rehabilitation</b>	<b>15,79,874</b>	<b>...</b>
<i>02. Social welfare</i>		
103. Women's Welfare	3,33,038	...
<i>60. Other Social Security     and Welfare Programmes</i>		
800. Other Loans	15,55,434	...
<b>Total : 6235</b>	<b>34,68,346</b>	<b>...</b>
<b>6401. Loans for Crop Husbandry</b>		
110. Scheme for small and Marginal Farmers and Agricultural labourers	1,07,018	...
119. Horticulture and Vegetable Crops	9,51,332	...
195. Loans to Farming Co-operatives	5,31,197	...
800. Other Loans	1,09,89,497	...
<b>Total : 6401</b>	<b>1,25,79,044</b>	<b>...</b>
<b>6403. Loans for Animal Husbandry</b>		
103. Poultry Development	50,000	...
<b>Total : 6403</b>	<b>50,000</b>	<b>...</b>

NO. 17 - Contd..

Repaid during the year	Balance on 31st March 1996	Interest received and credited to revenue
(4) Rs.	(5) Rs.	(6) Rs.
...	2,39,573	...
...	2,39,573	...
...	6,33,974	...
...	9,45,900	...
...	15,79,874	...
...	3,33,038	...
...	15,55,434	...
...	34,68,346	...
...	1,07,018	...
...	9,51,332	...
...	5,31,197	...
...	1,09,89,497	...
...	1,25,79,044	...
...	50,000	...
...	50,000	...

## STATEMENT

Heads of Account	Balance on 1st April 1995	Advanced during the year
(1)	(2) Rs.	(3) Rs.
<b>F. LOANS AND ADVANCES - Contd..</b>		
<b>6405. Loans for Fisheries</b>		
800. Other loans	5,45,974	7,72,800
<b>Total : 6405</b>	<u>5,45,974</u>	<u>7,72,800</u>
<b>6425. Loans for Co-operation</b>		
106. Loans to Multipurpose Rural Co-operatives	1,31,99,877	92,93,100
107. Loans to Credit Co-operatives	2,25,91,986	...
108. Loans to other Co-operatives	56,55,210	...
190. Loans to Public Sector and other undertakings	1,38,11,583	...
<b>Total : 6425</b>	<u>5,52,58,656</u>	<u>92,93,100</u>
<b>6515. Loans for other Rural Development Programmes</b>		
102. Community Development	77,507	...
<b>Total : 6515</b>	<u>77,507</u>	<u>...</u>
<b>6851. Loans for Village and Small Industries</b>		
102. Small Scale Industries	1,15,24,635	1,00,000
103. Handloom Industries	3,08,38,228	21,49,000
104. Handicraft Industries	19,10,652	...
107. Sericulture Industries	9,725	...
200. Other Village Industries	1,30,96,303	...
<b>Total : 6851</b>	<u>5,73,79,543</u>	<u>22,49,000</u>
<b>7610. Loans to Government Servants, etc.</b>		
201. House Building Advances	4,15,26,672	7,10,000
202. Advances for purchase of Motor Conveyances	2,40,70,656	25,86,998

## NO. 17 - Contd..

Repaid during the year	Balance on 31st March 1996	Interest received and credited to revenue
(4) Rs.	(5) Rs.	(6) Rs.
...	13,18,774	...
...	13,18,774	...
2,33,798	2,22,59,179	...
...	2,25,91,986	...
...	56,55,210	5,67,419
...	1,38,11,583	5,87,256
2,33,798	6,43,17,958	11,54,675
...	77,507	...
...	77,507	...
1,14,811	1,15,09,824	...
...	3,29,87,228	...
...	19,10,652	...
...	9,725	...
...	1,30,96,303	...
1,14,811	5,95,13,732	...
29,79,715	3,92,56,957	80,047
54,23,643	2,12,34,011	3,46,966

## STATEMENT

Heads of Account	Balance on 1st April 1995	Advanced during the year
(1)	(2) Rs.	(3) Rs.
<b>F. LOANS AND ADVANCES - Concl'd.</b>		
<b>7610. Loans to Government Servants, etc. - Concl'd.</b>		
203. Advances for purchase of other conveyances	1,88,982	...
800. Other Advances	3,27,714	...
<b>Total : 7610</b>	<u>6,61,14,024</u>	<u>32,96,998</u>
<b>7615. Miscellaneous Loans</b>		
200. Miscellaneous Loans	8,46,461	...
<b>Total : 7615</b>	<u>8,46,461</u>	...
<b>TOTAL:F,LOANS AND ADVANCES</b>	<u>33,67,22,043</u>	<u>3,35,95,402</u>

NO. 17 - Concl'd.

<i>Repaid during the year</i>	<i>Balance on 31st March 1996</i>	<i>Interest received and credited to revenue</i>
(4) Rs.	(5) Rs.	(6) Rs.
...	1,88,982	...
...	3,27,714	...
<u>84,03,358</u>	<u>6,10,07,664</u>	<u>4,27,013</u>
...	8,46,461	...
...	8,46,461	...
<u>89,42,495</u>	<u>36,13,74,950</u>	<u>15,81,688</u>

The details of loans and advances during the year for plan purposes are given below :

Major and Minor Heads of Account	Amount of Loan	
	Plan	Centrally Sponsored Plan Schemes (including NEC, Central Plan and Sub-Plan Schemes )
(1)	(2) Rs.	(3) Rs.
<b>6215. Loans for Water Supply and Sanitation</b>		
01. Water Supply		
102. Urban Water Supply Programme	29,83,504	...
<b>6216. Loans for Housing</b>		
80. General		
800. Other Loans	1,50,00,000	...
<b>6425. Loans for Co-operation</b>		
106. Loans to Multipurpose Rural Co-operatives	...	92,93,100
107. Loans for credit co-operatives	...	...
108. Loans to Other Co-operatives	...	...
<b>6851. Loans for Village and Small Industries</b>		
102. Small Scale Industries	...	1,00,000
103. Handloom Industry	...	21,49,000
<b>Total :</b>	<u>1,79,83,504</u>	<u>1,15,42,100</u>

## STATEMENT

## STATEMENT SHOWING DETAILS

Name of the Reserve Fund or Deposit Account  (1)	Balance on	
	Cash (2) Rs.	Investment (3) Rs.
<b>J. RESERVE FUNDS</b>		
<i>(b) Reserve Funds not bearing interest</i>		
<b>8226. Depreciation/Renewal Reserve Fund</b>		
101. Depreciation Reserve Funds of Government Commercial Department/Undertakings	23,98,000	...
Total : 8226. Depreciation/Renewal Reserve Funds	23,98,000	...
<b>TOTAL:J. RESERVE FUNDS</b>	23,98,000	...
<b>K. DEPOSITS AND ADVANCES</b>		
<i>(b) Deposits Not Bearing Interest</i>		
<b>8449. Other Deposits</b>		
120. Miscellaneous Deposits	34,65,29,653	...
<b>TOTAL : DEPOSITS AND ADVANCES</b>	34,65,29,653	...
<b>GRAND TOTAL :</b>	34,89,27,653	...



NO. 18

## OF EARMARKED BALANCES

1st April, 1995	Balance as on 31st March, 1996		
Total (4) Rs.	Cash (5) Rs.	Investment (6) Rs.	Total (7) Rs.
23,98,000	23,98,000	...	23,98,000
<u>23,98,000</u>	<u>23,98,000</u>	<u>...</u>	<u>23,98,000</u>
<u>23,98,000</u>	<u>23,98,000</u>	<u>...</u>	<u>23,98,000</u>
34,65,29,653	39,27,04,286	...	39,27,04,286
<u>34,65,29,653</u>	<u>39,27,04,286</u>	<u>...</u>	<u>39,27,04,286</u>
<u>34,89,27,653</u>	<u>39,51,02,286</u>	<u>...</u>	<u>39,51,02,286</u>

APPEN-

(Reference : Explanatory Note below

**STATEMENT SHOWING INVESTMENT OF GOVERNMENT AS AT THE END OF 1993-94,  
DURING IN**

Type of Concerns	1993-94			
	Number of Concerns	Investment at the end of the year	Dividend/ Interest received during the year	Number of Concerns
1	2	3	4	5
( In lakhs of rupees )				
1. Statutory Corporations	2	16,33.64	...	2
2. Government Companies	10	28,78.06	...	10
3. Co-operative Banks, Societies, etc	3312	14,10.95	...	3312
<b>Total</b>	<b>3324</b>	<b>59,22.65</b>	<b>...</b>	<b>3324</b>

**DIX**

Statement No. 2 at Page No.28)

**1994-95 AND 1995-96 AND THE DIVIDEND/INTEREST RECEIVED THEREFROM THOSE YEARS**

1994-95		Number of Concerns	1995-96	
Investment at the end of the year	Dividend/ Interest received during the year		Investment at the end of the year	Dividend/ Interest received during the year
6	7	8	9	10
( In lakhs of rupees )			( In lakhs of rupees )	
18,03.64	...	2	19,87.87	...
29,64.77	2.05	10	30,54.80	2.05
14,39.96	...	3312	15,32.91	...
62,08.37	2.05	3324	65,75.58	2.05

