

## TABLE OF CONTENTS

	Page (s)
Certificate of the Comptroller and Auditor General of India	(iii)
Introductory	1-3
<b>PART I - SUMMARISED STATEMENTS</b>	
No.1 - Summary of transactions	6-24
No.2 - Capital Outlay - Progressive Capital Outlay to end of 1993-94	25-28
No.3 - Debt Position -	29-32
(i) Statement of borrowings	
(ii) Other obligations	
(iii) Service of debt	
No.4 - Loans and Advances by State Government	33
(i) Statement of loans and advances	
(ii) Recoveries in arrears	
No.5 - Guarantees given by the Government for repayment of loans, etc., raised by statutory corporations, local bodies and other institutions	34-35
No.6 - Cash balances and investments of cash balances	36-38
No.7 - Summary of balances under Consolidated Fund, Contingency Fund and Public Account	39-41
<b>PART II - DETAILED ACCOUNTS AND OTHER STATEMENTS</b>	
<b>A. REVENUE AND EXPENDITURE</b>	
No.8 - Statement of revenue and expenditure under different heads expressed as a percentage of total revenue/ total expenditure	44-47
No.9 - Statement showing the distribution between Charged and Voted Expenditure	48
No.10 - Detailed Account of revenue by minor heads	49-65
No.11 - Detailed Account of expenditure by minor heads	66-145

	<b>Page (s)</b>
No.12 - Detailed statement of capital expenditure during and to end of the year 1993-94	146-187
No.13 - Details of investments of Government in Statutory Corporations, Government Companies, Co-operative banks and societies etc., upto the end of 1993-94	188-207
No.14 - Statement showing the capital and other expenditure (other than on revenue account) to end of 1993-94 and the principal sources from which funds were provided for that expenditure	208-210
 <b>B. DEBT, CONTINGENCY FUND AND PUBLIC ACCOUNT</b> 	
No.15 - Detailed statement of receipts, disbursements and balances under heads of account relating to Debt, Contingency Fund and Public Account	212-223
No.16 - Detailed statement of Debt and other interest-bearing obligations of Government	224-249
No.17 - Detailed statement of loans and advances made by Government	250-257
No.18 - Statement showing the details of earmarked balances	258-259
Appendix - Statement showing investment of Government as at the end of 1991-92, 1992-93 and 1993-94 and dividend/interest received therefrom during those years.	260-261

## CERTIFICATE OF THE COMPTROLLER AND AUDITOR GENERAL OF INDIA


This compilation containing the Finance Accounts of the Government of Manipur for the year 1993-94 presents the accounts of the receipts and outgoings of the Government for the year, together with the financial results disclosed by the revenue and capital accounts, the accounts of the public debt and the liabilities and assets as worked out from the balances recorded in the accounts. The Appropriation Accounts of the Government for the year for Grants and Charged Appropriations, presented separately, supplement this compilation.

These accounts have been prepared and examined under my direction in accordance with the requirements of Articles 149 and 151 of the Constitution of India and the Comptroller and Auditor General's (Duties, Powers and Conditions of Service) Act, 1971. Subject to the observations in this compilation and to those in my Report on the accounts of the Government of Manipur for the year 1993-94, the accounts now presented are, according to my information, correct statements of the receipts and outgoings of the Government of Manipur for the year ended 31st March 1994.



( C.G. SOMIAH )  
*Comptroller and Auditor General of India*

New Delhi,  
The 29.11.94



## *INTRODUCTORY*

1. The accounts of Government are kept in the following three parts :-

Part I	Consolidated Fund
Part II	Contingency Fund
Part III	Public Account

In Part I namely Consolidated Fund, there are two main divisions, viz :-

- (1) Revenue - consisting of sections for 'Receipt heads (Revenue Account)' and 'Expenditure heads (Revenue Account)'.
- (2) Capital, Public Debt, Loans, *etc.* - consisting of sections for 'Receipt heads (Capital Account)', 'Expenditure heads (Capital Account)' and 'Public Debt, Loans and Advances, *etc.*'.

The Revenue division deals with the proceeds of taxation and other receipts classed as revenue and the expenditure met therefrom, the net result of which represents the revenue surplus or deficit for the year.

In Capital division, the section 'Receipts Heads (Capital Account)' deals with receipts of capital nature which cannot be applied as a set-off to capital expenditure.

The section 'Expenditure Heads (Capital Account)' deals with expenditure met usually from borrowed funds with the object of increasing concrete assets of a material and permanent character. It also includes receipts of a capital nature intended to be applied as a set off against expenditure.

The section 'Public Debt, Loans and Advances, *etc.*' comprises loans raised and their repayments by Government such as 'Internal Debt' and 'Loans and Advances' made (and their recoveries) by Government. This section also includes certain special types of heads for transactions relating to 'Appropriation to the Contingency Fund' and 'Inter-State Settlement'.

In Part II, namely Contingency Fund, of the accounts, the transactions connected with the Contingency Fund established under Article 267 of the Constitution of India are recorded.

In Part III, namely Public Account, of the accounts, the transactions relating to 'Debt' (other than those included in Part I), 'Deposits', 'Advances', 'Remittances' and 'Suspense' are recorded. The transactions under 'Debt', 'Deposits' and 'Advances', in this part are those in respect of which Government incurs a liability to repay the moneys received or has a claim to recover the amounts paid, together with the repayments of the former ('Debt' and 'Deposits') and the recoveries of the latter ('Advances'). The transactions relating to 'Remittances' and 'Suspense' in this part embrace all merely adjusting heads under which appear such transactions as remittances of cash between treasuries and currency chests, transfers between different accounting circles, *etc.* The initial debits or credits to these heads will be cleared eventually by corresponding receipts or payments either within the same circle of account or in another account circle.

**2. Sectors and Heads of Accounts :-** Within each of the sections in Part I mentioned above, the transactions are grouped into sectors such as 'Tax Revenue', 'Non-Tax Revenue' and 'Grants-in-aid and contributions' for the receipt heads (revenue account), and 'General Services', 'Social Services', 'Economic Services' and 'Grants-in-aid and contributions' for expenditure heads. Specific functions or services (such as Education, Sports, Art and Culture, Health and Family Welfare, Water Supply, Sanitation, Housing and Urban Development, *etc.* in respect of Social Services) are grouped in Sectors for expenditure heads. In Part III (Public Account) also, the transactions are grouped into sectors, such as 'Small Savings', 'Provident Funds', 'Reserve Funds', *etc.* The Sectors are sub-divided into major heads of account. In some cases, the Sectors are, in addition, sub-divided into sub-sectors before their division into major heads of account.

The major heads are divided into sub-major heads in some cases and minor heads, with a number of subordinate heads, generally known as sub-heads. The sub-heads are further divided into detailed heads. Under each of these heads, the expenditure is shown distributed between charged and voted. Sometimes major heads are also divided into sub-major heads before their further division into minor heads. Apart from the Sectorial and sub-sectorial classification the Major Heads, Sub-Major Heads, Minor Heads, Sub-Heads, Detailed Heads and Object Heads together constitute a six-tier arrangement of the classification structure of the Government Accounts. The major, minor and sub-heads prescribed for the classification of expenditure in the general accounts are not necessarily identical with the Grants, sub-heads and other units of allotments which are adopted by the Governments for Demands for Grants presented to the Parliament or Legislatures but in general a certain degree of correlation is maintained between the Demands for Grants and the Finance Accounts.

The major heads of accounts, falling within the sectors for expenditure heads, generally correspond to functions of Government, while the minor heads, subordinate to them, identify the programmes undertaken to achieve the objectives of the function represented by the major head. The sub-head represents the scheme, the detailed head, the sub-scheme and object head the object level of classification.

### **3. Coding Pattern**

**Major Heads :-** From 1st April 1987 a four digit Code has been allotted to the major heads, the first digit indicating whether the major head is a Receipt head or Revenue Expenditure head or Capital Expenditure head or a Loan head.

The first digit of code for Revenue Receipt head is either '0' or '1'. Adding 2 to the first digit code of the Revenue Receipt head will give the number allotted to corresponding Revenue Expenditure head; adding another 2, the Capital Expenditure; and another 2, the Loan head of Account. For example, for Crop Husbandry code 0401 represents the Receipt head, 2401 the revenue expenditure head, 4401 Capital Outlay head and 6401 Loan head.

Such a pattern is, however, not relevant for those departments which are not operating Capital/Loan heads of accounts e.g. Department of Supply. In a few cases, where receipt and expenditure are not heavy, certain functions have been combined under a single major head, the functions themselves forming sub-major heads under the Major head.

*Sub Major Heads* :- A two digit code has been allotted, the code starting from 01 under each Major Head. Where no sub-major head exists it is allotted a Code `00'. The nomenclature `General' has been allotted Code `80' so that even after further sub-major heads are introduced the Code for `General' will continue to remain the last one.


*Minor Heads* :- These have been allotted a three digit code, the codes starting from `001' under each sub major/major head (where there is no sub-major head). Codes from `001' to `100' and few codes `750' to `900' have been reserved for certain standard minor heads. The coding pattern for minor heads has been designed in such a way that in respect of certain minor heads having a common nomenclature under many major/sub-major heads, the same three digit code is adopted as far as possible.

Under this scheme of codification, the receipt major heads (revenue account) are assigned the block numbers from 0020 to 1606, expenditure major heads (revenue account) from 2011 to 3606, expenditure major heads (capital account) from 4046 to 5475, major heads under `Public Debt' from 6001 to 6004 and those under `Loans and Advances', `Inter-State Settlement' and `Transfer to Contingency Fund' from 6075 to 7999. The code number 4000 has been assigned for Capital receipt major head. The only major head `Contingency Fund' in Part II `Contingency Fund' has been assigned the code number 8000. The major heads in the Public Account are assigned the code numbers from 8001 to 8999.

4. The transactions included in these accounts represent mainly the actual cash receipts and disbursements during the financial year April to March as distinguished from amounts due to or from Government during the same period. The cash basis system is, however, not entirely suitable for recording the transactions and presenting the true state of affairs of Government commercial undertakings run on commercial principles. The detailed accounts of this class of undertakings are, therefore, maintained outside the regular accounts in proper commercial form and are subject to test check by the Indian Audit and Accounts Department.

5. The figures of actuals shown in these accounts are net, after taking into account the recoveries, although the Demands for Grants presented to Legislature and the Appropriation Accounts are for gross expenditure and exclude the credits and recoveries which are otherwise taken as reduction of expenditure.

\*\*\*\*\*





---

---

**PART - I**  
**SUMMARISED STATEMENTS**

---

---

**STATEMENT  
SUMMARY OF**

Receipts	Actuals	
(1)	1992-93 (2)	1993-94 (3)
	<i>(In lakhs of rupees)</i>	
PART I CONSOLIDATED		
<b>(I) Revenue</b>		
<b>Receipt Heads (Revenue Account)</b>		
<b>A. Tax Revenue</b>		
<i>(a) Taxes on Income and Expenditure</i>		
0021. Taxes on Income other than Corporation Tax	10,28.36	13,59.47
0028. Other Taxes on Income and Expenditure	2,81.47	3,32.04
Total : (a) Taxes on Income and Expenditure	13,09.83	16,91.51
<i>(b) Taxes on Property and Capital Transactions</i>		
0029. Land Revenue	63.07	46.08
0030. Stamps and Registration Fees	95.05	83.60
Total : (b) Taxes on Property and Capital Transactions	1,58.12	1,29.68
<i>(c) Taxes on Commodities and Services</i>		
0037. Customs	...	0.22
0039. State Excise	58.39	80.85
0040. Sales Tax	7,96.77	10,58.34
0041. Taxes on Vehicles	1,23.47	1,29.52
0042. Taxes on Goods and Passengers	37.30	38.07
0043. Taxes and Duties on Electricity	0.04	0.07
0045. Other Taxes and Duties on Commodities and Services	76.48	83.87
Total : (c) Taxes on Commodities and Services	10,92.45	13,90.94
Total : <b>A. Tax Revenue</b>	25,60.40	32,12.13
<b>B. Non-Tax Revenue</b>		
<i>(a) Fiscal Services</i>		
0047. Other Fiscal Services	0.19	0.04
Total : (a) Fiscal Services	0.19	0.04
<i>(b) Interest Receipts, Dividends and Profits</i>		
0049. Interest Receipts	73.71	1,57.97
0050. Dividends and Profits	1.30	*
Total : (b) Interest Receipts, Dividends and Profits	75.01	1,57.97

(\*) Rs.300 only

NO.1  
TRANSACTIONS

	Disbursements (4)	Actuals	
		1992-93 (5)	1993-94 (6)
(In lakhs of rupees)			
FUND			
Expenditure Heads (Revenue Account)			
<b>A. General Services</b>			
(a) <i>Organs of State</i>			
2011.	Parliament/State/Union Territory Legislatures	2,02.21	2,27.30
2012.	President, Vice-President/Governor/Administrator of Union Territories	46.48	57.05
2013.	Council of Ministers	60.67	81.91
2014.	Administration of Justice	1,58.18	1,75.11
2015.	Elections	70.26	1,88.19
	<b>Total : (a) Organs of State</b>	<b>5,37.80</b>	<b>7,29.56</b>
(b) <i>Fiscal Services</i>			
(ii) Collection of Taxes on Property and Capital Transactions			
2029.	Land Revenue	3,13.53	3,62.19
2030.	Stamps and Registration	13.54	16.36
	<b>Total : (ii) Collection of Taxes on Property and Capital Transactions</b>	<b>3,27.07</b>	<b>3,78.55</b>
(iii) Collection of Taxes on Commodities and Services			
2039.	State Excise	45.47	51.45
2040.	Sales Tax	57.34	57.31
2041.	Taxes on Vehicles	68.00	77.79
2045.	Other Taxes and Duties on Commodities and Services	4.32	3.93
	<b>Total : (iii) Collection of Taxes on Commodities and Services</b>	<b>1,75.13</b>	<b>1,90.48</b>
(iv) Other Fiscal Services			
2047.	Other Fiscal Services	7.54	10.75
	<b>Total : (iv) Other Fiscal Services</b>	<b>7.54</b>	<b>10.75</b>
	<b>Total : (b) Fiscal Services</b>	<b>5,09.74</b>	<b>5,79.78</b>

**STATEMENT  
SUMMARY OF**

Receipts	Actuals	
(1)	1992-93 (2)	1993-94 (3)
	<i>(In lakhs of rupees)</i>	
PART I CONSOLIDATED		
<b>(I) Revenue</b>		
Receipt Heads (Revenue Account) - <i>Contd.</i>		
<b>B. Non-Tax Revenue - <i>Contd.</i></b>		
<b>(c) Other Non-Tax Revenue</b>		
<i>(i) General Services</i>		
0051. Public Service Commission	0.13	0.06
0055. Police	42.46	37.17
0056. Jails	1.04	0.30
0058. Stationery and Printing	34.84	5.99
0059. Public Works	1,74.82	1,42.54
0070. Other Administrative Services	75.50	60.42
0071. Contributions and Recoveries towards Pension and Other Retirement Benefits	4.51	6.67
0075. Miscellaneous General Services	6,09.66	6,43.20
	<hr/>	<hr/>
Total : <i>(i) General Services</i>	9,42.96	8,96.35
	<hr/>	<hr/>
<i>(ii) Social Services</i>		
0202. Education, Sports, Art and Culture	48.28	54.42
0210. Medical and Public Health	21.93	18.23
0211. Family Welfare	0.22	...
0215. Water Supply and Sanitation	52.80	58.73
0216. Housing	21.84	16.05
0217. Urban Development	0.07	24.82
0220. Information and Publicity	1.60	2.55
0230. Labour and Employment	0.58	0.89
0235. Social Security and Welfare	1.53	0.40
	<hr/>	<hr/>
Total : <i>(ii) Social Services</i>	1,48.85	1,76.09
	<hr/>	<hr/>

NO.1  
TRANSACTIONS

Disbursements (4)	Actuals	
	1992-93 (5)	1993-94 (6)
(In lakhs of rupees)		
FUND - Contd.		
Contd.		
Expenditure Heads (Revenue Account) - Contd.		
<b>A. General Services - Concl'd.</b>		
<i>(c) Interest Payments and Servicing of Debt</i>		
2049. Interest Payments	44,53.56	48,89.73
Total : <i>(c) Interest Payments and Servicing of Debt</i>	44,53.56	48,89.73
<i>(d) Administrative Services</i>		
2051. Public Service Commission	31.85	40.28
2052. Secretariat - General Services	4,11.47	4,69.77
2053. District Administration	3,51.32	3,69.96
2054. Treasury Accounts and Administration	1,28.61	1,40.37
2055. Police	42,62.08	52,56.08
2056. Jails	1,66.57	1,87.87
2058. Stationery and Printing	1,01.72	1,01.67
2059. Public Works	1,50.05	2,69.58
2070. Other Administrative Services	3,31.29	3,24.24
Total : <i>(d) Administrative Services</i>	59,34.96	71,59.83
<i>(e) Pensions and Miscellaneous General Services</i>		
2071. Pensions and Other Retirement Benefits	18,02.61	21,42.22
2075. Miscellaneous General Services	16.26	16.19
Total : <i>(e) Pensions and Miscellaneous General Services</i>	18,18.87	21,58.41
Total : <b>A. General Services</b>	1,32,54.93	1,55,17.31

**STATEMENT  
SUMMARY OF**

Receipts	Actuals	
(1)	1992-93 (2)	1993-94 (3)
	<i>(In lakhs of rupees)</i>	

PART I CONSOLIDATED  
**(I) Revenue**

Receipt Heads (Revenue Account) - *Contd.*

**B. Non-Tax Revenue - Concl'd.**

*(c) Other Non-Tax Revenue - Concl'd.*

*(iii) Economic Services*

0401. Crop Husbandry	48.79	19.55
0403. Animal Husbandry	20.88	21.97
0404. Dairy Development	13.98	13.05
0405. Fisheries	4.74	4.92
0406. Forestry and Wild Life	3,39.21	2,88.72
0407. Plantations	0.26	11.26
0408. Food Storage and Warehousing	0.04	12.10
0425. Co-operation	3.46	4.97
0435. Other Agricultural Programmes	2.38	1.00
0515. Other Rural Development Programmes	0.56	1.66
0701. Major and Medium Irrigation	17.60	45.59
0702. Minor Irrigation	3.95	2.28
0801. Power	4,88.91	8,96.00
0802. Petroleum	0.11	0.07
0810. Non Conventional Sources of Energy	0.08	0.32
0851. Village and Small Industries	9.90	61.05
0852. Industries	2.67	0.65
0853. Non-ferrous Mining and Metallurgical Industries	0.20	1.28
0875. Other Industries	0.38	1,23.89
1054. Roads and Bridges	0.42	10.44
1425. Other Scientific Research	...	0.12
1452. Tourism	39.02	15.68
1475. Other General Economic Services	43.31	1.97
	<u>10,40.85</u>	<u>15,38.54</u>
Total : <i>(iii) Economic Services</i>	10,40.85	15,38.54
Total : <i>(c) Other Non-Tax Revenue</i>	<u>21,32.66</u>	<u>26,10.98</u>
Total : <b>B. Non-Tax Revenue</b>	<u>22,07.86</u>	<u>27,68.99</u>

NO.1  
TRANSACTIONS

Disbursements (4)	Actuals	
	1992-93 (5)	1993-94 (6)
(In lakhs of rupees)		
FUND - Contd.		
Contd.		
Expenditure Heads (Revenue Account) - Contd.		
<b>B. Social Services</b>		
(a) Education, Sports, Art and Culture		
2202. General Education	1,01,77.62	1,07,21.78
2203. Technical Education	63.80	69.02
2204. Sports and Youth Services	3,16.67	3,71.08
2205. Art and Culture	1,26.13	1,74.09
Total : (a) Education, Sports, Art and Culture	1,06,84.22	1,13,35.97
(b) Health and Family Welfare		
2210. Medical and Public Health	18,42.71	21,51.34
2211. Family Welfare	5,15.20	5,49.66
Total : (b) Health and Family Welfare	23,57.91	27,01.00
(c) Water Supply, Sanitation, Housing and Urban Development		
2215. Water Supply and Sanitation	3,19.94	4,16.83
2216. Housing	1,46.20	94.93
2217. Urban Development	2,24.46	2,44.87
Total : (c) Water Supply, Sanitation, Housing and Urban Development	6,90.60	7,56.63
(d) Information and Broadcasting		
2220. Information and Publicity	86.51	85.41
Total : (d) Information and Broadcasting	86.51	85.41
(e) Welfare of Scheduled Castes, Scheduled Tribes and Other Backward Classes		
2225. Welfare of Scheduled Castes, Scheduled Tribes and Other Backward Classes	10,66.67	10,56.10
Total : (e) Welfare of Scheduled Castes, Scheduled Tribes and Other Backward Classes	10,66.67	10,56.10

**STATEMENT  
SUMMARY OF**

Receipts	Actuals	
(1)	1992-93 (2)	1993-94 (3)
	<i>(In lakhs of rupees)</i>	

PART I CONSOLIDATED  
(I) Revenue -

Receipt Heads (Revenue Account) - *Contd.*

<b>C. Grants-In-Aid and Contributions</b>		
1601.	Grants-in-aid from Central Government	2,84,49.84    3,60,20.56
1603.	States' Share of Union Excise Duties	1,48,03.50    1,47,90.79
	<b>Total : C Grants-In-Aid and Contributions</b>	<b>4,32,53.34    5,08,11.35</b>
	<b>Total : Receipt Heads (Revenue Account)</b>	<b>4,80,21.60    5,67,92.47</b>



NO.1  
TRANSACTIONS

Disbursements (4)	Actuals	
	1992-93 (5)	1993-94 (6)
(In lakhs of rupees)		
FUND - Contd.		
Contd.		
Expenditure Heads (Revenue Account) - Contd.		
<b>B. Social Services - Concl'd.</b>		
<i>(f) Labour and Labour Welfare</i>		
2230. Labour and Employment	1,30.66	1,53.81
Total : <i>(f) Labour and Labour Welfare</i>	1,30.66	1,53.81
<i>(g) Social Welfare and Nutrition</i>		
2235. Social Security and Welfare	7,17.89	8,22.60
2236. Nutrition	1,12.29	50.77
2245. Relief on account of Natural Calamities	1,00.00	1,00.00
Total: <i>(g) Social Welfare and Nutrition</i>	9,30.18	9,73.37
<i>(h) Others</i>		
2250. Other Social Services	38.58	51.63
2251. Secretariat - Social Services	86.75	93.82
Total : <i>(h) Others</i>	1,25.33	1,45.45
Total : <b>B. Social Services</b>	1,60,72.08	1,72,07.74
<b>C. Economic Services</b>		
<i>(a) Agriculture and Allied Activities</i>		
2401. Crop Husbandry	9,75.48	11,00.21
2402. Soil and Water Conservation	3,05.98	3,50.90
2403. Animal Husbandry	7,66.31	8,99.25
2404. Dairy Development	32.51	42.85
2405. Fisheries	3,31.18	3,87.83
2406. Forestry and Wild Life	7,52.41	8,85.28
2407. Plantations	9.98	16.29
2408. Food Storage and Warehousing	1,51.07	2,30.36
2415. Agricultural Research and Education	97.85	1,18.11
2425. Co-operation	3,25.63	3,09.10
2435. Other Agricultural Programmes	3.17	5.09
Total: <i>(a) Agriculture and Allied Activities</i>	37,51.57	43,45.27

**STATEMENT  
SUMMARY OF**

Receipts  (1)	Actuals	
	1992-93 (2) <i>(In lakhs of rupees)</i>	1993-94 (3)

PART I CONSOLIDATED  
(I) Revenue -

NO.1  
TRANSACTIONS

Disbursements (4)	Actuals	
	1992-93 (5)	1993-94 (6)
(In lakhs of rupees)		
FUND - Contd.		
Contd.		
Expenditure Heads (Revenue Account) - Contd.		
<b>C. Economic Services - Contd.</b>		
<i>(b) Rural Development</i>		
2501. Special Programmes for Rural Development	1,11.65	2,07.42
2505. Rural Employment	3,91.82	7,22.96
2515. Other Rural Development Programmes	3,68.68	3,89.83
Total : <i>(b) Rural Development</i>	8,72.15	13,20.21
<i>(c) Special Areas Programmes</i>		
2552. North Eastern Areas	50.11	1,14.59
Total : <i>(c) Special Areas Programmes</i>	50.11	1,14.59
<i>(d) Irrigation and Flood Control</i>		
2701. Major and Medium Irrigation	3,97.36	2,02.20
2702. Minor Irrigation	36.04	61.12
2705. Command Area Development	1,33.83	1,15.34
2711. Flood Control and Drainage	2,98.20	2,89.52
Total : <i>(d) Irrigation and Flood Control</i>	8,65.43	6,68.18
<i>(e) Energy</i>		
2801. Power	5,52.31	21,36.80
2810. Non-Conventional Sources of Energy	41.92	36.65
Total : <i>(e) Energy</i>	5,94.23	21,73.45
<i>(f) Industry and Minerals</i>		
2851. Village and Small Industries	8,41.20	11,36.70
2852. Industries	25.51	48.04
2853. Non-ferrous Mining and Metallurgical Industries	34.54	50.91
Total : <i>(f) Industry and Minerals</i>	9,01.25	12,35.65
<i>(g) Transport</i>		
3054. Roads and Bridges	9,71.80	6,39.11
3055. Transport	8.00	10.18
Total : <i>(g) Transport</i>	9,79.80	6,49.29

**STATEMENT  
SUMMARY OF**

Receipts	Actuals	
(1)	1992-93 (2)	1993-94 (3)
	<i>(In lakhs of rupees)</i>	

PART I CONSOLIDATED  
(I) Revenue -

**(2) Capital, Public Debt, Loans etc.**

<b>E. Public Debt</b>			
6003.	Internal Debt of the State Government	2,90,18.83	94,34.01
6004.	Loans and Advances from the Central Government	58,10.45	72,58.00
	<b>Total : E. Public Debt</b>	3,48,29.28	1,66,92.01
<b>F. Loans and Advances</b>			
	Recoveries of Loans and Advances	1,62.36	1,25.72
	<b>Total : F. Loans and Advances</b>	1,62.36	1,25.72
	<b>Total : Consolidated Fund</b>	8,30,13.24	7,36,10.20

NO.1 - Contd.

Disbursements (4)	Actuals	
	1992-93 (5)	1993-94 (6)
(In lakhs of rupees)		
FUND - Concl'd.		
Concl'd.		
Expenditure Heads (Revenue Account) - Concl'd.		
<b>C. Economic Services - Concl'd.</b>		
<i>(i) Science, Technology and Environment</i>		
3425. Other Scientific Research	66.42	58.90
3435. Ecology and Environment	17.01	18.83
Total : <i>(i) Science, Technology and Environment</i>	83.43	77.73
<i>(j) General Economic Services</i>		
3451. Secretariat - Economic Services	1,87.66	2,02.41
3452. Tourism	75.05	70.23
3454. Census Surveys and Statistics	1,51.84	1,71.05
3475. Other General Economic Services	44.29	49.00
Total : <i>(j) General Economic Services</i>	4,58.84	4,92.69
Total : <b>C. Economic Services</b>	85,56.81	1,10,77.06
Total : <b>Expenditure Heads (Revenue Account)</b>	3,78,83.82	4,38,02.11
Revenue Surplus	1,01,37.78	1,29,90.36
<b>(2) Capital, Public Debt, Loans etc.</b>		
Expenditure Heads (Capital Account)		
(Figures for each Major Head are given in Statement No.2)		
	99,73.25	1,18,93.27
<b>E. Public Debt</b>		
6003. Internal Debt of the State Government	2,89,84.00	81,82.64
6004. Loans and Advances from the Central Government	65,39.65	72,77.98
Total : <b>E. Public Debt</b>	3,55,23.65	1,54,60.62
<b>F. Loans and Advances</b>		
Loans and Advances	2,23.81	2,78.96
Total : <b>F. Loans and Advances</b>	2,23.81	2,78.96
Total : <b>Consolidated Fund</b>	8,36,04.53	7,14,34.96

**STATEMENT  
SUMMARY OF**

Receipts	Actuals	
(1)	1992-93 (2)	1993-94 (3)
	<i>(In lakhs of rupees)</i>	
<b>PART III - PUBLIC</b>		
I. Small Savings, Provident Funds, etc. (B)	37,32.54	36,58.94
J. Reserve Funds (C)		
Reserve Funds not bearing Interest	1,00.00	1,16.21
K. Deposits and Advances (C)		
Deposits not bearing Interest	29,19.65	41,92.51
Advances	2,39.25	19.07
L. Suspense and Miscellaneous (C)	77,73.74	3,43,50.11
M. Remittances (C)	1,84,02.27	2,40,02.63
<b>Total : Public Account</b>	<u>3,31,67.45</u>	<u>6,63,39.47</u>
<b>Total : Receipts</b>	<u>11,61,80.69</u>	<u>13,99,49.67</u>
Opening Cash Balance :	(-)54,02.42	(-)61,80.51
<b>Grand Total :</b>	<u>11,07,78.27</u>	<u>13,37,69.16</u>

(B) A more detailed account is given in Statement No.16

(C) A more detailed account is given in Statement No.15

NO.1 - Contd.

Disbursements (1)	Actuals	
	1992-93 (2) (In lakhs of rupees)	1993-94 (3)
<b>ACCOUNT</b>		
I. Small Savings, Provident Funds, etc. (B)	15,83.68	18,30.04
J. Reserve Funds (C)		
Reserve Funds not bearing Interest	...	...
K. Deposits and Advances (C)		
Deposits bearing Interest	...	...
Deposits not bearing Interest	17,04.53	36,66.40
Advances	2,23.18	4,00.54
L. Suspense and Miscellaneous (C)	81,34.79	3,76,23.51
M. Remittances (C)	2,17,08.08	2,13,02.85
<b>Total : Public Account</b>	<b>3,33,54.25</b>	<b>6,48,23.34</b>
<b>Total : Disbursements</b>	<b>11,69,58.78</b>	<b>13,62,58.30</b>
Closing Cash Balance :	(-) 61,80.51	(-) 24,89.14
<b>Grand Total :</b>	<b>11,07,78.27</b>	<b>13,37,69.16</b>

---

(B) A more detailed account is given in Statement No.16

(C) A more detailed account is given in Statement No.15

## STATEMENT NO.1 - Contd.

## Explanatory Notes

1. The transactions on revenue account resulted in surplus of Rs.1,29.90 crores in 1993-94 as against surplus of Rs.1,01.38 crores in 1992-93. Taking into account the transactions other than on revenue account, Public Account, there was an overall surplus of Rs.36.91 crores during 1993-94 as against overall deficit of Rs.7.78 crores during 1992-93 as indicated below :-

(1)	1992-93 (2)	1993-94 (3)
	(In crores of rupees)	
Opening Cash Balance	- 54.02	- 61.80
<i>Part I - Consolidated Fund</i>		
(a) Transactions on Revenue Account		
(i) Receipts	4,80.22	5,67.92
(ii) Expenditures	3,78.84	4,38.02
(iii) Revenue surplus (+)/ deficit (-)	+ 1,01.38	+ 1,29.90
(b) Transactions other than on Revenue Account		
(i) Capital expenditure-Payments (-)	- 99.73	- 1,18.93
(ii) Public Debt (net) -Receipts (+)/ Payments (-)	- 6.94	+ 12.31
(iii) Loans and Advances by the State Government (net) - Payments (-)	- 0.62	- 1.53
<b>Total : Consolidated Fund - (net)</b>	<b>- 5.91</b>	<b>+ 21.75</b>
<i>Part III - Public Account</i>		
Small Savings, Provident Funds, Reserve Funds, Deposits and Advances and Suspense and Miscellaneous (net)-Receipts (+)/ Payments (-)	+ 31.19	- 11.84
Remittances (net)-Receipts (+)/ Payments (-)	- 33.06	+ 27.00
<b>Total : Public Account (net) -Receipts (+)/ Payments (-)</b>	<b>- 1.87</b>	<b>+ 15.16</b>
Overall deficit (-)/surplus (+)	- 7.78	+ 36.91
Closing Cash Balance	- 61.80	- 24.89



## STATEMENT NO.1 - Contd.

2.(a) Receipts from Government of India:Of the revenue receipts of Rs.5,67.92 crores in 1993-94, Rs.5,21.71 crores were received from the Government of India as follows :-

	Amount (In crores of rupees)
(i) Share of net proceeds of - Taxes on Income other than Corporation Tax	13.59
Union Excise Duties	1,47.91
(ii) Grants-in-aid from the Central Government	3,60.21
Total :	<u>5,21.71</u>

(b) Revenue raised by the Government :

The revenue raised by the State Government was Rs.46.21 crores and comprised of the following :

(In crores of rupees )

(i) Tax Revenue	18.52
(ii) Non-Tax Revenue	27.69
	<u>46.21</u>

3. Taxation changes during the year : No new tax was levied during the year.

4. Revenue receipts : There was a net increase of Rs.87.70 crores in the revenue receipts from Rs.4,80.22 crores in 1992-93 to Rs.5,67.92 crores in 1993-94. The increase occurred mainly under :-

Major head of account (1)	Increase (2) (In crores of rupees)	Main reasons (3)
0021. Taxes on Income other than Corporation Tax	3.31	Increase in share of Income Tax assigned to the State (Rs.3.31 crores).
0040. Sales Tax	2.62	More receipts under States Sales Tax Act (Rs.2.62 crores).

## STATEMENT NO.1 - Contd.

Major head of account (1)	Increase (2) (In crores of rupees)	Main reasons (3)
0049. Interest Receipts	0.84	Interest receipt from Departmental Commercial Undertakings (Rs.0.32 crore) and more realisation of interest on investment of Cash Balances (Rs.0.66 crore) which were partly off-set by less receipt of interest from Co-operative Societies (Rs.0.17 crore)
0801. Power	4.07	More receipts under the Hydel Generation Scheme (Rs.3.93 crores) and receipts in General (Rs.0.18 crore).
1601. Grants-in-aid from Central Government	75.70	Increased in Non-Plan Grants (Rs.12.31 crores), State Plan Grants (Rs.53.14 crores), Central Plan Grants (Rs.3.40 crores), Centrally Sponsored Plan Grants (Rs.6.33 crores) and Special Plan Schemes (Rs.0.53 crore).

These increases were partly off-set by decreases under :-

Major head of account (1)	Decrease (2) (In crores of rupees)	Main reasons (3)
0406. Forestry and Wild Life	0.51	Less receipt in Forestry (0.51 crore).
0059. Public Works	0.32	Less receipt in hire charges of Machinery and equipment (Rs.0.48 crore).
1475. Other General Economic Services	0.41	Less receipt in fees for stamping weights and measures (Rs.0.41 crore).

## STATEMENT NO. 1 - Contd.

5. *Expenditure on Revenue Account* : There was a net increase of Rs.59.18 crores in the expenditure on Revenue account from Rs.3,78.84 crores in 1992-93 to Rs.4,38.02 crores in 1993-94. The increase occurred mainly under :-

<i>Major head of account</i> (1)	<i>Increase</i> (2) (In crores of rupees)	<i>Main reasons</i> (3)
2015. Elections	1.18	More expenditure on preparation and printing of Electoral Rolls (Rs.1.12 crores).
2049. Interest Payments	4.33	More payment of interest on Internal Debt (Rs.3.55 crores) and Loans and Advances from Central Government (Rs.0.65 crore).
2055. Police	9.94	More expenditure on Direction and Administration (Rs.6.64 crores). Increased expenditure on Special Police (Rs.0.81 crore) and District Police (Rs.1.10 crores).
2071. Pensions and other retirement benefits	3.40	More payment of Superannuation and Retirement Allowances (Rs.2.05 crores) and Gratuities (Rs.1.02 crores).
2202. General Education	5.44	More assistance to Non Government Primary Schools (Rs.0.44 crore), increased expenditure in Government Secondary Schools (Rs.4.43 crores), Government Colleges and Institutes (Rs.0.67 crore) more assistance to Universities (Rs.0.31 crore) which were partly off-set by less expenditure on Adult Education (Rs.0.26 crore) and Language Development (Rs.0.43 crore).
2210. Medical and Public Health	2.72	More expenditure on Urban Health Service (Rs.1.37 crores), Rural Health Services (Rs.0.61 crore).
2403. Animal Husbandry	1.33	More expenditure on Direction and Administration (Rs.0.24 crore), Veterinary Services and Animal Health (Rs.0.12 crore), Poultry Development (Rs.0.41 crore), Piggery Development (Rs.0.14 crore) and Assistance to Animal Husbandry Co-operation (Rs.0.27 crore).
2406. Forestry and Wild Life	1.33	More expenditure on Direction and Administration (Rs.0.56 crore) and Social and Farm Forestry (Rs.0.69 crore)

## STATEMENT NO.1 - Concl'd.

Major head of account (1)	Increase (2) (In crores of rupees)	Main reasons (3)
2801. Power	15.85	More expenditure on purchase of Power (Rs.8.02 crores), Direction and Administration under Diesel/Gas Power Generation (Rs.5.41 crores) and less recoveries (Rs.1.62 crores).
2851 Village and Small Industries	2.96	More Expenditure on Direction and Administration (Rs.1.24 crores), Training (Rs.0.60 crore) and Sericulture Industries (Rs.0.68 crore).

These increases were partly off-set by decreases as under :

Major Head of Account	Decrease (In crores of rupees)	Main Reasons
2216. Housing	0.51	Less expenditure on Direction and Administration (Rs.0.43 crore).
2236. Nutrition	0.62	Less expenditure on Special Nutrition Programmes (Rs.0.62 crore).
2701. Major and Medium Irrigation	1.95	Less expenditure on Medium Irrigation (Rs.0.57 crore) and General (Rs.1.06 crores).
3054. Roads and Bridges	3.25	Less expenditure on General (Rs.3.24 crores).

**STATEMENT NO. 2**  
**CAPITAL OUTLAY-PROGRESSIVE CAPITAL OUTLAY TO THE END OF 1993-94**

Nature of expenditure (1)	Expenditure to the end of 1992-93 (2)	Expenditure during 1993-94 (3)	Expenditure to the end of 1993-94 (4)
(In lakhs of rupees)			
✓4059. Capital Outlay on Public Works	59,08.80	4,33.06	63,41.86
✓4070. Capital Outlay on Other Administrative Services	64.27	...	64.27
4202. Capital Outlay on Education, Sports, Art and Culture	41,67.49	1,81.07 ✓	43,48.56
4210. Capital Outlay on Medical and Public Health	15,09.06	89.93	15,98.99
4211. Capital Outlay on Family Welfare	2,54.61	15.17	2,69.78
4215. Capital Outlay on Water Supply and Sanitation	1,59,88.75	13,61.53	1,73,50.28
4216. Capital Outlay on Housing	40,24.18	2,43.38	42,67.56
4217. Capital Outlay on Urban Development	10,40.62	1,87.93	12,28.55
4220. Capital Outlay on Information and Publicity	15.78	...	15.78
4225. Capital Outlay on Welfare of Scheduled Castes, Scheduled Tribes and other Backward Classes	1,16.83	...	1,16.83
4235. Capital Outlay on Social Security and Welfare	1,30.04	8.34	1,38.38
✓4250. Capital Outlay on other Social Services	75.84	17.29 ✓	93.13
4401. Capital Outlay on Crop Husbandry	9,77.88	14.97	9,92.85
4402. Capital Outlay on Soil and Water Conservation	18,06.35	22.37	18,28.72
4403. Capital Outlay on Animal Husbandry	4,90.64	16.06	5,06.70

## STATEMENT NO. 2 - Contd.

Nature of expenditure	Expenditure to the end of 1992-93 (2)	Expenditure during 1993-94 (3)	Expenditure to the end of 1993-94 (4)
(1)	(In lakhs of rupees)		
4404. Capital Outlay on Dairy Development	98.76	...	98.76
4405. Capital Outlay on Fisheries	2,23.72	12.92	2,36.64
4406. Capital Outlay on Forestry and Wild Life	7.42	...	7.42
4408. Capital Outlay on Food Storage and Warehousing	3,18.00	16.15	3,34.15
4415. Capital Outlay on Agricultural Research and Education	4,69.58	40.13	5,09.71
4416. Investments in Agricultural Financial Institutions	95.70	1.91	97.61
4425. Capital Outlay on Co-operation	13,14.24	68.15	13,82.39
4515. Capital Outlay on other Rural Development Programmes	0.60	...	0.60
4552. Capital Outlay on North Eastern Areas	46,59.18	5,74.13	52,33.31
4701. Capital Outlay on Major and Medium Irrigation	2,15,04.84	25,74.04	2,40,78.88
4702. Capital Outlay on Minor Irrigation	16,45.54	4,23.03	20,68.57
4705. Capital Outlay on Command Area Development	13.61	...	13.61
4711. Capital Outlay on Flood Control Projects	22,96.94	3,28.30	26,25.24
4801. Capital Outlay on Power Projects	1,82,23.40	32,30.12	2,14,53.52
4851. Capital Outlay on Village and Small Industries	8,89.27	77.74	9,67.01
4852. Capital Outlay on Iron and Steel Industries	13.11	4.00	17.11

## STATEMENT NO. 2 - Concl'd.

Nature of expenditure (1)	Expenditure to the end of 1992-93 (2)	Expenditure during 1993-94 (3)	Expenditure to the end of 1993-94 (4)
	(In lakhs of rupees)		
4853. Capital Outlay on Non-Ferrous Mining and Metallurgical Industries	32.49	2.27	34.76
4854. Capital Outlay on Cement and Non-metallic Mineral Industries	26.85	3.00	29.85
4859. Capital Outlay on Telecommunication and Electronic Industries	1,35.00	24.40	1,59.40
4860. Capital Outlay on Consumer Industries	20,40.49	57.00	20,97.49
4885. Other Capital Outlay on Industries and Minerals	2,92.55	15.00	3,07.55
5054. Capital Outlay on Roads and Bridges	2,44,55.29	16,02.35	2,60,57.64
5055. Capital Outlay on Road Transport	18,43.04	2,03.45	20,46.49
5425. Capital Outlay on other Scientific and Environmental Research	33.30	5.00	38.30
5452. Capital Outlay on Tourism	2,81.26	39.08	3,20.34
Total :	<u>11,74,85.32</u>	<u>1,18,93.27</u>	<u>12,93,78.59</u>

**Explanatory Notes**

1. The Government invested Rs.4,07.74 lakhs during 1993-94 in Statutory Corporations (Rs.1,51.00 lakhs), Government Companies (Rs.1,87.69 lakhs) and Co-operative Institutions (Rs.69.05 lakhs). The details of the Government investments as at the end of March 1994 are given in Statement No.13. The investments as at the end of 1991-92, 1992-93 and 1993-94 as also Dividend/Interest received by the Government thereon during those years are given in Appendix at the last page.

**STATEMENT NO. 2 - Concl'd.**

2. The financial results of the working of the departmentally managed Commercial Undertakings as disclosed in the latest available Proforma Accounts are as follows :

(i) 4408 Capital Outlay on Food Storage and Warehousing :

The accumulated loss by the Food and Civil Supply Department on the "Scheme for purchase of food grains" to the end of March 1982, the year upto which Proforma Accounts have been received was Rs.14.95 lakhs. The accounts for the years from 1982-83 to 1992-93 were in arrears.


(ii) 4801 Capital Outlay on Power Projects :

The accumulated loss sustained by the Manipur Electric Supply Undertakings to the end of 1980-81, the year upto which Proforma Accounts have been received was Rs.27,22.48 lakhs. The accounts for the years 1981-82 to 1992-93 were in arrears.



# OVERDRAFT OF THE STATE DURING 1993-94

Balance in crores of rupees at the end of each month





**STATEMENT NO. 3**  
**DEBT POSITION**

**(i) STATEMENT OF BORROWINGS**

Nature of borrowing  (1)	Balance on 1st April 1993  (2)	Receipts during the year  (3)	Repayments during the year  (4)	Balance on 31st March 1994  (5)	Net increase+ decrease-  (6)
(In crores of rupees)					
<b>E. Public Debt</b>					
1. Internal Debt of the State Government	1,70.26	94.34	81.83	1,82.77	(+) 12.51
2. Loans and Advances from the Central Government	1,77.10	72.58	72.78	1,76.90	(-) 0.20
<b>Total : Public Debt</b>	<u>3,47.36</u>	<u>1,66.92</u>	<u>1,54.61</u>	<u>3,59.67</u>	<u>(+) 12.31</u>
<b>I. Small Savings, Provident Funds, etc.</b>					
	1,14.75	36.59	18.30	1,33.04	(+) 18.29
<b>Grand Total :</b>	<u>4,62.11</u>	<u>2,03.51</u>	<u>1,72.91</u>	<u>4,92.71</u>	<u>(+) 30.60</u>

No law has been passed by the Legislature of the State under the provisions of Article 293 of the Constitution laying down the limit within which Government may borrow on the security of the Consolidated Fund of the State.

**Explanatory Notes**

1. *Internal Debt of the State Government* - This covers mainly long term loans raised in the open market, borrowings from autonomous bodies like the Life Insurance Corporation of India, National Co-operative Development Corporation, etc., and borrowings of a purely temporary nature repayable within twelve months, such as ways and means advances from the Reserve Bank of India.

## STATEMENT NO. 3 - Contd.

**(i) Market Loans bearing interest**

During the year, a loan of Rs. 15.05 crores was raised redeemable at par in 2003 and carrying 13.5 per cent interest.

**(ii) Loans from the Life Insurance Corporation of India**

The State Government received loans of Rs.0.69 crore from the Life Insurance Corporation of India for housing schemes during the year 1993-94 and paid Rs.0.35 crore in repayment of outstanding loans. The State Government did not raised any loans from the General Insurance Corporation of India for the same purpose and paid Rs.0.09 crore in repayment of the outstanding loans.

**(iii) Loans from the National Bank for Agricultural and Rural Development**

These loans are meant for contribution to Share Capital of the Co-operative Credit Institutions.

**(iv) Loans from other Institutions**

Position of loans is given in Annexure to Statement No. 16.

**(v) Ways and Means Advances from the Reserve Bank of India**

These are borrowings of the purely temporary nature to cover the deficit in the minimum cash balance of Rs.10 lakhs required to be maintained with the Bank. In addition to the Ways and Means Advances, Overdrafts are given by the Bank if the State Government has a minus balance even after availing of the maximum advance. The State Government obtained Ways and Means Advances and Overdrafts to the extent indicated below from the Reserve Bank of India during 1993-94.

	Opening balance	Receipts	Repayments	Closing balance	Interest paid
	(1)	(2)	(3)	(4)	(5)
	(In crores of rupees)				
1) Ways and Means Advances	7.22	17.91	25.13	...	0.11
2) Shortfall and Overdrafts	3.51	48.13	51.64	...	0.16
Total :	<u>10.73</u>	<u>66.04</u>	<u>76.77</u>	<u>...</u>	<u>0.27</u>

## STATEMENT NO.3 - Contd.

2. *Loans and Advances from the Central Government* - Details of loans taken by the State from Government of India are given in Annexure to Statement No. 16.

*Arrangements for amortisation* - The Government of Manipur have not considered any arrangement necessary for amortisation of loans taken from Government of India ; their view is that in the present context when all the resources available with the State are mobilised for financing development schemes and when no real surplus is available for redemption of debt, there is no reason for disturbing the revenue accounts by including provision for non-obligatory sinking funds for repayment of loans.

3. *Small Savings, Provident Funds, etc.* - This comprises the provident fund balances of Government servants and certain other funds. The particulars are given in Statement No. 16.

## (ii) OTHER OBLIGATIONS

In addition to the above, the balances at the credit of earmarked and other funds as also certain deposits, to the extent to which they have not been invested but are merged with the general cash balance of Government, also constitute the liability of Government. The amount of such liability at the end of 1993-94 was Rs.72.92 crores as shown below; further details are given in Statement Nos. 15 and 18 :

Nature of borrowing	Balance on 1st April 1993	Receipts during the year	Repayments during the year	Balance on 31st March 1994	Net increase+ decrease-
(1)	(2)	(3)	(4)	(5)	(6)
(In crores of rupees)					
Interest bearing obligations -					
Deposits of Local Funds, etc.	2.36	...	...	2.36	...
Non-Interest bearing obligations -					
(i) Other earmarked funds, etc.	1.98	1.16	...	3.14	(+) 1.16
(ii) Deposits of Local Funds, Civil Deposits, etc.	62.15	41.93	36.66	67.42	(+) 5.27
Total :	66.49	43.09	36.66	72.92	(+) 6.43

## STATEMENT NO. 3 - Concl'd.

## (iii) SERVICE OF DEBT

*Interest on debt and other obligations* - The outstanding gross debt and other obligations and the total net amount met from revenue during 1992-93 and 1993-94 on interest charged thereon were as shown below :

(1)	1992-93 (3)	1993-94 (2)	Net increase + decrease - during the year (4)
(In crores of rupees)			
Gross debt outstanding at the end of the year	4,62.11	4,92.71	(+ 30.60
Other obligations at the end of the year	66.48	72.92	(+ 6.44
(i) <i>Interest paid by Government -</i>			
On Public Debt and Small Savings, Provident Funds, etc.	44.54	48.90	(+ 4.36
(ii) <i>Deduct -</i>			
(a) Interest received on loans and advances given by Government	0.23	0.41	(+ 0.18
(b) Interest realised on investment of cash balances	0.51	1.17	(+ 0.66
(iii) Net amount of interest charges	43.80	47.32	(+ 3.52
Percentage of gross interest [Item (i)] to total revenue receipts	9.27	8.61	
Percentage of net interest [Item (iii)] to total revenue receipts	9.12	8.33	

**STATEMENT NO. 4**  
**LOANS AND ADVANCES BY THE STATE GOVERNMENT**  
**(i) STATEMENT OF LOANS AND ADVANCES**

Category of loan and advances	Outstan- ding on 1st April 1993	Paid during the year	Repaid during the year	Outstan- ding on 31st March 1994	Net addition(+) reduction(-) during the year
(1)	(2)	(3)	(4)	(5)	(6)
	(In lakhs of rupees)				
6202. Loans for Education, Sports, Art and Culture	10.73	...	...	10.73	...
6215. Loans for Water Supply and Sanitation	3,95.56	37.13	...	4,32.69	(+) 37.13
6216. Loans for Housing	6,79.83	75.40	1.40	7,53.83	(+) 74.00
6217. Loans for Urban Development	88.69	...	...	88.69	...
6225. Loans for Welfare of Scheduled Castes/ Scheduled Tribes' and Other Backward Classes	2.40	...	...	2.40	...
6235. Loans for Social Security and Welfare	34.68	...	...	34.68	...
6401. Loans for Crop Husbandry	1,25.79	...	...	1,25.79	...
6403. Loans for Animal Husbandry	0.50	...	...	0.50	...
6405. Loans for Fisheries	5.46	...	...	5.46	...
6425. Loans for Co-operation	4,71.12	77.65	3.00	5,45.77	(+) 74.65
6515. Loans for Other Rural Development Programmes(a)	0.78	...	...	0.78	...
6851. Loans for Village and Small Industries	5,26.78	20.93	1.49	5,46.22	(+) 19.44
7610. Loans to Government Servants, etc.	7,70.05	67.85	1,19.83	7,18.07	(-) 51.98
7615. Miscellaneous Loans	8.46	...	...	8.46	...
Total :	<u>31,20.83</u>	<u>2,78.96</u>	<u>1,25.72</u>	<u>32,74.07</u>	<u>(+)1,53.24</u>

Note : (A) A more detailed account is given in Statement No. 17.

**(ii) RECOVERIES IN ARREARS**

(a) The arrears in recovery of the loans given to the Imphal Municipality, detailed accounts of which are maintained in Accounts Office were Rs.7.30 lakhs (Principal Rs.2.62 lakhs and Interest Rs.4.68 lakhs) on 31st March, 1994.

(b) The position of arrears in recovery of Loans as on 31st March, 1994 detailed accounts of which are maintained by departmental officers has not been received from departments (December, 1994).

(a) Differs Rs.0.01 lakhs due to rounding.

## STATEMENT NO. 5

**GUARANTEES GIVEN BY THE GOVERNMENT FOR REPAYMENT OF LOANS, ETC. RAISED BY THE  
STATUTORY CORPORATIONS, LOCAL BODIES AND OTHER INSTITUTIONS**

The Guarantees given by the Government are given below :-

Loans	Maximum amount Guaranteed (Principal only)	Sum Guarant- eed out- standing as on 31st March 1994	Interest
( In lakhs of rupees )			
(1)	(2)	(3)	(4)
(i) Raised by Manipur State Road Transport Corporation from Industrial Development Bank of India for purchase of 60 buses and 20 trucks	300	(a)	(a)
(ii) Raised by Manipur State Apex Long Term Co-operatives Housing Society Limited from Life Insurance Corporation of India for payment of Housing Loan to the members of the Society	75	(a)	(a)
(iii) Raised by the Manipur State Co-operative Banks Limited for financing seasonal agricultural operations and marketing of Crops as well as for refinancing of different agricultural schemes	15,50	12,34	(a)
(iv) Advanced by Indian Overseas Bank Limited to Fishery Projects under the Fish Farm Development Agency, Manipur	75	(a)	(a)
(v) Advanced by Tea Board for Tea Boards' New Tea Unit financing scheme Loans to Manipur Plantation Crops Corporation Limited for cultivation of tea	1,14	8.13	0.51
(vi) Raised by Manipur Spinning Mills Corporation Limited from Industrial Development Bank of India for procurement of Plant and Machineries	35	(a)	(a)
and from State Bank of India for purchase of raw materials	24	(a)	(a)
(vii) Raised by Manipur Industrial Development Corporation Limited for financing the Small Scale Industries Development Corporation	50	18.75	11

(a) Information from the Government awaited (December, 1994)



**STATEMENT NO. 5 - Concl'd.**

Under Section 6 of the State Financial Corporation Act 1951, the shares of a State Financial Corporation are to be guaranteed by the State Government as to repayment of Principal and payment of annual dividend. Again under Section 7 of the above Act, the bonds and debentures of a State Financial Corporation are to be guaranteed by the State Government as to the repayment of Principal and payment of Interest. Guarantees are also to be given under Section 8 of the Act *ibid* for repayment of principal and interest on fixed deposits accepted by a State Financial Corporation. In the case of Assam Financial Corporation, such guarantees under Sections 6,7 and 8 of the Act were given jointly by the Government of India on behalf of the erstwhile Union Territories of Manipur and Tripura (which developed on the successor Manipur and Tripura States on their becoming States from 21st January, 1972) and the Government of the composite State Assam. The contingent liability is to be shared in the ratio of 2:4:8 by the Government of Manipur, Tripura and Assam respectively. Information regarding Manipur's share of actual amount guaranteed under the above section on behalf of the Assam Financial Corporation and outstanding as on 31st March, 1994 has not been received from Government (December, 1994).

## STATEMENT NO. 6

## CASH BALANCES AND INVESTMENTS OF CASH BALANCES

(1)	As on 1st April 1993 (2)	As on 31st March 1994 (3)
	( In lakhs of rupees)	
(a) General Cash Balances		
1. Cash in Treasuries	8,61.60	56.57
2. Deposits with Reserve Bank	-70,42.11	- 25,45.71
Total :	<u>-61,80.51</u>	<u>- 24,89.14</u>
3. Investments held in the Cash Balance Investment Account	2,43.00	28,33.93
Total : (a)	<u>-59,37.51</u>	<u>3,44.79</u>
(b) Other Cash balances and Investments		
1. Cash with departmental Officers, viz., Public Works, Forest Departments	1,34.05	4,49.52
2. Permanent advances for contingent expenditure with departmental officers	1.59	1.71
Total : (b)	<u>1,35.64</u>	<u>4,51.23</u>
Total : (a) & (b)	<u>-58,01.87</u>	<u>7,96.02</u>

## Explanatory Notes

1. (a) The Cash Balance represents the combined balances of the Consolidated Fund and Public Account.

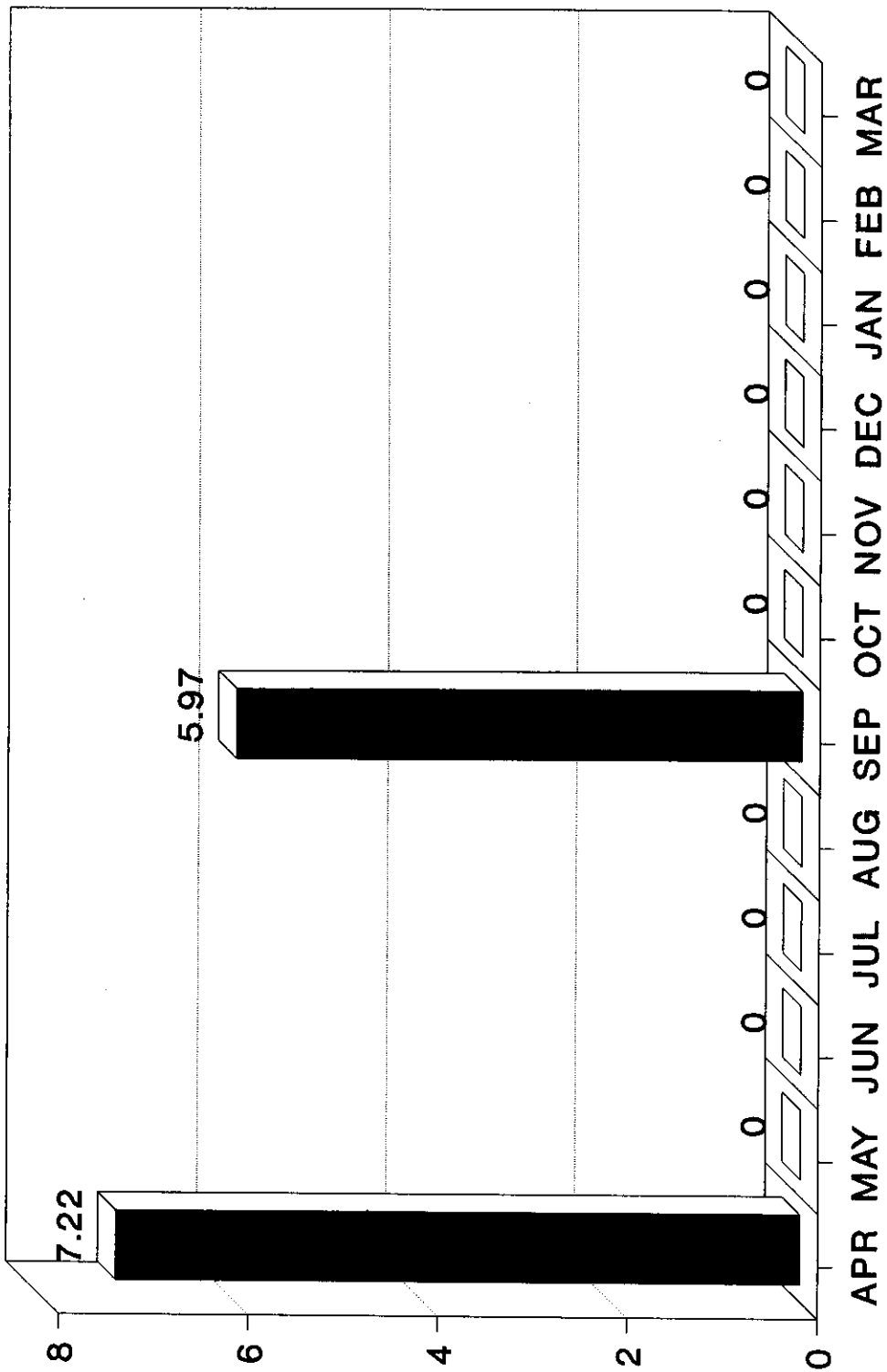
(b) The balance under "Deposits with Reserve Bank" on 31st March 1994 has been arrived at after taking into account the inter-Government monetary settlement advised to the Bank up to 25th April 1994.

2. Under an agreement with the Reserve Bank of India the Government has to maintain with the bank a minimum cash balance of Rs.10 lakhs on all working days. The bank informs the Government of its daily balance with the bank at the close of each working day. If the balance falls below this minimum, the shortfall is initially made good by selling Government of India Treasury bills held by the State Government and thereafter by taking Ways and Means Advances from the bank. The limit of ordinary Ways and Means Advances has been fixed at Rs.5.60 crores. The bank has also agreed to give Special (Secured) Ways and Means Advances upto a maximum of Rs.2 crores against the pledge of Government of India Securities. If even after the maximum advance is given there is still a shortfall in the minimum cash balance, the shortfall is left uncovered. Overdrafts are given by the bank if the State Government has a minus balance even after availing of the maximum advance.



# WAYS AND MEANS ADVANCES TAKEN DURING 1993-94

Balance in crores of Rupees at the end of each month



## STATEMENT NO. 6 - Contd.

Interest is payable on advances, shortfalls and overdrafts as follows :

Category	Period	Rate of interest
Advances	First 90 days	1 per cent below the bank rate
	Beyond 90 days upto 180 days	1 per cent above the bank rate
	Beyond 180 days	2 per cent below the bank rate
Shortfalls		1 per cent below the bank rate
Overdrafts	Upto and including the 7th day	Bank rate
	Beyond the 7th day	3 per cent above the bank rate

The bank rate of interest was 10 per cent per annum.

The extent to which Government was able to maintain the minimum balance with the bank during the year 1993-94 is given below :

(1)	Number of days on which the minimum balance was maintained without obtaining any advance	342
(2)	Number of days on which the minimum balance was maintained by taking ordinary Ways and Means Advance only	8
(3)	Number of days on which the minimum balance was maintained by taking special Ways and Means Advances only	...
(4)	Number of days on which there was shortfall from the agreed minimum balance even after availing the ordinary and special Ways and Means Advances to the full extent but no overdrafts were taken	1
(5)	Number of days on which overdrafts were taken	14
Total:		365

3. The Ordinary and Special (Secured) Ways and Means Advances taken and repaid together with interest during 1993-94 are indicated in Note 1(v) below statement No.3.

## STATEMENT NO. 6 - Concl'd.

4. The investment made during 1993-94 from out of the General Cash Balance were in Government of India Treasury Bills and Securities.

The following is an analysis of investments held in Cash Balance Investment Account :

Opening balance on 1st April 1993	Purchase during 1993-94	Sales during 1993-94	Closing balance on 31st March 1994	Interest realised during the year
---	-------------------------------	----------------------------	--	--

( In lakhs of rupees )

## Short Term Investments:

Government of  
India Treasury  
Bills

...	3,33,55.00	3,07,64.07	25,90.93	94.90
-----	------------	------------	----------	-------

## Long Term Investments:

Securities of  
the Government  
of India

2,43.00	...	...	2,43.00	21.87
---------	-----	-----	---------	-------

Total :	<u>2,43.00</u>	<u>3,33,55.00</u>	<u>3,07,64.07</u>	<u>28,33.93</u>	<u>1,16.77</u>
---------	----------------	-------------------	-------------------	-----------------	----------------

**STATEMENT NO. 7**  
**SUMMARY OF BALANCES UNDER CONSOLIDATED FUND,**  
**CONTINGENCY FUND AND PUBLIC ACCOUNT**

The following is a summary of the balances as on the 31st March 1994.

Debit balances (1) (Rs)	Sector of the General Account (2)	Name of the Account (3)	Credit balances (4) (Rs)
CONSOLIDATED FUND			
4,30,00,66,456	A to D E	Government Account Public Debt	3,59,66,95,373
32,74,07,004	F	Loans and Advances	
PUBLIC ACCOUNT			
	I	Small Savings, Provident Fund, etc.	1,33,04,41,723
	J	Reserve Funds	
		Reserve Funds not bearing interest	3,14,41,163
	K	Deposits and Advances	
		(i) Deposits bearing interest	2,35,79,948
		(ii) Deposits not bearing interest	67,40,44,838
1,73,22,583		(iii) Advances	...
94,18,97,020	L	Suspense and Miscellaneous	
31,84,24,664	M	Remittances	
(-)24,89,14,682	N	Cash Balance (closing)	
<u>5,65,62,03,045</u>		Total	<u>5,65,62,03,045</u>

## STATEMENT NO.7 - Contd.

## Explanatory Notes

The significance of the head "Government Account" is explained below :

1. Under the system of Book Keeping followed in Government Accounts, the amount booked under Revenue and Capital Heads and other transactions of Government, balances of which are not carried forward from year to year, are closed to a single head called "Government Account". The balance under this head represents the cumulative result of all such transactions so that after adding thereto the balances under Public Debt, Loans and Advances, Suspense and Miscellaneous (other than Miscellaneous Government Account) and Remittance heads, the closing balance at the end of the year may be worked out and proved. The Government Account for 1993-94 given below will show how the net amount at the end of the year has been arrived at :

Debit (1) (Rs)	Details (2)	Credit (3) (Rs)
4,40,97,75,512	A - Balance at the debit of the Government on 1st April 1993	
	B - Revenue Receipts	5,67,92,47,595
4,38,02,11,060	C - Expenditure Heads (Revenue Account)	...
1,18,93,27,479	D - Expenditure Heads (Capital Account)	...
...	E - Miscellaneous	...
...	F - Balances at the debit of the Government Account on 31st March 1994	4,30,00,66,456
<u>9,97,93,14,051</u>	Total	<u>9,97,93,14,051</u>

2. The other headings in this Summary take into account the balances under all account heads in Government book where Government has a liability to repay the money received or has a claim to recover the amount paid and also heads of accounts opened in the books for adjustment of remittance transactions. It must be understood that these balances cannot be regarded as a complete record of the financial position of the Government of Manipur, as these do not take into account all the physical assets of the State, such as lands, buildings, communications, etc., nor any accrued dues or outstanding liabilities which are not brought to account under cash basis of accounting followed by Government.



## STATEMENT NO. 7 - Concl'd.

3. A Summary of receipts, disbursements and balances under Heads of Accounts relating to Debt and Public Account is given in Statement No.15. There is no transaction relating to Contingency Fund as the Contingency Fund has not so far been set up in Manipur.

In a number of cases there are unreconciled differences in the closing balances as reported in Statement No.15 and those shown in separate registers or other records maintained in the Accounts office/Departmental offices for the purpose. Steps are being taken to settle the discrepancies as soon as possible.

The balances are communicated to the Departmental officers concerned every year for verification and acceptance thereof. In a large number of cases such acceptances have not been received.

The number of such cases, major headwise, whose balances are yet to be verified and acceptances awaited are detailed below :

Head of Account (1)	Number of acceptances awaited (2)	Year from which acceptances awaited (3)	Balances Outstan- ding against those items on 31st March 1994 (4)
( In lakhs of rupees )			
6202. Loans for Education, Art and Culture (National Loans Scholarship Scheme)	32	1969-93	10.73
6215. Loans for Water Supply and Sanitation	10	1992-94	432.69
6216. Loans for Housing	...	1992-94	753.84
6217. Loans for Urban Developments:-			
(i) Loans for Imphal Municipality	44	1969-93	27.09
(ii) Loans for District and Local Fund Committee	2	1974-93	0.10
(iii) Loans for PDA	6	1976-93	61.50
6225. Loans for welfare of Schedule Castes, Scheduled Tribes and other Backward Classes	4	1969-93	2.40
6235. Loans for Social Security and Welfare	20	1969-93	34.68
6401. Loans for Crop Husbandry	15	1969-93	125.79
6403. Loans for Animal Husbandry	1	1976-93	0.50
6405. Loans for Fisheries	...	1992-93	5.46
6425. Loans for Co-operation	...	1992-94	545.77
6515. Loans for other Rural Development Programmes	4	1969-93	0.78
6851. Loans for Village and Small Industries	...	1992-94	546.21
7610. Loans to Government Servants etc.	11,210	1969-94	718.07
7615. Miscellaneous Loans	54	1969-93	8.46



---

---

**PART - II**  
**DETAILED ACCOUNTS AND OTHER STATEMENTS**  
**A - REVENUE AND EXPENDITURE**

---

---

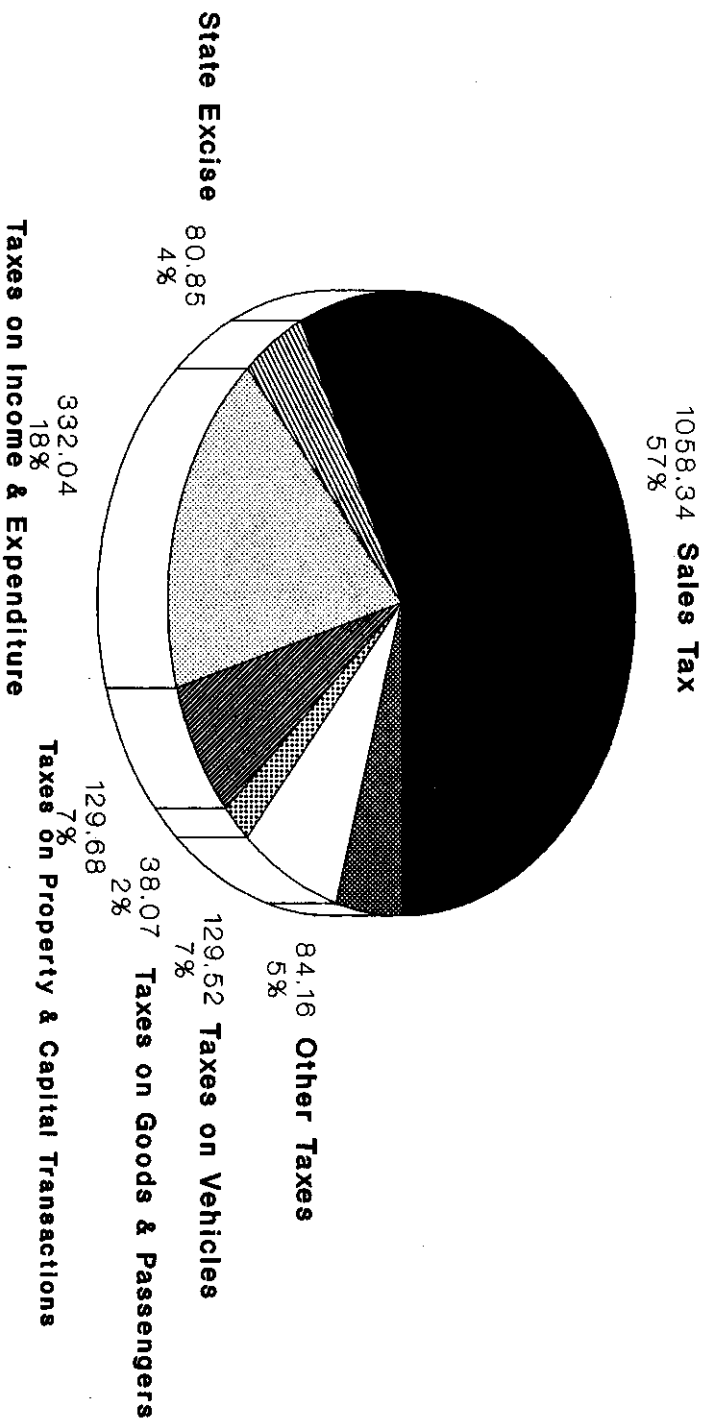
## STATEMENT

STATEMENT OF REVENUE AND EXPENDITURE  
EXPRESSED AS A PERCENTAGE

Heads - Revenue	Amount (in lakhs of rupees)	Percentage of total revenue	Percentage of total expenditure
(1)	(2)	(3)	(4)
A. Tax Revenue			
(i) Taxes on Income and Expenditure -			
Taxes on Income other than Corporation Tax	13,59.47	2.39	3.10
Other Taxes on Income and Expenditure	3,32.04	0.58	0.76
(ii) Taxes on Property and Capital Transactions -			
Land Revenue	46.08	0.08	0.10
Stamps and Registration Fees	83.60	0.15	0.19
(iii) Taxes on Commodities and Services -			
State Excise	80.85	0.14	0.18
Sales Tax	10,58.34	1.86	2.42
Taxes on Vehicles	1,29.52	0.23	0.30
Taxes on Goods and Passengers	38.07	0.07	0.09
Taxes and Duties on Electricity	0.07	0.00	0.00
Other Taxes and Duties on Commodities and Services	83.87	0.15	0.19
Customs	0.22	0.00	0.00
Total : A. Tax Revenue	<u>32,12.13</u>	<u>5.65</u>	<u>7.33</u>

**GROSS TAX REVENUE RAISED BY STATE GOVT.  
DURING 1993-94**

(Rupees in lakhs)



**Total Tax Revenue : Rs.1852.66**



No. 8

UNDER DIFFERENT HEADS OF TOTAL  
REVENUE/EXPENDITURE

Heads - Expenditure  (1)	Amount (in lakhs of rupees) (2)	Percentage of total revenue (3)	Percentage of total expenditure (4)
A. General Services			
Fiscal Services -			
(i) Collection of Taxes on Income and Expenditure			
(ii) Collection of Taxes on Property and Capital Transactions -			
Land Revenue	3,62.19	0.64	0.82
Stamps and Registration	16.36	0.03	0.04
(iii) Collection of Taxes on Commodities and Services -			
State Excise	51.45	0.09	0.12
Sales Tax	57.31	0.10	0.13
Taxes on Vehicles	77.79	0.14	0.18
Other Taxes and Duties on Commodities and Services	3.93	...	0.01
(iv) Other Fiscal Services	10.75	0.02	0.02
Total : Fiscal Services	5,79.78	1.02	1.32
Interest Payments and Servicing of Debt	48,89.73	8.61	11.16
Organs of State Administrative Services	7,29.56	1.28	1.67
Pension and Miscellaneous General Services	71,59.83	12.61	16.34
General Services	21,58.41	3.80	4.93
Total : A. General Services	1,55,17.31	27.32	35.42

## STATEMENT

Heads - Revenue (1)	Amount (in lakhs of rupees) (2)	Percentage of total revenue (3)	Percentage of total expenditure (4)
B. Non-Tax Revenue -			
(a) Fiscal Services	0.04	...	...
(b) Interest Receipts, Dividends and Profits	1,57.97	0.28	0.36
(c) Other Non-Tax Revenue			
(i) General Services	8,96.35	1.58	2.05
(ii) Social Services	1,76.09	0.31	0.40
(iii) Economic Services	15,38.54	2.71	3.51
	<hr/>	<hr/>	<hr/>
Total: B. Non-Tax Revenue	27,68.99	4.88	6.32
	<hr/>	<hr/>	<hr/>
C. Grants-in-Aid and Contributions	5,08,11.35	89.47	1,16.00
	<hr/>	<hr/>	<hr/>
<b>Grand Total :</b> <b>Revenue</b>	5,67,92.47	100.00	1,29.65
	<hr/>	<hr/>	<hr/>



## No. 8 - Concl'd.

Heads - Expenditure	Amount (in lakhs of rupees)	Percentage of total revenue	Percentage of total expenditure
(1)	(2)	(3)	(4)
<b>B. Social Services</b>			
(a) Education, Sports Art and Culture	1,13,35.97	19.96	25.88
(b) Health and Family Welfare	27,01.00	4.76	6.17
(c) Water Supply, Sanitation, Housing and Urban Development	7,56.63	1.33	1.73
(d) Information and Broadcasting	85.41	0.15	0.20
(e) Welfare of Scheduled Castes, Scheduled Tribes and other Backward Classes	10,56.10	1.86	2.41
(f) Labour and Labour Welfare	1,53.81	0.27	0.35
(g) Social Welfare and Nutrition	9,73.37	1.71	2.22
(h) Others	1,45.45	0.26	0.33
<b>Total: B. Social Services</b>	<u>1,72,07.74</u>	<u>30.30</u>	<u>39.29</u>
<b>C. Economic Services</b>			
(a) Agriculture and Allied Activities	43,45.27	7.65	9.92
(b) Rural Development	13,20.21	2.32	3.01
(c) Special Areas Programmes	1,14.59	0.20	0.26
(d) Irrigation and Flood Control	6,68.18	1.18	1.53
(e) Energy	21,73.45	3.83	4.96
(f) Industry and Minerals	12,35.65	2.17	2.82
(g) Transport	6,49.29	1.14	1.48
(h) Science, Technology and Environment	77.73	0.14	0.18
(i) General Economic Services	4,92.69	0.87	1.13
<b>Total: C. Economic Services</b>	<u>1,10,77.06</u>	<u>19.50</u>	<u>25.29</u>
<b>Grand Total :</b>			
<b>Expenditure (Revenue Account)</b>	<u>4,38,02.11</u>	<u>77.12</u>	<u>100.00</u>

## STATEMENT NO. 9

STATEMENT SHOWING THE DISTRIBUTION BETWEEN  
CHARGED AND VOTED EXPENDITURE

Particulars (1)	Actuals for 1993-94		
	Charged (2) Rs.	Voted (3) Rs.	Total (4) Rs.
Expenditure heads (Revenue Account)	50,36,27,260	3,87,65,83,800	4,38,02,11,060
Expenditure heads (Capital Account)	...	1,18,93,27,479	1,18,93,27,479
Disbursements under Public Debt and Loans and Advances*	1,54,60,62,208	2,78,95,664	1,57,39,57,872
Total :	<u>2,04,96,89,468</u>	<u>5,09,38,06,943</u>	<u>7,14,34,96,411</u>

\* The figures have been arrived as follows:-

	Charged expenditure Rs.	Voted expenditure Rs.
E. Public Debt - Internal Debt of the State Government	81,82,63,956	...
Loans and Advances from the Central Government	72,77,98,252	...
F. Loans and Advances	...	2,78,95,664
Total :	<u>1,54,60,62,208</u>	<u>2,78,95,664</u>

## STATEMENT NO.10

## DETAILED ACCOUNT OF REVENUE BY MINOR HEADS

Heads	Actuals for 1993-94 Rs.
<b>Receipt Heads (Revenue Account)</b>	
<b>A. Tax Revenue</b>	
<b>(a) Taxes on Income and Expenditure</b>	
<b>0021. Taxes on Income Other than Corporation Tax</b>	
901. Share of net proceeds assigned to States	13,59,47,238
Total: 0021	<u>13,59,47,238</u>
<b>0028. Other Taxes on Income and Expenditure</b>	
107. Taxes on Professions, Trades, Callings and Employment	3,32,04,364
Total:0028	<u>3,32,04,364</u>
<b>Total : (a) Taxes on Income and Expenditure</b>	<u>16,91,51,602</u>
<b>(b) Taxes on Property and Capital Transactions</b>	
<b>0029. Land Revenue</b>	
101. Land Revenue/Tax	44,02,765
106. Receipts on account of Survey and Settlement Operations	37,251
800. Other receipts	1,67,696
Total : 0029	<u>46,07,712</u>
<b>0030. Stamps and Registration Fees</b>	
<b>01. Stamps - Judicial</b>	
102. Sale of stamps	13,85,302
800. Other receipts	58,671
Total : 01	<u>14,43,973</u>
<b>02. Stamps - Non-Judicial</b>	
102. Sale of Stamps	66,80,542
800. Other receipts	29,226
Total : 02	<u>67,09,768</u>

## STATEMENT NO. 10 - Contd.

Heads	Actuals for 1993-94 Rs.
<b>Receipt Heads (Revenue Account) - Contd.</b>	
<b>A. Tax Revenue - Contd.</b>	
<b>(b) Taxes on Property and Capital Transactions - Concl'd.</b>	
<b>0030. Stamps and Registration Fees - Concl'd.</b>	
03. Registration Fees	
104. Fees for registering documents	1,79,574
800. Other receipts	27,122
	<hr/>
Total:03	2,06,696
	<hr/>
Total:0030	83,60,437
	<hr/>
Total : (b) Taxes on Property and Capital Transactions	1,29,68,149
	<hr/>
<b>(c) Taxes on Commodities and Services</b>	
<b>0037. Customes</b>	
101. Import	22,074
	<hr/>
Total : 0037	22,074
	<hr/>
<b>0039. State Excise</b>	
105. Foreign Liquors and spirits	8,86,654
150. Fines and confiscations	70,73,506
800. Other receipts	1,24,784
	<hr/>
Total : 0039	80,84,944
	<hr/>
<b>0040. Sales Tax</b>	
102. Receipts under State Sales Tax Act	10,58,34,046
	<hr/>
Total : 0040	10,58,34,046
	<hr/>
<b>0041. Taxes on Vehicles</b>	
101. Receipts under the Indian Motor Vehicles Act	6,28,528
102. Receipts under the State Motor Vehicles Taxation Acts	1,21,08,530
800. Other receipts	2,15,376
	<hr/>
Total : 0041	1,29,52,434
	<hr/>
<b>0042. Taxes on Goods and Passengers</b>	
101. Tax Collections	37,88,132
800. Other receipts	18,426
	<hr/>
Total : 0042	38,06,558
	<hr/>

STATEMENT NO. 10 - *Contd.*

Heads	Actuals for 1993-94 Rs.
<b>Receipt Heads (Revenue Account) - <i>Contd.</i></b>	
<b>A. Tax Revenue - <i>Concl'd.</i></b>	
<i>(c) Taxes on Commodities and Services - <i>Concl'd.</i></i>	
<b>0043. Taxes and Duties on Electricity</b>	
102. Fees under the Indian Electricity Rules	6,208
103. Fees for the electrical inspection of cinemas	982
Total : 0043	<u>7,190</u>
<b>0045. Other Taxes and Duties on Commodities and Services</b>	
101. Entertainment Tax	81,87,968
800. Other receipts	1,98,524
Total : 0045	<u>83,86,492</u>
Total : <i>(c) Taxes on Commodities and Services</i>	<u>13,90,93,738</u>
Total : <b>A. Tax Revenue</b>	<u>32,12,13,489</u>
<b>B. Non-Tax Revenue</b>	
<i>(a) Fiscal Services</i>	
<b>0047. Other Fiscal Services</b>	
800. Other receipts	3,634
Total : 0047	<u>3,634</u>
Total : <i>(a) Fiscal Services</i>	<u>3,634</u>
<i>(b) Interest Receipts, Dividends and Profits</i>	
<b>0049. Interest Receipts</b>	
04. Interest Receipts of State/Union Territory Governments	
103. Interest from Departmental Commercial Undertakings	31,68,216
110. Interest realised on investment of Cash balances	1,16,77,257
195. Interest from Co-operative Societies	4,10,111
800. Other receipts	5,40,937
Total : 04	<u>1,57,96,521</u>
Total : 0049	<u>1,57,96,521</u>

## STATEMENT NO. 10 - Contd.

Heads	Actuals for 1993-94 Rs.
<b>Receipt Heads (Revenue Account) - Contd.</b>	
<b>B. Non-Tax Revenue - Contd.</b>	
<i>(b) Interest Receipts, Dividends and Profits - Concl'd.</i>	
0050. Dividends and Profits	
200. Dividends from other investments	300
Total : 0050	300
Total : (b) <i>Interest Receipts, Dividends and Profits</i>	1,57,96,821
 <i>(c) Other Non-Tax Revenue</i>	
<i>(i) General Services</i>	
0051. State Public Service Commission	
105. State PSC Examination Fees	6,365
Total : 0051	6,365
0055. Police	
102. Police supplied to other parties	4,36,082
800. Other receipts	32,80,539
Total : 0055	37,16,621
0056. Jails	
102. Sale of Jail Manufactures	5,000
800. Other receipts	24,622
Total : 0056	29,622
0058. Stationery and Printing	
102. Sale of Gazettes	45,027
200. Other Press Receipts	5,53,161
800. Other receipts	1,208
Total : 0058	5,99,396
0059. Public Works	
01. Office Buildings	
011. Rents	39,785
102. Hire charges of Machinery and Equipment	53,15,811
103. Recovery of percentage charges	43,30,855
800. Other receipts	45,67,999
Total : 01	1,42,54,450
Total : 0059	1,42,54,450

## STATEMENT NO. 10 - Contd.

Heads	Actuals for 1993-94 Rs.
<b>Receipt Heads (Revenue Account) - Contd.</b>	
<b>B. Non-Tax Revenue - Contd.</b>	
<i>(c) Other Non-Tax Revenue - Contd.</i>	
<i>(i) General Services - Contd.</i>	
<b>0070. Other Administrative Services</b>	
01. Administration of Justice	
102. Fines and Forfeitures	5,11,821
800. Other receipts	12,201
Total : 01	<u>5,24,022</u>
02. Elections	
101. Sale proceeds of election forms and documents	3,125
800. Other receipts	43,57,050
Total : 02	<u>43,60,175</u>
60. Other Services	
107. Passport and visa fees	200
115. Receipts from Guest Houses, Government Hostels, etc.	5,40,454
800. Other receipts	6,17,189
Total : 60	<u>11,57,843</u>
Total : 0070	<u>60,42,040</u>
<b>0071. Contributions and Recoveries towards Pension and Other Retirement Benefits</b>	
01. Civil	
101. Subscriptions and Contributions	6,66,799
Total : 0071	<u>6,66,799</u>

## STATEMENT NO. 10 - Contd.

Heads	Actuals for 1993-94 Rs.
<b>Receipt Heads (Revenue Account) - Contd.</b>	
<b>B. Non-Tax Revenue - Contd.</b>	
<i>(c) Other Non-Tax Revenue - Contd.</i>	
<i>(i) General Services - Concl'd.</i>	
<b>0075. Miscellaneous General Services</b>	
103. State Lotteries	6,43,18,575
800. Other receipts	1,167
Total : 0075	<u>6,43,19,742</u>
Total : (i) General Services	<u>8,96,35,035</u>
<i>(ii) Social Services</i>	
<b>0202. Education, Sports, Art and Culture</b>	
01. General Education	
101. Elementary Education	54,42,487
Total : 01	<u>54,42,487</u>
Total : 0202	<u>54,42,487</u>
<b>0210. Medical and Public Health</b>	
01. Urban Health Services	
020. Receipts from Patients for hospital and dispensary services	4,06,000
104. Medical Stores Depots	11,690
800. Other receipts	40,000
Total : 01	<u>4,57,690</u>
03. Medical Education, Training and Research	
105. Allopathy	2,50,000
Total : 03	<u>2,50,000</u>
04. Public Health	
104. Fees and Fines etc.	3,59,000
800. Other receipts	14,000
Total: 04	<u>3,73,000</u>



STATEMENT NO. 10 - *Contd.*

Heads	Actuals for 1993-94 Rs.
<b>Receipt Heads (Revenue Account) - <i>Contd.</i></b>	
<b>B. Non-Tax Revenue - <i>Contd.</i></b>	
(c) <b>Other Non-Tax Revenue - <i>Contd.</i></b>	
(ii) <b>Social Services - <i>Contd.</i></b>	
<b>0210. Medical and Public Health - <i>Concl'd.</i></b>	
80. General	
800. Other receipts	7,42,602
Total : 80	7,42,602
Total : 0210	18,23,292
 <b>0215. Water Supply and Sanitation</b>	
01. <i>Water Supply</i>	
101. Services and Service Fees	2,22,354
102. Receipts from Rural Water Supply Schemes	2,57,840
103. Receipts from Urban Water Supply Schemes	23,55,191
104. Fees, Fines etc.	17,24,867
800. Other receipts	3,97,303
Total : 01	49,57,555
02. <i>Sewerage and Sanitation</i>	
104. Fees, Fines etc.	34,098
800. Other receipts	8,81,375
Total : 02	9,15,473
Total : 0215	58,73,028
 <b>0216. Housing</b>	
01. <i>Government Residential Buildings</i>	
106. General Pool accommodation	9,51,527

## STATEMENT NO. 10 - Contd.

Heads	Actuals for 1993-94 Rs.
<b>Receipt Heads (Revenue Account) - Contd.</b>	
<b>B. Non-Tax Revenue - Contd.</b>	
<b>(c) Other Non-Tax Revenue - Contd.</b>	
<b>(ii) Social Services - Concl'd.</b>	
<b>0216. Housing - Concl'd.</b>	
80. General	
800. Other receipts	6,46,889
Total : 01	<u>15,98,416</u>
80. General	
800. Other receipts	6,344
Total : 80	<u>6,344</u>
Total : 0216	<u>16,04,760</u>
<b>0217. Urban Development</b>	
60. Other Urban Development Schemes	
800. Other receipts	22,69,000
03. Integrated Development of Small Medium Towns	
800. Other receipts	2,12,539
Total : 0217	<u>24,81,539</u>
<b>0220. Information and Publicity</b>	
60. Others	
800. Other receipts	2,55,791
Total : 0220	<u>2,55,791</u>
<b>0230. Labour and Employment</b>	
101. Receipts under Labour laws	88,750
Total : 0230	<u>88,750</u>
<b>0235. Social Security and Welfare</b>	
60. Other Social Security and Welfare Programmes	
800. Other receipts	39,814
Total : 0235	<u>39,814</u>
Total : (ii) Social Services	<u>1,76,09,461</u>

## STATEMENT NO. 10 - Contd.

Heads	Actuals for 1993-94 Rs.
<b>Receipt Heads (Revenue Account) - Contd.</b>	
<b>B. Non-Tax Revenue - Contd.</b>	
<b>(c) Other Non-Tax Revenue - Contd.</b>	
<b>(iii) Economic Services</b>	
<b>0401. Crop Husbandry</b>	
103. Seeds	2,04,133
104. Receipts from Agricultural Farms	11,050
107. Receipts from Plant Protection Services	19,118
119. Receipts from Horticulture and Vegetable crops	4,35,173
120. Sale, hire and services of agricultural implements and machinery including tractors	875
800. Other receipts	12,84,371
Total : 0401	<u>19,54,720</u>
<b>0403. Animal Husbandry</b>	
800. Other receipts	21,97,189
Total : 0403	<u>21,97,189</u>
<b>0404. Dairy Development</b>	
102. Receipts from Dairy Development Projects	13,04,540
Total : 0404	<u>13,04,540</u>
<b>0405. Fisheries</b>	
102. Licence Fees, Fines etc.	93,755
103. Sale of fish, fish seeds etc.	62,875
501. Service and Service Fees	15,130
800. Other receipts	3,20,008
Total : 0405	<u>4,91,768</u>
<b>0406. Forestry and Wild Life</b>	
01. Forestry	
800. Other receipts	2,88,71,504
Total : 0406	<u>2,88,71,504</u>

STATEMENT NO. 10 - *Contd.*

Heads	Actuals for 1993-94 Rs.
<b>Receipt Heads (Revenue Account) - <i>Contd.</i></b>	
<b>B. Non-Tax Revenue - <i>Contd.</i></b>	
<b>(c) Other Non-Tax Revenue - <i>Contd.</i></b>	
<b>(iii) Economic Services - <i>Contd.</i></b>	
<b>0407. Plantations</b>	
03. Rubber	
800. Other receipts	11,26,000
Total : 0407	11,26,000
<b>0408. Food Storage and Warehousing</b>	
101. Food	7,50,000
102. Food Storage and Warehousing	4,60,000
800. Other receipts	300
Total : 0408	12,10,300
<b>0425. Corporation</b>	
101. Audit Fee	4,97,954
Total : 0425	4,97,954
<b>0435. Other Agricultural Programmes</b>	
103. Receipts from Agricultural Research	18,983
501. Other Services and Service Fees	12,076
800. Other receipts	69,262
Total : 0435	1,00,321
<b>0515. Other Rural Development Programmes</b>	
101. Receipt under Panchayati Raj Act.	2,320
102. Receipt from Community Development Project	8,520
800. Other receipts	1,54,841
Total : 0515	1,65,681
<b>0701. Major and Medium Irrigation</b>	
80. General	
800. Other receipts	45,59,222
Total : 0701	45,59,222

## STATEMENT NO. 10 - Contd.

Heads	Actuals for 1993-94 Rs.
<b>Receipt Heads (Revenue Account) - Contd.</b>	
<b>B. Non-Tax Revenue - Contd.</b>	
<i>(c) Other Non-Tax Revenue - Contd.</i>	
<i>(iii) Economic Services - Contd.</i>	
0702. Minor Irrigation	
03. Command Area Development	
800. Other receipts	41,101
04. Flood Control	
800. Other receipts	71,724
80. General	
800. Other receipts	1,15,469
Total : 0702	2,28,294
<b>0801. Power</b>	
01. Hydel Generation	
800. Other receipts	8,95,99,660
Total : 0801	8,95,99,660
<b>0802. Petroleum</b>	
800. Other receipts	7,155
Total : 0802	7,155
<b>0810. Non Conventional Sources of Energy</b>	
800. Other receipts	31,860
Total : 0810	31,860
<b>0851. Village and Small Industries</b>	
101. Industrial Estates	60,05,477
800. Other receipts	1,00,000
Total : 0851	61,05,477
<b>0852. Industries</b>	
08. Consumer Industries	
201. Sugar	64,800
Total : 0852	64,800
<b>0853. Non-Ferrous Mining and Metallurgical Industries</b>	
800. Other receipts	1,27,500
Total : 0853	1,27,500

## STATEMENT NO. 10 - Contd.

Heads	Actuals for 1993-94 Rs.
<b>Receipt Heads (Revenue Account) - Contd.</b>	
<b>B. Non-Tax Revenue - Concl'd.</b>	
<i>(c) Other Non-Tax Revenue - Concl'd.</i>	
<i>(iii) Economic Services - Concl'd.</i>	
<b>0875. Other Industries</b>	
02. Other Industries	1,23,89,192
800. Other receipts	
Total : 0875	<u>1,23,89,192</u>
<b>1054. Roads and Bridges</b>	
800. Other receipts	10,43,971
Total : 1054	<u>10,43,971</u>
<b>1425. Other Scientific Research</b>	
800. Other receipts	11,700
Total : 1425	<u>11,700</u>
<b>1452. Tourism</b>	
103. Receipt from Tourist Transport	1,28,142
105. Rent and Catering Receipts	13,58,517
800. Other receipts	81,342
Total : 1452	<u>15,68,001</u>
<b>1475. Other General Economic Services</b>	
106. Fees for stamping weights and measures	1,59,974
800. Other receipts	37,334
Total : 1475	<u>1,97,308</u>
Total : (iii) Economic Services	<u>15,38,54,117</u>
Total : (c) Other Non-Tax Revenue	<u>26,10,98,613</u>
Total : B. Non-Tax Revenue	<u>27,68,99,068</u>
<b>C. Grants-In-Aid And Contributions</b>	
<b>1601. Grants-in-aid from Central Government</b>	
01. Non-Plan Grants	
102. Grants in lieu of Tax on Railway Passenger Fares	2,00,000
104. Grants under the Provisio to Art. 275(1) of the Constitution	73,32,00,000
106. Grants from Central Road Fund	10,00,000
109. Grants toward contribution to Calamity Relief Fund	75,00,000
800. Other Grants	94,93,000

## STATEMENT NO. 10 - Contd.

Heads	Actuals for 1993-94 Rs.
<b>Receipt Heads (Revenue Account) - Contd.</b>	
<b>C. Grants-In-Aid And Contributions - Contd.</b>	
<b>1601. Grants-in-aid from Central Government - Contd.</b>	
01. Non-Plan Grants -Concl'd.	
Police -	
104. Special Police	11,31,00,000
115. Modernisation of Police Force	17,31,500
Art & Culture -	
102. Promotion of Art & Culture	35,82,000
Crop Husbandry -	
800. Other Grants	48,58,000
Integrated Rural Development Programmes -	
003. Training (TRYSEM)	3,42,500
Non-conventional source of Energy -	
101. Choolah	2,88,000
Village and Small Industries	
103. Handloom Industries	15,84,676
General (Tourism) -	
800. Other Grants	20,26,550
Total : 01	
<u>87,89,56,226</u>	
02. Grants for State/Union Territory	
Plan Schemes	
101. Block Grants	2,28,63,81,900
104. Grants under Provisio to	
Art.275(1) of the Constitution	53,25,000
Welfare of Scheduled Tribes -	
794. Special Central Assistance for	
Tribal Sub-Plan	4,17,12,000
Total : 02	
<u>2,33,34,18,900</u>	
03. Grants for Central Plan Schemes	
Elementary Education -	
105. Non-Formal Education	9,70,000
107. Teachers Training	1,27,64,000
Secondary Education -	
800. Other Grants	9,70,000
Sports and Youth Services -	
102. Youth Welfare Programme for Students	6,11,125
103. Youth Welfare Programme for Non-Students	2,25,000
Art & Culture -	
102. Promotion of Art & Culture	20,84,000
Language Development -	
102. Promotion of Modern Indian Language	
and Literature	79,22,000
103. Sanskrit Education	65,400
Public Health -	
101. Prevention & Control of Diseases	4,30,604
Welfare of Scheduled Caste -	
793. Special Central Assistance for	
Scheduled Caste Component Plan	5,56,000

**STATEMENT NO. 10 - Contd.**  
**Heads**

**Actuals for**  
**1993-94**  
**Rs.**

**Receipt Heads (Revenue Account) - Contd.**

**C. Grants-In-Aid And Contributions - Contd.**

**1601. Grants-in-aid from Central Government - Contd.**

*03. Grants for Central Plan Schemes - Concl'd.*

Crop Husbandry -	
111. Agricultural Economics and Statistics	7,24,000
113. Agricultural Engineering	3,00,000
119. Horticulture and Vegetable Crops	14,91,000
Soil and Water Conservation -	
102 Soil Conservation	1,62,500
Social Welfare -	
102. Child Welfare	86,000
Animal Husbandry -	
105. Piggery Development	14,00,000
Dairy Development -	
102. Dairy Development Project	25,00,000
Waste Land Development -	
101. National Waste Land Development Programme	1,18,66,000
Spices -	
800. Other Grants	12,81,000
Environmental Forestry & Wild Life -	
800. Other Grants	15,15,000
Land Reforms -	
103. Maintenance of Land Records	45,17,500
Other Rural Development Programmes -	
003. Training (TRYSEM)	12,33,500
Village & Small Industries -	
102. Small Scale Industries	1,65,000
103. Handloom Industries	1,13,74,000
Surveys and Statistics -	
112. Economic Advice and Statistics	4,30,000
Integrated Rural Energy Planning Programme -	
101. Development of Design and Approach for Area bound Block level IRE Projects	10,08,313
Forestry -	
800. Other Grants	10,00,000
	<hr/>
Total:03	6,76,52,542
	<hr/>

*04. Grants for Centrally Sponsored Plan Schemes*

800. Other Grants	25,72,250
Elementary Education -	
105. Non Formal Education	73,82,000
800. Other Grants	24,76,000
Secondary Education -	
052. Equipment	8,00,000
Adult Education -	
103. Rural Functional Literacy Programmes	10,52,000
200. Other Adult Education Programmes	38,71,900



## STATEMENT NO. 10 - Contd.

Heads	Actuals for 1993-94 Rs.
<b>Receipt Heads (Revenue Account) - Contd.</b>	
<b>C. Grants-In-Aid And Contributions - Contd.</b>	
<b>1601. Grants-in-aid from Central Government - Contd.</b>	
04. Grants for Centrally Sponsored Plan Schemes - Contd.	
Language Development -	
102. Promotion of Modern Indian Language and Literature	18,33,248
Sports and Youth Services -	
800. Other Grants	15,000
Public Health -	
101. Prevention and Control of Diseases	99,04,017
Family Welfare -	
001. Direction and Administration	84,50,000
003. Training	27,78,000
004. Research and Evaluation	7,000
101. Rural Family Welfare Services	1,80,68,000
102. Urban Family Welfare Services	39,40,000
103. Maternity and Child Health	88,55,000
104. Transport	4,25,000
105. Compensation	5,83,000
106. Mass Education	13,50,000
108. Selected Area Programmes	1,50,000
200. Other Services and Supplies	23,57,000
800. Other grants	1,80,68,000
Sewerage and Sanitation Services -	
105. Sanitation Services	3,73,500
Water Supply -	
102. Rural Water Supply Programmes	3,22,00,780
Welfare of Scheduled Castes -	
277. Education	5,08,050
800. Other Grants	40,60,000
Welfare of Scheduled Tribes -	
277. Education	13,97,000
800. Other Grants	10,00,000
Crop Husbandry -	
102. Food Grain Crops	10,000
105. Manures and Fertilisers	2,25,000
112. Development of Pulses	4,61,000
114. Development of Oil Seeds	29,02,600
119. Horticulture and Vegetable Crops	70,000
800. Other Grants	8,59,000
Animal Husbandry -	
101. Veterinary Services and Animal Health	12,40,000
102. Cattle and Buffalo Development	10,50,000
106. Other Livestock Development	4,70,000
107. Fodder & Feed Development	2,00,000

## STATEMENT NO. 10 - Contd.

Heads	Actuals for 1993-94 Rs.
<b>Receipt Heads (Revenue Account) - Contd.</b>	
<b>C. Grants-In-Aid And Contributions - Contd.</b>	
<b>1601. Grants-in-aid from Central Government - Concl'd.</b>	
04. Grants for Centrally Sponsored Plan Schemes - Concl'd.	
Social Welfare -	
102. Child Welfare	4,03,82,000
Co-operation	
108. Assistant to other Co-operatives	1,30,000
Forestry -	
102. Social and Farm Forestry	1,85,75,000
Bio Energy -	
101. National Programme for Biogas Development	1,82,155
Village and Small Industries -	
103. Handloom Industries	64,96,700
National Programme -	
701. Jawahar Rojgar Yojana	4,41,52,000
Civil Supplies -	
800. Other Grants	21,00,000
Other Urban Development Schemes -	
800. Other Grants	5,00,000
General (Welfare of SC,ST and OBC) -	
800. Other Grants	18,87,000
Other General Economic Services -	
109. Nehru Rozgar Yojana	43,70,000
Total : 04	26,07,39,200
05. Grants for Special Plan Schemes	
101. Schemes of North Eastern Council	6,12,89,463
Total: 05	6,12,89,463
Total : 1601	3,60,20,56,331
<b>1603. States' Share of Union Excise Duties</b>	
101. States' Share of Basic Union Excise Duties	1,43,03,59,230
103. Additional Excise Duties in lieu of Sales Tax	4,87,19,477
Total : 1603	1,47,90,78,707

STATEMENT NO. 10 - *Concl'd.*

Heads	Actuals for 1993-94 Rs.
Receipt Heads (Revenue Account) - <i>Concl'd.</i>	
C. Grants-In-Aid And Contributions - <i>Concl'd.</i>	
TOTAL : C. GRANTS-IN-AID AND CONTRIBUTIONS	5,08,11,35,038
TOTAL : RECEIPT HEADS (REVENUE ACCOUNT)	<u>5,67,92,47,595</u>

## STATEMENT

## DETAILED ACCOUNT OF EXPENDITURE

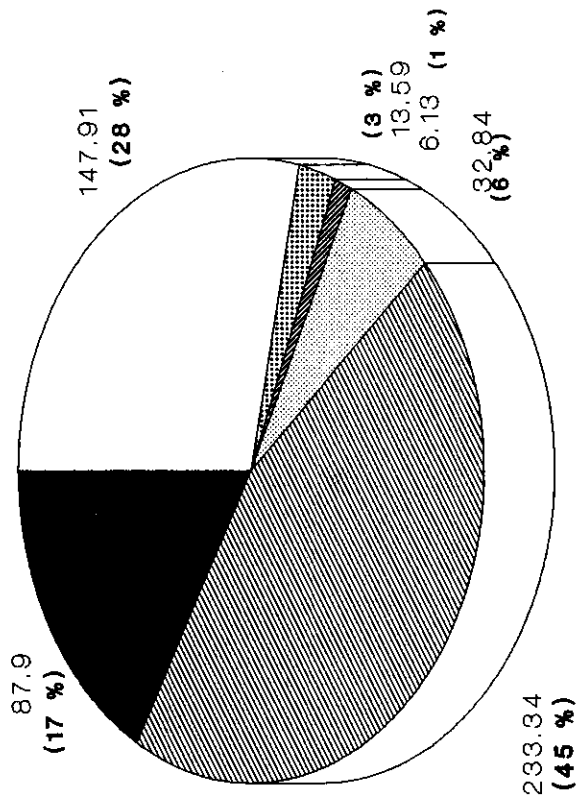
(Figures in italics represent

<i>Heads</i>	<i>Actuals</i>
	<u>Non-Plan</u>
(1)	(2)
	Rs.
<b>EXPENDITURE HEADS</b>	
(REVENUE ACCOUNT)	
<b>A. GENERAL SERVICES</b>	
<b>(a) Organs of State</b>	
2011. <b>Parliament/State/Union Territory Legislatures</b>	
02. <i>State/Union Territory Legislatures</i>	
101. Legislative Assembly	4,72,798
103. Legislative Secretariat	60,14,990
104. Legislator's Hostel	1,55,65,197
800. Other expenditure	6,37,552
	<u>39,054</u>
	4,72,798
Total : 2011	<u>2,22,56,793</u>
2012. <b>President, Vice President/ Governor, Administrator of Union Territories</b>	
03. <i>Governor/Administrator of Union Territories -</i>	
090. Secretariat	30,60,541
101. Emoluments and allowances of the Governor/Administrator of Union Territories	48,068
102. Discretionary Grants	89,250
103. Household Establishment	13,22,624
105. Medical Facilities	17,552
106. Entertainment Expenses	57,079
107. Expenditure from Contract Allowance	1,91,986
108. Tour expenses	6,78,910
800. Other expenditure	2,38,476
	<u>57,04,486</u>
Total : 2012	<u>57,04,486</u>



# ASSISTANCE FROM GOVT. OF INDIA 1993-94

(Rupees in Crores)



- Grants for Non Plan Schemes
- Grants for State Plan Schemes
- Grants for Central and Centrally Sponsored Plan Schemes
- Grants for Special Plan Schemes
- Taxes on Income other than Corporation Tax
- Union Excise Duties

NO. 11

BY MINOR HEADS

charged expenditure)

for 1993-94

Plan	Centrally Spon- sored Plan Schemes (including NEC, Central Plan and Sub-Plan Schemes)	Total
(3)	(4)	(5)
Rs.	Rs.	Rs.
...	...	64,87,788
...	...	1,55,65,197
...	...	6,37,552
...	...	39,054
<hr/>	<hr/>	<hr/>
...	...	2,27,29,591
<hr/>	<hr/>	<hr/>
...	...	30,60,541
...	...	48,068
...	...	89,250
...	...	13,22,624
...	...	17,552
...	...	57,079
...	...	1,91,986
...	...	6,78,910
...	...	2,38,476
<hr/>	<hr/>	<hr/>
...	...	57,04,486
<hr/>	<hr/>	<hr/>

## STATEMENT

## DETAILED ACCOUNT OF EXPENDITURE

(Figures in italics represent

Heads

Actuals

Non-Plan

(1)

(2)

Rs.

<b>A. GENERAL SERVICES - Contd.</b>	
<b>(a) Organs of State - Concl'd.</b>	
<b>2013. Council of Ministers</b>	
101. Salary of Ministers and Deputy Ministers	13,32,000
104. Entertainment and Hospitality Expenses	10,375
105. Discretionary grants by Ministers	10,89,000
108. Tour expenses	7,60,000
800. Other expenditure	50,00,000
Total : 2013	81,91,375
<b>2014. Administration of Justice</b>	
102. High Courts	33,00,000
103. Special Courts	10,28,957
105. Civil and Session Courts	92,76,979
114. Legal Advisers and Counsels	39,05,488
Total : 2014	33,00,000
	1,42,11,424
<b>2015. Elections</b>	
102. Electoral Officers	57,77,682
103. Preparation and Printing of Electoral rolls	1,25,19,701
106. Charges for conduct of elections to State/Union Territory Legislature	5,21,855
Total : 2015	1,88,19,238
<b>Total (a) Organs of State</b>	94,77,284
	6,34,78,830



NO. 11

BY MINOR HEADS - Contd.

charged expenditure)

for 1993-94

Plan	Centrally Spon- sored Plan Schemes (including NEC, Central Plan and Sub-Plan Schemes)	Total
(3)	(4)	(5)
Rs.	Rs.	Rs.
...	...	13,32,000
...	...	10,375
...	...	10,89,000
...	...	7,60,000
...	...	50,00,000
...	...	81,91,375
...	...	33,00,000
...	...	10,28,957
...	...	92,76,979
...	...	39,05,488
...	...	1,75,11,424
...	...	57,77,682
...	...	1,25,19,701
...	...	5,21,855
...	...	1,88,19,238
...	...	7,29,56,114

## STATEMENT

## DETAILED ACCOUNT OF EXPENDITURE

(Figures in italics represent

*Heads**Actuals*Non-Plan

(1)

(2)

Rs.

**A. GENERAL SERVICES - Contd.****(b) Fiscal Services****(ii) Collection of Taxes on Property and Capital Transactions****2029. Land Revenue**

001. Direction and Administration	87,42,294
101. Collection Charges	1,05,74,931
102. Survey and Settlement Operations	53,60,658
103. Land Records	62,10,977
104. Management of Government Estates	...

Total : 2029	<u>3,08,88,860</u>
--------------	--------------------

**2030. Stamps and Registration***02. Stamps - Non-Judicial*

101. Cost of Stamps	1,56,931
---------------------	----------

Total : 02	<u>1,56,931</u>
------------	-----------------

*03. Registration*

001. Direction and Administration	14,78,954
-----------------------------------	-----------

Total : 03	<u>14,78,954</u>
------------	------------------

Total : 2030	<u>16,35,885</u>
--------------	------------------

Total : (ii) Collection of Taxes on Property and Capital Transactions	<u>3,25,24,745</u>
---	--------------------

**(iii) Collection of Taxes on Commodities and Services****2039. State Excise**

001. Direction and Administration	51,45,177
-----------------------------------	-----------

Total : 2039	<u>51,45,177</u>
--------------	------------------

## NO. 11

## BY MINOR HEADS - Contd.

charged expenditure)

for 1993-94

Plan	Centrally Spon- sored Plan Schemes (including NEC, Central Plan and Sub-Plan Schemes)	Total
(3)	(4)	(5)
Rs.	Rs.	Rs.
...	...	87,42,294
...	...	1,05,74,931
30,24,738	20,25,705	1,04,11,101
...	...	62,10,977
...	2,79,420	2,79,420
<u>30,24,738</u>	<u>23,05,125</u>	<u>3,62,18,723</u>
...	...	1,56,931
<u>...</u>	<u>...</u>	<u>1,56,931</u>
...	...	14,78,954
<u>...</u>	<u>...</u>	<u>14,78,954</u>
...	...	16,35,885
<u>30,24,738</u>	<u>23,05,125</u>	<u>3,78,54,608</u>
...	...	51,45,177
<u>...</u>	<u>...</u>	<u>51,45,177</u>

## STATEMENT

## DETAILED ACCOUNT OF EXPENDITURE

(Figures in italics represent

Heads

Actuals

Non-Plan

(1)

(2)

Rs.

**A. GENERAL SERVICES - Contd.****(b) Fiscal Services - Contd.****2040. Sales Tax**

001. Direction and Administration

7,68,209

101. Collection Charges

49,62,739

Total : 2040

57,30,948**2041. Taxes on Vehicles**

001. Direction and Administration

15,33,240

101. Collection Charges

47,05,811

800. Other expenditure

...

Total : 2041

62,39,051**2045. Other Taxes and Duties  
on Commodities and Services**101. Collection Charges -  
Entertainment Tax

3,93,434

Total : 2045

3,93,434Total : (iii) Collection  
of Taxes on Commodities and  
Services1,75,08,610

(iv) Other Fiscal Services

**2047. Other Fiscal Services**

103. Promotion of Small Savings

10,75,122

Total : 2047

10,75,122

Total: (iv) Other Fiscal Services

10,75,122**Total : (b) Fiscal Services**5,11,08,477

NO. 11

BY MINOR HEADS - *Contd.*

charged expenditure)

for 1993-94

Plan (3) Rs.	Centrally Spon- sored Plan Schemes (including NEC, Central Plan and Sub-Plan Schemes) (4) Rs.	Total (5) Rs.
...	...	7,68,209
...	...	49,62,739
<hr/>	<hr/>	<hr/>
...	...	57,30,948
<hr/>	<hr/>	<hr/>
...	...	15,33,240
...	...	47,05,811
15,40,163	...	15,40,163
<hr/>	<hr/>	<hr/>
15,40,163	...	77,79,214
<hr/>	<hr/>	<hr/>
...	...	3,93,434
<hr/>	<hr/>	<hr/>
...	...	3,93,434
<hr/>	<hr/>	<hr/>
15,40,163	...	1,90,48,773
<hr/>	<hr/>	<hr/>
...	...	10,75,122
<hr/>	<hr/>	<hr/>
...	...	10,75,122
<hr/>	<hr/>	<hr/>
...	...	10,75,122
<hr/>	<hr/>	<hr/>
45,64,901	23,05,125	5,79,78,503
<hr/>	<hr/>	<hr/>

**STATEMENT**  
**DETAILED ACCOUNT OF EXPENDITURE**  
 (Figures in italics represent

<i>Heads</i>	<i>Actuals</i>
(1)	(2) Rs.
<hr/>	
	Non-Plan
<hr/>	
<b>A. GENERAL SERVICES - Contd.</b>	
<b>(c) Interest payments and servicing of Debt</b>	
<b>2049. Interest Payments</b>	
01. <i>Interest on Internal Debt</i>	
101. Interest on Market Loans	12,17,98,215
200. Interest on Other Internal Debts	7,36,07,222
305. Management of Debt	2,26,519
	<hr/>
Total:01.	19,56,31,956
	<hr/>
03. <i>Interest on Small Savings, Provident Funds etc.</i>	
104. Interest on State Provident Funds	11,20,16,748
	<hr/>
Total : 03.	11,20,16,748
	<hr/>
04. <i>Interest on Loans and Advances from Central Government</i>	
101. Interest on Loans for State/ Union Territory Plan Schemes	3,66,33,117
102. Interest on Loans for Central Plan Schemes	6,51,198
103. Interest on Loans for Centrally Sponsored Plan Schemes	57,70,517
104. Interest on Loans for Non-Plan Schemes	5,69,45,970
105. Interest on Loans for Special Plan Schemes	47,76,660
106. Interest on Ways and Means Advances	1,66,91,106
107. Interest on Pre-1984-85 Loans	3,15,86,672
108. Interest on 84-89 Loans	2,82,69,050
	<hr/>
Total : 04.	18,13,24,290
	<hr/>
Total : 2049	48,89,72,994
	<hr/>
<b>Total : (c) Interest Payments and Servicing of Debt</b>	<b>48,89,72,994</b>
	<hr/>

## NO. 11

BY MINOR HEADS - Contd.  
charged expenditure)

for 1993-94

Plan	Centrally Spon- sored Plan Schemes (including NEC, Central Plan and Sub-Plan Schemes)	Total
(3) Rs.	(4) Rs.	(5) Rs.
...	...	12,17,98,215
...	...	7,36,07,222
...	...	2,26,519
...	...	19,56,31,956
...	...	11,20,16,748
...	...	11,20,16,748
...	...	3,66,33,117
...	...	6,51,198
...	...	57,70,517
...	...	5,69,45,970
...	...	47,76,660
...	...	1,66,91,106
...	...	3,15,86,672
...	...	2,82,69,050
...	...	18,13,24,290
...	...	48,89,72,994
...	...	48,89,72,994

**STATEMENT**  
**DETAILED ACCOUNT OF EXPENDITURE**

(Figures in italics represent

Heads

*Actuals*

Non-Plan

(1)	(2)
	Rs.
<b>A. GENERAL SERVICES - Contd.</b>	
<b>(d) Administrative Services</b>	
<b>2051. Public Service Commission</b>	
102. State Public Service Commission	40,28,192
Total : 2051	<u>40,28,192</u>
<b>2052. Secretariat-General Services</b>	
090. Secretariat	4,53,45,545
092. Other Offices	7,52,808
099. Board of Revenue	8,79,000
Total : 2052	<u>4,69,77,353</u>
<b>2053. District Administration</b>	
093. District Establishments	1,68,95,246
094. Other Establishments	2,01,01,009
Total : 2053	<u>3,69,96,255</u>
<b>2054. Treasury and Accounts Administration</b>	
095. Directorate of Accounts and Treasuries	3,07,299
097. Treasury Establishment	1,11,63,099
098. Local Fund Audit	21,83,043
Total : 2054	<u>1,36,53,441</u>
<b>2055. Police</b>	
001. Direction and Administration	13,60,04,323
003. Education and Training	77,18,092
101. Criminal Investigation and Vigilance	2,19,72,813
104. Special Police	20,44,67,307
109. District Police	12,83,54,643
114. Wireless and Computers	2,27,24,384
115. Modernisation of Police Force	34,62,993
116. Forensic Science	9,03,168
Total : 2055	<u>52,56,07,723</u>



## NO. 11

## BY MINOR HEADS - Contd.

charged expenditure)

for 1993-94

Plan	Centrally Spon- sored Plan Schemes (including NEC, Central Plan and Sub-Plan Schemes)	Total
(3) Rs.	(4) Rs.	(5) Rs.
...	...	40,28,192
...	...	40,28,192
...	...	4,53,45,545
...	...	7,52,808
...	...	8,79,000
...	...	4,69,77,353
...	...	1,68,95,246
...	...	2,01,01,009
...	...	3,69,96,255
...	...	3,07,299
...	...	1,11,63,099
3,83,981	...	25,67,024
3,83,981	...	1,40,37,422
...	...	13,60,04,323
...	...	77,18,092
...	...	2,19,72,813
...	...	20,44,67,307
...	...	12,83,54,643
...	...	2,27,24,384
...	...	34,62,993
...	...	9,03,168
...	...	52,56,07,723

## STATEMENT

## DETAILED ACCOUNT OF EXPENDITURE

(Figures in italics represent

Heads

Actuals

Non-Plan

(1)

(2)

Rs.

**A. GENERAL SERVICES - Contd.****(d) Administrative Services - Contd.****2056. Jails**

001. Direction and Administration	7,43,248
101. Jails	1,71,03,075
102. Jail Manufactures	5,62,029
800. Other expenditure	2,01,595

Total : 2056

1,86,09,947

**2058. Stationery and Printing**

101. Purchase and Supply of Stationery Stores	18,88,557
102. Printing, Storage and Distribution of Forms	...
103. Government Presses	61,18,766

Total : 2058

80,07,323

**2059. Public Works**

01. Office Buildings	
051. Construction	1,12,424
053. Maintenance and Repairs	36,08,997

Total : 01

37,21,421

60. Other Buildings	
053. Maintenance and Repairs	20,90,270

Total : 60

20,90,270

80. General	
001. Direction and Administration	2,17,97,071
052. Machinery and Equipment	(-) 4,09,344 'A'
101. Construction of General Pool Accomodation	3,78,787
103. Furnishings	58,019
105. Public Works Workshops	1,218

## NO. 11

## BY MINOR HEADS - Contd.

charged expenditure)

for 1993-94

Plan	Centrally Spon- sored Plan Schemes (including NEC, Central Plan and Sub-Plan Schemes)	Total
(3)	(4)	(5)
Rs.	Rs.	Rs.
...	...	7,43,248
...	...	1,71,03,075
1,77,226	...	7,39,255
...	...	2,01,595
<u>1,77,226</u>	<u>...</u>	<u>1,87,87,173</u>
...	...	18,88,557
4,91,966	...	4,91,966
16,67,512	...	77,86,278
<u>21,59,478</u>	<u>...</u>	<u>1,01,66,801</u>
...	...	1,12,424
...	...	36,08,997
<u>...</u>	<u>...</u>	<u>37,21,421</u>
...	...	20,90,270
<u>...</u>	<u>...</u>	<u>20,90,270</u>
8,70,122	...	2,26,67,193
...	...	(-) 4,09,344
...	...	3,78,787
...	...	58,019
...	...	1,218

**STATEMENT**  
**DETAILED ACCOUNT OF EXPENDITURE**  
(Figures in italics represent

<i>Heads</i>	<i>Actuals</i>
	Non-Plan
(1)	(2) Rs.
<b>A. GENERAL SERVICES - Contd.</b>	
<b>(d) Administrative Services - Concl'd.</b>	
<b>2059. Public Works - Concl'd.</b>	
799. Suspense	(-) 29,47,429`A'
800. Other expenditure	13,97,778
	2,02,76,100
Total:80	
	2,60,87,791
	2,60,87,791
<b>2070. Other Administrative Services</b>	
003. Training	10,91,031
104. Vigilance	23,79,959
107. Home Guards	1,44,77,013
108. Fire Protection and Control	72,39,302
115. Guest Houses, Government Hostels, etc.	49,76,839
	3,01,64,144
Total : 2070	
	40,28,192
<b>Total : (d) Administrative   Services</b>	70,61,03,977
<b>(e) Pensions and Miscellaneous   General Services</b>	
<b>2071. Pensions and other   Retirement Benefits</b>	
01. Civil	
101. Superannuation and Retirement Allowances	12,01,19,278
102. Commuted Value of Pensions	1,09,02,133
104. Gratuities	2,06,37,625
105. Family Pensions	6,08,85,926
111. Pensions to Legislators	16,76,927
	21,42,21,889
Total : 2071	
	21,42,21,889

`A' Recoveries being more than actual expenditure

## NO. 11

## BY MINOR HEADS - Contd.

charged expenditure)

for 1993-94

Plan (3) Rs.	Centrally Spon- sored Plan Schemes (including NEC, Central Plan and Sub-Plan Schemes) (4) Rs.	Total (5) Rs.
...	...	(-) 29,47,429
...	...	13,97,778
<hr/>	<hr/>	<hr/>
8,70,122	...	2,11,46,222
<hr/>	<hr/>	<hr/>
8,70,122	...	2,69,57,913
<hr/>	<hr/>	<hr/>
14,50,048	8,09,987	33,51,066
...	...	23,79,959
...	...	1,44,77,013
...	...	72,39,302
...	...	49,76,839
<hr/>	<hr/>	<hr/>
14,50,048	8,09,987	3,24,24,179
<hr/>	<hr/>	<hr/>
50,40,855	8,09,987	71,59,83,011
<hr/>	<hr/>	<hr/>
...	...	12,01,19,278
...	...	1,09,02,133
...	...	2,06,37,625
...	...	6,08,85,926
...	...	16,76,927
<hr/>	<hr/>	<hr/>
...	...	21,42,21,889
<hr/>	<hr/>	<hr/>

## STATEMENT

## DETAILED ACCOUNT OF EXPENDITURE

(Figures in italics represent

*Heads**Actuals*Non-Plan

(1)

(2)

Rs.

<b>A. GENERAL SERVICES - Concl'd</b>	
<b>(e) Pensions and Miscellaneous</b>	
<b>General Services - Concl'd.</b>	
<b>2075. Miscellaneous General Services</b>	
103. State Lotteries	16,18,780
	<hr/>
Total : 2075	16,18,780
	<hr/>
Total : (e)Pensions and	
Miscellaneous General Services	21,58,40,669
	<hr/>
<b>TOTAL : A. GENERAL SERVICES</b>	50,24,78,470
	<hr/>
	1,03,65,31,953
	<hr/>
<b>B. SOCIAL SERVICES</b>	
<b>(a) Education, Sports, Art</b>	
<b>and Culture</b>	
<b>2202. General Education</b>	
01. Elementary Education	
001. Direction and	
Administration	96,39,976
052. Equipment	...
053. Maintenance of Buildings	19,54,092
101. Government Primary Schools	35,18,47,569
102. Assistance to Non-Government	
Primary Schools	1,87,96,391
104. Inspection	92,20,000
105. Non Formal Education	...
106. Teachers and other Services	...
107. Teachers Training	...
108. Text Books	...
110. Examination	...
800. Other expenditure	6,48,14,422
	<hr/>
Total:01	45,62,72,450
	<hr/>

NO. 11

BY MINOR HEADS - Contd.

charged expenditure)

for 1993-94

Plan	Centrally Spon- sored Plan Schemes (including NEC, Central Plan and Sub-Plan Schemes)	Total
(3)	(4)	(5)
Rs.	Rs.	Rs.
...	...	16,18,780
...	...	16,18,780
...	...	21,58,40,669
96,05,756	31,15,112	1,55,17,31,291
3,33,121	...	99,73,097
52,360	39,73,550	40,25,910
...	...	19,54,092
1,35,83,358	...	36,54,30,927
1,12,59,528	...	3,00,55,919
...	...	92,20,000
26,03,504	...	26,03,504
1,52,769	...	1,52,769
13,64,372	...	13,64,372
36,090	...	36,090
48,401	...	48,401
3,89,477	...	6,52,03,899
2,98,22,980	39,73,550	49,00,68,980

**STATEMENT**  
**DETAILED ACCOUNT OF EXPENDITURE**  
(Figures in italics represent

*Heads*

*Actuals*

Non-Plan

(1)	(2) Rs.
<b>B. SOCIAL SERVICES - Contd.</b>	
<b>(a) Education, Sports, Art and Culture -Contd.</b>	
<b>2202. General Education - Contd.</b>	
02. <i>Secondary Education</i>	
001. Direction and Administration	1,48,650
004. Research and Training	...
052. Equipments	...
053. Maintenance of Buildings	6,36,986
101. Inspection	13,49,390
103. Non-Formal Education	...
104. Teachers and other Services	...
105. Teachers Training	10,37,125
106. Text Books	...
107. Scholarships	16,32,968
108. Examinations	...
109. Government Secondary Schools	29,62,27,140
110. Assistance to Non-Government Secondary Schools	1,22,53,325
191. Assistance to Local Bodies for Secondary Education	1,00,000
800. Other expenditure	...
	<hr/>
Total : 02	31,33,85,584
	<hr/>
03. <i>University and Higher Education</i>	
001. Direction and Administration	28,56,240
102. Assistance to Universities	1,40,00,000
103. Government Colleges and Institutes	11,14,34,830
104. Assistance to Non-Government Colleges and Institutes	94,96,491
105. Faculty Development Programme	9,79,200
106. Text Book Development	...
107. Scholarships	5,20,000
112. Institutes of higher learning	...
800. Other expenditure	16,13,330
	<hr/>
Total : 03	14,09,00,091
	<hr/>



## NO. 11

## BY MINOR HEADS - Contd.

charged expenditure)

for 1993-94

Plan (3) Rs.	Centrally Spon- sored Plan Schemes (including NEC, Central Plan and Sub-Plan Schemes) (4) Rs.	Total (5) Rs.
50,085	...	1,98,735
40,000	...	40,000
51,000	...	51,000
1,90,508	...	8,27,494
30,057	...	13,79,447
...	77,58,596	77,58,596
4,410	44,76,556	44,80,966
...	...	10,37,125
2,98,107	...	2,98,107
...	...	16,32,968
2,799	...	2,799
3,93,00,408	...	33,55,27,548
10,00,000	...	1,32,53,325
12,17,428	...	13,17,428
6,90,645	...	6,90,645
<u>4,28,75,447</u>	<u>1,22,35,152</u>	<u>36,84,96,183</u>
4,03,250	...	32,59,490
1,51,00,000	...	2,91,00,000
1,83,67,960	...	12,98,02,790
...	...	94,96,491
50,000	...	10,29,200
4,97,195	...	4,97,195
...	...	5,20,000
1,96,130	...	1,96,130
5,97,300	...	22,10,630
<u>3,52,11,835</u>	<u>...</u>	<u>17,61,11,926</u>

## STATEMENT

## DETAILED ACCOUNT OF EXPENDITURE

(Figures in italics represent

<i>Heads</i>	<i>Actuals</i>
	<u>Non-Plan</u>
(1)	(2)
	Rs.
<b>B. SOCIAL SERVICES - Contd.</b>	
<b>(a) Education, Sports, Art and Culture - Contd.</b>	
<b>2202. General Education - Concl'd.</b>	
<i>04. Adult Education</i>	
001. Direction and Administration	29,05,990
103. Rural Functional Literacy Programmes	...
Total : 04	<u>29,05,990</u>
<i>05. Language Development</i>	
001. Direction and Administration	2,61,925
102. Promotion of Modern Indian Languages and Literature	3,65,350
103. Sanskrit Education	3,86,250
Total : 05	<u>10,13,525</u>
<i>80. General</i>	
001. Direction and Administration	1,03,64,245
003. Training	45,91,130
004. Research	22,23,699
107. Scholarships	50,000
210. State Institute of Education and Technology	8,66,728
800. Other expenditure	...
Total : 80	<u>1,80,95,802</u>
Total : 2202	<u>93,25,73,442</u>
<b>2203. Technical Education</b>	
001. Direction and Administration	1,47,143
105. Polytechnics	27,94,224
107. Scholarships	3,27,520
Total : 2203	<u>32,68,887</u>

## NO. 11

## BY MINOR HEADS - Contd.

charged expenditure)

for 1993-94

Plan	Centrally Spon- sored Plan Schemes (including NEC, Central Plan and Sub-Plan Schemes)	Total
(3)	(4)	(5)
Rs.	Rs.	Rs.
47,13,955	...	76,19,945
...	13,31,792	13,31,792
<u>47,13,955</u>	<u>13,31,792</u>	<u>89,51,737</u>
4,000	60,58,435	63,24,360
2,02,661	...	5,68,011
...	...	3,86,250
<u>2,06,661</u>	<u>60,58,435</u>	<u>72,78,621</u>
1,45,548	...	1,05,09,793
...	...	45,91,130
10,000	...	22,33,699
...	...	50,000
...	...	8,66,728
15,000	30,04,603	30,19,603
<u>1,70,548</u>	<u>30,04,603</u>	<u>2,12,70,953</u>
<u>11,30,01,426</u>	<u>2,66,03,532</u>	<u>1,07,21,78,400</u>
7,29,202	...	8,76,345
28,53,870	...	56,48,094
49,922	...	3,77,442
<u>36,32,994</u>	<u>...</u>	<u>69,01,881</u>

## STATEMENT

## DETAILED ACCOUNT OF EXPENDITURE

(Figures in italics represent

*Heads**Actuals*Non-Plan

(1)

(2)

Rs.

**B. SOCIAL SERVICES-Contd.****(a) Education, Sports, Art and Culture - Concl'd.****2204. Sports and Youth Services**

001. Direction and Administration	30,19,047
101. Physical Education	51,28,605
102. Youth Welfare Programmes for Students	36,00,000
103. Youth Welfare Programmes for non-students	...
104. Sports and Games	9,49,675

Total : 2204

1,26,97,327**2205. Art and Culture**

001. Direction and Administration	14,874
101. Fine Art Education	18,386
102. Promotion of Art and Culture	22,09,275
103. Archaeology	4,69,257
104. Archives	2,36,436
105. Public Libraries	49,276
107. Museums	6,98,867
800. Other expenditure	...

Total : 2205

36,96,371Total : (a) *Education,  
Sports, Art and Culture*95,22,36,027**(b) Health and Family Welfare****2210. Medical and Public Health****01. Urban Health Services -  
Allopathy -**

001. Direction and Administration	1,12,94,532
104. Medical Stores Depots	3,31,849
109. School Health Scheme	5,74,552
110. Hospitals and Dispensaries	1,90,78,780

Total : 01

3,12,79,713

NO. 11

BY MINOR HEADS - Contd.

charged expenditure)

for 1993-94

Plan	Centrally Spon- sored Plan Schemes (including NEC, Central Plan and Sub-Plan Schemes)	Total
(3)	(4)	(5)
Rs.	Rs.	Rs.
26,26,293	...	56,45,340
1,56,22,269	...	2,07,50,874
1,66,125	4,41,875	42,08,000
16,85,000	2,25,000	19,10,000
36,43,848	...	45,93,523
<u>2,37,43,535</u>	<u>6,66,875</u>	<u>3,71,07,737</u>
13,20,531	...	13,35,405
13,53,669	...	13,72,055
9,99,981	...	32,09,256
7,40,196	...	12,09,453
7,79,230	1,30,000	11,45,666
22,69,814	...	23,19,090
5,95,883	...	12,94,750
53,67,296	1,56,240	55,23,536
<u>1,34,26,600</u>	<u>2,86,240</u>	<u>1,74,09,211</u>
<u>15,38,04,555</u>	<u>2,75,56,647</u>	<u>1,13,35,97,229</u>
9,11,589	...	1,22,06,121
...	...	3,31,849
...	...	5,74,552
1,76,81,376	...	3,76,60,156
<u>1,85,92,965</u>	<u>...</u>	<u>4,98,72,678</u>

## STATEMENT

## DETAILED ACCOUNT OF EXPENDITURE

(Figures in italics represent

Heads

*Actuals*

---

Non-Plan

(1)	(2)
	Rs.
<b>B. SOCIAL SERVICES - Contd.</b>	
<b>(b) Health and Family Welfare - Contd.</b>	
<b>2210. Medical and Public Health - Contd.</b>	
02. <i>Urban Health Services -</i> <i>Other systems of medicine</i>	
102. Homeopathy	3,75,808
Total : 02	<hr/> 3,75,808 <hr/>
03. <i>Rural Health Services -</i> <i>Allopathy</i>	
101. Health Sub-centres	2,33,43,513
103. Primary Health Centres	2,83,82,473
104. Community Health Centres	71,01,910
110. Hospitals and Dispensaries	1,93,83,069
Total : 03	<hr/> 7,82,10,965 <hr/>
04. <i>Rural Health Services -Other</i> <i>Systems of medicine</i>	
102. Homeopathy	3,99,075
200. Other Systems	...
Total : 04	<hr/> 3,99,075 <hr/>
05. <i>Medical Education, Training</i> <i>and Research</i>	
105. Allopathy	1,20,00,000
200. Other Systems	48,22,672
Total : 05	<hr/> 1,68,22,672 <hr/>

## NO. 11

## BY MINOR HEADS - Contd.

charged expenditure)

for 1993-94

Plan (3) Rs.	Centrally Spon- sored Plan Schemes (including NEC, Central Plan and Sub-Plan Schemes) (4) Rs.	Total (5) Rs.
...	...	3,75,808
...	...	3,75,808
...	...	2,33,43,513
59,00,713	...	3,42,83,186
50,61,940	...	1,21,63,850
15,59,471	...	2,09,42,540
1,25,22,124	...	9,07,33,089
3,57,470	...	7,56,545
1,64,382	...	1,64,382
5,21,852	...	9,20,927
...	...	1,20,00,000
...	...	48,22,672
...	...	1,68,22,672

## STATEMENT

## DETAILED ACCOUNT OF EXPENDITURE

(Figures in italics represent

<i>Heads</i>	<i>Actuals</i>
	<u>Non-Plan</u>
(1)	(2)
	Rs.
<b>B. SOCIAL SERVICES - Contd.</b>	
<b>(b) Health and Family Welfare - Concl'd.</b>	
<b>2210. Medical and Public Health - Concl'd.</b>	
06. <i>Public Health</i>	
101. Prevention and Control of diseases	3,07,97,944
102. Prevention of Food Adulteration	...
104. Drug Control	...
107. Public Health Laboratories	...
112. Public Health Education	10,19,689
800. Other expenditure	13,15,689
	<hr/>
Total : 06	3,31,33,322
	<hr/>
80. <i>General</i>	
004. Health Statistics and Evaluation	34,65,470
053. Maintenance and Repairs	2,40,245
800. Other expenditure	35,35,000
	<hr/>
Total : 80	72,40,715
	<hr/>
Total : 2210	16,74,62,270
	<hr/>
<b>2211. Family Welfare</b>	
001. Direction and Administration	...
003. Training	...
053. Maintenance and Repairs	1,00,000
101. Rural Family Welfare Services	...
102. Urban Family Welfare Services	...
103. Maternity and Child Health	...
104. Transport	...
105. Compensation	...
106. Mass Education	...
200. Other Services and Supplies	...
800. Other expenditure	...
	<hr/>
Total : 2211	1,00,000
	<hr/>
Total : (b) Health and Family Welfare	16,75,62,270
	<hr/>



NO. 11

BY MINOR HEADS - *Contd.*

charged expenditure)

for 1993-94

Plan (3) Rs.	Centrally Spon- sored Plan Schemes (including NEC, Central Plan and Sub-Plan Schemes) (4) Rs.	Total (5) Rs.
29,85,118	1,25,81,047	4,63,64,109
36,195	...	36,195
90,107	...	90,107
45,117	...	45,117
44,576	...	44,576
1,11,866	...	14,27,555
<u>33,12,979</u>	<u>1,25,81,047</u>	<u>4,90,27,348</u>
1,40,119	...	36,05,589
...	...	2,40,245
...	...	35,35,000
<u>1,40,119</u>	<u>...</u>	<u>73,80,834</u>
<u>2,97,42,762</u>	<u>1,25,81,047</u>	<u>21,51,33,356</u>
...	1,19,27,037	1,19,27,037
...	44,48,052	44,48,052
...	...	1,00,000
...	2,02,95,335	2,02,95,335
...	3,84,046	3,84,046
...	98,42,230	98,42,230
...	10,56,206	10,56,206
...	11,39,955	11,39,955
...	18,11,869	18,11,869
...	38,11,136	38,11,136
...	1,50,135	1,50,135
<u>...</u>	<u>5,48,66,001</u>	<u>5,49,66,001</u>
<u>3,50,90,039</u>	<u>6,74,47,048</u>	<u>27,00,99,357</u>

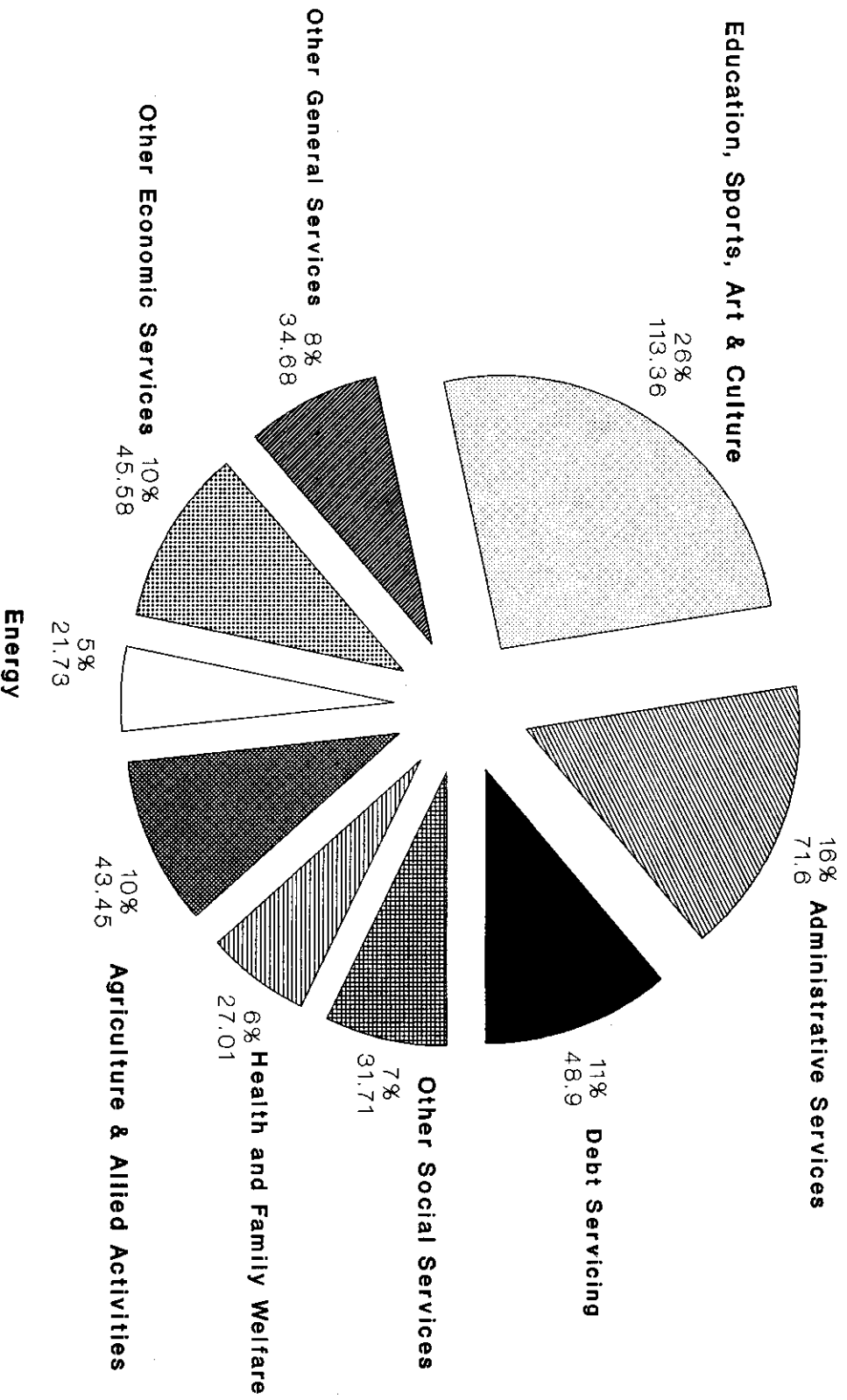
**STATEMENT**  
**DETAILED ACCOUNT OF EXPENDITURE**  
(Figures in italics represent

<i>Heads</i>	<i>Actuals</i>
	Non-Plan
(1)	(2) Rs.
<b>B. SOCIAL SERVICES - Contd.</b>	
<b>(c) Water Supply, Sanitation, Housing and Urban Development</b>	
<b>2215. Water Supply and Sanitation</b>	
01. <i>Water Supply</i>	
001. Direction and Administration	(-) 27,44,476 `A'
101. Urban Water Supply Programmes	1,17,54,825
102. Rural Water Supply Programmes	32,28,625
799. Suspense	27,80,472
Total : 01	1,50,19,446
02. <i>Sewerage and Sanitation</i>	
107. Sewerage Services	24,479
Total : 02	24,479
Total : 2215	1,50,43,925
<b>2216. Housing</b>	
01. <i>Government Residential Buildings</i>	
106. General Pool accommodation	44,28,079
107. Police Housing	2,26,472
Total : 01	46,54,551
80. <i>General</i>	
001. Direction and Administration	5,35,800
800. Other expenditure	24,934
Total : 80	4,86,263
Total : 2216	5,60,734
	51,40,814

`A' Recoveries being more than actual expenditure

# SUB SECTORWISE REVENUE EXPENDITURE

DURING 1993-94  
(Rupees in crores)



Total Revenue Expenditure : Rs.438.02



## NO. 11

## BY MINOR HEADS - Contd.

charged expenditure)

for 1993-94

Plan	Centrally Spon- sored Plan Schemes (including NEC, Central Plan and Sub-Plan Schemes)	Total
(3)	(4)	(5)
Rs.	Rs.	Rs.
29,12,725	...	1,68,249
50,12,447	...	1,67,67,272
1,51,22,813	18,74,928	2,02,26,366
...	...	27,80,472
<u>2,30,47,985</u>	<u>18,74,928</u>	<u>3,99,42,359</u>
17,16,234	...	17,40,713
<u>17,16,234</u>	...	<u>17,40,713</u>
<u>2,47,64,219</u>	<u>18,74,928</u>	<u>4,16,83,072</u>
...	...	44,28,079
...	...	2,26,472
<u>...</u>	<u>...</u>	<u>46,54,551</u>
37,91,065	...	43,26,865
...	...	5,11,197
<u>37,91,065</u>	<u>...</u>	<u>48,38,062</u>
<u>37,91,065</u>	<u>...</u>	<u>94,92,613</u>

## STATEMENT

## DETAILED ACCOUNT OF EXPENDITURE

(Figures in italics represent

Heads

Actuals

Non-Plan

(1)

(2)

Rs.

<b>B. SOCIAL SERVICES - Contd.</b>	
<b>(c) Water Supply, Sanitation, Housing and Urban Development - Concl'd.</b>	
<b>2217. Urban Development</b>	
01. <i>State Capital Development</i>	
191. Assistance to Local Bodies, Corporations, Urban Development Authorities, Town Improvement Boards, etc.	28,87,368
Total : 01	28,87,368
80. <i>General</i>	
800. Other expenditure	6,93,368
Total : 80	6,93,368
Total : 2217	35,80,736
Total : <i>(c) Water Supply, Sanitation, Housing and Urban Development</i>	5,60,734 2,37,65,475
<b>(d) Information and Broadcasting</b>	
<b>2220. Information and Publicity</b>	
60. <i>Others</i>	
001. Direction and Administration	23,66,609
101. Advertising and Visual Publicity	5,01,087
102. Information Centres	2,92,571
103. Press Information Services	...
106. Field Publicity	11,79,645
107. Song and Drama Services	8,70,124

NO. 11

BY MINOR HEADS - Contd.

charged expenditure)

for 1993-94

Plan	Centrally Spon- sored Plan Schemes (including NEC, Central Plan and Sub-Plan Schemes)	Total
(3)	(4)	(5)
Rs.	Rs.	Rs.
3,13,157	...	32,00,525
<u>3,13,157</u>	<u>...</u>	<u>32,00,525</u>
2,05,93,706	...	2,12,87,074
<u>2,05,93,706</u>	<u>...</u>	<u>2,12,87,074</u>
2,09,06,863	...	2,44,87,599
<u>4,94,62,147</u>	<u>18,74,928</u>	<u>7,56,63,284</u>
3,27,425	...	26,94,034
1,67,700	...	6,68,787
7,56,755	...	10,49,326
1,91,893	...	1,91,893
64,414	...	12,44,059
50,999	...	9,21,123

## STATEMENT

## DETAILED ACCOUNT OF EXPENDITURE

(Figures in italics represent

Heads

Actuals

Non-Plan

(1)	(2)
	Rs.
<b>B. SOCIAL SERVICES - Contd.</b>	
<b>(d) Information and Broadcasting - Concl'd.</b>	
<b>2220. Information and Publicity - Concl'd.</b>	
60. <i>Others - Concl'd.</i>	
109. Photo Services	4,67,079
110. Publications	5,87,961
	<hr/>
Total : 60	62,65,076
	<hr/>
Total : 2220	62,65,076
	<hr/>
Total : (d) <i>Information                     and Broadcasting</i>	62,65,076
	<hr/>
<b>(e) Welfare of Scheduled Castes, Scheduled Tribes and Other Backward Classes</b>	
<b>2225. Welfare of Scheduled Castes, Scheduled Tribes and Other Backward Classes</b>	
01. <i>Welfare of Scheduled Castes</i>	
102. Economic Development	...
277. Education	3,83,781
282. Health	...
283. Housing	...
	<hr/>
Total : 01	3,83,781
	<hr/>
02. <i>Welfare of Scheduled Tribes</i>	
001. Direction and Administration	...
102. Economic Development	24,54,480
277. Education	53,99,555
282. Health	...
794. Special Central Assistance for Tribal Sub-Plan	...
800. Other expenditure	...
	<hr/>
Total : 02	78,54,035
	<hr/>



## NO. 11

## BY MINOR HEADS - (contd.)

charged expenditure)

for 1993-94

Plan	Centrally Spon- sored Plan Schemes (including NEC, Central Plan and Sub-Plan Schemes)	Total
(3)	(4)	(5)
Rs.	Rs.	Rs.
77,707	...	5,44,786
6,39,073	...	12,27,034
<u>22,75,966</u>	<u>...</u>	<u>85,41,042</u>
22,75,966	...	85,41,042
<u>22,75,966</u>	<u>...</u>	<u>85,41,042</u>
3,31,279	...	3,31,279
7,56,344	7,98,009	19,38,134
4,54,844	...	4,54,844
99,639	...	99,639
<u>16,42,106</u>	<u>7,98,009</u>	<u>28,23,896</u>
65,79,234	...	65,79,234
22,80,374	...	47,34,854
34,08,317	2,65,886	90,73,758
22,92,366	...	22,92,366
...	4,64,33,874	4,64,33,874
1,25,55,764	73,37,791	1,98,93,555
<u>2,71,16,055</u>	<u>5,40,37,551</u>	<u>8,90,07,641</u>

## STATEMENT

## DETAILED ACCOUNT OF EXPENDITURE

(Figures in italics represent

Heads

Actuals

Non-Plan

(1)	(2)
	Rs.
<b>B. SOCIAL SERVICES - Contd.</b>	
<b>(e) Welfare of Scheduled Castes, Scheduled Tribes and Other Backward Classes- Concl'd.</b>	
2225. Welfare of Scheduled Castes, Scheduled Tribes and Other Backward Classes- Concl'd.	
03. Welfare of Backward Classes	
001. Direction and Administration	30,97,475
800. Other expenditure	...
Total : 03	<u>30,97,475</u>
80. General	
800. Other expenditure	1,01,29,760
Total : 80	<u>1,01,29,760</u>
Total : 2225	<u>2,14,65,051</u>
Total : (e) Welfare of Scheduled Castes, Scheduled Tribes and Other Backward Classes	<u>2,14,65,051</u>
<b>(f) Labour and Labour Welfare</b>	
2230. Labour and Employment	
01. Labour	
101. Industrial Relations	9,83,007
Total : 01	<u>9,83,007</u>
02. Employment Service	
001. Direction and Administration	11,43,790
004. Research, Survey and Statistics	1,05,156
101. Employment Services	22,51,427
800. Other expenditure	...
Total : 02	<u>35,00,373</u>

NO. 11

BY MINOR HEADS - Contd.

charged expenditure)

for 1993-94

Plan	Centrally Spon- sored Plan Schemes (including NEC, Central Plan and Sub-Plan Schemes)	Total
(3)	(4)	(5)
Rs.	Rs.	Rs.
...	...	30,97,475
...	5,51,524	5,51,524
...	5,51,524	36,48,999
...	...	1,01,29,760
...	...	1,01,29,760
2,87,58,161	5,53,87,084	10,56,10,296
2,87,58,161	5,53,87,084	10,56,10,296
18,02,957	...	27,85,964
18,02,957	...	27,85,964
12,42,683	...	23,86,473
...	...	1,05,156
...	...	22,51,427
64,435	2,87,659	3,52,094
13,07,118	2,87,659	50,95,150

## STATEMENT

## DETAILED ACCOUNT OF EXPENDITURE

(Figures in italics represent

Heads

Actuals

Non-Plan

(1)

(2)

Rs.

<b>B. SOCIAL SERVICES - Contd.</b>	
<i>(f) Labour and Labour Welfare - Concl'd.</i>	
<b>2230. Labour and Employment - Concl'd.</b>	
03. <i>Training</i>	
003. Training of Craftsmen and Supervisors	42,77,817
052. Machinery and Equipment	1,605
101. Industrial Training Institutes	...
102. Apprenticeship Training	1,03,391
	<hr/>
Total : 03	43,82,813
	<hr/>
Total : 2230	88,66,193
	<hr/>
Total : <i>(f) Labour and Labour Welfare</i>	88,66,193
	<hr/>
<i>(g) Social Welfare and Nutrition</i>	
<b>2235. Social Security and Welfare</b>	
01. <i>Rehabilitation</i>	
001. Direction and Administration	5,43,147
200. Other Relief Measures	75,06,460
202. Other Rehabilitation Schemes	2,18,078
800. Other expenditure	1,97,434
	<hr/>
Total : 01	84,65,119
	<hr/>
02. <i>Social Welfare</i>	
001. Direction and Administration	9,11,768
101. Welfare of handicapped	10,80,957
102. Child Welfare	47,46,211
103. Women's Welfare	69,09,329
104. Welfare of aged, infirm and destitute	28,68,661
105. Prohibition	1,48,07,309
106. Correctional Services	10,000
107. Assistance to Voluntary Organisations	4,16,100
800. Other expenditure	5,53,976
	<hr/>
Total : 02	3,23,04,311
	<hr/>

## NO. 11

## BY MINOR HEADS - Contd.

charged expenditure)

for 1993-94

Plan (3) Rs.	Centrally Spon- sored Plan Schemes (including NEC, Central Plan and Sub-Plan Schemes) (4) Rs.	Total (5) Rs.
5,31,329	...	48,09,146
...	...	1,605
25,25,283	...	25,25,283
60,100	...	1,63,491
<u>31,16,712</u>	<u>...</u>	<u>74,99,525</u>
<u>62,26,787</u>	<u>2,87,659</u>	<u>1,53,80,639</u>
<u>62,26,787</u>	<u>2,87,659</u>	<u>1,53,80,639</u>
...	...	5,43,147
...	...	75,06,460
...	...	2,18,078
...	...	1,97,434
<u>...</u>	<u>...</u>	<u>84,65,119</u>
27,10,451	...	36,22,219
18,67,938	...	29,48,895
14,52,346	3,07,71,347	3,69,69,904
12,29,543	...	81,38,872
55,000	...	29,23,661
2,06,920	...	1,50,14,229
2,61,770	...	2,71,770
3,51,900	...	7,68,000
2,18,830	...	7,72,806
<u>83,54,698</u>	<u>3,07,71,347</u>	<u>7,14,30,356</u>

## STATEMENT

## DETAILED ACCOUNT OF EXPENDITURE

(Figures in italics represent

Heads

*Actuals*Non-Plan

(1)

(2)

Rs.

<b>B. SOCIAL SERVICES - Contd.</b>	
<b>(g) Social Welfare and Nutrition - Contd.</b>	
<b>2235. Social Security and Welfare - Concl'd.</b>	
60. <i>Other Social Security and Welfare programmes</i>	
102. Pensions under Social Security Schemes	6,19,371
105. Government Employees Insurance Scheme	2,000
200. Other Programmes	4,50,945
800. Other expenditure	5,88,056
	<u>7,03,751</u>
Total : 60	5,88,056
	<u>17,76,067</u>
Total : 2235	5,88,056
	<u>4,25,45,497</u>
<b>2236. Nutrition</b>	
02. <i>Distribution of Nutritious food and beverages</i>	
101. Special Nutrition programmes	6,53,011
	<u>6,53,011</u>
Total : 2236	6,53,011

NO. 11

BY MINOR HEADS - Contd.

charged expenditure)

for 1993-94

Plan	Centrally Spon- sored Plan Schemes (including NEC, Central Plan and Sub-Plan Schemes)	Total
(3)	(4)	(5)
Rs.	Rs.	Rs.
...	...	6,19,371
...	...	2,000
...	...	4,50,945
...	...	12,91,807
...	...	23,64,123
83,54,698	3,07,71,347	8,22,59,598
44,24,343	...	50,77,354
44,24,343	...	50,77,354

## STATEMENT

## DETAILED ACCOUNT OF EXPENDITURE

(Figures in italics represent

Heads

Actuals

Non-Plan

(1)	(2)
	Rs.
<b>B. SOCIAL SERVICES - Concl'd.</b>	
<b>(g) Social Welfare and Nutrition - Concl'd.</b>	
<b>2245. Relief on Account of Natural Calamities</b>	
05. Calamity Relief Fund	
101. Transfers to/from Reserve Funds and Deposit Accounts - Calamity Relief Fund	1,00,00,000
Total : 2245	<u>1,00,00,000</u>
Total : (g) Social Welfare and Nutrition	<u>5,88,056</u> 5,31,98,508
<b>(h) Others</b>	
<b>2250. Other Social Services</b>	
101. Donations for Charitable purposes	1,25,000
800. Other Expenditure	50,37,474
Total : 2250	<u>51,62,474</u>
<b>2251. Secretariat - Social Services</b>	
090. Secretariat	93,82,123
Total : 2251	<u>93,82,123</u>
Total : (h) Others	<u>1,45,44,597</u>
<b>TOTAL : B. SOCIAL SERVICES</b>	<u>11,48,790</u> <u>1,24,79,03,197</u>



NO. 11

BY MINOR HEADS - Contd.

charged expenditure)

for 1993-94

Plan	Centrally Spon- sored Plan Schemes (including NEC, Central Plan and Sub-Plan Schemes)	Total
(3)	(4)	(5)
Rs.	Rs.	Rs.
...	...	1,00,00,000
...	...	1,00,00,000
1,27,79,041	3,07,71,347	9,73,36,952
...	...	1,25,000
...	...	50,37,474
...	...	51,62,474
...	...	93,82,123
...	...	93,82,123
...	...	1,45,44,597
28,83,96,696	18,33,24,713	1,72,07,73,396

## STATEMENT

## DETAILED ACCOUNT OF EXPENDITURE

(Figures in italics represent

Heads

*Actuals*Non-Plan

(1)

(2)

Rs.

**C. ECONOMIC SERVICES****(a) Agriculture and Allied Activities****2401. Crop Husbandry**

001. Direction and Administration	1,84,00,232
102. Foodgrain crops	18,26,000
103. Seeds	14,92,678
104. Agricultural Farms	21,40,000
105. Manures and Fertilizers	6,39,000
107. Plant Protection	18,27,000
108. Commercial Crops	20,64,884
109. Extension and Farmers' Training	60,49,843
111. Agricultural Economic and Statistics	...
113. Agricultural Engineering	23,29,000
119. Horticulture and Vegetable Crops	30,60,600
800. Other expenditure	...

Total : 2401

3,98,29,237**2402. Soil and Water Conservation**

001. Direction and Administration	54,42,360
101. Soil Survey and Testing	26,19,653
102. Soil Conservation	49,93,367
103. Land reclamation and Development	...

Total : 2402

1,30,55,380**2403. Animal Husbandry**

001. Direction and Administration	1,68,58,893
101. Veterinary Services and Animal Health	3,15,30,032
102. Cattle and Buffalo Development	1,41,40,964
103. Poultry Development	19,94,657
104. Sheep and Wool Development	...
105. Piggery Development	...
106. Other Livestock Development	...
107. Fodder and Feed Development	6,98,281
109. Extension and Training	1,52,030

NO. 11

BY MINOR HEADS - Contd.

charged expenditure)

for 1993-94

Plan	Centrally Spon- sored Plan Schemes (including NEC, Central Plan and Sub-Plan Schemes)	Total
(3)	(4)	(5)
Rs.	Rs.	Rs.
2,92,70,760	...	4,76,70,992
26,36,675	90,65,859	1,35,28,534
40,62,453	...	55,55,131
41,27,036	...	62,67,036
19,99,653	...	26,38,653
21,24,975	...	39,51,975
12,96,908	...	33,61,792
3,16,000	10,97,198	74,63,041
1,94,992	...	1,94,992
7,59,867	...	30,88,867
35,09,000	...	65,69,600
45,86,352	51,44,564	97,30,916
<u>5,48,84,671</u>	<u>1,53,07,621</u>	<u>11,00,21,529</u>
92,23,304	...	1,46,65,664
...	...	26,19,653
1,23,11,000	...	1,73,04,367
5,00,000	...	5,00,000
<u>2,20,34,304</u>	<u>...</u>	<u>3,50,89,684</u>
8,08,148	...	1,76,67,041
61,74,524	16,59,202	3,93,63,758
31,69,129	13,59,000	1,86,69,093
23,00,964	5,50,000	48,45,621
52,000	...	52,000
16,56,744	...	16,56,744
6,00,238	4,70,000	10,70,238
7,92,942	...	14,91,223
4,29,182	...	5,81,212

## STATEMENT

## DETAILED ACCOUNT OF EXPENDITURE

(Figures in italics represent

Heads

Actuals

Non-Plan

(1)

(2)

Rs.

<b>C. ECONOMIC SERVICES - Contd.</b>	
<b>(a) Agriculture and Allied Activities - Contd</b>	
<b>2403. Animal Husbandry - Concl'd.</b>	
113. Administrative Investigation and Statistics	...
195. Assistance to Animal Husbandry Co-operatives	...
800. Other expenditure	...
Total : 2403	<u>6,53,74,857</u>
<b>2404. Dairy Development</b>	
001. Direction and Administration	5,10,588
102. Dairy Development Projects	5,78,378
191. Assistance to Co-operatives and other bodies	...
Total : 2404	<u>10,88,966</u>
<b>2405. Fisheries</b>	
001. Direction and Administration	1,67,15,222
004. Research	...
101. Inland Fisheries	27,93,053
105. Processing, Preservation and Marketing	...
109. Extension and Training	5,63,008
110. Mechanisation and Improvement of Fish Crafts	...
120. Fisheries Co-operatives	...
800. Other expenditure	...
Total : 2405	<u>2,00,71,283</u>

NO. 11

BY MINOR HEADS - Contd.

charged expenditure)

for 1993-94

Plan (3) Rs.	Centrally Spon- sored Plan Schemes (including NEC, Central Plan and Sub-Plan Schemes) (4) Rs.	Total (5) Rs.
15,21,276	...	15,21,276
26,56,860	...	26,56,860
...	3,50,000	3,50,000
<u>2,01,62,007</u>	<u>43,88,202</u>	<u>8,99,25,066</u>
30,786	...	5,41,374
31,38,526	...	37,16,904
27,000	...	27,000
<u>31,96,312</u>	<u>...</u>	<u>42,85,278</u>
1,08,80,687	10,00,000	2,85,95,909
49,803	...	49,803
11,27,072	...	39,20,125
99,312	...	99,312
1,54,383	...	7,17,391
50,378	...	50,378
49,652	...	49,652
38,00,359	15,00,000	53,00,359
<u>1,62,11,646</u>	<u>25,00,000</u>	<u>3,87,82,929</u>

## STATEMENT

## DETAILED ACCOUNT OF EXPENDITURE

(Figures in italics represent

Heads

Actuals

Non-Plan

(1)

(2)

Rs.

<b>C. ECONOMIC SERVICES - Contd.</b>	
<b>(a) Agriculture and Allied Activities - Contd</b>	
<b>2406. Forestry and Wild Life</b>	
01. <i>Forestry</i>	
001. Direction and Administration	2,69,92,526
005. Survey and Utilisation of Forests Resources	...
013. Statistics	...
070. Communications and Buildings	...
101. Forests Conservation Development and Regeneration	...
102. Social and Farm Forestry	...
105. Forest Produce	...
109. Extension and Training	...
800. Other expenditure	...
Total : 01	<u>2,69,92,526</u>
02. <i>Environmental Forestry and         Wild Life</i>	
110. Wild Life Preservation	...
111. Zoological Park	...
Total : 02	<u>...</u>
Total : 2406	<u>2,69,92,526</u>
<b>2407. Plantations</b>	
03. <i>Rubber</i>	
800. Other expenditure	...
Total : 2407	<u>...</u>

NO. 11

BY MINOR HEADS - Contd.

charged expenditure)

for 1993-94

Plan	Centrally Spon- sored Plan Schemes (including NEC, Central Plan and Sub-Plan Schemes)	Total
(3)	(4)	(5)
Rs.	Rs.	Rs.
1,21,98,688	...	3,91,91,214
14,02,055	...	14,02,055
61,479	...	61,479
8,73,038	...	8,73,038
7,03,168	...	7,03,168
1,67,52,402	1,29,10,952	2,96,63,354
6,79,426	9,39,800	16,19,226
7,89,817	...	7,89,817
...	83,75,002	83,75,002
<u>3,34,60,073</u>	<u>2,22,25,754</u>	<u>8,26,78,353</u>
13,56,911	28,78,367	42,35,278
16,14,079	...	16,14,079
<u>29,70,990</u>	<u>28,78,367</u>	<u>58,49,357</u>
<u>3,64,31,063</u>	<u>2,51,04,121</u>	<u>8,85,27,710</u>
16,28,619	...	16,28,619
<u>16,28,619</u>	<u>...</u>	<u>16,28,619</u>

## STATEMENT

## DETAILED ACCOUNT OF EXPENDITURE

(Figures in italics represent

Heads

Actuals

Non-Plan

(1)

(2)

Rs.

**C. ECONOMIC SERVICES - Contd.****(a) Agriculture and Allied Activities - Contd.****2408. Food Storage and Warehousing***01. Food*

001. Direction and Administration 1,47,83,332

103. Food Processing ...

800. Other expenditure 21,36,791

Total : 01

1,69,20,123

*02. Storage and Warehousing*

101. Rural Godown Programmes 73,400

Total : 02

73,400

Total : 2408

1,69,93,523

**2415. Agricultural Research and Education***01. Crop Husbandry*

004. Research 21,72,246

Total : 01

21,72,246

*02. Soil and Water Conservation*

004. Research ...

Total : 02

...

*80. General*

120. Assistance to other Institutions ...

150. Assistance to ICAR ...

277. Education 6,35,745

Total : 80

6,35,745

Total : 2415

28,07,991



NO. 11

BY MINOR HEADS - Contd.

charged expenditure)

for 1993-94

Plan (3) Rs.	Centrally Spon- sored Plan Schemes (including NEC, Central Plan and Sub-Plan Schemes) (4) Rs.	Total (5) Rs.
25,84,459	...	1,73,67,791
...	22,60,000	22,60,000
...	...	21,36,791
<u>25,84,459</u>	<u>22,60,000</u>	<u>2,17,64,582</u>
11,97,908	...	12,71,308
<u>11,97,908</u>	<u>...</u>	<u>12,71,308</u>
37,82,367	22,60,000	2,30,35,890
<u>37,82,367</u>	<u>22,60,000</u>	<u>2,30,35,890</u>
23,77,979	5,85,070	51,35,295
<u>23,77,979</u>	<u>5,85,070</u>	<u>51,35,295</u>
2,47,000	...	2,47,000
<u>2,47,000</u>	<u>...</u>	<u>2,47,000</u>
13,27,000	...	13,27,000
13,52,047	...	13,52,047
20,42,886	10,71,415	37,50,046
<u>47,21,933</u>	<u>10,71,415</u>	<u>64,29,093</u>
<u>73,46,912</u>	<u>16,56,485</u>	<u>1,18,11,388</u>

## STATEMENT

## DETAILED ACCOUNT OF EXPENDITURE

(Figures in italics represent

Heads

*Actuals*

---

Non-Plan

(1)

(2)

Rs.

**C. ECONOMIC SERVICES - Contd.****(a) Agriculture and Allied Activities - Concl'd.****2425. Co-operation**

001. Direction and Administration	1,83,31,010
003. Training	...
004. Research and Evaluation	...
101. Audit of Co-operatives	29,96,965
105. Information and Publicity	...
106. Assistance to multi-purpose rural co-operatives	...
107. Assistance to credit co-operatives	...
108. Assistance to other co-operatives	...

Total : 2425

---

2,13,27,975

---

**2435. Other Agricultural Programmes**

01. *Marketing and quality control*  
101. Marketing facilities

Total : 2435

---

...

---

Total : (a) **Agriculture  
and Allied Activities**

---

20,75,41,738

---

**(b) Rural Development****2501. Special Programmes for  
Rural Development**

01. *Integrated Rural  
Development programme*  
001. Direction and Administration  
003. Training  
101. Subsidy to District Rural  
Development Agencies

Total : 01

---

...

---

Total : 2501

---

...

---

NO. 11

BY MINOR HEADS - Contd.

charged expenditure)

for 1993-94

Plan	Centrally Spon- sored Plan Schemes (including NEC, Central Plan and Sub-Plan Schemes)	Total
(3)	(4)	(5)
Rs.	Rs.	Rs.
59,83,987	...	2,43,14,997
15,28,000	...	15,28,000
50,000	...	50,000
...	...	29,96,965
50,000	...	50,000
2,00,000	...	2,00,000
2,00,000	...	2,00,000
15,70,400	...	15,70,400
<u>95,82,387</u>	<u>...</u>	<u>3,09,10,362</u>
5,08,914	...	5,08,914
<u>5,08,914</u>	<u>...</u>	<u>5,08,914</u>
<u>17,57,69,202</u>	<u>5,12,16,429</u>	<u>43,45,27,369</u>
15,01,974	3,35,541	18,37,515
92,87,575	24,72,464	1,17,60,039
71,44,506	...	71,44,506
<u>1,79,34,055</u>	<u>28,08,005</u>	<u>2,07,42,060</u>
<u>1,79,34,055</u>	<u>28,08,005</u>	<u>2,07,42,060</u>

## STATEMENT

## DETAILED ACCOUNT OF EXPENDITURE

(Figures in italics represent

Heads

Actuals

Non-Plan

(1)	(2)
	Rs.
<b>C. ECONOMIC SERVICES - Contd.</b>	
<b>(b) Rural Development - Concl'd.</b>	
<b>2505. Rural Employment</b>	
<i>01. National Programmes</i>	
701. Jawahar Rozgar Yojana	...
Total : 2505	...
<b>2515. Other Rural Development programmes</b>	
001. Direction and Administration	24,92,330
101. Panchayati Raj	52,51,955
102. Community Development	1,92,84,736
800. Other expenditure	5,000
Total : 2515	2,70,34,021
Total : (b) Rural Development	2,70,34,021
<b>(c) Special Areas Programmes</b>	
<b>2552. North Eastern Areas</b>	
Animal Husbandry -	
105. Piggery Development	...
109. Extension and Training	...
Soil and Water Conservation -	
102. Soil Conservation	...
Medical and Public Health -	
105. Allopathy	...
Crop Husbandry -	
103. Seeds	...
800. Other expenditure	...
Total : 2552	...
Total : (c) Special Areas Programme	...

NO. 11

BY MINOR HEADS - Contd.

charged expenditure)

for 1993-94

Plan	Centrally Spon- sored Plan Schemes (including NEC, Central Plan and Sub-Plan Schemes)	Total
(3)	(4)	(5)
Rs.	Rs.	Rs.
3,61,72,800	3,61,24,300	7,22,97,100
<u>3,61,72,800</u>	<u>3,61,24,300</u>	<u>7,22,97,100</u>
...	...	24,92,330
41,26,579	...	93,78,534
78,21,712	...	2,71,06,448
...	...	5,000
<u>1,19,48,291</u>	...	<u>3,89,82,312</u>
<u>6,60,55,146</u>	<u>3,89,32,305</u>	<u>13,20,21,472</u>
...	4,33,637	4,33,637
...	2,22,438	2,22,438
...	55,27,113	55,27,113
...	40,00,000	40,00,000
...	41,845	41,845
...	12,33,581	12,33,581
<u>...</u>	<u>1,14,58,614</u>	<u>1,14,58,614</u>
<u>...</u>	<u>1,14,58,614</u>	<u>1,14,58,614</u>

## STATEMENT

## DETAILED ACCOUNT OF EXPENDITURE

(Figures in italics represent

Heads

Actuals

Non-Plan

(1)	(2)
	Rs.
<b>C. ECONOMIC SERVICES - Contd.</b>	
<b>(d) Irrigation and Flood Control</b>	
<b>2701. Major and Medium Irrigation</b>	
04. <i>Medium Irrigation Non-Commercial</i>	
001. Direction and Administration	(-) 7,47,422 'A'
799. Suspense	4,149
Total : 04	(-) 7,43,273
80. <i>General</i>	
800. Other expenditure	1,45,27,850
Total : 80	1,45,27,850
Total : 2701	1,37,84,577
<b>2702. Minor Irrigation</b>	
01. <i>Surface Water</i>	
102. Lift Irrigation Schemes	26,337
103. Diversion Schemes	3,70,520
Total : 01	3,96,857
80. <i>General</i>	
001. Direction and Administration	6,67,663
052. Machinery and Equipment	64,258
799. Suspense	25,48,057
800. Other expenditure	...
Total : 80	32,79,978
Total : 2702	36,76,835

'A' Recoveries being more than actual expenditure

NO. 11

BY MINOR HEADS - Contd.

charged expenditure)

for 1993-94

Plan	Centrally Spon- sored Plan Schemes (including NEC, Central Plan and Sub-Plan Schemes)	Total
(3)	(4)	(5)
Rs.	Rs.	Rs.
64,34,841	...	56,87,419
...	...	4,149
<u>64,34,841</u>	<u>...</u>	<u>56,91,568</u>
...	...	1,45,27,850
...	...	1,45,27,850
<u>64,34,841</u>	<u>...</u>	<u>2,02,19,418</u>
...	...	26,337
...	...	3,70,520
...	...	3,96,857
20,99,781	...	27,67,444
...	...	64,258
...	...	25,48,057
...	3,35,122	3,35,122
<u>20,99,781</u>	<u>3,35,122</u>	<u>57,14,881</u>
<u>20,99,781</u>	<u>3,35,122</u>	<u>61,11,738</u>

## STATEMENT

## DETAILED ACCOUNT OF EXPENDITURE

(Figures in italics represent

Heads

Actuals

Non-Plan

(1)	(2)
	Rs.
<b>C. ECONOMIC SERVICES - Contd</b>	
<b>(d) Irrigation and Flood Control-Concl'd.</b>	
<b>2705. Command Area Development</b>	
800. Other expenditure	...
Total : 2705	...
<b>2711. Flood Control and Drainage</b>	
01. Flood Control	
001. Direction and Administration	(-) 66,40,146 `A'
052. Machinery and Equipment	(-) 64,476 `A'
799. Suspense	50,56,023
800. Other expenditure	2,22,55,588
Total : 01	2,06,06,989
Total : 2711	2,06,06,989
Total : (d) Irrigation and Flood Control	3,80,68,401
<b>(e) Energy</b>	
<b>2801. Power</b>	
01. Hydel Generation	
101. Purchase of Power	14,13,30,000
102. H.E. Schemes	54,789
Total : 01	14,13,84,789
04. Diesel/Gas Power Generation	
001. Direction and Administration	4,13,79,307
052. Machinery and Equipment	`A' (-) 24,70,736
799. Suspense	`A' (-) 6,54,307
800. Other expenditure	3,40,41,276
Total : 04	7,22,95,540
Total : 2801	21,36,80,329

---

`A' Recoveries being more than actual expenditure



## NO. 11

## BY MINOR HEADS - Contd.

charged expenditure)

for 1993-94

Plan	Centrally Spon- sored Plan Schemes (including NEC, Central Plan and Sub-Plan Schemes)	Total
(3)	(4)	(5)
Rs.	Rs.	Rs.
73,70,350	41,63,863	1,15,34,213
<u>73,70,350</u>	<u>41,63,863</u>	<u>1,15,34,213</u>
83,45,122	...	17,04,976
...	...	(-) 64,476
...	...	50,56,023
...	...	2,22,55,588
<u>83,45,122</u>	<u>...</u>	<u>2,89,52,111</u>
<u>83,45,122</u>	<u>...</u>	<u>2,89,52,111</u>
<u>2,42,50,094</u>	<u>44,98,985</u>	<u>6,68,17,480</u>
...	...	14,13,30,000
...	...	54,789
<u>...</u>	<u>...</u>	<u>14,13,84,789</u>
...	...	4,13,79,307
...	...	(-) 24,70,736
...	...	(-) 6,54,307
...	...	3,40,41,276
<u>...</u>	<u>...</u>	<u>7,22,95,540</u>
<u>...</u>	<u>...</u>	<u>21,36,80,329</u>

## STATEMENT

## DETAILED ACCOUNT OF EXPENDITURE

(Figures in italics represent

Heads

Actuals

Non-Plan

(1)	(2)
	Rs.
<b>C. ECONOMIC SERVICES - Contd.</b>	
<b>(e) Energy - Concl'd.</b>	
<b>2810. Non-Conventional Sources of Energy</b>	
01. <i>Bio Energy</i>	
101. National Programme for Bio Gas Development	...
02. <i>Solar</i>	
101. Solar Thermal Energy Programme	...
102. Photovoltaic	...
Total : 02	...
03. <i>Wind</i>	
101. Wind Energy	...
60. <i>Others</i>	
101. Choolah	...
Total : 2810	...
Total : (e) <i>Energy</i>	21,36,80,329
<b>(f) Industry and Minerals</b>	
<b>2851. Village and Small Industries</b>	
001. Direction and Administration	1,74,659
003. Training	49,63,329
004. Research and Development	...
053. Maintenance and Repairs	68,562
101. Industrial Estates	...
102. Small Scale Industries	25,37,359
103. Handloom Industries	34,21,541

NO. 11

BY MINOR HEADS - *Contd.*

charged expenditure)

*for 1993-94*

Plan	Centrally Spon- sored Plan Schemes (including NEC, Central Plan and Sub-Plan Schemes)	Total
(3)	(4)	(5)
Rs.	Rs.	Rs.
8,74,909	...	8,74,909
6,32,447	...	6,32,447
14,49,865	...	14,49,865
<u>29,57,221</u>	<u>...</u>	<u>29,57,221</u>
4,99,181	...	4,99,181
2,08,538	...	2,08,538
<u>36,64,940</u>	<u>...</u>	<u>36,64,940</u>
<u>36,64,940</u>	<u>...</u>	<u>21,73,45,269</u>
2,52,76,962	2,88,991	2,57,40,612
1,03,27,211	...	1,52,90,540
...	2,97,885	2,97,885
...	...	68,562
4,69,318	...	4,69,318
39,36,723	...	64,74,082
1,13,71,242	...	1,47,92,783

## STATEMENT

## DETAILED ACCOUNT OF EXPENDITURE

(Figures in italics represent

Heads

Actuals

Non-Plan

(1)

(2)

Rs.

**C. ECONOMIC SERVICES - Contd.****(f) Industry and Minerals - Concl'd.****2851. Village and Small Industries - Concl'd.**

104. Handicraft Industries	4,51,397
105. Khadi and Village Industries	6,50,000
107. Sericulture Industries	1,67,54,290
108. Powerloom Industries	617
109. Monitoring and Evaluation	...
800. Other expenditure	1,22,29,424

Total : 2851

4,12,51,178

**2852. Industries**

08. Consumer Industries	
201. Sugar	6,58,216
80. General	
800. Other expenditure	...

Total : 2852

6,58,216

**2853. Non-ferrous Mining and Metallurgical Industries**

02. Regulation and Development of Mines	
001. Direction and Administration	36,12,038
003. Training	...
004. Research and Development	...
101. Survey and Mapping	...
102. Mineral Exploration	...

Total : 01

36,12,038

Total : 2853

36,12,038

Total : (f) Industry  
and Minerals

4,55,21,432

## NO. 11

## BY MINOR HEADS - Contd.

charged expenditure)

for 1993-94

Plan (3) Rs.	Centrally Spon- sored Plan Schemes (including NEC, Central Plan and Sub-Plan Schemes) (4) Rs.	Total (5) Rs.
9,80,336	...	14,31,733
12,00,000	...	18,50,000
1,74,49,488	...	3,42,03,778
...	...	617
8,20,614	...	8,20,614
...	...	1,22,29,424
<u>7,18,31,894</u>	<u>5,86,876</u>	<u>11,36,69,948</u>
11,45,939	...	18,04,155
30,00,000	...	30,00,000
<u>41,45,939</u>	<u>...</u>	<u>48,04,155</u>
1,61,372	...	37,73,410
3,00,000	...	3,00,000
2,30,476	...	2,30,476
4,78,256	...	4,78,256
3,08,970	...	3,08,970
<u>14,79,074</u>	<u>...</u>	<u>50,91,112</u>
<u>14,79,074</u>	<u>...</u>	<u>50,91,112</u>
<u>7,74,56,907</u>	<u>5,86,876</u>	<u>12,35,65,215</u>

## STATEMENT

## DETAILED ACCOUNT OF EXPENDITURE

(Figures in italics represent

Heads

Actuals

Non-Plan

(1)

(2)

Rs.

**C. ECONOMIC SERVICES - Contd.****(g) Transport****3054. Roads and Bridges**03. *State Highways*

102. Bridge Works

337. Road Works

4,60,219

84,28,582

Total : 03

88,88,801

04. *District and Other Roads*

102. Bridge Works

337. Road Works

1,03,896

1,25,41,887

Total : 04

1,26,45,783

80. *General*

001. Direction and Administration

052. Machinery and Equipment

799. Suspense

800. Other expenditure

26,85,775

1,17,16,404

56,55,988

3,81,355

Total : 80

2,04,39,522

Total : 3054

4,19,74,106

**3055. Transport**

001. Direction and Administration

...

Total : 3055

...

Total : (g) Transport

4,19,74,106

**(i) Science, Technology and Environment****3425. Other Scientific Research**60. *Others*

001. Direction and Administration

004. Research and Development

...

...

Total : 60

...

Total : 3425

...

NO. 11

BY MINOR HEADS - Contd.

charged expenditure)

for 1993-94

Plan	Centrally Spon- sored Plan Schemes (including NEC, Central Plan and Sub-Plan Schemes)	Total
(3)	(4)	(5)
Rs.	Rs.	Rs.
...	...	4,60,219
...	...	84,28,582
...	...	88,88,801
...	...	1,03,896
...	...	1,25,41,887
...	...	1,26,45,783
2,19,36,649	...	2,46,22,424
...	...	1,17,16,404
...	...	56,55,988
...	...	3,81,355
2,19,36,649	...	4,23,76,171
2,19,36,649	...	6,39,10,755
10,18,512	...	10,18,512
10,18,512	...	10,18,512
2,29,55,161	...	6,49,29,267
18,13,757	...	18,13,757
40,76,606	...	40,76,606
58,90,363	...	58,90,363
58,90,363	...	58,90,363

## STATEMENT

## DETAILED ACCOUNT OF EXPENDITURE

(Figures in italics represent

Heads

*Actuals*

Non-Plan

(1)

(2)

Rs.

**C. ECONOMIC SERVICES - Contd.****(i) Science, Technology and Environment - Concl'd.****3435. Ecology and Environment**03. *Environmental Research and Ecological Regeneration*003. *Environmental Education/ Training/Extension*

...

Total : 3435

...

Total : *(i) Science, Technology and Environment*

...

**(j) General Economic Services****3451. Secretariat -Economic Services**090. *Secretariat*

2,58,065

092. *Other Offices*

55,27,161

102. *District Planning Machinery*

...

Total : 3451

57,85,226

**3452. Tourism**01. *Tourist Infrastructure*103. *Tourist Accommodation*

7,19,951

800. *Other expenditure*

...

Total : 01

7,19,951



## NO. 11

## BY MINOR HEADS - Contd.

charged expenditure)

for 1993-94

Plan	Centrally Spon- sored Plan Schemes (including NEC, Central Plan and Sub-Plan Schemes)	Total
(3)	(4)	(5)
Rs.	Rs.	Rs.
18,57,638	25,000	18,82,638
<u>18,57,638</u>	<u>25,000</u>	<u>18,82,638</u>
77,48,001	25,000	77,73,001
<u>77,48,001</u>	<u>25,000</u>	<u>77,73,001</u>
...	...	2,58,065
1,33,60,246	...	1,88,87,407
10,95,000	...	10,95,000
<u>1,44,55,246</u>	<u>...</u>	<u>2,02,40,472</u>
...	...	7,19,951
11,89,502	...	11,89,502
<u>11,89,502</u>	<u>...</u>	<u>19,09,453</u>

## STATEMENT

## DETAILED ACCOUNT OF EXPENDITURE

(Figures in italics represent

*Heads**Actuals*Non-Plan

(1)

(2)

Rs.

**C. ECONOMIC SERVICES - Contd.****(j) General Economic Services- Contd.****3452. Tourism - Concl'd.***80. General*

001. Direction and Administration	10,99,474
104. Promotion and Publicity	...
800. Other expenditure	15,28,103

Total:80	26,27,577
----------	-----------

Total : 3452	33,47,528
--------------	-----------

**3454. Census Surveys and Statistics***01. Census*

001. Direction and Administration	1,08,36,575
101. Computerisation of Census Data	...

Total : 01	1,08,36,575
------------	-------------

*02. Surveys and Statistics*

201. National Sample Survey Organisation	26,07,967
203. Computer Services	...
205. Statistical Agency	...
800. Other expenditure	...

Total : 02	26,07,967
------------	-----------

Total : 3454	1,34,44,542
--------------	-------------

**3475. Other General Economic Services**

106. Regulation of Weights and Measures	31,27,348
107. Regulations of Markets	12,17,041

Total : 3475	43,44,389
--------------	-----------

NO. 11

BY MINOR HEADS - *Contd.*

charged expenditure)

*for 1993-94*

Plan	Centrally Spon- sored Plan Schemes (including NEC, Central Plan and Sub-Plan Schemes)	Total
(3)	(4)	(5)
Rs.	Rs.	Rs.
17,68,297	...	28,67,771
...	7,17,635	7,17,635
...	...	15,28,103
<hr/> 17,68,297	<hr/> 7,17,635	<hr/> 51,13,509
<hr/> 29,57,799	<hr/> 7,17,635	<hr/> 70,22,962
...	...	1,08,36,575
...	4,62,216	4,62,216
...	4,62,216	1,12,98,791
7,99,000	...	34,06,967
1,86,000	...	1,86,000
16,11,301	...	16,11,301
6,02,344	...	6,02,344
<hr/> 31,98,645	<hr/> ...	<hr/> 58,06,612
<hr/> 31,98,645	<hr/> 4,62,216	<hr/> 1,71,05,403
5,55,460	...	36,82,808
...	...	12,17,041
<hr/> 5,55,460	<hr/> ...	<hr/> 48,99,849

## STATEMENT

## DETAILED ACCOUNT OF EXPENDITURE

(Figures in italics represent

Heads

Actuals

Non-Plan

(1)

(2)

Rs.

**C. ECONOMIC SERVICES - Concl'd.****(j) General Economic Services- Concl'd.**Total : (j) General  
Economic Services

2,69,21,685

**TOTAL : C. ECONOMIC SERVICES**

60,07,41,712

**TOTAL : EXPENDITURE HEADS  
(REVENUE ACCOUNT)**50,36,27,260  
2,88,51,76,862**EXPENDITURE HEADS  
(CAPITAL ACCOUNT)****A. CAPITAL ACCOUNT OF  
GENERAL SERVICES**4059. Capital Outlay on  
Public Works

...

**TOTAL : A. CAPITAL ACCOUNT  
OF GENERAL SERVICES**

...

**B. CAPITAL ACCOUNT OF  
SOCIAL SERVICES**(a) Capital Account of  
Education, Sports,  
Art and Culture4202. Capital Outlay on  
Education, Sports,  
Art and Culture

25,89,767

Total : (a) Capital Account  
of Education, Sports, Art and  
Culture

25,89,767

NO. 11

BY MINOR HEADS - Contd.

charged expenditure)

for 1993-94

Plan	Centrally Spon- sored Plan Schemes (including NEC, Central Plan and Sub-Plan Schemes)	Total
(3)	(4)	(5)
Rs.	Rs.	Rs.
2,11,67,150	11,79,851	4,92,68,686
<u>39,90,66,601</u>	<u>10,78,98,060</u>	<u>1,10,77,06,373</u>
69,70,69,053	29,43,37,885	4,38,02,11,060
<u>4,33,06,618</u>	<u>...</u>	<u>4,33,06,618</u>
<u>4,33,06,618</u>	<u>...</u>	<u>4,33,06,618</u>
1,55,17,397	...	1,81,07,164
<u>1,55,17,397</u>	<u>...</u>	<u>1,81,07,164</u>

## STATEMENT

## DETAILED ACCOUNT OF EXPENDITURE

(Figures in italics represent

Heads

Actuals

Non-Plan

(1)	(2)
	Rs.
<b>B. CAPITAL ACCOUNT OF SOCIAL SERVICES - Contd.</b>	
<b>(b) Capital Account of Health and Family Welfare</b>	
4210. Capital Outlay on Medical and Public Health	...
4211. Capital Outlay on Family Welfare	...
Total : <b>(b) Capital Account of Health and Family Welfare</b>	...
<b>(c) Capital Account of Water Supply, Sanitation, Housing and Urban Development</b>	
4215. Capital Outlay on Water Supply and Sanitation	...
4216. Capital Outlay on Housing	...
4217. Capital Outlay on Urban Development	...
Total : <b>(c) Capital Account of Water Supply, Sanitation, Housing and Urban Development</b>	...
<b>(g) Capital Account of Social Welfare and Nutrition</b>	
4235. Capital Outlay on Social Security and Welfare	...
Total : <b>(g) Capital Account of Social Welfare and Nutrition</b>	...

NO. 11

BY MINOR HEADS - *Contd.*

charged expenditure)

for 1993-94

Plan	Centrally Spon- sored Plan Schemes (including NEC, Central Plan and Sub-Plan Schemes)	Total
(3)	(4)	(5)
Rs.	Rs.	Rs.
89,93,453	...	89,93,453
...	15,17,193	15,17,193
<u>89,93,453</u>	<u>15,17,193</u>	<u>1,05,10,646</u>
10,49,72,994	3,11,80,165	13,61,53,159
2,43,38,105	...	2,43,38,105
56,76,838	1,31,16,000	1,87,92,838
<u>13,49,87,937</u>	<u>4,42,96,165</u>	<u>17,92,84,102</u>
8,34,289	...	8,34,289
<u>8,34,289</u>	<u>...</u>	<u>8,34,289</u>

## STATEMENT

## DETAILED ACCOUNT OF EXPENDITURE

(Figures in italics represent

Heads

*Actuals*

---

Non-Plan

(1)

(2)

Rs.

**B. CAPITAL ACCOUNT OF  
SOCIAL SERVICES - Concl'd****(h) Capital Account of  
Other Social Services**4250. Capital Outlay on  
other Social Services

...

**Total : (h) Capital  
Account of Other****Social Services**

---

...**TOTAL : B. CAPITAL ACCOUNT  
OF SOCIAL SERVICES**

---

25,89,767

---

**C. CAPITAL ACCOUNT OF  
ECONOMIC SERVICES****(a) Capital Account of  
Agriculture and Allied  
Activities**4401. Capital Outlay on  
Crop Husbandry

10,34,847

4402. Capital Outlay on Soil  
and Water Conservation

...

4403. Capital Outlay on  
Animal Husbandry

...

4405. Capital Outlay on  
Fisheries

...



NO. 11

BY MINOR HEADS - Contd.

charged expenditure)

for 1993-94

Plan	Centrally Spon- sored Plan Schemes (including NEC, Central Plan and Sub-Plan Schemes)	Total
(3)	(4)	(5)
Rs.	Rs.	Rs.
17,28,936	...	17,28,936
<u>17,28,936</u>	<u>...</u>	<u>17,28,936</u>
<u>16,20,62,012</u>	<u>4,58,13,358</u>	<u>21,04,65,137</u>

4,62,411	...	14,97,258
22,36,624		22,36,624
16,06,108	...	16,06,108
12,92,084	...	12,92,084

## STATEMENT

## DETAILED ACCOUNT OF EXPENDITURE

(Figures in italics represent

<i>Heads</i>	<u>Actuals</u>
(1)	Non-Plan
(1)	(2)
	Rs.
<b>C. CAPITAL ACCOUNT OF ECONOMIC SERVICES - Contd</b>	
<b>(a) Capital Account of Agriculture and Allied Activities - Concl'd.</b>	
4408. Capital Outlay on Food Storage and Warehousing	12,38,617
4415. Capital Outlay on Agricultural Research and Education	...
4416. Investment in Agricultural Financial Institutions	...
4425. Capital Outlay on Co-operation	...
<b>Total:(a) Capital Account of Agriculture and Allied Activities</b>	<hr/> 22,73,464 <hr/>
<b>(c) Capital Account of Special Areas Programmes</b>	
4552. Capital Outlay on North Eastern Areas	...
<b>Total:(c) Capital Account of Special Areas Programmes</b>	<hr/> ... <hr/>
<b>(d) Capital Account of Irrigation and Flood Control</b>	
4701. Capital Outlay on Major and Medium Irrigation	...
4702. Capital Outlay on Irrigation	...
4711. Capital Outlay on Flood Control Projects	...
<b>Total:(d) Capital Account of Irrigation and Flood Control</b>	<hr/> ... <hr/>

NO. 11

BY MINOR HEADS - Contd.

charged expenditure)

for 1993-94

Plan (3) Rs.	Centrally Spon- sored Plan Schemes (including NEC, Central Plan and Sub-Plan Schemes) (4) Rs.	Total (5) Rs.
3,76,234	...	16,14,851
40,13,000	...	40,13,000
1,91,000	...	1,91,000
8,40,000	59,75,000	68,15,000
<u>1,10,17,461</u>	<u>59,75,000</u>	<u>1,92,65,925</u>
...	5,74,12,760	5,74,12,760
...	5,74,12,760	5,74,12,760
25,74,04,450	...	25,74,04,450
4,23,02,540	...	4,23,02,540
3,28,29,557	...	3,28,29,557
<u>33,25,36,547</u>	<u>...</u>	<u>33,25,36,547</u>

## STATEMENT

## DETAILED ACCOUNT OF EXPENDITURE

(Figures in italics represent

<i>Heads</i>	<i>Actuals</i>
	<u>Non-Plan</u>
(1)	(2)
	Rs.
<b>C. CAPITAL ACCOUNT OF</b>	
<b><i>ECONOMIC SERVICES - Contd.</i></b>	
<b>(e) Capital Account of Energy</b>	
4801. Capital Outlay on Power Projects	...
<b>Total: (e) Capital Account of Energy</b>	<hr/> ... <hr/>
<b>(f) Capital Account of Industry and Minerals</b>	
4851. Capital outlay on Village and Small Industries	...
4852. Capital Outlay on Industries	...
4853. Capital Outlay on Non Ferrous Mining and Metallurgical Industries	...
4854. Capital Outlay on Cement and Non-metallic Mineral Industries	...
4859. Capital Outlay on Telecommunication and Electronic Industries	...
4860. Capital Outlay on Consumer Industries	...
4885. Capital Outlay on Industries and Minerals	...
<b>Total : (f) Capital Account of Industry and Minerals</b>	<hr/> ... <hr/>
<b>(g) Capital Account of Transport</b>	
5054. Capital Outlay on Roads and Bridges	7,75,389
5055. Capital Outlay on Road Transport	...
<b>Total: (g) Capital Account of Transport</b>	<hr/> 7,75,389 <hr/>

NO. 11

BY MINOR HEADS - Contd.

charged expenditure)

for 1993-94

Plan (3) Rs.	Centrally Spon- sored Plan Schemes (including NEC, Central Plan and Sub-Plan Schemes) (4) Rs.	Total (5) Rs.
32,30,12,390	...	32,30,12,390
<u>32,30,12,390</u>	<u>...</u>	<u>32,30,12,390</u>
77,73,691	...	77,73,691
4,00,000	...	4,00,000
2,26,945	...	2,26,945
3,00,000	...	3,00,000
24,40,000	...	24,40,000
57,00,000	...	57,00,000
15,00,000	...	15,00,000
<u>1,83,40,636</u>	<u>...</u>	<u>1,83,40,636</u>
15,94,60,019	...	16,02,35,408
2,03,44,913	...	2,03,44,913
<u>17,98,04,932</u>	<u>...</u>	<u>18,05,80,321</u>

## STATEMENT

## DETAILED ACCOUNT OF EXPENDITURE

(Figures in italics represent

Heads

Actuals

Non-Plan

(1)	(2)
	Rs.
<b>C. CAPITAL ACCOUNT OF ECONOMIC SERVICES - Concl'd.</b>	
<i>(i) Capital Account of Science     Technology and Environment</i>	
5425. Capital Outlay on other Scientific and Environment Research	...
Total : <i>(i) Capital Account     of Science Technology and Environment</i>	<u>...</u>
<i>(j) Capital Account of General     Economic Services</i>	
5452. Capital Outlay on Tourism	...
Total : <i>(j) Capital Account     of General Economic Services</i>	<u>...</u>
<b>TOTAL : C. CAPITAL ACCOUNT OF ECONOMIC SERVICES</b>	<u>30,48,853</u>
<b>TOTAL:EXPENDITURE HEADS (CAPITAL ACCOUNT)</b>	<u>56,38,620</u>
<b>GRAND TOTAL :</b>	<u>50,36,27,260</u> <u>2,89,08,15,482</u>

NO. 11

BY MINOR HEADS - *Concl'd.*

charged expenditure)

*for 1993-94*

Plan	Centrally Spon- sored Plan Schemes (including NEC, Central Plan and Sub-Plan Schemes)	Total
(3)	(4)	(5)
Rs.	Rs.	Rs.
<u>4,99,632</u>	<u>...</u>	<u>4,99,632</u>
<u>4,99,632</u>	<u>...</u>	<u>4,99,632</u>
<u>39,07,513</u>	<u>...</u>	<u>39,07,513</u>
<u>39,07,513</u>	<u>...</u>	<u>39,07,513</u>
<u>86,91,19,111</u>	<u>6,33,87,760</u>	<u>93,55,55,724</u>
<u>1,07,44,87,741</u>	<u>10,92,01,118</u>	<u>1,18,93,27,479</u>
<u>1,77,15,56,794</u>	<u>40,35,39,003</u>	<u>5,56,95,38,539</u>

**STATEMENT**  
**DETAILED STATEMENT OF CAPITAL EXPENDITURE**

Nature of expenditure

Expenditure

Non-Plan

(1)

(2)  
Rs.**A. CAPITAL ACCOUNT OF GENERAL SERVICES****4059. Capital Outlay on Public Works***01. Office Buildings*

101. Construction-General Pool Accommodation	...
201. Acquisition of Land	...
800. Other expenditure	...

Total : *01. Office Buildings**60. Other Buildings*

051. Construction	...
<i>80. General</i>	
001. Direction and Administration	...
800. Other expenditure	...

Total : *80 General*

Total : 4059

**4070. Capital Outlay on Other  
Administrative Services**

003. Training	...
800. Other expenditure	...

Total : 4070

**TOTAL : A. CAPITAL ACCOUNT OF GENERAL  
SERVICES****B. CAPITAL ACCOUNT OF SOCIAL SERVICES****(a) Capital Account of Education,  
Sports, Art and Culture****4202. Capital Outlay on Education,  
Sports, Art and Culture***01. General Education*

201. Elementary Education	...
202. Secondary Education	8,74,417
203. University and Higher Education	...
600. General	...
800. Other expenditure	...

Total : *01. General Education*

8,74,417



NO. 12  
DURING AND TO END OF THE YEAR 1993-94  
during the year

Plan	Centrally Spon- sored Plan Schemes including NEC, Central Plan and Sub-Plan Schemes	Total	Expenditure to end of the year
(3) Rs.	(4) Rs.	(5) Rs.	(6) Rs.
3,95,27,618	...	3,95,27,618	21,59,64,053
...	...	...	1,06,52,641
...	...	...	2,82,45,149
<u>3,95,27,618</u>	<u>...</u>	<u>3,95,27,618</u>	<u>25,48,61,843</u>
37,79,000	...	37,79,000	26,17,47,770
...	...	...	1,36,87,046
...	...	...	10,38,90,857
<u>37,79,000</u>	<u>...</u>	<u>37,79,000</u>	<u>37,93,25,673</u>
<u>4,33,06,618</u>	<u>...</u>	<u>4,33,06,618</u>	<u>63,41,87,516</u>
...	...	...	49,29,178
...	...	...	14,97,819
<u>...</u>	<u>...</u>	<u>...</u>	<u>64,26,997</u>
<u>4,33,06,618</u>	<u>...</u>	<u>4,33,06,618</u>	<u>64,06,14,513</u>
18,59,996	...	18,59,996	13,16,95,589
6,47,926	...	15,22,343	7,07,43,923
21,70,140	...	21,70,140	3,92,32,995
(-) 11,45,570 'A'	...	(-) 11,45,570	56,58,552
...	...	...	4,27,07,865
<u>35,32,492</u>	<u>...</u>	<u>44,06,909</u>	<u>29,00,38,924</u>

'A' Recoveries being more than actual expenditure

**STATEMENT**  
**DETAILED STATEMENT OF CAPITAL EXPENDITURE**

Nature of expenditure

Expenditure

Non-Plan

(1)

(2)

Rs.

**B. CAPITAL ACCOUNT OF SOCIAL SERVICES - Contd.**

**(a) Capital Account of Education,**

**Sports, Art and Culture - Concl'd.**

**4202. Capital Outlay on Education,**

**Sports, Art and Culture - Concl'd.**

02. Technical Education

105. Engineering/Technical Colleges  
and Institutes

...

800. Other expenditure

...

Total : 02. Technical Education

...

03. Sports and Youth Services

Sports Stadia

101. Youth Hostels

...

800. Other expenditure

...

Total : 03. Sports and Youth Service

Sports Stadia

...

04. Art and Culture

104. Archives

...

800. Other expenditure

17,15,350

Contribution to Manipur Film Development  
Corporation Limited

...

Total : 04. Art and Culture

17,15,350

Total : 4202

25,89,767

Total : (a) Capital Account of  
Education, Sports,  
Art and Culture

25,89,767

NO. 12  
 DURING AND TO END OF THE YEAR 1993-94 - Contd  
 during the year

Plan	Centrally Spon- sored Plan Schemes including NEC, Central Plan and Sub-Plan Schemes	Total	Expenditure to end of the year
(3) Rs.	(4) Rs.	(5) Rs.	(6) Rs.
24,95,728	...	24,95,728	1,48,92,050
...	...	...	1,92,20,814
<u>24,95,728</u>	<u>...</u>	<u>24,95,728</u>	<u>3,41,12,864</u>
1,05,657	...	1,05,657	4,23,67,064
89,27,892	...	89,27,892	5,79,79,408
<u>90,33,549</u>	<u>...</u>	<u>90,33,549</u>	<u>10,03,46,472</u>
2,01,496	...	2,01,496	18,07,694
2,54,132	...	19,69,482	58,50,144
...	...	...	27,00,000
<u>4,55,628</u>	<u>...</u>	<u>21,70,978</u>	<u>1,03,57,820</u>
<u>1,55,17,397</u>	<u>...</u>	<u>1,81,07,164</u>	<u>43,48,56,098</u>
<u>1,55,17,397</u>	<u>...</u>	<u>1,81,07,164</u>	<u>43,48,56,098</u>

**STATEMENT**  
**DETAILED STATEMENT OF CAPITAL EXPENDITURE**

Nature of expenditure

Expenditure

Non-Plan

(1)

(2)

Rs.

**B. CAPITAL ACCOUNT OF SOCIAL SERVICES - Contd.**

*(b) Capital Account of  
Health and Family Welfare*

**4210. Capital Outlay on Medical  
and Public Health**

*01. Urban Health Services*

110. Hospital and Dispensaries

...

800. Other expenditure

...

Total : *01. Urban Health Services*

...

*02. Rural Health Services*

101. Health Sub-Centres

...

103. Primary Health Centres

...

104. Community Health Centre

...

800. Other expenditure

...

Total : *02. Rural Health Services*

...

*80. General*

110. Hospital and Dispensaries

...

800. Other expenditure

...

Total : *80. General*

...

Total : **4210**

...

**4211. Capital Outlay on Family Welfare**

101. Rural Family Welfare Services

...

102. Urban Family Welfare Services

...

103. Maternity and child Health

...

800. Other expenditure

...

Total: **4211**

...

Total : *(b) Capital Account of  
Health and Family Welfare*

...

NO. 12  
DURING AND TO END OF THE YEAR 1993-94 - Contd  
during the year

Plan	Centrally Spon- sored Plan Schemes including NEC, Central Plan and Sub-Plan Schemes	Total	Expenditure to end of the year
(3) Rs.	(4) Rs.	(5) Rs.	(6) Rs.
...	...	...	52,64,869
...	...	...	8,09,00,648
...	...	...	8,61,65,517
17,62,692	...	17,62,692	92,29,119
32,06,122	...	32,06,122	1,41,49,615
11,04,853	...	11,04,853	66,39,744
...	...	...	1,51,92,051
60,73,667	...	60,73,667	4,52,10,529
3,11,555	...	3,11,555	3,53,461
26,08,231	...	26,08,231	2,81,69,960
29,19,786	...	29,19,786	2,85,23,421
89,93,453	...	89,93,453	15,98,99,467
...	11,98,093	11,98,093	89,31,423
...	2,85,575	2,85,575	1,35,24,891
...	33,525	33,525	10,46,669
...	...	...	34,75,187
...	15,17,193	15,17,193	2,69,78,170
89,93,453	15,17,193	1,05,10,646	18,68,77,637

**STATEMENT**  
**DETAILED STATEMENT OF CAPITAL EXPENDITURE**

Nature of expenditure

Expenditure

Non-Plan

(1)

(2)

Rs.

**B. CAPITAL ACCOUNT OF SOCIAL SERVICES - Contd.**

**(c) Capital Account of  
Water Supply, Sanitation, Housing  
and Urban Development**

**4215. Capital Outlay on Water Supply  
and Sanitation**

*01. Water Supply*

101. Urban Water Supply

...

102. Rural Water Supply

...

800. Other expenditure

...

Total : *01. Water Supply*

...

*02. Sewerage and Sanitation*

101. Urban Sanitation Services

...

102. Rural Sanitation Services

...

106. Sewerage Services

...

800. Other expenditure

...

Total : *02 Sewerage and Sanitation*

...

Total : **4215**

...

**4216. Capital Outlay on Housing**

*01. Government Residential Buildings*

106. General Pool Accommodation

...

107. Police Housing

...

700. Other Housing

...

Total : *01. Government Residential  
Buildings*

...

NO. 12  
DURING AND TO END OF THE YEAR 1993-94 - Contd  
during the year

Plan	Centrally Spon- sored Plan Schemes including NEC, Central Plan and Sub-Plan Schemes	Total	Expenditure to end of the year
(3) Rs.	(4) Rs.	(5) Rs.	(6) Rs.
2,50,69,409	...	2,50,69,409	38,35,72,617
6,03,65,679	3,06,61,064	9,10,26,743	1,19,27,16,739
16,64,361	...	16,64,361	7,66,72,688
<u>8,70,99,449</u>	<u>3,06,61,064</u>	<u>11,77,60,513</u>	<u>1,65,29,62,044</u>
1,02,03,288	...	1,02,03,288	3,98,56,603
52,43,757	5,19,101	57,62,858	1,83,82,636
...	...	...	1,09,51,066
24,26,500	...	24,26,500	1,28,75,214
<u>1,78,73,545</u>	<u>5,19,101</u>	<u>1,83,92,646</u>	<u>8,20,65,519</u>
<u>10,49,72,994</u>	<u>3,11,80,165</u>	<u>13,61,53,159</u>	<u>1,73,50,27,563</u>
1,99,01,762	...	1,99,01,762	31,82,96,480
...	...	...	4,36,49,150
44,36,343	...	44,36,343	6,23,77,237
<u>2,43,38,105</u>	<u>...</u>	<u>2,43,38,105</u>	<u>42,43,22,867</u>

STATEMENT  
DETAILED STATEMENT OF CAPITAL EXPENDITURE  
Expenditure

Nature of expenditure

Non-Plan

	(1)	(2) Rs.
<b>B. CAPITAL ACCOUNT OF SOCIAL SERVICES - Contd.</b>		
<b>(c) Capital Account of Water Supply, Sanitation, Housing and Urban Development - Concl'd.</b>		
<b>4216. Capital Outlay on Housing -Concl'd.</b>		
80. General		
190. Investment in Public Sector and Other Undertakings - 9th Finance Commission		...
		<hr/>
Total : 4216		...
		<hr/>
<b>4217. Capital Outlay on Urban Development</b>		
01. State Capital Development		
800. Other expenditure		...
		<hr/>
Total : 4217		...
		<hr/>
Total : (c) Capital Account of Water Supply, Sanitation, Housing and Urban Development		...
		<hr/>
<b>(d) Capital Account of Information and Broadcasting</b>		
<b>4220. Capital Outlay on Information and Publicity</b>		
60. Others		
101. Buildings		...
		<hr/>
Total : 4220		...
		<hr/>
Total : (d) Capital Account of Information and Broadcasting		...
		<hr/>



NO. 12

DURING AND TO END OF THE YEAR 1993-94 - Contd  
during the year

<i>Plan</i>	<i>Centrally Spon- sored Plan Schemes including NEC, Central Plan and Sub-Plan Schemes</i>	<i>Total</i>	<i>Expenditure to end of the year</i>
(3) Rs.	(4) Rs.	(5) Rs.	(6) Rs.
...	...	...	24,33,150
<u>2,43,38,105</u>	...	<u>2,43,38,105</u>	<u>42,67,56,017</u>
56,76,838	1,31,16,000	1,87,92,838	12,28,54,750
<u>56,76,838</u>	<u>1,31,16,000</u>	<u>1,87,92,838</u>	<u>12,28,54,750</u>
<u>13,49,87,937</u>	<u>4,42,96,165</u>	<u>17,92,84,102</u>	<u>2,28,46,38,330</u>
...	...	...	15,77,818
<u>...</u>	<u>...</u>	<u>...</u>	<u>15,77,818</u>
<u>...</u>	<u>...</u>	<u>...</u>	<u>15,77,818</u>

**STATEMENT**  
**DETAILED STATEMENT OF CAPITAL EXPENDITURE**

Nature of expenditure	Expenditure
	Non-Plan
(1)	(2) Rs.
<b>B. CAPITAL ACCOUNT OF SOCIAL SERVICES - Contd.</b>	
<b>(e) Capital Account of Welfare of Scheduled Castes, Scheduled Tribes and Other Backward classes</b>	
<b>4225. Capital Outlay on Welfare of Scheduled Castes, Scheduled Tribes and other Backward Classes</b>	
02. Welfare of Scheduled Tribes	
190. Investment in Public Sector and Other Undertakings - Investment in Manipur Tribal Development Corporation Limited	...
800. Other expenditure	...
	...
Total : 02 Welfare of Scheduled Tribes	...
	...
Total : 4225	...
	...
Total : (e) Capital Account of Welfare of Scheduled Castes, Scheduled Tribes and Other Backward classes	...
	...
<b>(g) Capital Account of Social Welfare and Nutrition</b>	
<b>4235. Capital Outlay on Social Security and Welfare</b>	
02. Social Welfare	
101. Welfare of handicapped	...
102. Child Welfare	...
103. Women's Welfare	...
104. Welfare of aged, infirm and destitute	...
800. Other expenditure	...
	...
Total : 02 Social Welfare	...
	...
Total : 4235	...
	...
Total : (g) Capital Account of Social Welfare and Nutrition	...
	...

NO. 12  
DURING AND TO END OF THE YEAR 1993-94 - Contd  
during the year

Plan	Centrally Spon- sored Plan Schemes including NEC, Central Plan and Sub-Plan Schemes	Total	Expenditure to end of the year
(3)	(4)	(5)	(6)
Rs.	Rs.	Rs.	Rs.
...	...	...	20,00,000
...	...	...	96,83,359
...	...	...	1,16,83,359
...	...	...	1,16,83,359
...	...	...	1,16,83,359
...	...	...	6,60,319
...	...	...	4,16,003
...	...	...	4,33,438
...	...	...	14,53,450
8,34,289	...	8,34,289	1,08,75,066
8,34,289	...	8,34,289	1,38,38,276
8,34,289	...	8,34,289	1,38,38,276
8,34,289	...	8,34,289	1,38,38,276

STATEMENT  
DETAILED STATEMENT OF CAPITAL EXPENDITURE  
Expenditure

Nature of expenditure	Non-Plan
(1)	(2) Rs.
<b>B. CAPITAL ACCOUNT OF SOCIAL SERVICES - Concl'd.</b>	
<b>(h) Capital Account of Other Social Services</b>	
<b>4250. Capital Outlay on other Social Services</b>	
800. Other expenditure - Industrial Training Institute	...
	<hr/>
Total : 4250	...
	<hr/>
Total : (h) Capital Account of Other Social Services	...
	<hr/>
<b>TOTAL : B. CAPITAL ACCOUNT OF SOCIAL SERVICES</b>	25,89,767
	<hr/>
<b>C. CAPITAL ACCOUNT OF ECONOMIC SERVICES</b>	
<b>(a) Capital Account of Agriculture and Allied Activities</b>	
<b>4401. Capital Outlay on Crop Husbandry</b>	
103. Seeds	10,93,335
104. Agricultural Farms	...
105. Manures and Fertilizers	(-) 7,79,435 'A'
107. Plant Protection	20,620
119. Horticulture and Vegetable Crops	...
190. Investments in Public Sector and Other Undertakings - Investments in Manipur Plantation Crops Corporation Limited	...
800. Other expenditure	7,00,327
901. Deduct - Receipts and Recoveries on Capital Account	...
	<hr/>
Total : 4401	10,34,847
	<hr/>

'A' Recoveries being more than actual expenditure

NO. 12  
DURING AND TO END OF THE YEAR 1993-94 - Contd  
during the year

<i>Plan</i>	<i>Centrally Spon- sored Plan Schemes including NEC, Central Plan and Sub-Plan Schemes</i>	<i>Total</i>	<i>Expenditure to end of the year</i>
(3) Rs.	(4) Rs.	(5) Rs.	(6) Rs.
17,28,936	...	17,28,936	93,12,458
17,28,936	...	17,28,936	93,12,458
17,28,936	...	17,28,936	93,12,458
16,20,62,012	4,58,13,358	21,04,65,137	2,94,27,83,976
...	...	10,93,335	3,30,59,007
...	...	...	3,46,92,658
...	...	(-) 7,79,435	6,52,67,468
...	...	20,620	1,13,92,621
...	...	...	29,78,528
...	...	...	34,00,000
4,62,411	...	11,62,738	79,06,468
...	...	...	- 5,94,11,762
4,62,411	...	14,97,258	9,92,84,988

**STATEMENT**  
**DETAILED STATEMENT OF CAPITAL EXPENDITURE**

Nature of expenditure	Expenditure
	Non-Plan
(1)	(2) Rs.
<b>C. CAPITAL ACCOUNT OF ECONOMIC SERVICES - Contd.</b>	
<b>(a) Capital Account of Agriculture and Allied Activities - Contd.</b>	
<b>4402. Capital Outlay on Soil and Water Conservation</b>	
102. Soil Conservation	...
800. Other expenditure	...
	...
Total : <b>4402</b>	...
<b>4403. Capital Outlay on Animal Husbandry</b>	
800. Other expenditure	...
	...
Total : <b>4403</b>	...
<b>4404. Capital Outlay on Dairy Development</b>	
102. Dairy Development Projects	...
800. Other expenditure	...
	...
Total : <b>4404</b>	...
<b>4405. Capital Outlay on Fisheries</b>	
101. Inland Fisheries	...
800. Other expenditure	...
	...
Total : <b>4405</b>	...
<b>4406. Capital Outlay on Forestry and Wild Life</b>	
02. Environmental Forestry and Wild Life	
112. Public Gardens	...
800. Other expenditure	...
Deduct Recovery	...
	...
Total : 02. Environmental Forestry and Wild Life	...
Total : <b>4406</b>	...

NO. 12  
DURING AND TO END OF THE YEAR 1993-94 - Contd  
during the year

<i>Plan</i>	<i>Centrally Spon- sored Plan Schemes including NEC, Central Plan and Sub-Plan Schemes</i>	<i>Total</i>	<i>Expenditure to end of the year</i>
(3) Rs.	(4) Rs.	(5) Rs.	(6) Rs.
...	...	...	1,54,75,917
22,36,624	...	22,36,624	16,73,95,827
<hr/> 22,36,624	<hr/> ...	<hr/> 22,36,624	<hr/> 18,28,71,744
16,06,108	...	16,06,108	5,06,70,428
<hr/> 16,06,108	<hr/> ...	<hr/> 16,06,108	<hr/> 5,06,70,428
...	...	...	90,27,768
...	...	...	8,48,502
<hr/> ...	<hr/> ...	<hr/> ...	<hr/> 98,76,270
12,92,084	...	12,92,084	1,27,86,953
...	...	...	1,08,77,029
<hr/> 12,92,084	<hr/> ...	<hr/> 12,92,084	<hr/> 2,36,63,982
...	...	...	4,46,301
...	...	...	2,96,078
...	...	...	(-) 525
<hr/> ...	<hr/> ...	<hr/> ...	<hr/> 7,41,854
...	...	...	7,41,854
<hr/> ...	<hr/> ...	<hr/> ...	<hr/> 7,41,854

**STATEMENT**  
**DETAILED STATEMENT OF CAPITAL EXPENDITURE**

Nature of expenditure

Expenditure

Non-Plan

(1)	(2) Rs.
<b>C. CAPITAL ACCOUNT OF ECONOMIC SERVICES - Contd.</b>	
<b>(a) Capital Account of Agriculture and Allied Activities - Contd.</b>	
<b>4408. Capital Outlay on Food Storage and Warehousing</b>	
01. Food	
101. Procurement and Supply	12,38,617
800. Other expenditure	...
Deduct Recoveries	...
Total : 01. Food	<u>12,38,617</u>
02. Storage and Warehousing	
101. Rural Godown Programme	...
800. Other expenditure	...
Deduct Recoveries	...
Total : 02. Storage and Warehousing	<u>...</u>
Total : 4408	<u>12,38,617</u>
<b>4415. Capital Outlay on Agricultural Research and Education</b>	
07. Plantation	
800. Other expenditure	...
Investment in Manipur	
Plantation Crops Corporation Limited	...
Investment in Manipur	
Tribal Development Corporation Limited	...
Total : 07	<u>...</u>
Total : 4415	<u>...</u>



NO. 12  
DURING AND TO END OF THE YEAR 1993-94 - Contd  
during the year

Plan	Centrally Spon- sored Plan Schemes including NEC, Central Plan and Sub-Plan Schemes	Total	Expenditure to end of the year
(3) Rs.	(4) Rs.	(5) Rs.	(6) Rs.
3,76,234	...	16,14,851	13,43,42,407
...	...	...	1,08,78,963
...	...	...	- 7,56,05,627
<u>3,76,234</u>	<u>...</u>	<u>16,14,851</u>	<u>6,96,15,743</u>
...	...	...	47,40,703
...	...	...	13,36,915
...	...	...	- 4,22,78,902
<u>...</u>	<u>...</u>	<u>...</u>	<u>- 3,62,01,284</u>
<u>3,76,234</u>	<u>...</u>	<u>16,14,851</u>	<u>3,34,14,459</u>
...	...	...	1,98,00,000
40,13,000	...	40,13,000	1,71,71,000
...	...	...	1,40,00,000
<u>40,13,000</u>	<u>...</u>	<u>40,13,000</u>	<u>5,09,71,000</u>
<u>40,13,000</u>	<u>...</u>	<u>40,13,000</u>	<u>5,09,71,000</u>

STATEMENT  
DETAILED STATEMENT OF CAPITAL EXPENDITURE  
Expenditure

Nature of expenditure

Non-Plan

(1)	(2) Rs.
<b>C. CAPITAL ACCOUNT OF ECONOMIC SERVICES - Contd.</b>	
<b>(a) Capital Account of Agriculture and Allied Activities - Concl'd.</b>	
<b>4416. Investments in Agricultural, Financial Institutions</b>	
190. Investment in Public Sector and Other Undertakings	...
Investment in Manipur Agro-Industrial Corporation Limited	...
Investment in Manipur State Co-operative Bank Limited	...
	...
Total : 4416	...
<b>4425. Capital Outlay on Co-operation</b>	
106. Investments in Multipurpose Rural Co-operatives	...
107. Investments in Credit Co-operatives	...
108. Investments in Other Co-operatives	...
200. Other Investments	...
800. Other expenditure	...
	...
Total : 4425	...
	...
<b>Total:(a) Capital Account of Agriculture and Allied Activities</b>	<b>22,73,464</b>
<b>(b) Capital Account of Rural Development</b>	
<b>4515. Capital Outlay on Other Rural Development Programme</b>	
102. Community Development	...
	...
Total : 4515	...
	...
<b>Total:(b) Capital Account of Rural Development</b>	<b>...</b>

NO. 12

DURING AND TO END OF THE YEAR 1993-94 - Contd  
during the year

Plan	Centrally Spon- sored Plan Schemes including NEC, Central Plan and Sub-Plan Schemes	Total	Expenditure to end of the year
(3) Rs.	(4) Rs.	(5) Rs.	(6) Rs.
...	...	...	60,45,000
1,91,000	...	1,91,000	35,16,000
...	...	...	2,00,000
<u>1,91,000</u>	<u>...</u>	<u>1,91,000</u>	<u>97,61,000</u>
2,00,000	...	2,00,000	4,71,80,450
1,90,000	15,00,000	16,90,000	2,63,77,990
4,50,000	...	4,50,000	5,87,16,925
...	...	...	95,632
...	44,75,000	44,75,000	58,67,728
<u>8,40,000</u>	<u>59,75,000</u>	<u>68,15,000</u>	<u>13,82,38,725</u>
<u>1,10,17,461</u>	<u>59,75,000</u>	<u>1,92,65,925</u>	<u>59,94,94,450</u>
...	...	...	60,265
...	...	...	60,265
...	...	...	60,265

STATEMENT  
DETAILED STATEMENT OF CAPITAL EXPENDITURE

Measure of expenditure

Expenditure

Non-Plan

(1)	(2) Rs.
<b>C. CAPITAL ACCOUNT OF ECONOMIC SERVICES - Contd.</b>	
<b>(c) Capital Account of Special Areas Programme</b>	
<b>4552. Capital Outlay on North Eastern Areas</b>	
01. <i>Hydel Generation</i>	
005. Investigation	...
03. <i>State Highways</i>	
337. Road Works	...
04. <i>Medium Irrigation Projects</i>	
051. Construction	...
836. Jiri Medium Irrigation Project	...
Refund of Excess Payment	...
<i>Animal Husbandry -</i>	
102. Cattle and Buffalo Development	...
105. Piggery Development	...
106. Other Livestock Development	...
Medical	...
Agriculture	...
Industries	...
800. Other expenditure	...
 Total : 4552	 ... <hr/>
 Total:(c) <i>Capital Account of                     Special Areas Programme</i>	 ... <hr/>
 <b>(d) Capital Account of Irrigation and Flood Control</b>	
<b>4701. Capital Outlay on Major and Medium Irrigation</b>	
02. <i>Major Irrigation - Non-Commercial</i>	
051. Construction	...
830. Thoubal Multipurpose River Irrigation Project	...
831. Singda Lift Irrigation Project	...
832. Khuga Irrigation Project	...
Loktak Lift Irrigation Project	...
052. Machinery and Equipment	...
800. Other expenditure	...
 Total : 02. <i>Major Irrigation                     Non-Commercial</i>	 ... <hr/>

NO. 12  
DURING AND TO END OF THE YEAR 1993-94 - Contd.  
during the year

Plan	Centrally Spon- sored Plan Schemes including NEC, Central Plan and Sub-Plan Schemes	Total	Expenditure to end of the year
(3) Rs.	(4) Rs.	(5) Rs.	(6) Rs.
...	2,37,175	2,37,175	80,68,177
...	5,25,29,294	5,25,29,294	48,05,22,740
...	46,45,413	46,45,413	61,87,584
...	...	...	1,59,423
...	...	...	- 63,716
...	...	...	17,505
...	...	...	37,96,732
...	878	878	1,21,36,517
...	...	...	53,23,611
...	...	...	26,10,946
...	...	...	4,00,983
...	...	...	41,69,851
...	5,74,12,760	5,74,12,760	52,33,30,353
...	5,74,12,760	5,74,12,760	52,33,30,353
...	...	...	18,84,40,073
11,46,67,280	...	11,46,67,280	69,43,46,759
4,94,34,313	...	4,94,34,313	31,00,02,677
8,39,85,594	...	8,39,85,594	38,00,80,553
...	...	...	28,02,79,076
...	...	...	2,38,17,765
...	...	...	16,56,73,973
24,80,87,187	...	24,80,87,187	2,04,26,40,876

STATEMENT  
DETAILED STATEMENT OF CAPITAL EXPENDITURE

Nature of expenditure

Expenditure

Non-Plan

(1)	(2)
	Rs.
<b>C. CAPITAL ACCOUNT OF ECONOMIC SERVICES - Contd.</b>	
<b>(d) Capital Account of Irrigation and Flood Control- Contd.</b>	
<b>4701. Total Outlay on Major and Medium Irrigation - Concl'd.</b>	
04. Medium Irrigation - Non-Commercial	
051. Construction	...
834. Dollaithabi River Irrigation Project	...
835. Sekmai Barrage	...
Khoupum Dam	...
Iram Siphai Barrage Project	...
Other scheme each costing Rs.25 lakhs and less	...
Deduct Recoveries	...
Total : 04 Medium Irrigation - Non-Commercial	...
80. General	
004. Research	...
005. Survey and Investigation	...
052. Machinery and Equipment	...
800. Other expenditure	...
Total : 80 General	...
Total : 4701	...
<b>4702. Capital Outlay on Minor Irrigation</b>	
101. Surface Water	...
102. Ground Water	...
800. Other expenditure	...
Total : 4702	...
<b>4705. Capital Outlay on Command Area Development</b>	
Command Area Development Programme	...
Total : 4705	...

NO. 12  
DURING AND TO END OF THE YEAR 1993-94 - Contd.  
during the year

Plan	Centrally Spon- sored Plan Schemes including NEC, Central Plan and Sub-Plan Schemes	Total	Expenditure to end of the year
(3) Rs.	(4) Rs.	(5) Rs.	(6) Rs.
63,86,938	...	63,86,938	63,86,938
...	...	...	6,69,44,065
...	...	...	10,42,82,816
...	...	...	2,69,90,166
...	...	...	6,25,67,933
...	...	...	1,60,59,387
...	...	...	- 30,27,893
<u>63,86,938</u>	<u>...</u>	<u>63,86,938</u>	<u>28,02,03,412</u>
7,00,894	...	7,00,894	44,57,517
22,29,431	...	22,29,431	7,85,59,911
...	...	...	1,31,944
...	...	...	18,95,283
<u>29,30,325</u>	<u>...</u>	<u>29,30,325</u>	<u>8,50,44,655</u>
<u>25,74,04,450</u>	<u>...</u>	<u>25,74,04,450</u>	<u>2,40,78,88,943</u>
50,50,226	...	50,50,226	13,58,89,350
2,41,41,051	...	2,41,41,051	2,41,41,051
1,31,11,263	...	1,31,11,263	4,68,26,529
<u>4,23,02,540</u>	<u>...</u>	<u>4,23,02,540</u>	<u>20,68,56,930</u>
...	...	...	13,60,891
...	...	...	13,60,891

**STATEMENT**  
**DETAILED STATEMENT OF CAPITAL EXPENDITURE**

Nature of expenditure

Expenditure

Non-Plan

	(1)	(2) Rs.
<b>C. CAPITAL ACCOUNT OF ECONOMIC SERVICES - Contd.</b>		
<b>(d) Capital Account of Irrigation and Flood Control- Concl'd.</b>		
<b>4711. Capital Outlay on Flood Control Projects</b>		
01. Flood Control		
103. Civil Works		...
106. Original Works		...
800. Other expenditure		...
Embarkment Project Works		...
Flood Control Projects in Valley		...
Flood control Projects in Hills		...
Other schemes each costing Rs.25 lakhs and less		...
Others		...
		<hr/>
Total : 01. Flood control		...
		<hr/>
Total : 4711		...
		<hr/>
Total:(d) Capital Account of Irrigation and Flood Control		...
		<hr/>
<b>(e) Capital Account of Energy</b>		
<b>4801. Capital Outlay on Power Projects</b>		
01. Hydel Generation		
001. Direction and Administration		...
052. Machinery and Equipment		...
799. Suspense		
Hydel Schemes		...
Survey and Investigation		...
Lokchao Hydel Schemes		...
Leimakhong Stage II		...
Leimakhong stage III		...
Leimakhong Hydel Electric Project		...
Booning Micro Hydel Scheme		...
Booning Hydel Project		...
Keithelmanbi Hydel Project		...
Gelnel Hydel Project		...
Tuivai Hydro Project		...
Loktak Down Stream Development Project		...



NO. 12  
DURING AND TO END OF THE YEAR 1993-...  
during the year

Plan	Centrally Spon- sored Plan Schem including NEC, Central Plan and Sub-Plan Schemes	Total	Expenditure to end of the year
(3)	(4)	(5)	(6)
Rs.	Rs.	Rs.	Rs.
3,27,09,290	...	3,27,09,290	13,22,91,930
1,20,267	...	1,20,267	1,20,267
...	...	...	(-) 12,77,257
...	...	...	3,87,56,573
...	...	...	7,73,06,383
...	...	...	36,44,444
...	...	...	24,91,243
...	...	...	91,90,113
<u>3,28,29,557</u>	<u>...</u>	<u>3,28,29,557</u>	<u>26,25,23,696</u>
<u>3,28,29,557</u>	<u>...</u>	<u>3,28,29,557</u>	<u>26,25,23,696</u>
<u>33,25,36,547</u>	<u>...</u>	<u>33,25,36,547</u>	<u>2,87,86,30,460</u>
1,10,89,309	...	1,10,89,309	1,70,70,300
...	...	...	1,09,986
...	...	...	47,896
...	...	...	25,62,420
...	...	...	1,84,73,207
...	...	...	81,30,438
...	...	...	2,11,84,247
12,42,104	...	12,42,104	48,25,899
...	...	...	1,83,02,531
...	...	...	30,30,657
...	...	...	85,577
...	...	...	1,43,35,560
...	...	...	1,93,347
...	...	...	20,11,478

**STATEMENT**  
**DETAILED STATEMENT OF CAPITAL EXPENDITURE**

Nature of expenditure	Expenditure
	Non-Plan
(1)	(2) Rs.
<b>C. CAPITAL ACCOUNT OF ECONOMIC SERVICES - Contd.</b>	
<b>(e) Capital Account of Energy - Contd.</b>	
<b>4801. Capital Outlay on Power Projects - Contd.</b>	
Maklang Hydel Project in lieu of Keithelmanbi	...
Nungsankhong	...
Minimum Needs Programmes	...
Other Schemes each costing Rs.25 lakhs and less	...
Other expenditure	...
	...
<i>Total : 01 Hydel Generation</i>	...
<i>02. Thermal Power Generation</i>	
799. Suspense	
Electricity Schemes in Manipur Pre-1974-75 Outlay not allocated	...
<i>04. Diesel/Gas Power Generation</i>	
137. Direction and Administration	...
799. Suspense	
Segmentation of Diesel Power Systems	...
Diesel Generation Schemes in Manipur	...
800. Other expenditure	
Installation of 2 MW Diesel Generating Sets at Imphal	...
Augmentation of Diesel Power House at Districts	...
	...
<i>Total : 04 Diesel/Gas Power Generation</i>	...
<i>05. Transmission and Distribution</i>	
001. Direction and Administration	...
799. Suspense	
Inter State Transmission Schemes	...
Building Projects	...
Installation of 2 x 315 MVA, 33/11 KVS/S	...
Augmentation of existing 38/11 KVS/S	...
Normal Development Works and Transmission and Distribution	...
Yurembam Augmentation-by 20 MVA and Repair	...
Ningthoukhong 2 x 12.5 MVA/132 KV System	...
Yaingangpokpi 2 x 20 MVA/132 KV System	...
Kakching 1 x 20 MVA//132 KV System	...
Senapati/Churachandpur 132 KV System	...
33 KV Sub-Station Transmission System	...
Distribution System	...
System Improvement Schemes	...
132/33 KV Supply System at Jiribam	...

NO. 12  
DURING AND TO END OF THE YEAR 1993-94 - Contd.  
during the year

Plan	Centrally Spon- sored Plan Schemes including NEC, Central Plan and Sub-Plan Schemes	Total	Expenditure to end of the year
(3) Rs.	(4) Rs.	(5) Rs.	(6) Rs.
...	...	...	19,64,970
...	...	...	2,11,05,254
...	...	...	3,45,11,266
...	...	...	15,50,503
...	...	...	1,13,63,476
<u>1,23,31,413</u>	<u>...</u>	<u>1,23,31,413</u>	<u>18,08,59,012</u>
...	...	...	2,78,14,531
61,15,928	...	61,15,928	68,52,408
...	...	...	77,16,333
...	...	...	7,39,08,364
36,65,145	...	36,65,145	1,39,91,211
...	...	...	97,50,319
<u>97,81,073</u>	<u>...</u>	<u>97,81,073</u>	<u>11,22,18,635</u>
2,93,60,887	...	2,93,60,887	12,58,94,159
17,92,06,130	...	17,92,06,130	36,69,13,909
...	...	...	2,410
...	...	...	- 1,01,152
...	...	...	2,602
...	...	...	3,88,32,890
...	...	...	1,66,47,148
...	...	...	80,56,799
...	...	...	8,13,49,641
...	...	...	7,85,58,348
...	...	...	3,42,85,994
...	...	...	15,06,44,619
...	...	...	1,48,85,188
...	...	...	6,60,29,186
...	...	...	16,41,549

<i>Nature of expenditure</i>	<b>STATEMENT DETAILED STATEMENT OF CAPITAL EXPENDITURE Expenditure</b>
	<u>Non-Plan</u>
(1)	(2) Rs.
<b>C. CAPITAL ACCOUNT OF ECONOMIC SERVICES - Contd.</b>	
<b>(e) Capital Account of Energy - Concl'd.</b>	
<b>4801. Capital Outlay on Power Projects - Concl'd.</b>	
800. Other expenditure	...
	<hr/>
Total : 05 Transmission and Distribution	...
	<hr/>
06. Rural Electrification	
001. Direction and Administration	...
799. Suspense	
Rural Electrification	...
Other Schemes each costing	
Rs.25 lakhs and less	...
Electrification of villages	...
Intensification of Electrified villages	
800. Other expenditure	...
Minimum Needs Programmes	...
	<hr/>
Total : 06 Rural Electrification	...
	<hr/>
80. General	
003. Training	...
004. Research and Development	...
800. Other expenditure	...
	<hr/>
Total : 80 General	...
	<hr/>
Total : 4801	...
	<hr/>
Total : (e) Capital Account of Energy	...
	<hr/>
<b>(f) Capital Account of Industry and Minerals</b>	
<b>4851. Capital Outlay on Village and</b>	
<b>Small Industries</b>	
101. Industrial Estates	...
102. Small Scale Industries	...
Other schemes each costing	
Rs.25 lakhs and less	...

NO. 12  
DURING AND TO END OF THE YEAR 1993-94 - Contd.  
during the year

Plan	Centrally Spon- sored Plan Schemes including NEC, Central Plan and Sub-Plan Schemes	Total	Expenditure to end of the year
(3) Rs.	(4) Rs.	(5) Rs.	(6) Rs.
...	...	...	31,97,29,929
<u>20,85,67,017</u>	...	<u>20,85,67,017</u>	<u>1,30,33,73,219</u>
2,14,08,894	...	2,14,08,894	3,75,54,884
7,08,83,993	...	7,08,83,993	7,08,83,993
...	...	...	9,50,15,920
...	...	...	8,72,84,947
...	...	...	55,65,943
...	...	...	2,34,04,158
...	...	...	85,239
...	...	...	19,75,71,373
<u>9,22,92,887</u>	...	<u>9,22,92,887</u>	<u>51,73,66,457</u>
...	...	...	2,18,727
...	...	...	10,08,336
40,000	...	40,000	24,93,916
<u>40,000</u>	...	<u>40,000</u>	<u>37,20,979</u>
<u>32,30,12,390</u>	...	<u>32,30,12,390</u>	<u>2,14,53,52,833</u>
<u>32,30,12,390</u>	...	<u>32,30,12,390</u>	<u>2,14,53,52,833</u>
7,62,077	...	7,62,077	1,81,95,627
5,79,001	...	5,79,001	59,01,006
...	...	...	86,15,177

STATEMENT  
DETAILED STATEMENT OF CAPITAL EXPENDITURE

Nature of expenditure	Expenditure
	Non-Plan
(1)	(2) Rs.
<b>C. CAPITAL ACCOUNT OF ECONOMIC SERVICES - Contd.</b>	
<b>(f) Capital Account of Industry and Minerals - Contd.</b>	
<b>4851. Capital Outlay on Village and Small Industries - conclud.</b>	
103. Handloom Industries	
Investments in Manipur Handloom and Handicrafts Corporation	...
Other schemes each costing Rs.25 lakhs and less	...
104. Handicraft Industries	
Other schemes each costing Rs.25 lakhs and less	...
107. Sericulture Industries	...
Other schemes each costing Rs.25 lakhs and less	...
109. Composite Village and Small Industries Co-operatives	...
200. Other Village Industries	...
800. Other expenditure	...
	...
<b>Total : 4851</b>	...
<b>4852. Capital Outlay on Iron and Steel Industries</b>	
02. Manufacture	
190. Investment in Public Sector and Other Undertakings - Investment in Manipur Cycle Corporation Limited	...
	...
<b>Total : 4852</b>	...
<b>4853. Capital Outlay on Non-Ferrous Mining and Metallurgical Industries</b>	
01. Mineral Exploration and Development	
800. Other expenditure	...
02. Non-Ferrous Metals	
800. Other expenditure	...
	...
<b>Total : 4853</b>	...

NO. 12  
 DURING AND TO END OF THE YEAR 1993-94 - Contd.  
 during the year

Plan	Centrally Spon- sored Plan Schemes including NEC, Central Plan and Sub-Plan Schemes	Total	Expenditure to end of the year
(3) Rs.	(4) Rs.	(5) Rs.	(6) Rs.
42,25,000	...	42,25,000	2,12,25,000
1,10,991	...	1,10,991	45,35,108
...	...	...	4,08,258
...	...	...	2,45,84,066
10,77,112	...	10,77,112	72,14,359
...	...	...	4,95,000
...	...	...	20,950
10,19,510	...	10,19,510	55,05,603
<u>77,73,691</u>	<u>...</u>	<u>77,73,691</u>	<u>9,67,00,154</u>
4,00,000	...	4,00,000	17,11,000
<u>4,00,000</u>	<u>...</u>	<u>4,00,000</u>	<u>17,11,000</u>
2,26,945	...	2,26,945	26,37,401
...	...	...	8,38,997
<u>2,26,945</u>	<u>...</u>	<u>2,26,945</u>	<u>34,76,398</u>

**STATEMENT**  
**DETAILED STATEMENT OF CAPITAL EXPENDITURE**

Nature of expenditure

Expenditure

Non-Plan

(1)	(2) Rs.
<b>C. CAPITAL ACCOUNT OF ECONOMIC SERVICES - Contd.</b>	
<b>(f) Capital Account of Industry and Minerals - Contd.</b>	
<b>4854. Capital Outlay on Cement and Non-Metallic Mineral Industries</b>	
01. Cement	
190. Investments in Public sector and other undertakings	
Investments in Manipur Cements Limited	...
	<hr/>
Total : 4854	...
	<hr/>
<b>4859. Capital Outlay on Telecommunication and Electronic Industries</b>	
02. Electronics	
190. Investments in Public Sector and other Undertakings - Investments in Manipur Electronics Corporation Limited	...
	<hr/>
Total : 4859	...
	<hr/>
<b>4860. Capital Outlay on Consumer Industries</b>	
01. Textiles	
190. Investments in Public Sector and other Undertakings - Investments in Manipur Spinning Mills Corporation Limited	...
04. Sugar	
004. Research and Development	...
800. Other expenditure	...
	<hr/>
Total : 04. Sugar	...
	<hr/>



NO. 12  
 DURING AND TO END OF THE YEAR 1993-94 - Contd.  
 during the year

<i>Plan</i>	<i>Centrally Spon- sored Plan Schemes including NEC, Central Plan and Sub-Plan Schemes</i>	<i>Total</i>	<i>Expenditure to end of the year</i>
(3) Rs.	(4) Rs.	(5) Rs.	(6) Rs.
3,00,000	...	3,00,000	29,85,000
<hr/> 3,00,000	<hr/> ...	<hr/> 3,00,000	<hr/> 29,85,000
24,40,000	...	24,40,000	1,59,40,000
<hr/> 24,40,000	<hr/> ...	<hr/> 24,40,000	<hr/> 1,59,40,000
57,00,000	...	57,00,000	9,73,55,000
...	...	...	30,43,703
...	...	...	1,20,89,583
<hr/> 57,00,000	<hr/> ...	<hr/> 57,00,000	<hr/> 11,24,88,286

**STATEMENT**  
**DETAILED STATEMENT OF CAPITAL EXPENDITURE**

Nature of expenditure	Expenditure
	Non-Plan
(1)	(2) Rs.
<b>C. CAPITAL ACCOUNT OF ECONOMIC SERVICES - Contd.</b>	
<b>(f) Capital Account of Industry and Minerals - Concl'd.</b>	
<b>4860. Capital Outlay on Consumer Industries - Concl'd.</b>	
60. Others	
600. Others	
Share Contribution to Manipur Cycle Corporation Limited	...
Share Contribution to Manipur Electronic Corporation Limited	...
Sugar Factory	...
Share Contribution to Manipur Cement Factory	...
Share Contribution to Manipur Development and Financial Corporation Limited	...
Distillery Plant	...
Paper Plant	...
Starch and Glucose Projects	...
Mechanical Brick Unit	...
Khandsari Sugar Factory	...
Other Industries	...
<b>Total : 60 Others</b>	...
<b>Total : 4860</b>	...
<b>4885. Other Capital Outlay on Industries and Minerals</b>	
01. Investments in Industrial Financial Institutions	
190. Investments in Public Sector and other undertakings	
Investments in Manipur Industrial Development Corporation Limited	...
Investment in Assam Financial Corporation	...
<b>Total : 01. Investments in Industrial Financial Institutions</b>	...
<b>Total : 4885</b>	...
<b>Total : (f) Capital Account of Industry and Minerals</b>	...

NO. 12  
DURING AND TO END OF THE YEAR 1993-94 - Contd.  
during the year

Plan	Centrally Spon- sored Plan Schemes including NEC, Central Plan and Sub-Plan Schemes	Total	Expenditure to end of the year
(3) Rs.	(4) Rs.	(5) Rs.	(6) Rs.
...	...	...	16,00,000
...	...	...	96,88,000
...	...	...	64,50,000
...	...	...	19,94,000
...	...	...	4,95,50,000
...	...	...	12,791
...	...	...	12,22,249
...	...	...	45,862
...	...	...	1,000
...	...	...	1,98,533
...	...	...	2,64,98,374
...	...	...	9,72,60,809
57,00,000	...	57,00,000	20,97,49,095
15,00,000	...	15,00,000	2,92,21,000
...	...	...	15,33,500
15,00,000	...	15,00,000	3,07,54,500
15,00,000	...	15,00,000	3,07,54,500
1,83,40,636	...	1,83,40,636	36,13,16,147

STATEMENT  
DETAILED STATEMENT OF CAPITAL EXPENDITURE

Nature of expenditure

Expenditure

Non-Plan

(1)	(2) Rs.
<b>C. CAPITAL ACCOUNT OF ECONOMIC SERVICES - Contd.</b>	
<i>(g) Capital Account of Transport</i>	
<b>5054. Capital Outlay on Roads and Bridges</b>	
01. National Highways	
800. Other expenditure	
Roads of Inter State Importance	...
	<hr/>
Total : 01 National Highways	...
	<hr/>
02. Strategic and Border Roads	
337. Road Works	...
800. Other expenditure	...
Border Roads	...
	<hr/>
Total : 02 Strategic and Border Roads	...
	<hr/>
03. State Highways	
052. Machinery and Equipment	7,75,389
101. Bridges	...
337. Road Works	...
800. Other expenditure	...
	<hr/>
Total : 03 State Highways	7,75,389
	<hr/>
04. District and Other Roads	
800. Other expenditure	...
Deduct Recoveries	...
	<hr/>
Total : 04 District and Other Roads	...
	<hr/>
80. General	
004. Research	...
800. Other expenditure	...
	<hr/>
Total : 80 General	...
	<hr/>
Total : 5054	7,75,389
	<hr/>

NO. 12  
DURING AND TO END OF THE YEAR 1993-94 - Contd.  
during the year

Plan	Centrally Spon- sored Plan Schemes including NEC, Central Plan and Sub-Plan Schemes	Total	Expenditure to end of the year
(3) Rs.	(4) Rs.	(5) Rs.	(6) Rs.
...	...	...	2,21,48,449
...	...	...	2,21,48,449
...	...	...	3,74,11,509
...	...	...	17,50,294
...	...	...	29,05,32,930
...	...	...	32,96,94,733
3,73,377	...	11,48,766	7,36,43,954
(-) 32,86,757	...	(-) 32,86,757	13,40,15,324
...	...	...	53,06,17,462
6,06,32,953	...	6,06,32,953	29,56,03,681
5,77,19,573	...	5,84,94,962	1,03,38,80,421
10,03,64,675	...	10,03,64,675	1,15,76,75,871
...	...	...	- 75
10,03,64,675	...	10,03,64,675	1,15,76,75,796
12,42,302	...	12,42,302	76,10,296
1,33,469	...	1,33,469	5,47,54,530
13,75,771	...	13,75,771	6,23,64,826
15,94,60,019	...	16,02,35,408	2,60,57,64,225

**STATEMENT**  
**DETAILED STATEMENT OF CAPITAL EXPENDITURE**

Nature of expenditure

Expenditure

Non-Plan

(1)	(2) Rs.
<b>C. CAPITAL ACCOUNT OF ECONOMIC SERVICES - Contd.</b>	
<b>(g) Capital Account of Transport - Concl'd.</b>	
<b>5055. Capital Outlay on Road Transport</b>	
050. Lands and Buildings	...
102. Acquisition of Fleet	...
103. Workshop facilities	...
190. Investment in Public Sector and other undertakings	
Investment in Manipur State Road Transport Corporation	...
800. Other expenditure	...
Total : 5055	<hr style="width: 100%; border: 0.5px solid black;"/> ...
Total : (g) Capital Account of Transport	<hr style="width: 100%; border: 0.5px solid black;"/> 7,75,389
<b>(i) Capital Account of Science, Technology and Environment</b>	
<b>5425. Capital Outlay on Other Scientific and Environmental Research</b>	
800. Other expenditure	...
Total : 5425	<hr style="width: 100%; border: 0.5px solid black;"/> ...
Total : (i) Capital Account of Science, Technology and Environment	<hr style="width: 100%; border: 0.5px solid black;"/> ...

NO. 12  
 DURING AND TO END OF THE YEAR 1993-94 *and*  
 during the year

Plan	Centrally Spon- sored Plan Schemes including NEC, Central Plan and Sub-Plan Schemes	Total	Expenditure to end of the year
(3) Rs.	(4) Rs.	(5) Rs.	(6) Rs.
52,44,913	...	52,44,913	2,09,13,523
...	...	...	1,81,42,058
...	...	...	1,32,500
1,51,00,000	...	1,51,00,000	16,17,35,423
...	...	...	37,25,827
<u>2,03,44,913</u>	<u>...</u>	<u>2,03,44,913</u>	<u>20,46,49,331</u>
<u>17,98,04,932</u>	<u>...</u>	<u>18,05,80,321</u>	<u>2,81,04,13,556</u>
4,99,632	...	4,99,632	38,29,123
<u>4,99,632</u>	<u>...</u>	<u>4,99,632</u>	<u>38,29,123</u>
<u>4,99,632</u>	<u>...</u>	<u>4,99,632</u>	<u>38,29,123</u>

**STATEMENT**  
**DETAILED STATEMENT OF CAPITAL EXPENDITURE**  
*Expenditure*

*Nature of expenditure*

Non-Plan

(1)	(2) Rs.
<b>C. CAPITAL ACCOUNT OF ECONOMIC SERVICES - Concl'd.</b>	
<b>(j) Capital Account of General Economic Services</b>	
<b>5452. Capital Outlay on Tourism</b>	
01. Tourist Infrastructure	...
101. Tourist Centre	...
	<hr/>
Total : 01 Tourist Infrastructure	...
	<hr/>
80. General	
104 Promotion and Publicity	...
800. Other expenditure	...
	<hr/>
Total : 80 General	...
	<hr/>
Total : 5452	...
	<hr/>
<b>(j) Capital Account of General Services</b>	...
	<hr/>
<b>TOTAL : C. CAPITAL ACCOUNT OF           ECONOMIC SERVICES</b>	30,48,853
	<hr/>
<b>GRAND TOTAL :</b>	56,38,620
	<hr/>



NO. 12  
 DURING AND TO END OF THE YEAR 1993-94 - Concl'd.  
 during the year

Plan	Centrally Spon- sored Plan Schemes including NEC, Central Plan and Sub-Plan Schemes	Total	Expenditure to end of the year
(3) Rs.	(4) Rs.	(5) Rs.	(6) Rs.
39,07,513	...	39,07,513	2,76,71,571
<u>39,07,513</u>	<u>...</u>	<u>39,07,513</u>	<u>2,76,71,571</u>
...	...	...	34,58,845
...	...	...	9,02,983
<u>...</u>	<u>...</u>	<u>...</u>	<u>43,61,828</u>
39,07,513	...	39,07,513	3,20,33,399
<u>39,07,513</u>	<u>...</u>	<u>39,07,513</u>	<u>3,20,33,399</u>
86,91,19,111	6,33,87,760	93,55,55,724	9,35,44,60,586
<u>1,07,44,87,741</u>	<u>10,92,01,118</u>	<u>1,18,93,27,479</u>	<u>12,93,78,59,075</u>

## STATEMENT

STATEMENT SHOWING DETAILS OF INVESTMENT OF GOVERNMENT IN STATUTORY  
ETC. AS ON

Details of

Serial Number	Name of the Concern	Years of Investment	Number of shares/debentures of Government investment to up capital/debentures	
			Type	Number of Shares
(1)	(2)	(3)	(4)	(5)
<b>I. Statutory Corporations</b>				
1.	Assam Financial Corporation	1964-94	Equity shares	16,285
2.	Manipur State Road Transport Corporation	1977-93	Capital Contribution	(a)
		1993-94	-do-	(a)
Total : I. Statutory Corporations				
<b>II. Government Companies</b>				
1.	Manipur Industrial Development Corporation Limited	1969-93 1993-94	Equity shares -do-	7,72,710 15,000
2.	Manipur Spinning Mills Corporation Limited	1973-93 1993-94	-do- -do-	9,16,550 57,000
3.	Manipur Handloom and Handicrafts Development Corporation Limited	1976-93 1993-94	-do- -do-	1,70,000 42,250
4.	Manipur Agro-Industries Corporation Limited	1985-93 1993-94	Capital Contribution -do-	52,750 1,910

(a) No. of Shares, Debentures, Face Values etc. have not been intimated.

NO. 13

CORPORATIONS, GOVERNMENT COMPANIES, CO-OPERATIVE BANKS AND SOCIETIES  
31ST MARCH 1994.

## investment

and percentage the total paid	Face value of each share/ debenture	Amount invested	Amount of dividend declared/interest received and credited to Government during the year	Remarks
Percentage				
(6)	(7)	(8) Rs.	(9) Rs.	(10)
10.22	100	16,28,500	(a)	
Total :		16,28,500		
(a)	(a)	14,66,35,423	(a)	
(a)	(a)	1,51,00,000		
Total :		16,17,35,423		
		16,33,63,923		
100	100	7,72,71,000	(a)	
100	100	15,00,000		
Total :		7,87,71,000		
100	100	9,16,55,000	(a)	
100	100	57,00,000		
Total :		9,73,55,000		
100	100	1,70,00,000	(a)	
100	100	42,25,000		
Total :		2,12,25,000		
74.07	100	52,75,000	(a)	
2.68	100	1,91,000		
Total :		54,66,000		

(a) No. of Shares, Debentures, Face Values etc. have not been intimated.

## STATEMENT

STATEMENT SHOWING DETAILS OF INVESTMENT OF GOVERNMENT IN STATUTORY  
ETC. AS ON

Details of

Serial Number	Name of the Concern	Years of Investment	Number of shares/debentures of Government investment to up capital/debentures	
			Type	Number of Shares
(1)	(2)	(3)	(4)	(5)
<b>II. Government Companies - Concl'd.</b>				
5.	Manipur Plantation	1985-93	-do-	2,83,580
	Crops Corporation Limited	1993-94	-do-	40,130
6.	Manipur Tribal Development Corporation Limited	1985-94	-do-	(a)
7.	Manipur Cycle Corporation Limited	1985-93	Capital Contribution	(a)
		1993-94	-do-	(a)
8.	Manipur Electronics Corporation Limited	1985-93	Equity shares	2,31,880
		1993-94	-do-	24,400
9.	Manipur Film Development Corporation Limited	1986-94	-do-	(a)
10.	Manipur Cement Corporation Limited	1987-93	Capital Contribution	(a)
		1993-94		(a)
<b>Total : II. Government Companies</b>				

(a) No. of Shares, Debentures, Face Values etc. have not been intimated.

NO. 13

**CORPORATIONS, GOVERNMENT COMPANIES, CO-OPERATIVE BANKS AND SOCIETIES**  
**31ST MARCH 1994 - Contd.**

*investment*

and percentage the total paid	Face value of each share/ debenture	Amount invested	Amount of dividend declared/interest received and credited to Government during the year	Remarks
Percentage				
(6)	(7)	(8) Rs.	(9) Rs.	(10)
22	100	2,83,58,000	(a)	
(a)	100	40,13,000		
Total :		3,23,71,000		
		1,60,00,000	(a)	
Total :		1,60,00,000		
(a)	(a)	29,11,000	(a)	
(a)	(a)	4,00,000		
Total :		33,11,000		
100	100	2,31,88,000	(a)	
100	100	24,40,000		
Total :		2,56,28,000		
(a)	(a)	27,00,000	(a)	
Total :		27,00,000		
(a)	(a)	46,79,000	(a)	
(a)	(a)	3,00,000		
Total :		49,79,000		
		28,78,06,000		

(a) No. of Shares, Debentures, Face Values etc. have not been intimated.

## STATEMENT

STATEMENT SHOWING DETAILS OF INVESTMENT OF GOVERNMENT IN STATUTORY  
ETC. AS ON

Details of

Serial Number	Name of the Concern	Years of Investment	Number of shares/debentures of Government investment to up capital/debentures	
			Type	Number of Shares
(1)	(2)	(3)	(4)	(5)
<b>III. Co-operative Institutions</b>				
(a) Credit Co-operatives				
1.	Manipur State Co-operative Bank Limited	1957-93 1993-94	Redeemable -do-	2,90,400 30,000
2.	Imphal Urban Co-operative Bank Limited	1970-94	-do-	14,800
3.	Manipur Rural Bank	1981-94	-do-	8,000
4.	Manipur Women Co-operative Bank Limited	1966-93 1993-94	-do- -do-	6,100 1,500
5.	Large size Agricultural Credit Societies (14)*	1957-94	-do-	10,700
6.	Manipur Industrial Co-operative Bank	1980-93 1993-94	-do- -do-	29,500 9,000
7.	Moirang Primary Co-operative Bank	1972-94	-do-	3,300

\* Figures inside the brackets indicate the number of Societies, Confederations etc.

NO. 13

**CORPORATIONS, GOVERNMENT COMPANIES, CO-OPERATIVE BANKS AND SOCIETIES**  
**31ST MARCH 1994 - Contd.**

*investment*

and percentage the total paid	Face value of each share/ debenture	Amount invested	Amount of dividend declared/interest received and credited to Government during the year	Remarks
Percentage				
(6)	(7)	(8) Rs.	(9) Rs.	(10)
44	50	1,45,20,000	(a)	
(a)	50	15,00,000		
Total :		<u>1,60,20,000</u>		
18 to 33	50	7,40,000	(a)	
Total :		<u>7,40,000</u>		
(a)	(a)	9,50,000	(a)	
Total :		<u>9,50,000</u>		
39	50	3,05,000	(a)	
(a)	50	75,000		
Total :		<u>3,80,000</u>		
45	10	1,07,000	(a)	
Total :		<u>1,07,000</u>		
(a)	(a)	2,95,000	(a)	
(a)	(a)	90,000		
Total :		<u>3,85,000</u>		
8	50	1,65,000	(a)	
Total :		<u>1,65,000</u>		

## STATEMENT

STATEMENT SHOWING DETAILS OF INVESTMENT OF GOVERNMENT IN STATUTORY  
ETC. AS ON

Details of

Serial Number	Name of the Concern	Years of Investment	Number of shares/debentures of Government investment to up capital/debentures	
			Type	Number of Shares
(1)	(2)	(3)	(4)	(5)
<b>III. Co-Operative Institutions - Contd.</b>				
<b>(a) Credit Co-operatives - Concl'd.</b>				
8.	Thrift and Credit Co-operative Society	1980-93 1993-94	-do- -do-	(a) (a)
9.	Lanka Urban Co-operative Bank Limited	1984-94	-do-	(a)
10.	Senapati Primary Co-operative Bank	1990-94	-do-	(a)
11.	Manipur State Land Development Co-operative Bank	1989-93 1993-94	-do- -do-	(a) (a)
Total : (a) Credit Co-operatives				
<b>(b) Labour Co-operatives</b>				
1.	Labour Contract Societies including Forest Labour Co-operative Societies(112)*	1961-93 1993-94	Redeemable Shares	23,407 10,000
Total : (b) Labour Co-operatives				

(a) No. of Shares, Debentures, Face Values etc. have not been intimated.  
\* Figures inside the brackets indicate the number of Societies, Confederations etc.



NO. 13

**CORPORATIONS, GOVERNMENT COMPANIES, CO-OPERATIVE BANKS AND SOCIETIES**  
**31ST MARCH 1994 - Contd.**

*investment*

and percentage the total paid	Face value of each share/ debenture	Amount invested	Amount of dividend declared/interest received and credited to Government during the year	Remarks
Percentage (6)	(7)	(8) Rs.	(9) Rs.	(10)
(a)	(a)	52,000	(a)	
(a)	(a)	1,85,000		
Total :		<u>2,37,000</u>		
(a)	(a)	1,55,000	(a)	
Total :		<u>1,55,000</u>		
(a)	(a)	20,000	(a)	
Total :		<u>20,000</u>		
(a)	(a)	1,50,000	(a)	
(a)	(a)	1,00,000		
Total :		<u>2,50,000</u>		
		<u>1,94,09,000</u>		
33	10	2,34,070	(a)	
(a)	10	1,00,000		
Total :		<u>3,34,070</u>		
		<u>3,34,070</u>		

## STATEMENT

STATEMENT SHOWING DETAILS OF INVESTMENT OF GOVERNMENT IN STATUTORY  
ETC. AS ON

Details of

Serial Number	Name of the Concern	Years of Investment	Number of shares/debentures of Government investment to up capital/debentures	
			Type	Number of Shares
(1)	(2)	(3)	(4)	(5)
<b>III. Co-operative Institutions - Contd.</b>				
(c) Farming Co-operative				
1.	Joint Co-operative Farming Societies (54) *	1961-94	Redeemable Shares	26,600
2.	Poultry Farming Co-operative Societies (20) *	1988-94	-do-	(a)
3.	Horticulture Farming Co-operative Societies (13) *	1970-93 1993-94	-do- -do-	8,800 12,000
4.	Seri/Tasar Co-operative Societies (51) *	1987-93 1993-94	-do- -do-	(a) (a)
5.	Piggery Co-operative Societies (16) *	1987-93 1993-94	-do- -do-	(a) (a)
Total : (c) Farming Co-operatives				
(d) Warehousing and Marketing Co-operatives				
1.	Manipur Wholesale Co-operative Society Limited	1969-94	Redeemable Shares	55,760

(a) No. of Shares, Debentures, Face Values etc. have not been intimated.  
\* Figures inside the brackets indicate the number of Societies, Confederations etc.

NO. 13

CORPORATIONS, GOVERNMENT COMPANIES, CO-OPERATIVE BANKS AND SOCIETIES  
31ST MARCH 1994 - Contd.

*investment*

and percentage the total paid	Face value of each share/ debenture	Amount invested	Amount of dividend declared/interest received and credited to Government during the year	Remarks
Percentage (6)	(7)	(8) Rs.	(9) Rs.	(10)
70	10	2,66,000	(a)	
Total :		2,66,000		
(a)	(a)	2,10,000	(a)	
Total :		2,10,000		
81	10	88,000	(a)	
(a)	10	1,20,000		
Total :		2,08,000		
(a)	(a)	9,70,000	(a)	
(a)	(a)	30,000		
Total :		10,00,000		
(a)	(a)	1,49,000		
(a)	(a)	40,000		
Total :		1,89,000		
		18,73,000		
62	50	27,88,000	(a)	
Total :		27,88,000		

## STATEMENT

STATEMENT SHOWING DETAILS OF INVESTMENT OF GOVERNMENT IN STATUTORY  
ETC. AS ON

Details of

Serial Number	Name of the Concern	Years of Investment	Number of shares/debentures of Government investment to up capital/debentures	
			Type	Number of Shares
(1)	(2)	(3)	(4)	(5)
<b>III. Co-operative Institutions - Contd.</b>				
(d) Warehousing and Marketing Co-operatives - Concl'd.				
2.	Manipur Apex Marketing Co-operative Society Limited	1957-94	-do-	1,18,460
3.	Manipur State Handloom weavers Co-operative Society Limited	1964-93 1993-94	-do- -do	15,575 10,000
4.	District Supply and Marketing Co-operative Societies (12) *	1957-94	-do-	68,134
5.	Manipur State Apex Co-operative Housing Society	1984-93 1993-94	-do- -do-	(a) (a)
6.	Housing Co-operative Societies Limited (2) *	1988-93 1993-94	-do- -do-	(a) (a)

Total : (d) Warehousing and Marketing Co-operatives

(a) Number of Shares, Debentures, Face Values etc. have not been intimated.

\* Figures inside the brackets indicate the number of Societies, Confederations etc.

NO. 13

CORPORATIONS, GOVERNMENT COMPANIES, CO-OPERATIVE BANKS AND SOCIETIES  
31ST MARCH 1994 - Contd.

## investment

and percentage the total paid	Face value of each share/ debenture	Amount invested	Amount of dividend declared/interest received and credited to Government during the year	Remarks
Percentage (6)	(7)	(8) Rs.	(9) Rs.	(10)
80	50	59,23,000	(a)	
Total :		59,23,000		
50 (a)	100 100	15,57,500 1,00,000	(a)	
Total :		16,57,500		
33	100	68,13,430	(a)	
Total :		68,13,430		
(a) (a)	(a) (a)	8,85,000 1,00,000	300	
Total :		9,85,000		
(a) (a)	(a) (a)	1,90,000 1,00,000	(a)	
Total :		2,90,000		
		1,84,56,930	300	

## STATEMENT

STATEMENT SHOWING DETAILS OF INVESTMENT OF GOVERNMENT IN STATUTORY  
ETC. AS ON

Details of

Serial Number	Name of the Concern	Years of Investment	Number of shares/debentures of Government investment to up capital/debentures	
			Type (4)	Number of Shares (5)
<b>III. Co-operative Institutions - Contd.</b>				
(e) Processing Co-operatives				
1.	Manipur Fruit Processing and Cold Storage Co-operative Societies Limited	1974-94	Redeemable Shares	28,400
Total : (e) Processing Co-operatives				
(f) Dairy Co-operatives				
1.	Cattle Breeding/ Dairy Farming/Milk Producers Co-operative Societies (42)*	1976-93 1993-94	Redeemable Shares -do-	(a) (a)
Total : (f) Dairy Co-operatives				
(g) Fisherman's Co-operatives				
1.	Fisheries Co-operative Societies (36)*	1974-93 1993-94	Redeemable Shares -do-	1,70,017 (a)
2.	Manipur State Fishing Co-operative Federation	1988-94	-do-	(a)
Total : (g) Fisherman's Co-operatives				

\* Figures inside the brackets indicate the number of Societies, Confederation etc.

(a) Number of Shares, Debentures, Face Values etc. have not been intimated.

NO. 13

**CORPORATIONS, GOVERNMENT COMPANIES, CO-OPERATIVE BANKS AND SOCIETIES**  
**31ST MARCH 1994 - Contd.**

*investment*

and percentage the total paid	Face value of each share/ debenture	Amount invested	Amount of dividend declared/interest received and credited to Government during the year	Remarks
Percentage (6)	(7)	(8) Rs.	(9) Rs.	(10)
60	100	28,40,000	(a)	
		<u>28,40,000</u>		
(a)	(a)	7,66,000		
(a)	(a)	20,000	(a)	
Total :		<u>7,86,000</u>		
		<u>7,86,000</u>		
50	10	17,00,175		
(a)	(a)	30,000	(a)	
Total :		<u>17,30,175</u>		
(a)	(a)	3,00,000	(a)	
Total :		<u>3,00,000</u>		
		<u>20,30,175</u>		

## STATEMENT

STATEMENT SHOWING DETAILS OF INVESTMENT OF GOVERNMENT IN STATUTORY  
ETC. AS ON

Details of

Serial Number	Name of the Concern	Years of Investment	Number of shares/debentures of Government investment to up capital/debentures	
			Type	Number of Shares
(1)	(2)	(3)	(4)	(5)
<b>III. Co-operative Institutions - Contd.</b>				
(h) Industrial Co-operatives				
1.	Fruit Preservation Co-operative Societies (2) *	1961-94	Redeemable Shares	4,000
2.	Publishing Co-operative Society	1967-94	-do-	400
3.	Oil Crushing Co-operative Society	1968-94	-do-	(a)
4.	Carpentry Co-operative Societies (5) *	1968-93 1993-94	-do-	(a) (a)
5.	Weavers Co-operative Societies including Primary Weavers Co-operative Societies (2304) *	1986-93 1993-94	-do- -do-	(a) (a)
Total : (h) Industrial Co-operatives				
(i) Consumers Co-operatives				
1.	Consumers Co-operative Societies including Primary Consumer Educated Unemployed Persons, Government Employees Societies (131) *	1961-94	-do-	(a)
Total : (i) Consumers Co-operatives				

\* Figures inside the brackets indicate the number of Societies, Confederations etc.

(a) Number of Shares, Debentures, Face Values etc. have not been intimated.



NO. 13

**CORPORATIONS, GOVERNMENT COMPANIES, CO-OPERATIVE BANKS AND SOCIETIES**  
**31ST MARCH 1994 - Contd.**

*investment*

and percentage the total paid	Face value of each share/ debenture	Amount invested	Amount of dividend declared/interest received and credited to Government during the year	Remarks
Percentage (6)	(7)	(8) Rs.	(9) Rs.	(10)
34	10	40,000	(a)	
Total :		40,000		
54	50	20,000	(a)	
Total :		20,000		
(a)	(a)	5,500	(a)	
Total :		5,500		
(a)	(a)	83,500		
(a)	(a)	10,000	(a)	
Total :		93,500		
(a)	(a)	1,20,91,000		
(a)	(a)	41,95,000	(a)	
Total :		1,62,86,000		
		1,64,45,000		
45	5,10,25 & 50	15,63,000	(a)	
Total :		15,63,000		
		15,63,000		

## STATEMENT

STATEMENT SHOWING DETAILS OF INVESTMENT OF GOVERNMENT IN STATUTORY  
ETC. AS ON

Details of

Serial Number	Name of the Concern	Years of Investment	Number of shares/debentures of Government investment to up capital/debentures	
			Type	Number of Shares
(1)	(2)	(3)	(4)	(5)
<b>III. Co-operative Institutions - Contd.</b>				
(j) Other Co-operatives				
1.	Services Co-operative Societies (281) *	1961-94	Redeemable Shares	(a)
2.	Transport Co-operative Societies including Association/Auto Rickshaw/Taxi (14) *	1967-94	-do-	(a)
3.	Ex-Servicemen's Societies (2) *	1970-94	-do-	(a)
4.	G.P.L./M.P.C.S./ L.A.M.P.S./F.S.S./ M.P.Co-operative Societies (172) *	1970-93 1993-94	-do- -do-	(a) (a)
5.	Manipur Tribal Development Co-operative Corporation Limited	1985-93 1993-94	-do- -do-	(a) (a)
6.	Integrated Co-operative Development Programme (3) *	1988-94	-do-	(a)

(a) Number of Shares, Debentures, Face Values etc. have not been intimated.

\* Figures inside the brackets indicate the number of Societies, Confederations etc.

NO. 13

**CORPORATIONS, GOVERNMENT COMPANIES, CO-OPERATIVE BANKS AND SOCIETIES**  
**31ST MARCH 1994 - Contd.**

*investment*

and percentage the total paid	Face value of each share/ debenture	Amount invested	Amount of dividend declared/interest received and credited to Government during the year	Remarks
Percentage (6)	(7)	(8) Rs.	(9) Rs.	(10)
(a)	(a)	7,90,440	(a)	
Total :		<u>7,90,440</u>		
(a)	(a)	2,95,000	(a)	
Total :		<u>2,95,000</u>		
(a)	(a)	30,600	(a)	
Total :		<u>30,600</u>		
(a)	(a)	3,75,73,800	(a)	
(a)	(a)	15,000		
Total :		<u>3,75,88,800</u>		
(a)	(a)	11,40,000	(a)	
(a)	(a)	50,000		
Total :		<u>11,90,000</u>		
(a)	(a)	3,72,65,750		
Total :		<u>3,72,65,750</u>		

## STATEMENT

STATEMENT SHOWING DETAILS OF INVESTMENT OF GOVERNMENT IN STATUTORY  
ETC. AS ON

Details of

Serial Number	Name of the Concern	Years of Investment	Number of shares/debentures of Government investment to up capital/debentures	
			Type (4)	Number of Shares (5)
(1)	(2)	(3)		
<b>III. Co-operative Institutions - Concl'd.</b>				
(j) Other Co-operatives - Concl'd.				
7.	Blacksmith Plant/	1989-93	-do-	(a)
	Bamboo/Stone/Chatai/	1993-94	-do-	(a)
	Leather (6)*			
8.	Film Industries	1989-93	-do-	(a)
		1993-94	-do-	(a)

Total : (j) Other Co-operatives

Total : III Co-operative Institutions

GRAND TOTAL :

---

\* Figures inside the brackets indicate the number of Societies, Confederations etc.

(a) Number of Shares, Debentures, Face Values etc. have not been intimated.

NO. 13

**CORPORATIONS, GOVERNMENT COMPANIES, CO-OPERATIVE BANKS AND SOCIETIES**  
**31ST MARCH 1994 - Concl'd.**

investment

and percentage the total paid	Face value of each share/ debenture	Amount invested	Amount of dividend declared/interest received and credited to Government during the year	Remarks
Percentage (6)	(7)	(8) Rs.	(9) Rs.	(10)
(a)	(a)	1,47,000		
(a)	(a)	20,000	(a)	
Total :		1,67,000		
(a)	(a)	5,000	(a)	
(a)	(a)	25,000		
Total :		30,000		
		7,73,57,590		
		14,10,94,765	300	
		<b>59,22,64,688</b>	<b>300</b>	

## STATEMENT NO.14

STATEMENT SHOWING THE CAPITAL AND OTHER EXPENDITURE (OTHER THAN ON REVENUE ACCOUNT) TO THE END OF 1993-94 AND THE PRINCIPAL SOURCES FROM WHICH FUNDS WERE PROVIDED FOR THAT EXPENDITURE

Heads	On 1st April 1993 ( In crores of rupees ) (2)	During the year (3)	On 31st March 1994 (4)
(1)			
<b>CAPITAL AND OTHER EXPENDITURE</b>			
<b>CAPITAL EXPENDITURE</b>			
A. Capital Account of General Services			
Capital Outlay on Public Works	(a) 59.09	4.33	63.42
Capital Outlay on Other Administrative Services	(a) 0.64	...	0.64
Total : A	59.73	4.33	64.06
B. Capital Account of Social Services	2,73.23	21.05	2,94.28
C. Capital Account of Economic Services			
(a) Capital Account of Agricultural and Allied Activities	58.02	1.93	59.95
(b) Capital Account of Rural Development	0.01	...	0.01
(c) Capital Account of Special Areas Programmes	46.59	5.74	52.33
(d) Capital Account of Irrigation and Flood Control	2,54.61	33.25	2,87.86
(e) Capital Account of Energy	1,82.24	32.30	2,14.54
(f) Capital Account of Industry and Minerals	34.30	1.83	36.13
(g) Capital Account of Transport	2,62.98	18.06	2,81.04
(i) Capital Account of Science, Technology and Environment	0.33	0.05	0.38
(j) Capital Account of General Economic Services	2.81	0.39	3.20
Total : C	8,41.89	93.55	9,35.44
TOTAL : CAPITAL EXPENDITURE	11,74.85	1,18.93	12,93.78
<b>LOANS AND ADVANCES</b>			
Loans for Education, Art and Culture	0.11	...	0.11
Loans for Water Supply and Sanitation	3.96	0.37	4.33
Loans for Housing	6.80	0.74	7.54
Loans for Urban Development	0.89	...	0.89
Loans for Welfare of Scheduled Castes/Scheduled Tribes and Other Backward Classes	2.02	...	0.02
Loans for Social Security and Welfare	0.35	...	0.35
Loans for Crop Husbandry	1.26	...	1.26
Loans for Animal Husbandry	(b)	...	(b)

(a) Differs Rs.0.01 crore due to rounding

(b) Less than one lakh

## STATEMENT NO. 14 - Contd.

(1)	(2)	(3)	(4)
CAPITAL AND OTHER EXPENDITURE - CONCLD.			
LOANS AND ADVANCES - CONCLD.			
Loans for Fisheries	0.05	(A)	0.05
Loans for Co-operation	4.71	0.75	5.46
Loans for Rural Development Programmes	0.01	...	0.01
Loans for Village and Small Industries	5.27	0.19	5.46
Loans to Government Servants, etc.	7.70	(-) 0.52	7.18
Miscellaneous Loans	0.08	...	0.08
<b>TOTAL : LOANS AND ADVANCES</b>	<b>31.21</b>	<b>1.53</b>	<b>32.74</b>
<b>TOTAL : CAPITAL AND OTHER EXPENDITURE</b>	<b>12,06.06</b>	<b>120.46</b>	<b>13,26.52</b> ~X'
PRINCIPAL SOURCES OF FUNDS			
Revenue Surplus	...	129.90	...
Public Debts -			
Internal Debt of the State Government			
Market Loans	1,01.62	12.09	1,13.71
Other Loans	68.64	0.42	69.06
Loans and Advances from the Central Government	1,77.10	(-) 0.20	1,76.90
Small Savings, Provident Funds, etc.	1,14.75	18.29	1,33.04
<b>Total : Public Debts</b>	<b>4,62.11</b>	<b>30.60</b>	<b>4,92.71</b>
Other Receipts -			
Reserve Funds	1.98	1.16	3.14
Deposits and Advances	66.58	1.45	68.03
Suspense and Miscellaneous	(-)59.02	(-) 6.83	(-)65.85
(Other than amount closed to Government Account and Cash Balances Investment Accounts) Remittances			
	(-)58.84	27.00	(-)31.84
<b>Total : Other Receipts</b>	<b>(-)49.30</b>	<b>22.78</b>	<b>(-)26.52</b>
<b>TOTAL : DEBT AND OTHER RECEIPTS</b>	<b>4,12.81</b>	<b>53.38</b>	<b>4,66.19</b>
Deduct - Cash Balance	(-)61.80	36.91	(-)24.89
Deduct - Investments	2.43	25.91	28.34
<b>NET PROVISION OF FUNDS</b>	<b>4,72.18</b>	<b>(-) 9.44</b>	<b>4,62.74</b> ~Y'

## STATEMENT NO.14 - Concl'd.

The net provision of Funds 'Y' shown in the Statement differs from the net Capital and other expenditure 'X' upto the end of the year by Rs.8,63.78 crores for the reasons explained below :

1.	Net Capital Expenditure allocated to the end of 1964-85 to the Territory Section of Accounts	5.69
2.	Net effect of balances under debt heads allocated to the end of the 1964-65 to the Territory Section of Account from the books of the Government of India	0.85
3.	Net effect of balances under Debt, Deposits and Remittances heads allocated during 1971-72 on dropping from the Central Accounts	3.05
4.	Net effect of balances under Public Debt, adopted during 1972-73 on dropping from Central Books	(-)2.62
5.	Adjustment of Balances under Suspense	2.78
6.	Net effect of Balances under Debt, Deposits and Remittance heads adopted during 1983-84 on dropping from Central Books	2.48
7.	Net Revenue Surplus to the end of 1993-94	8,51.55
	Total :	<u>8,63.78</u>



---

---

**PART - II**  
**B - DEBT, CONTINGENCY FUND AND PUBLIC ACCOUNT**

---

---

## DETAILED STATEMENT OF RECEIPTS, DISBURSEMENTS AND BALANCES UNDER HEADS OF

Heads of account	Opening balance on 1st April 1993
(1)	(2) Rs.
<b>PART I - CONSOLIDATED FUND</b>	
(i) Receipt Heads (Revenue Account) (Statement No.11)	
(ii) Expenditure Heads (Revenue Account)	
(iii) Expenditure Heads (Capital Account)	
<b>E. Public Debt</b>	
6003. Internal Debt of the State Government	1,70,25,88,373 (Cr)
6004. Loans and Advances from the Central Government	1,77,09,68,637 (Cr)
<b>Total : E. Public Debt</b>	3,47,35,57,010 (Cr)
<b>F. Loans and Advances</b>	
6202. Loans for Education, Sports, Art and Culture	10,73,190 (Dr)
6215. Loans for Water Supply	3,95,55,833 (Dr)
6216. Loans for Housing	6,79,83,328 (Dr)
6217. Loans for Urban Development	88,68,684 (Dr)
6225. Loans for Welfare of Scheduled Castes, Scheduled Tribes and other Backward Classes	2,39,573 (Dr)
6235. Loans for Social Security and Welfare	34,68,346 (Dr)
6401. Loans for Crop Husbandry	1,25,79,044 (Dr)
6403. Loans for Animal Husbandry	50,000 (Dr)
6405. Loans for Fisheries	5,45,974 (Dr)
6425. Loans for Co-operation	4,71,12,057 (Dr)
6515. Loans for other Rural Development programmes	77,507 (Dr)
6851. Loans for Village and Small Industries	5,26,77,658 (Dr)
7610. Loans to Government Servants, etc.	7,70,05,520 (Dr)
7615. Miscellaneous Loans	8,46,461 (Dr)
<b>Total : F. Loans and Advances</b>	31,20,83,175 (Dr)
<b>Total : PART I - CONSOLIDATED FUND</b>	

NO. 15

## ACCOUNT RELATING TO DEBT, CONTINGENCY FUND AND PUBLIC ACCOUNT

<i>Receipts</i>	<i>Disbursements</i>	<i>Closing balance on 31st March 1994</i>
(3) Rs.	(4) Rs.	(5) Rs.
5,67,92,47,595	...	...
...	4,38,02,11,060	...
...	1,18,93,27,479	...
94,34,00,968	81,82,63,956	1,82,77,25,385 (Cr)
72,57,99,603	72,77,98,252	1,76,89,69,988 (Cr)
<hr/> 1,66,92,00,571 <hr/>	<hr/> 1,54,60,62,208 <hr/>	<hr/> 3,59,66,95,373 (Cr) <hr/>
...	...	10,73,190 (Dr)
...	37,12,924	4,32,68,757 (Dr)
1,39,676	75,40,000	7,53,83,652 (Dr)
...	...	88,68,684 (Dr)
...	...	2,39,573 (Dr)
...	...	34,68,346 (Dr)
...	...	1,25,79,044 (Dr)
...	...	50,000 (Dr)
...	...	5,45,974 (Dr)
3,00,451	77,65,400	5,45,77,006 (Dr)
...	...	77,507 (Dr)
1,48,726	20,92,520	5,46,21,452 (Dr)
1,19,82,982	67,84,820	7,18,07,358 (Dr)
...	...	8,46,461 (Dr)
<hr/> 1,25,71,835 <hr/>	<hr/> 2,78,95,664 <hr/>	<hr/> 32,74,07,004 (Dr) <hr/>
<hr/> 7,36,10,20,001 <hr/>	<hr/> 7,14,34,96,411 <hr/>	

<i>Heads of account</i>	<i>Opening balance on 1st April 1993</i>
(1)	(2) Rs.
<b>PART III - PUBLIC ACCOUNT</b>	
<b>I. Small Savings, Provident Funds, etc.</b>	
(b) Provident Funds	
8005. State Provident Funds	1,08,33,76,345 (Cr)
(c) Other Accounts	
8011. Insurance and Pension Funds	6,41,75,880 (Cr)
<b>Total : I. Small Savings, Provident Funds, etc.</b>	<b>1,14,75,52,225 (Cr)</b>
<b>J. Reserve Funds</b>	
(b) Reserve Funds not Bearing Interest	
8226. Depreciation/Renewal Reserve Fund	
101. Depreciation Reserve Funds of Government Commercial Departments/Undertakings	23,98,000 (Cr)
<b>Total : 8226. Depreciation/ Renewal Reserve Fund</b>	<b>23,98,000 (Cr)</b>
8235. General and other Reserve Funds	
111. Calamities relief	1,74,22,500 (Cr)
<b>Total : 8235. General and other Reserve Funds</b>	<b>1,74,22,500 (Cr)</b>
<b>Total : (b) Reserve Funds not Bearing Interest</b>	<b>1,74,22,500 (Cr)</b>
<b>Total : J. Reserve Funds</b>	<b>1,98,20,500 (Cr)</b>
<b>K. Deposits and Advances</b>	
(a) Deposits Bearing Interest	
8336. Civil Deposits	
800. Other Deposits	2,35,79,948 (Cr)
<b>Total : 8336. Civil Deposits</b>	<b>2,35,79,948 (Cr)</b>
<b>Total : (a) Deposits bearing interest</b>	<b>2,35,79,948 (Cr)</b>

NO. 15 - Contd.

<i>Receipts</i>	<i>Disbursements</i>	<i>Closing balance on 31st March 1994</i>
(3) Rs.	(4) Rs.	(5) Rs.
35,01,56,738	17,51,84,032	1,25,83,49,051 (Cr)
1,57,36,938	78,20,146	7,20,92,672 (Cr)
<u>36,58,93,676</u>	<u>18,30,04,178</u>	<u>1,33,04,41,723 (Cr)</u>
...	...	23,98,000 (Cr)
...	...	23,98,000 (Cr)
1,16,20,663	...	2,90,43,163 (Cr)
1,16,20,663	...	2,90,43,163 (Cr)
1,16,20,663	...	2,90,43,163 (Cr)
1,16,20,663	...	3,14,41,163 (Cr)
...	...	2,35,79,948 (Cr)
...	...	2,35,79,948 (Cr)
...	...	2,35,79,948 (Cr)

Heads of account	Opening balance on 1st April 1993
(1)	(2) Rs.
<b>PART III - PUBLIC ACCOUNT - Contd.</b>	
<b>K. Deposits and Advances - Concl'd.</b>	
(b) Deposits Not bearing Interest	
8443. Civil Deposits	
101. Revenue Deposits	10,46,750 (Cr)
103. Security Deposits	5,38,20,042 (Cr)
104. Civil Courts Deposits	3,62,77,644 (Cr)
105. Criminal Courts Deposits	1,677 (Cr)
106. Personal Deposits	2,52,82,721 (Cr)
108. Public works Deposits	30,58,05,580 (Cr)
109. Forest Deposits	69,43,580 (Cr)
111. Other Departmental Deposits	72,27,735 (Cr)
Total : 8443 Civil Deposits	43,64,05,729 (Cr)
8448. Deposits of Local Funds	
120. Other Funds	3,80,464 (Cr)
Total : 8448. Deposits of Local Funds	3,80,464 (Cr)
8449. Other Deposits	
120. Miscellaneous Deposits	18,46,47,012 (Cr)
Total : 8449. Other Deposits	18,46,47,012 (Cr)
Total : (b) Deposits Not Bearing Interest	62,14,33,205 (Cr)
(c) Advances	
8550. Civil Advances	
101. Forest Advances	3,77,23,578 (Cr)
102. Revenue Advances	52,499 (Dr)
103. Other Departmental Advances	82,54,850 (Dr)
104. Other Advances	85,92,065 (Dr)
Total : 8550. Civil Advances	2,08,24,164 (Cr)
Total : (c) Advances	2,08,24,164 (Cr)
Total : K. Deposits and Advances	66,58,37,317 (Cr)

NO. 15 - Contd.

<i>Receipts</i>	<i>Disbursements</i>	<i>Closing balance on 31st March 1994</i>
(3) Rs.	(4) Rs.	(5) Rs.
...	2,32,094	8,14,656 (Cr)
29,15,797	25,02,609	5,42,33,230 (Cr)
...	...	3,62,77,644 (Cr)
...	...	1,677 (Cr)
12,86,46,165	13,11,58,430	2,27,70,456 (Cr)
10,32,18,111	13,34,50,625	27,55,73,066 (Cr)
...	...	69,43,580 (Cr)
...	...	72,27,735 (Cr)
<u>23,47,80,073</u>	<u>26,73,43,758</u>	<u>40,38,42,044 (Cr)</u>
...	...	3,80,464 (Cr)
...	...	3,80,464 (Cr)
<u>18,44,71,063</u>	<u>9,92,95,745</u>	<u>26,98,22,330 (Cr)</u>
<u>18,44,71,063</u>	<u>9,92,95,745</u>	<u>26,98,22,330 (Cr)</u>
<u>41,92,51,136</u>	<u>36,66,39,503</u>	<u>67,40,44,838 (Cr)</u>
19,06,044	4,00,14,139	3,84,517 (Dr)
...	...	52,499 (Dr)
...	...	82,54,850 (Dr)
1,500	40,152	86,30,717 (Dr)
<u>19,07,544</u>	<u>4,00,54,291</u>	<u>1,73,22,508 (Dr)</u>
<u>19,07,544</u>	<u>4,00,54,291</u>	<u>1,73,22,583 (Dr)</u>
<u>42,11,58,680</u>	<u>40,66,93,794</u>	<u>68,03,02,203 (Cr)</u>

Heads of account (1)	Opening balance on 1st April 1993 (2) Rs.
<b>PART III - PUBLIC ACCOUNT - Contd.</b>	
<b>L. Suspense and Miscellaneous</b>	
(b) Suspense	
8658. Suspense Accounts	
101. Pay and Accounts Office Suspense	19,53,79,339 (Dr)
102. Suspense Account (Civil) 'A'	27,28,60,280 (Dr)
107. Cash settlement Suspense Account 'A'	32,19,92,442 (Dr)
109. Reserve Bank Suspense - Headquarters	6,88,38,937 (Dr)
110. Reserve Bank Suspense - Central Accounts Office	58,04,718 (Cr)
111. Departmental Adjusting Account	14,92,24,320 (Dr)
112. Tax Deducted at Source Suspense	2,85,62,190 (Cr)
113. Provident Fund Suspense	2,437 (Cr)
120. Additional Dearness Allowance Deposit Suspense Account	1,02,11,666 (Dr)
123. A.I.S. Officers Group Insurance Scheme	18,65,14,560 (Cr)
126. Broadcasting Receiver Licence Fee Suspense	62,688 (Cr)
129. Material Purchase Settlement Suspense Account	22,11,24,514 (Cr)
Total : 8658. Suspense Account	<u>57,64,35,877 (Dr)</u>
Total : (b) Suspense	<u>57,64,35,877 (Dr)</u>
(c) Other Accounts	
8670. Cheques and Bills	
103. Departmental cheques	96,750 (Dr)
8671. Departmental Balances	
101. Civil	1,34,05,144 (Dr)
8672. Permanent Cash Imprest	
101. Civil	1,58,951 (Dr)
8673. Cash Balance Investment Account	
101. Cash Balance Investment Account	2,43,00,000 (Dr)
Total : (c) Other Accounts	<u>3,79,60,845 (Dr)</u>

'A' Differs Rs.13,41,37,676 from previous years balances due to proforma transfer.



NO. 15 - Contd.

Receipts (3) Rs.	Disbursements (4) Rs.	Closing balance on 31st March 1994 (5) Rs.
14,83,87,453	6,56,54,637	11,26,46,523 (Dr)
11,14,04,912	4,36,70,007	20,51,25,375 (Dr)
4,04,58,829	3,54,52,109	31,69,85,722 (Dr)
...	(-) 6,88,39,936 'A'	999 (Cr)
7,04,51,430	19,65,30,596	12,02,74,448 (Dr)
1,90,69,837 *	64,60,578	13,66,15,061 (Dr)
1,13,10,198	1,37,98,147	2,60,74,241 (Cr)
...	...	2,437 (Cr)
...	...	'B' 1,02,11,666 (Dr)
(-) 12,89,50,803 'A'	12,42,073	5,63,21,684 (Cr)
...	...	62,688 (Cr)
4,88,68,782	6,36,91,709	20,63,01,587 (Cr)
<u>32,10,00,638</u>	<u>35,76,59,920</u>	<u>61,30,95,159 (Dr)</u>
<u>32,10,00,638</u>	<u>35,76,59,920</u>	<u>61,30,95,159 (Dr)</u>
...	...	'C' 96,750 (Dr)
3,76,03,301	6,91,50,383	4,49,52,226 (Dr)
...	11,598	1,70,549 (Dr)
<u>3,07,64,06,627</u>	<u>3,33,55,00,000</u>	<u>28,33,93,373 (Dr)</u>
<u>3,11,40,09,928</u>	<u>3,40,46,61,981</u>	<u>32,86,12,898 (Dr)</u>

'A' Minus figures are due to clearance/adjustment of the previous years balances.

'B' Adverse balance is under scrutiny.

'C' Adopted proforma on 21.1.72 on dropping from Central Account. The balance is under scrutiny.

Heads of account (1)	Opening balance on 1st April 1993 (2) Rs.
<b>PART III - PUBLIC ACCOUNT - Contd.</b>	
<b>L. Suspense and Miscellaneous - Concl'd.</b>	
(d) Accounts with Governments of Foreign Countries	
8679. Accounts with Governments of other Countries	
103. Burma	1,59,680 (Dr)
	<hr/>
Total : (d) Accounts with Governments of Foreign Countries	1,59,680 (Dr)
	<hr/>
Total : L (b) + (c) + (d)	61,45,56,402 (Dr)
	<hr/>
(e) Miscellaneous	
8680. Miscellaneous Government Accounts	
102. Writes-off from Heads of Account closing to balance	...
	<hr/>
Total : 8680. Miscellaneous Government Accounts	...
	<hr/>
Total : (e) Miscellaneous	...
	<hr/>
<b>Total : L. Suspense and Miscellaneous</b>	<b>...</b>
	<hr/>
<b>M. Remittances</b>	
(a) Money orders and other remittances	
8782. Cash Remittances and adjustments between officers rendering accounts to the same Accounts Officer	
101. Cash Remittances between Treasuries and Currency Chests	3,05,48,679 (Cr)
102. Public Works Remittances	39,62,51,050 (Dr)
103. Forest Remittances	21,72,33,692 (Dr)
105. Reserve Bank of India Remittances	2,25,19,931 (Dr)
	<hr/>
Total : 8782. Cash Remittances, etc.	60,54,55,994 (Dr)
	<hr/>
Total : (a) Money Orders and other remittances	60,54,55,994 (Dr)
	<hr/>

NO. 15 - Contd.

<i>Receipts</i>	<i>Disbursements</i>	<i>Closing balance</i> <i>on 31st March 1994</i>
(3) Rs.	(4) Rs.	(5) Rs.
...	29,283	1,88,963 (Dr)
...	29,283	1,88,963 (Dr)
3,43,50,10,566	3,76,23,51,184	94,18,97,020 (Dr)
...	...	...
...	...	...
...	...	...
3,43,50,10,566	3,76,23,51,184	...
33,15,59,404	23,99,70,946	12,21,37,137 (Cr)
1,88,76,39,025	1,76,42,23,925	27,28,35,950 (Dr)
17,33,00,086	12,53,06,128	16,92,39,734 (Dr)
77,55,720	4,92,873	1,52,57,084 (Dr)
2,40,02,54,235	2,12,99,93,872	33,51,95,631 (Dr)
2,40,02,54,235	2,12,99,93,872	33,51,95,631 (Dr)

Heads of account	Opening balance on 1st April 1993
(1)	(2) Rs.
<b>PART III - PUBLIC ACCOUNT - Concl'd.</b>	
<b>M. Remittances - Concl'd.</b>	
(b) Inter Government Adjustment Accounts	
8786. Adjusting Account between Central and State Governments	1,76,08,174 (Cr)
8793. Inter State Suspense Account	5,55,213 (Dr)
	<hr/>
Total : (b) Inter Government Adjustment Accounts	1,70,52,961 (Cr)
	<hr/>
<b>Total : M. Remittances</b>	<b>58,84,03,033 (Dr)</b>
	<hr/>
<b>Total : PART III - PUBLIC ACCOUNT</b> (Receipts and Disbursements)	...
	<hr/>
Total : PART I and III Receipts and Disbursements	...
	<hr/>
<b>N. Cash Balance</b>	
8999. Cash Balance (opening)	
101. Cash in Treasuries	
102. Deposits with Reserve Bank	
Total :	
8999. Cash Balance (Closing)	
101. Cash in Treasuries	
102. Deposits with Reserve Bank	
Total :	
<b>GRAND TOTAL :</b>	

O. 15 - Concl'd.

Receipts	Disbursements	Closing balance on 31st March 1994
(3) Rs.	(4) Rs.	(5) Rs.
...	...	1,76,08,174 (Cr)
9,360	2,91,354	8,37,207 (Dr)
9,360	2,91,354	1,67,70,967 (Cr)
2,40,02,63,595	2,13,02,85,226	31,84,24,664 (Dr)
6,63,39,47,180	6,48,23,34,382	...
13,99,49,67,181	13,62,58,30,793	...
8,61,59,562		
(-) 70,42,10,632		
(-) 61,80,51,070		
	56,57,111	
	(-) 25,45,71,793 (Cr)	
	(-) 24,89,14,682	
13,37,69,16,111	13,37,69,16,111	

There was a difference of Rs.7.67 crores (excess in accounts) between the figures reflected in the Accounts (- Rs.25.46 crores) and that intimated by the A.B.I. (-Rs.17.79 crores) for the reasons explained below :

(i) Rs.97.51 crores (Cr) being less adjustment by the Bank in respect of all treasuries during 1971-72 to 1993-94.

(ii) Rs.88.63 crores (Dr) adjusted in excess by the Bank against all treasuries during 1971-72 to 1993-94.

(iii) Rs.1.21 crores (Cr) is under scrutiny.

## DETAILED STATEMENT OF DEBT AND OTHER

Description of Debt	Balance as on 1st April 1993
(1)	(2)
	Rs.
<b>E. PUBLIC DEBT</b>	
<b>6003. Internal Debt of the State Government</b>	
101. Market Loans	1,01,61,68,653
103. Loans from the Life Insurance Corporation of India	4,63,94,937
104. Loans from General Insurance Corporation of India	2,77,07,655
105. Loans from the National Bank for Agriculture and Rural Development	96,350
108. Loans from National Co-operative Development Corporation	8,23,57,938
109. Loans from other Institutions	42,25,76,840
110. Ways and Means Advances from the Reserve Bank of India	10,72,86,000
	<hr/>
<b>Total : 6003. Internal Debt of the State Government</b>	<b>1,70,25,88,373</b>
	<hr/>
<b>6004. Loans and Advances from the Central Government</b>	
01. Non-Plan Loans	
101. Loans to cover gap in resources	20,50,00,000
102. Share of Small Saving Collections	33,26,00,000
201. House Building Advances	55,44,388
Police - Modernisation of police force	46,02,190
Education-National Loan Scholarship Schemes	1,31,980
Crop Husbandry - Manures and Fertilizers	65,00,000
	<hr/>
<b>Total : 01. Non - Plan Loans</b>	<b>55,43,78,558</b>
	<hr/>
02. Loans for State/Union Territory Plan Schemes	
101. Block Loans	32,71,90,108
104. 1984-89 State Plan Loans Consolidated in terms of recommendations of the 9th Finance Commission	30,96,09,813
	<hr/>
<b>Total : 02. Loans for State/Union Territory Plan Schemes</b>	<b>63,67,99,921</b>
	<hr/>

NO. 16

## INTEREST BEARING OBLIGATIONS OF GOVERNMENT

<i>Additions during the year</i>	<i>Discharges during the year</i>	<i>Balance as on 31st March 1994</i>
(3)	(4)	(5)
Rs.	Rs.	Rs.
15,05,02,000	2,96,27,000	1,13,70,43,653
69,00,000	35,37,860	4,97,57,077
...	8,73,335	2,68,34,320
...	...	96,350
1,07,91,700	1,00,72,833	8,30,76,805
11,47,67,268	64,26,928	53,09,17,180
66,04,40,000	76,77,26,000	...
<hr/>	<hr/>	<hr/>
94,34,00,968	81,82,63,956	1,82,77,25,385
<hr/>	<hr/>	<hr/>
...	9,50,00,000	11,00,00,000
3,65,00,000	14,70,000	36,76,30,000
13,45,200	8,25,643	60,63,945
98,31,500	2,12,050	1,42,21,640
...	...	1,31,980
...	65,00,000	...
<hr/>	<hr/>	<hr/>
4,76,76,700	10,40,07,693	49,80,47,565
<hr/>	<hr/>	<hr/>
16,43,91,100	99,01,116	48,16,80,092
...	2,90,34,000	28,05,75,813
<hr/>	<hr/>	<hr/>
16,43,91,100	3,89,35,116	76,22,55,905
<hr/>	<hr/>	<hr/>

Description of Debt	Balance as on 1st April 1993
(1)	(2) Rs.
<b>E. PUBLIC DEBT - Contd.</b>	
<b>6004. Loans and Advances from the Central Government -Contd.</b>	
03. Loans for Central Plan Schemes	
Rehabilitation -	82,842
Repatriates from Burma	15,27,865
Dry Land Development	
Soil and Water Conservation -	
Soil Conservation	10,27,951
Fisheries - Inland Fisheries	80,000
Co-operation-Credit Co-operatives	17,50,001
Village and Small Industries -	
102. Small Scale Industries	5,50,000
Other Rural Development Programmes	1,08,734
	<hr/>
Total : 03. Loans for Central Plan Schemes	51,27,393
	<hr/>
04. Loans for Centrally Sponsored Plan Schemes	
Integrated Development of Small and Medium Towns -	2,38,85,000
Consumer Co-operation -	14,11,600
Flood Control and Drainage -	
Anti Sea Erosion Projects -	10,88,000
Co-operation - Assistance to Credit co-operatives	16,24,222
Civil Supplies - Assistance to Consumer Co-operatives in Urban Areas	4,26,844
Transmission and Distribution -	
Inter State Transmission Lines	31,72,321
Village and Small Industries -	
102. Small Scale Industries	33,47,836
103. Handloom Industries	56,36,020
Forestry - Forest Conservation Development and Regeneration	68,78,462
Co-operation -	
108. Loans to Other Co-operatives	7,20,000
Roads of Inter State or Economic Importance	87,11,332
National Water Shed Development Project for rainfed areas	(a) 43,63,125
Total : 04. Loans for Centrally Sponsored Plan Schemes	<hr/> 6,12,64,762 <hr/>

(a) The opening balance of Rs.3,65,625 of minor head "Commercial Crops" has been clubbed.



NO. 16 - Contd.

<i>Additions during the year</i> (3) Rs.	<i>Discharges during the year</i> (4) Rs.	<i>Balance as on 31st March 1994</i> (5) Rs.
...	...	82,842
...	1,75,800	13,52,065
1,62,500	79,942	11,10,509
...	40,000	40,000
...	5,83,333	11,66,668
...	50,000	5,50,000
...	15,533	93,201
<hr/>	<hr/>	<hr/>
1,62,500	9,44,608	43,45,285
<hr/>	<hr/>	<hr/>
...	3,40,000	2,35,45,000
...	1,62,400	12,49,200
...	64,000	10,24,000
...	2,13,318	14,10,904
21,00,000	2,70,593	22,56,251
...	1,76,240	29,96,081
...	4,53,749	28,94,087
26,91,100	12,59,820	70,67,300
...	7,30,267	61,48,195
7,80,000	...	15,00,000
25,35,000	4,08,667	1,08,37,665
...	88,513	42,74,612
<hr/>	<hr/>	<hr/>
81,06,100	41,67,567	6,52,03,295
<hr/>	<hr/>	<hr/>

## STATEMENT

Description of Debt (1)	Balance as on 1st April 1993 (2) Rs.
<b>E. PUBLIC DEBT - Concl'd.</b>	
<b>6004. Loans and Advances from the Central Government - Concl'd.</b>	
05. Loans for Special Schemes	
101. Schemes of North Eastern Council	3,63,52,539
Total : 05 Loans for Special Schemes	<u>3,63,52,539</u>
06. Ways and means Advances	51,00,000
Total : 06 Ways and Means Advances	<u>51,00,000</u>
07. Pre 1984-85 loans	
102. National Loan Scholarship Schemes	5,81,572
103. Loans to clear overdrafts advanced during 1982-83 and 1983-84	6,62,90,000
105. Small Savings Loans	76,02,000
107. Pre 1979-80 Consolidated Loans re-consolidated into 30 years loans	16,38,00,406
108. 1979-84 Consolidated Loans	23,35,57,861
109. Rehabilitation of Gold Smiths	1,13,625
Total : 07. Pre-1984-85 Loans	<u>47,19,45,464</u>
<b>Total : 6004 - Loans and Advances     from the Central Government</b>	<u>1,77,09,68,637</u>
<b>Total E. PUBLIC DEBT</b>	<u>3,47,35,57,010</u>
<b>I. SMALL SAVINGS, PROVIDENT FUNDS ETC.</b>	
(b) <b>Provident Funds</b>	
<b>8005. State Provident Funds</b>	
01. Civil	
101. General Provident Fund	1,07,93,72,535
102. Contributory Provident Fund	9,680
104. All India Services Provident Fund	39,92,619
Total : 01. Civil	<u>1,08,33,74,834</u>
60. Other Provident Funds	
101. Workmen's Contributory Provident Fund	1,511
<b>Total : 8005. State Provident Funds</b>	<u>1,08,33,76,345</u>

NO. 16 - Contd.

<i>Additions during the year</i> (3) Rs.	<i>Discharges during the year</i> (4) Rs.	<i>Balance as on 31st March 1994</i> (5) Rs.
1,54,63,203	47,37,268	4,70,78,474
<u>1,54,63,203</u>	<u>47,37,268</u>	<u>4,70,78,474</u>
49,00,00,000	49,00,00,000	51,00,000
<u>49,00,00,000</u>	<u>49,00,00,000</u>	<u>51,00,000</u>
...	...	5,81,572
...	6,62,90,000	...
...	5,81,000	70,21,000
...	75,51,000	15,62,49,406
...	1,05,84,000	22,29,73,861
...	...	1,13,625
...	8,50,06,000	38,69,39,464
<u>72,57,99,603</u>	<u>72,77,98,252</u>	<u>1,76,81,89,988</u>
<u>1,66,92,00,571</u>	<u>1,54,60,62,208</u>	<u>3,59,66,95,373</u>
34,84,00,770	17,43,71,428	1,25,34,01,877
...	...	9,680
17,55,968	8,12,604	49,35,983
<u>35,01,56,738</u>	<u>17,51,84,032</u>	<u>1,25,83,47,540</u>
...	...	1,511
<u>35,01,56,738</u>	<u>17,51,84,032</u>	<u>1,25,83,49,051</u>

## STATEMENT

Description of Debt	Balance as on 1st April 1993
(1)	(2) Rs.
<b>I. SMALL SAVINGS, PROVIDENT FUNDS ETC -Concl'd.</b>	
(c) Other Accounts	
<b>8011. Insurance and Pension Funds</b>	
107. State Government Employees Group Insurance Scheme	6,41,75,880
	<hr/>
<b>Total : 8011. Insurance and Pension Funds</b>	6,41,75,880
	<hr/>
<b>Total : I. SMALL SAVINGS, PROVIDENT FUNDS ETC.</b>	1,14,75,52,225
	<hr/>
<b>K. DEPOSITS AND ADVANCES</b>	
(a) Deposits Bearing Interest	
<b>8336. Civil Deposits</b>	
800. Other Deposits	2,35,79,948
	<hr/>
<b>Total : 8336 Civil Deposits</b>	2,35,79,948
	<hr/>
<b>Total : K. DEPOSITS AND ADVANCES</b>	2,35,79,948
	<hr/>
<b>GRAND TOTAL :</b>	<b>4,64,46,89,183</b>
	<hr/>

NO. 16 - Contd.

<i>Additions during the year</i> (3) Rs.	<i>Discharges during the year</i> (4) Rs.	<i>Balance as on 31st March 1994</i> (5) Rs.
1,57,36,938	78,20,146	7,20,92,672
1,57,36,938	78,20,146	7,20,92,672
36,58,93,676	18,30,04,178	1,33,04,41,723
...	...	2,35,79,948
...	...	2,35,79,948
...	...	2,35,79,948
<b>2,03,50,94,247</b>	<b>1,72,90,66,386</b>	<b>4,95,07,17,044</b>

## ANNEXURE TO STATE-

## DETAILED STATEMENT OF DEBT AND OTHER

Description of Debt (1)	When raised (2)	Balance as on 1st April 1993 (3) Rs.
<b>E. PUBLIC DEBT</b>		
<b>6003. Internal Debt of the State Government</b>		
101. Market Loans		
<b>(a) Market Loans bearing interest</b>		
(i) 7 percent Manipur State Development Loan 1993	1981-82	3,05,00,000
(ii) 7.5 percent Manipur State Development Loan 1997	1982-83	3,30,00,000
(iii) 8.75 percent Manipur State Development Loan 2000	1983-84	3,90,00,000
(iv) 9 percent Manipur State Development Loan 1999	1984-85	9,09,20,000
(v) 9.75 percent Manipur State Development Loan 1998	1985-86	7,98,00,000
(vi) 11 percent Manipur State Development Loan 2001	1986-87	7,42,50,000
(vii) 11 percent Manipur State Development Loan 2002	1987-88	7,97,50,000
(viii) 11.5 percent Manipur State Development Loan 2008	1988-89	9,77,00,000
(ix) 11.5 percent Manipur State Development Loan 2009	1989-90	11,43,00,000
(x) 11.5 percent Manipur State Development Loan 2010	1990-91	11,03,00,000
(xi) 11.5 percent Manipur State Development Loan 2011	1991-92	4,54,00,000
(xii) 12 percent Manipur State Development Loan 2011	1991-92	7,59,00,000
(xiii) 13% Manipur State Development Loan 2007	1992-93	14,52,40,000
(xiv) 13.5% Manipur State Development Loan 2003	1993-94	...
Total : Market Loans bearing interest		1,01,60,60,000
<b>(b) Market Loans not bearing interest</b>		
Manipur State Development Loan		1,08,653
<b>Total : Market Loans not bearing interest</b>		1,08,653
Total : 101		1,01,61,68,653

MENT NO. 16

## INTEREST BEARING OBLIGATIONS OF GOVERNMENT

<i>Additions during the year</i>	<i>Discharges during the year</i>	<i>Balance as on 31st March 1994</i>
(4)	(5)	(6)
Rs.	Rs.	Rs.
...	2,96,27,000	8,73,000
...	...	3,30,00,000
...	...	3,90,00,000
...	...	9,09,20,000
...	...	7,98,00,000
...	...	7,42,50,000
...	...	7,97,50,000
...	...	9,77,00,000
...	...	11,43,00,000
...	...	11,03,00,000
...	...	4,54,00,000
...	...	7,59,00,000
...	...	14,52,40,000
15,05,02,000	...	15,05,02,000
<u>15,05,02,000</u>	<u>2,96,27,000</u>	<u>1,13,69,35,000</u>
...	...	1,08,653
...	...	1,08,653
<u>15,05,02,000</u>	<u>2,96,27,000</u>	<u>1,13,70,43,653</u>

## ANNEXURE TO STATE-

Description of Debt (1)	When raised (2)	Balance as on 1st April 1993 (3) Rs.
<b>E. PUBLIC DEBT - Contd.</b>		
<b>6003. Internal Debt of the State Government - Concl'd.</b>		
103. Loans from Life Insurance Corporation of India	1974-94	4,63,94,937
104. Loans from the General Insurance Corporation of India	1984-94	2,77,07,655
105. Loans from the National Bank for Agricultural and Rural Development	1976-94	96,350
108. Loans from the National Co-operative Development Corporation	1973-94	8,23,57,938
109. Loans from other Institutions Loans from the Rural Electrification Corporation	1979-94	42,25,76,840
110. Ways and Means Advances from the Reserve Bank of India		10,72,86,000
<b>Total : 6003 - Internal Debt of the State Government</b>		<b>1,70,25,88,373</b>
<b>6004. Loans and advances from the Central Government</b>		
<i>01. Non Plan Loans</i>		
101. Loans to Cover Gap in Resources	1985-86	4,50,00,000
	1990-91	16,00,00,000
<b>Total : 101</b>		<b>20,50,00,000</b>
102. Share of Small Savings Collection	1984-85	34,00,000
	1985-86	55,80,000
	1986-87	91,20,000



## MENT NO. 16 - Contd.

<i>Additions during the year</i>	<i>Discharges during the year</i>	<i>Balance as on 31st March 1994</i>
(4)	(5)	(6)
Rs.	Rs.	Rs.
69,00,000	35,37,860	4,97,57,077
...	8,73,335	2,68,34,320
...	...	96,350
1,07,91,700	1,00,72,833	8,30,76,805
11,47,67,268	64,26,928	53,09,17,180
66,04,40,000	76,77,26,000	...
<hr/> 94,34,00,968	<hr/> 81,82,63,956	<hr/> 1,82,77,25,385
...	1,50,00,000	3,00,00,000
...	8,00,00,000	8,00,00,000
<hr/> ...	<hr/> 9,50,00,000	<hr/> 11,00,00,000
...	2,00,000	32,00,000
...	3,10,000	52,70,000
...	4,80,000	86,40,000

## ANNEXURE TO STATE-

Description of Debt (1)	When raised (2)	Balance as on 1st April 1993 (3) Rs.
<b>E. PUBLIC DEBT - Contd.</b>		
<b>6004. Loans and advances from the Central Government - Contd.</b>		
102. Share of Small Savings Collection - Concl'd.	1987-88	96,00,000
	1988-89	1,99,00,000
	1989-90	16,81,00,000
	1990-91	6,63,00,000
	1991-92	2,40,00,000
	1992-93	2,66,00,000
	1993-94	...
Total : 102		<u>33,26,00,000</u>
201. House Building Advance	1984-85	1,15,995
	1985-86	2,80,912
	1986-87	1,85,755
	1987-88	2,23,250
	1988-89	3,00,000
	1989-90	10,43,695
	1990-91	10,76,724
	1991-92	15,68,057
	1992-93	7,50,000
	1993-94	...
Total : 201		<u>55,44,388</u>
115. Modernisation of Police Force	1984-85	2,57,040
	1985-86	3,62,880
	1986-87	3,70,120
	1987-88	4,03,200
	1988-89	4,23,360
	1989-90	4,43,520
	1990-91	3,68,000
	1991-92	11,08,320
	1992-93	8,65,750
	1993-94	...
Total : 115		<u>46,02,190</u>
Education - National Loan Scholarship Schemes	1984-85	74,660
	1985-86	22,000
	1986-87	35,320
Total :		<u>1,31,980</u>

## MENT NO. 16 - Contd.

<i>Additions during the year</i>	<i>Discharges during the year</i>	<i>Balance as on 31st March 1994</i>
(4)	(5)	(6)
Rs.	Rs.	Rs.
...	4,80,000	91,20,000
...	...	1,99,00,000
...	...	16,81,00,000
...	...	6,63,00,000
...	...	2,40,00,000
...	...	2,66,00,000
3,65,00,000	...	3,65,00,000
<hr/>	<hr/>	<hr/>
3,65,00,000	14,70,000	36,76,30,000
...	57,998	57,997
...	93,636	1,87,276
...	46,440	1,39,315
...	44,650	1,78,600
...	50,000	2,50,000
...	1,49,099	8,94,596
...	1,34,591	9,42,133
...	1,74,229	13,93,828
...	75,000	6,75,000
13,45,200	...	13,45,200
<hr/>	<hr/>	<hr/>
13,45,200	8,25,643	60,63,945
...	15,120	2,41,920
...	20,160	3,42,720
...	19,480	3,50,640
...	20,160	3,83,040
...	20,160	4,03,200
...	20,160	4,23,360
...	16,000	3,52,000
...	46,180	10,62,140
...	34,630	8,31,120
98,31,500	...	98,31,500
<hr/>	<hr/>	<hr/>
98,31,500	2,12,050	1,42,21,640
...	...	74,660
...	...	22,000
...	...	35,320
<hr/>	<hr/>	<hr/>
...	...	1,31,980
<hr/>	<hr/>	<hr/>

## ANNEXURE TO STATE-

Description of Debt (1)	When raised (2)	Balance as on 1st April 1993 (3) Rs.
<b>E. PUBLIC DEBT - Contd.</b>		
<b>6004. Loans and advances from the Central Government - Contd.</b>		
Crop Husbandry		
105. Manures and Fertilizers	1992-93	65,00,000
Total :		<u>65,00,000</u>
Total : 01		<u>55,43,78,558</u>
02. Loans for State/ Union Territory Plan Schemes		
101. Block Loans	1989-90	4,58,56,134
	1990-91	7,73,02,450
	1991-92	10,48,11,524
	1992-93	9,92,20,000
	1993-94	...
Total : 101		<u>32,71,90,108</u>
104. 1984-89 State Plan Loans Consolidated in terms of recommendations of the 9th Finance Commission	1989-90	30,96,09,813
Total : 02		<u>63,67,99,921</u>
03. Loans for Central Plan Schemes		
Rehabilitation - Rehabili- tation of Repatriates		
from Burma	1985-86	15,642
	1986-87	67,200
Total :		<u>82,842</u>
Dry Land Development		
	1985-86	5,51,466
	1986-87	8,30,399
	1987-88	1,46,000
Total :		<u>15,27,865</u>

## MENT NO. 16 - Contd.

<i>Additions during the year</i>	<i>Discharges during the year</i>	<i>Balance as on 31st March 1994</i>
(4)	(5)	(6)
Rs.	Rs.	Rs.
...	65,00,000	...
...	65,00,000	...
<u>4,76,76,700</u>	<u>10,40,07,693</u>	<u>49,80,47,565</u>
...	26,98,866	4,31,57,268
...	20,34,275	7,52,68,175
...	26,87,475	10,21,24,049
...	24,80,500	9,67,39,500
16,43,91,100	...	16,43,91,100
<u>16,43,91,100</u>	<u>99,01,116</u>	<u>48,16,80,092</u>
...	2,90,34,000	28,05,75,813
<u>16,43,91,100</u>	<u>3,89,35,116</u>	<u>76,22,55,905</u>
...	...	15,642
...	...	67,200
...	...	82,842
...	68,933	4,82,533
...	92,267	7,38,132
...	14,600	1,31,400
...	1,75,800	13,52,065

## ANNEXURE TO STATE-

Description of Debt (1)	When raised (2)	Balance as on 1st April 1993 (3) Rs.
<b>E. PUBLIC DEBT - Contd.</b>		
<b>6004. Loans and advances from the Central Government - Contd.</b>		
03. Loans for Central Plan Schemes - Concl'd.		
Other Rural		
Development Programmes	1984-85	1,08,734
Soil and Water Conservation -		
102. Soil Conservation	1987-88	1,02,085
	1988-89	71,132
	1989-90	2,30,400
	1990-91	1,73,334
	1991-92	1,40,000
	1992-93	3,11,000
	1993-94	...
Total :		<u>10,27,951</u>
Co-operation -		
107. Credit Co-operatives	1986-87	17,50,001
Fisheries -		
101. Inland Fisheries	1984-85	80,000
Village and Small Industries -		
102. Small Scale Industries	1991-92	5,50,000
Total : 03		<u>51,27,393</u>
04. Loans for Centrally Sponsored Plan Schemes		
Integrated Development of Small and Medium Towns		
	1985-86	10,80,000
	1986-87	8,55,000
	1987-88	47,00,000
	1990-91	54,42,000
	1991-92	15,00,000
	1992-93	1,03,08,000
Total :		<u>2,38,85,000</u>

## MENT NO. 16 - Contd.

<i>Additions during the year</i>	<i>Discharges during the year</i>	<i>Balance as on 31st March 1994</i>
(4)	(5)	(6)
Rs.	Rs.	Rs.
...	15,533	93,201
...	10,208	91,877
...	6,467	64,665
...	19,200	2,11,200
...	13,333	1,60,001
...	10,000	1,30,000
...	20,734	2,90,266
1,62,500	...	1,62,500
<hr/> 1,62,500	<hr/> 79,942	<hr/> 11,10,509
...	5,83,333	17,66,668
...	40,000	40,000
...	50,000	5,00,000
<hr/> 1,62,500	<hr/> 9,44,608	<hr/> 43,45,285
...	60,000	10,20,000
...	45,000	8,10,000
...	2,35,000	44,65,000
...	...	54,42,000
...	...	15,00,000
...	...	1,03,08,000
<hr/> ...	<hr/> 3,40,000	<hr/> 2,35,45,000

## ANNEXURE TO STATE-

Description of Debt (1)	When raised (2)	Balance as on 1st April 1993 Rs. (3)
<b>E. PUBLIC DEBT - Contd.</b>		
<b>6004. Loans and advances from the Central Government - Contd.</b>		
04. Loans for Centrally sponsored Plan Schemes - Contd.		
Consumer Co-operatives	1986-87	14,11,600
Flood Control and Drainage- Anti-Sea Erosion Projects	1984-85	10,88,000
Co-operation -		
107. Credit Co-operatives	1984-85	1,25,000
	1985-86	1,25,000
	1986-87	1,52,000
	1988-89	6,66,666
	1989-90	55,556
	1990-91	5,00,000
Total :		<u>16,24,222</u>
Civil Supplies -		
196. Assistance to Consumer Co-operatives in Urban Areas	1987-88	...
	1988-89	2,62,400
	1989-90	49,444
	1990-91	1,15,000
	1993-94	...
Total :		<u>4,26,844</u>
Transmission and Distribution - Inter State		
Transmission Lines	1985-86	31,72,321
Village and Small Industries -		
102. Small Scale Industries	1984-85	2,03,333
	1985-86	2,07,498
	1986-87	5,00,002
	1987-88	4,08,335
	1988-89	4,00,000
	1989-90	9,75,001
	1990-91	3,33,334
	1991-92	1,83,333
	1992-93	1,37,000
Total :		<u>33,47,836</u>



## MENT NO. 16 - Contd.

<i>Additions during the year</i>	<i>Discharges during the year</i>	<i>Balance as on 31st March 1994</i>
(4)	(5)	(6)
Rs.	Rs.	Rs.
...	1,62,400	12,49,200
...	64,000	10,24,000
...	...	1,25,000
...	...	1,25,000
...	38,000	1,14,000
...	1,66,667	4,99,999
...	8,651	46,905
...	...	5,00,000
...	2,13,318	14,10,904
...	...	...
...	2,62,400	...
...	4,622	44,822
...	3,571	1,11,429
21,00,000	...	21,00,000
21,00,000	2,70,593	22,56,251
...	1,76,240	29,96,081
...	50,833	1,52,500
...	41,500	1,65,998
...	83,333	4,16,669
...	58,333	3,50,002
...	50,000	3,50,000
...	1,08,333	8,66,668
...	33,333	3,00,001
...	16,667	1,66,666
...	11,417	1,25,583
...	4,53,749	28,94,087

## ANNEXURE TO STATE-

Description of Debt (1)	When raised (2)	Balance as on 1st April 1993 (3) Rs.
<b>E. PUBLIC DEBT - Contd.</b>		
<b>6004. Loans and advances from the Central Government - Contd.</b>		
04. Loans for Centrally Sponsored Plan Schemes - Concl'd.		
103. Handloom Industries	1984-85	6,09,600
	1985-86	7,32,300
	1986-87	4,50,000
	1987-88	10,99,000
	1988-89	12,31,320
	1989-90	2,10,000
	1990-91	3,03,800
	1992-93	10,00,000
	1993-94	...
Total :		56,36,020
Forestry -		
101. Forest Conservation, Development and Regeneration	1984-85	6,99,996
	1985-86	11,10,933
	1986-87	11,75,999
	1987-88	14,65,334
	1988-89	15,86,200
	1989-90	8,40,000
Total :		68,78,462
Roads and Bridges -		
Roads of Inter State or Economic Importance	1984-85	3,74,000
	1985-86	4,32,000
	1988-89	73,332
	1989-90	78,32,000
	1993-94	...
Total :		87,11,332
National Water Shed Development		
Project for rainfed areas	1991-92	3,65,625
	1992-93	39,97,500
Co-operation -		
105. Loans to Other Co-operatives	1991-92	1,20,000
	1992-93	6,00,000
Total : 04		6,12,64,762

## MENT NO. 16 - Contd.

<i>Additions during the year</i>	<i>Discharges during the year</i>	<i>Balance as on 31st March 1994</i>
(4)	(5)	(6)
Rs.	Rs.	Rs.
...	3,04,800	3,04,800
...	2,44,100	4,88,200
...	1,12,500	3,37,500
...	2,19,800	8,79,200
...	2,05,220	10,26,100
...	30,000	1,80,000
...	43,400	2,60,400
...	1,00,000	9,00,000
26,91,100	...	26,91,100
<hr/> 26,91,100	<hr/> 12,59,820	<hr/> 70,67,300
...	1,00,000	5,99,996
...	1,38,867	9,72,066
...	1,30,667	10,45,332
...	1,46,533	13,18,801
...	1,44,200	14,42,000
...	70,000	7,70,000
<hr/> ...	<hr/> 7,30,267	<hr/> 61,48,195
...	22,000	3,52,000
...	24,000	4,08,000
...	6,667	66,665
...	3,56,000	74,76,000
25,35,000	...	25,35,000
<hr/> 25,35,000	<hr/> 4,08,667	<hr/> 1,08,37,665
...	9,375	3,56,250
...	79,138	39,18,362
7,80,000	...	9,00,000
...	...	6,00,000
<hr/> 81,06,100	<hr/> 41,67,567	<hr/> 6,52,03,295

## ANNEXURE TO STATE-

Description of Debt (1)	When raised (2)	Balance as on 1st April 1993 (3) Rs.
<b>E. PUBLIC DEBT - Contd.</b>		
<b>6004. Loans and advances from the Central Government - Contd.</b>		
05. Loans for Special Schemes		
101. Schemes of North Eastern Council		
	1984-85	14,49,667
	1985-86	14,40,000
	1986-87	8,50,802
	1987-88	52,50,000
	1988-89	42,21,749
	1989-90	52,27,335
	1990-91	24,15,186
	1991-92	99,70,800
	1992-93	55,27,000
	1993-94	...
<b>Total : 05</b>		<b>3,63,52,539</b>
06. Ways and Means Advances		
	1991-92	51,00,000
	1993-94	...
07. Pre 1984-85 Loans		
102. National Loan Scholarship Schemes		
	Pre 1974	2,29,822
	1974-78	1,86,600
	1979-80	85,000
	1981-82	50,000
	1982-83	30,150
<b>Total :</b>		<b>5,81,572</b>
103. Loans to clear overdrafts advanced during 1982-83 and 1983-84		
	1982-83	6,62,90,000
105. Small Savings Loans		
	Pre 1979	34,92,000
	1979-80	4,20,000
	1980-81	11,05,000
	1981-82	6,30,000
	1982-83	6,75,000
	1983-84	12,80,000
<b>Total :</b>		<b>76,02,000</b>

## MENT NO. 16 - Contd.

Additions during the year	Discharges during the year	Balance as on 31st March 1994
(4)	(5)	(6)
Rs.	Rs.	Rs.
...	82,067	13,67,600
23,41,000	12,71,069	25,09,931
50,000	1,14,531	7,86,271
2,03,000	5,92,664	48,60,336
...	2,63,067	39,58,682
...	5,40,867	46,86,468
...	2,88,671	21,26,515
...	7,12,199	92,58,601
...	4,48,930	50,78,070
1,28,69,203	4,23,203	1,24,46,000
<hr/>	<hr/>	<hr/>
1,54,63,203	47,37,268	4,70,78,474
<hr/>	<hr/>	<hr/>
...	...	51,00,000
49,00,00,000	49,00,00,000	...
...	...	2,29,822
...	...	1,86,600
...	...	85,000
...	...	50,000
...	...	30,150
<hr/>	<hr/>	<hr/>
...	...	5,81,572
<hr/>	<hr/>	<hr/>
...	6,62,90,000	...
...	2,91,000	32,01,000
...	35,000	3,85,000
...	85,000	10,20,000
...	45,000	5,85,000
...	45,000	6,30,000
...	80,000	12,00,000
<hr/>	<hr/>	<hr/>
...	5,81,000	70,21,000
<hr/>	<hr/>	<hr/>

## ANNEXURE TO STATE-

Description of Debt (1)	When raised (2)	Balance as on 1st April 1993 (3) Rs.
<b>E. PUBLIC DEBT - Concl'd.</b>		
<b>6004. Loans and advances from the Central Government - Concl'd.</b>		
107. Pre 1979-80 Consolidated Loans re-consolidated into 30 years loans	Pre 1979-80	16,38,00,406
108. Pre 1979-84 Consoli- dated Loans	1983-84	23,35,57,861
109. Rehabilitation of Gold Smiths	Pre 1974	1,13,625
<b>Total : 07</b>		<u>47,19,45,464</u>
<b>Total : 6004 - Loans and Advances from the Central Government</b>		<u>1,77,09,68,637</u>
<b>TOTAL : E. PUBLIC DEBT</b>		<u>3,47,35,57,010</u>

## MENT NO. 16 - Concl'd.

<i>Additions during the year</i>	<i>Discharges during the year</i>	<i>Balance as on 31st March 1994</i>
(4)	(5)	(6)
Rs.	Rs.	Rs.
...	75,51,000	15,62,49,406
...	1,05,84,000	22,29,73,861
...	...	1,13,625
...	<u>8,50,06,000</u>	<u>38,69,39,464</u>
<u>72,57,99,603</u>	<u>72,77,98,252</u>	<u>1,76,81,89,988</u>
<u>1,66,92,00,571</u>	<u>1,54,60,62,208</u>	<u>3,59,66,95,373</u>

## STATEMENT

## DETAILED STATEMENT OF LOANS AND

<i>Heads of Account</i>	<i>Balance on 1st April 1993</i>	<i>Advanced during the year</i>
(1)	(2) Rs.	(3) Rs.
<b>F. LOANS AND ADVANCES</b>		
<b>6202. Loans for Education, Sports, Art and Culture</b>		
202. Secondary Education	4,93,270	...
600. General	5,79,920	...
<b>Total : 6202</b>	<u>10,73,190</u>	<u>...</u>
<b>6215. Loans for Water Supply and Sanitation</b>		
01. Water Supply		
101. Urban Water Supply Programmes	3,95,55,833	37,12,924
<b>Total : 6215</b>	<u>3,95,55,833</u>	<u>37,12,924</u>
<b>6216. Loans for Housing</b>		
80. General		
800. Other Loans	6,79,83,328	75,40,000
<b>Total : 6216</b>	<u>6,79,83,328</u>	<u>75,40,000</u>
<b>6217. Loans for Urban Development</b>		
01. State Capital Development		
191. Loans to Local Bodies, Corporations, etc.	37,08,684	...
800. Other Loans	51,50,000	...
<b>Total : 01. State Capital Development</b>	<u>88,58,684</u>	<u>...</u>
03. Integrated Development of Small and Medium Towns		
800. Other loans	10,000	...
<b>Total : 6217</b>	<u>88,68,684</u>	<u>...</u>



NO. 17

## ADVANCES MADE BY GOVERNMENT

<i>Repaid during the year</i>	<i>Balance on 31st March 1994</i>	<i>Interest received and credited to revenue</i>
<i>(4) Rs.</i>	<i>(5) Rs.</i>	<i>(6) Rs.</i>
...	4,93,270	...
...	5,79,920	...
...	10,73,190	...
...	4,32,68,757	...
...	4,32,68,757	...
1,39,676	7,53,83,652	...
1,39,676	7,53,83,652	...
...	37,08,684	...
...	51,50,000	...
...	88,58,684	...
...	10,000	...
...	88,68,684	...

<i>Heads of Account</i>	<i>Balance on 1st April 1993</i>	<i>Advanced during the year</i>
(1)	(2) <i>Rs.</i>	(3) <i>Rs.</i>
<b>F. LOANS AND ADVANCES - Contd.</b>		
<b>6225. Loans for Welfare of Scheduled Castes, Scheduled Tribes and Other Backward Classes</b>		
03. <i>Welfare of Backward Classes</i>		
800. Other Loans	2,39,573	...
<b>Total : 6225</b>	<b>2,39,573</b>	<b>...</b>
<b>6235. Loans for Social Security and Welfare</b>		
01. <i>Rehabilitation</i>		
140. Rehabilitation of Repatriates from other countries	6,33,974	...
200. Other Relief Measures	9,45,900	...
<i>Total : 01 Rehabilitation</i>	<b>15,79,874</b>	<b>...</b>
02. <i>Social welfare</i>		
103. Women's Welfare	3,33,038	...
60. <i>Other Social Security         and Welfare Programmes</i>		
800. Other Loans	15,55,434	...
<b>Total : 6235</b>	<b>34,68,346</b>	<b>...</b>
<b>6401. Loans for Crop Husbandry</b>		
110. Scheme for small and Marginal Farmers and Agricultural labourers	1,07,018	...
119. Horticulture and Vegetable Crops	9,51,332	...
195. Loans to Farming Co-operatives	5,31,197	...
800. Other Loans	1,09,89,497	...
<b>Total : 6401</b>	<b>1,25,79,044</b>	<b>...</b>
<b>6403. Loans for Animal Husbandry</b>		
103. Poultry Development	50,000	...
<b>Total : 6403</b>	<b>50,000</b>	<b>...</b>

NO. 17 - Contd.

Repaid during the year	Balance on 31st March 1994	Interest received and credited to revenue
(4) Rs.	(5) Rs.	(6) Rs.
...	2,39,573	...
...	2,39,573	...
...	6,33,974	...
...	9,45,900	...
...	15,79,874	...
...	3,33,038	...
...	15,55,434	...
...	34,68,346	...
...	1,07,018	...
...	9,51,332	...
...	5,31,197	...
...	1,09,89,497	...
...	1,25,79,044	...
...	50,000	...
...	50,000	...

Heads of Account	Balance on 1st April 1993	Advanced during the year
(1)	(2) Rs.	(3) Rs.
<b>F. LOANS AND ADVANCES - Contd.</b>		
<b>6405. Loans for Fisheries</b>		
800. Other loans	5,45,974	...
<b>Total : 6405</b>	<u>5,45,974</u>	<u>...</u>
<b>6425. Loans for Co-operation</b>		
106. Loans to Multipurpose Rural Co-operatives	88,66,613	38,26,600
107. Loans to Credit Co-operatives	2,20,91,986	5,00,000
108. Loans to other Co-operatives	33,17,875	24,62,800
190. Loans to Public Sector and other undertakings	1,28,35,583	9,76,000
<b>Total : 6425</b>	<u>4,71,12,057</u>	<u>77,65,400</u>
<b>6515. Loans for other Rural Development Programmes</b>		
102. Community Development	77,507	...
<b>Total : 6515</b>	<u>77,507</u>	<u>...</u>
<b>6851. Loans for Village and Small Industries</b>		
102. Small Scale Industries	99,65,494	14,33,000
103. Handloom Industries	2,76,95,484	6,59,520
104. Handicraft Industries	19,10,652	...
107. Sericulture Industries	9,725	...
200. Other Village Industries	1,30,96,303	...
<b>Total : 6851</b>	<u>5,26,77,658</u>	<u>20,92,520</u>
<b>7610. Loans to Government Servants, etc.</b>		
201. House Building Advances	4,31,33,103	26,12,220
202. Advances for purchase of Motor Conveyances	3,33,55,721	41,72,600

NO. 17 - Contd.

Repaid during the year	Balance on 31st March 1994	Interest received and credited to revenue
(4) Rs.	(5) Rs.	(6) Rs.
...	5,45,974	...
...	5,45,974	...
2,00,072	1,24,93,141	...
...	2,25,91,986	4,10,111
1,00,379	56,80,296	...
...	1,38,11,583	31,68,216
3,00,451	5,45,77,006	35,78,327
...	77,507	...
...	77,507	...
1,31,950	1,12,66,544	3,10,917
16,776	2,83,38,228	...
...	19,10,652	...
...	9,725	...
...	1,30,96,303	...
1,48,726	5,46,21,452	3,10,917
29,47,694	4,27,97,629	90,736
90,35,288	2,84,93,033	1,39,284

## STATEMENT

Heads of Account	Balance on 1st April 1993	Advanced during the year
(1)	(2) Rs.	(3) Rs.
<b>F. LOANS AND ADVANCES - Concl'd.</b>		
<b>7610. Loans to Government Servants, etc. - Concl'd.</b>		
203. Advances for purchase of other conveyances	1,88,982	...
800. Other Advances	3,27,714	...
<b>Total : 7610</b>	<b>7,70,05,520</b>	<b>67,84,820</b>
<b>7615. Miscellaneous Loans</b>		
200. Miscellaneous Loans	8,46,461	...
<b>Total : 7615</b>	<b>8,46,461</b>	...
<b>TOTAL:F.LOANS AND ADVANCES</b>	<b>31,20,83,175</b>	<b>2,78,95,664</b>

NO. 17 - Concl'd.

Repaid during the year	Balance on 31st March 1994	Interest received and credited to revenue
(4) Rs.	(5) Rs.	(6) Rs.
...	1,88,982	...
...	3,27,714	...
1,19,82,982	7,18,07,358	2,30,020
...	8,46,461	...
...	8,46,461	...
1,25,71,835	32,74,07,004	41,19,264

The details of loans and advances during the year for plan purposes are given below :

Major and Minor Heads of Account	Amount of Loan	
(1)	Plan (2) Rs.	Centrally Sponsored Plan Schemes (including NEC, Central Plan and Sub- Plan Schemes ) (3) Rs.
<b>6215. Loans for Water Supply and Sanitation</b>		
01. Water Supply		
102. Urban Water Supply Programme	37,12,924	...
<b>6216. Loans for Housing</b>		
80. General		
800. Other Loans	75,40,000	...
<b>6425. Loans for Co-operation</b>		
106. Loans to Multipurpose Rural Co-operatives	...	38,26,600
107. Loans for credit co-operatives	...	5,00,000
108. Loans to Other Co-operatives	...	24,62,800
190. Loans to Public Sector and other undertaking	9,76,000	...
<b>6851. Loans for Village and Small Industries</b>		
102. Small Scale Industries	4,35,000	...
<b>Total :</b>	1,26,63,924	67,89,400

## STATEMENT SHOWING DETAILS

Name of the Reserve Fund or Deposit Account  (1)	Balance on	
	Cash (2) Rs.	Investment (3) Rs.
<b>J. RESERVE FUNDS</b>		
<i>(b) Reserve Funds not bearing interest</i>		
<b>8226. Depreciation/Renewal Reserve Fund</b>		
101. Depreciation Reserve Funds of Government Commercial Department/Undertakings	23,98,000	...
Total : 8226. Depreciation/Renewal Reserve Funds	23,98,000	...
<b>TOTAL:J. RESERVE FUNDS</b>	23,98,000	...
<b>K. DEPOSITS AND ADVANCES</b>		
<i>(b) Deposits Not Bearing Interest</i>		
<b>8449. Other Deposits</b>		
120. Miscellaneous Deposits	18,46,47,012	...
<b>TOTAL : DEPOSITS AND ADVANCES</b>	18,46,47,012	...
<b>GRAND TOTAL :</b>	18,70,45,012	...



NO. 18

## OF EARMARKED BALANCES

1st April, 1993	Balance as on 31st March, 1994		
Total (4) Rs.	Cash (5) Rs.	Investment (6) Rs.	Total (7) Rs.
23,98,000	23,98,000	...	23,98,000
<u>23,98,000</u>	<u>23,98,000</u>	<u>...</u>	<u>23,98,000</u>
<u>23,98,000</u>	<u>23,98,000</u>	<u>...</u>	<u>23,98,000</u>
18,46,47,012	26,98,22,330	...	26,98,22,330
<u>18,46,47,012</u>	<u>26,98,22,330</u>	<u>...</u>	<u>26,98,22,330</u>
<u>18,70,45,012</u>	<u>27,22,20,330</u>	<u>...</u>	<u>27,22,20,330</u>

(Reference : Explanatory Note below

**STATEMENT SHOWING INVESTMENT OF GOVERNMENT AS AT THE END OF 1991-92,  
DURING IN**

Type of Concerns	1991-92			
	Number of Concerns	Investment at the end of the year	Dividend/ Interest received during the year	Number of Concerns
1	2	3	4	5
( In lakhs of rupees )				
1. Statutory Corporations	2	13,66.64	...	2
2. Government Companies	10	25,13.58	1.20	10
3. Co-operative Banks, Societies, etc	3312	12,60.77	...	3312
<b>Total</b>	<b>3324</b>	<b>51,40.99</b>	<b>1.20</b>	<b>3324</b>

DIX

Statement No. 2 at Page No.28)

**1992-93 AND 1993-94 AND THE DIVIDEND/INTEREST RECEIVED THEREFROM THOSE YEARS**

1992-93		Number of Concerns	1993-94	
Investment at the end of the year	Dividend/ Interest received during the year		Investment at the end of the year	Dividend/ Interest received during the year
6	7	8	9	10
( In lakhs of rupees )			( In lakhs of rupees )	
14,82.64	...	2	16,33.64	...
26,90.37	1.30	10	28,78.06	...
13,41.90	...	3312	14,10.95	...
55,14.91	1.30	3324	59,22.65	...

