

**FINANCE ACCOUNTS
1992-93**

GOVERNMENT OF MANIPUR

TABLE OF CONTENTS


	Page(s)
Certificate of the Comptroller and Auditor General of India	(iii)
Introductory	1-3
PART I - SUMMARISED STATEMENTS	
No.1 - Summary of transactions	4-23
No.2 - Capital Outlay - Progressive Capital Outlay to end of 1992-93	24-27
No.3 - Debt Position -	28-31
(i) Statement of borrowings	
(ii) Other obligations	
(iii) Service of debt	
No.4 - Loans and Advances by State Government	32
(i) Statement of loans and advances	
(ii) Recoveries in arrears	
No.5 - Guarantees given by the Government for repayment of loans, etc., raised by statutory corporations, local bodies and other institutions	33-34
No.6 - Cash balances and investments of cash balances	35-37
No.7 - Summary of balances under Consolidated Fund, Contingency Fund and Public Account	38-40
PART II - DETAILED ACCOUNTS AND OTHER STATEMENTS	
A. REVENUE AND EXPENDITURE	
No.8 - Statement of revenue and expenditure under different heads expressed as a percentage of total revenue/ total expenditure	42-45
No.9 - Statement showing the distribution between Charged and Voted Expenditure	46
No.10 - Detailed Account of revenue by minor heads	47-63
No.11 - Detailed Account of expenditure by minor heads	64-143

	Page(s)
No.12 - Detailed statement of capital expenditure during and to end of the year 1992-93	144-185.
No.13 - Details of investments of Government in Statutory Corporations, Government Companies, Co-operative banks and societies etc., upto the end of 1992-93	186-205
No.14 - Statement showing the capital and other expenditure (other than on revenue account) to end of 1992-93 and the principal sources from which funds were provided for that expenditure	206-208
B. DEBT, CONTINGENCY FUND AND PUBLIC ACCOUNT	
No.15 - Detailed statement of receipts, disbursements and balances under heads of account relating to Debt, Contingency Fund and Public Account	210-221
No.16 - Detailed statement of Debt and other interest-bearing obligations of Government	222-247
No.17 - Detailed statement of loans and advances made by Government	248-255
No.18 - Statement showing the details of earmarked balances	256-257
Appendix - Statement showing investment of Government as at the end of 1990-91, 1991-92 and 1992-93 and dividend/interest received therefrom during those years.	258-259

**CERTIFICATE OF THE COMPTROLLER AND AUDITOR
GENERAL OF INDIA**

This compilation containing the Finance Accounts of the Government of Manipur for the year 1992-93 presents the accounts of the receipts and outgoings of the Government for the year, together with the financial results disclosed by the revenue and capital accounts, the accounts of the public debt and the liabilities and assets as worked out from the balances recorded in the accounts. The Appropriation Accounts of the Government for the year for Grants and Charged Appropriations, presented separately, supplement this compilation.

These accounts have been prepared and examined under my direction in accordance with the requirements of Articles 149 and 151 of the Constitution of India and the Comptroller and Auditor General's (Duties, Powers and Conditions of Service) Act, 1971. Subject to the observations in this compilation and to those in my Report on the accounts of the Government of Manipur for the year 1992-93, the accounts now presented are, according to my information, correct statements of the receipts and outgoings of the Government of Manipur for the year ended 31st March 1993.



(C.G. SOMIAH)

Comptroller and Auditor General of India

New Delhi,
The

INTRODUCTORY

1. The accounts of Government are kept in the following three parts :-

Part I	Consolidated Fund
Part II	Contingency Fund
Part III	Public Account

In Part I namely Consolidated Fund, there are two main divisions, viz :-

- (1) Revenue - consisting of sections for 'Receipt heads (Revenue Account)' and 'Expenditure heads (Revenue Account)'.
- (2) Capital, Public Debt, Loans, *etc.* - consisting of sections for 'Receipt heads (Capital Account)', 'Expenditure heads (Capital Account)' and 'Public Debt, Loans and Advances, *etc.*'.

The Revenue division deals with the proceeds of taxation and other receipts classed as revenue and the expenditure met therefrom, the net result of which represents the revenue surplus or deficit for the year.

In Capital division, the section 'Receipts Heads (Capital Account)' deals with receipts of capital nature which cannot be applied as a set-off to capital expenditure.

The section 'Expenditure Heads (Capital Account)' deals with expenditure met usually from borrowed funds with the object of increasing concrete assets of a material and permanent character. It also includes receipts of a capital nature intended to be applied as a set off against expenditure.

The section 'Public Debt, Loans and Advances, *etc.*' comprises loans raised and their repayments by Government such as 'Internal Debt' and 'Loans and Advances' made (and their recoveries) by Government. This section also includes certain special types of heads for transactions relating to 'Appropriation to the Contingency Fund' and 'Inter-State Settlement'.

In Part II, namely Contingency Fund, of the accounts, the transactions connected with the Contingency Fund established under Article 267 of the Constitution of India are recorded.

In Part III, namely Public Account, of the accounts, the transactions relating to 'Debt' (other than those included in Part I), 'Deposits', 'Advances', 'Remittances' and 'Suspense' are recorded. The transactions under 'Debt', 'Deposits' and 'Advances', in this part are those in respect of which Government incurs a liability to repay the moneys received or has a claim to recover the amounts paid, together with the repayments of the former ('Debt' and 'Deposits') and the recoveries of the latter ('Advances'). The transactions relating to 'Remittances' and 'Suspense' in this part embrace all merely adjusting heads under which appear such transactions as remittances of cash between treasuries and currency chests, transfers between different accounting circles, *etc.* The initial debits or credits to these heads will be cleared eventually by corresponding receipts or payments either within the same circle of account or in another account circle.

2. **Sectors and Heads of Accounts** :- Within each of the sections in Part I mentioned above, the transactions are grouped into sectors such as 'Tax Revenue', 'Non-Tax Revenue' and 'Grants-in-aid and contributions' for the receipt heads (revenue account), and 'General Services', 'Social Services', 'Economic Services' and 'Grants-in-aid and contributions' for expenditure heads. Specific functions or services (such as Education, Sports, Art and Culture, Health and Family Welfare, Water Supply, Sanitation, Housing and Urban Development, *etc.* in respect of Social Services) are grouped in Sectors for expenditure heads. In Part III (Public Account) also, the transactions are grouped into sectors, such as 'Small Savings', 'Provident Funds', 'Reserve Funds', *etc.* The Sectors are sub-divided into major heads of account. In some cases, the Sectors are, in addition, sub-divided into sub-sectors before their division into major heads of account.

The major heads are divided into sub-major heads in some cases and minor heads, with a number of subordinate heads, generally known as sub-heads. The sub-heads are further divided into detailed heads. Under each of these heads, the expenditure is shown distributed between charged and voted. Sometimes major heads are also divided into sub-major heads before their further division into minor heads. Apart from the Sectorial and sub-sectorial classification the Major Heads, Sub-Major Heads, Minor Heads, Sub-Heads, Detailed Heads and Object Heads together constitute a six-tier arrangement of the classification structure of the Government Accounts. The major, minor and sub-heads prescribed for the classification of expenditure in the general accounts are not necessarily identical with the Grants, sub-heads and other units of allotments which are adopted by the Governments for Demands for Grants presented to the Parliament or Legislatures but in general a certain degree of correlation is maintained between the Demands for Grants and the Finance Accounts.

The major heads of accounts, falling within the sectors for expenditure heads, generally correspond to functions of Government, while the minor heads, subordinate to them, identify the programmes undertaken to achieve the objectives of the function represented by the major head. The sub-head represents the scheme, the detailed head, the sub-scheme and object head the object level of classification.

3. **Coding Pattern**

Major Heads :- From 1st April 1987 a four digit Code has been allotted to the major heads, the first digit indicating whether the major head is a Receipt head or Revenue Expenditure head or Capital Expenditure head or a Loan head.

The first digit of code for Revenue Receipt head is either '0' or '1'. Adding 2 to the first digit code of the Revenue Receipt head will give the number allotted to corresponding Revenue Expenditure head; adding another 2, the Capital Expenditure; and another 2, the Loan head of Account. For example, for Crop Husbandry code 0401 represents the Receipt head, 2401 the revenue expenditure head, 4401 Capital Outlay head and 6401 Loan head.

Such a pattern is, however, not relevant for those departments which are not operating Capital/Loan heads of accounts e.g. Department of Supply. In a few cases, where receipt and expenditure are not heavy, certain functions have been combined under a single major head, the functions themselves forming sub-major heads under the Major head.

Sub Major Heads :- A two digit code has been allotted, the code starting from 01 under each Major Head. Where no sub-major head exists it is allotted a Code '00'. The nomenclature 'General' has been allotted Code '80' so that even after further sub-major heads are introduced the Code for 'General' will continue to remain the last one.

Minor Heads :- These have been allotted a three digit code, the codes starting from '001' under each sub major/major head (where there is no sub-major head). Codes from '001' to '100' and few codes '750' to '900' have been reserved for certain standard minor heads. The coding pattern for minor heads has been designed in such a way that in respect of certain minor heads having a common nomenclature under many major/sub-major heads, the same three digit code is adopted as far as possible.

Under this scheme of codification, the receipt major heads (revenue account) are assigned the block numbers from 0020 to 1606, expenditure major heads (revenue account) from 2011 to 3606, expenditure major heads (capital account) from 4046 to 5475, major heads under 'Public Debt' from 6001 to 6004 and those under 'Loans and Advances', 'Inter-State Settlement' and 'Transfer to Contingency Fund' from 6075 to 7999. The code number 4000 has been assigned for Capital receipt major head. The only major head 'Contingency Fund' in Part II 'Contingency Fund' has been assigned the code number 8000. The major heads in the Public Account are assigned the code numbers from 8001 to 8999.

4. The transactions included in these accounts represent mainly the actual cash receipts and disbursements during the financial year April to March as distinguished from amounts due to or from Government during the same period. The cash basis system is, however, not entirely suitable for recording the transactions and presenting the true state of affairs of Government commercial undertakings run on commercial principles. The detailed accounts of this class of undertakings are, therefore, maintained outside the regular accounts in proper commercial form and are subject to test check by the Indian Audit and Accounts Department.

5. The figures of actuals shown in these accounts are net, after taking into account the recoveries, although the Demands for Grants presented to Legislature and the Appropriation Accounts are for gross expenditure and exclude the credits and recoveries which are otherwise taken as reduction of expenditure.

PART - I
SUMMARISED STATEMENTS

**STATEMENT
SUMMARY OF**

Receipts	Actuals	
(1)	1991-92 (2)	1992-93 (3)
	(In lakhs of rupees)	
PART I CONSOLIDATED		
(I) Revenue		
Receipt Heads (Revenue Account)		
A. Tax Revenue		
<i>(a) Taxes on Income and Expenditure</i>		
0021. Taxes on Income other than Corporation Tax	876.11	10,28.36
0028. Other Taxes on Income and Expenditure	214.32	2,81.47
Total : (a) Taxes on Income and Expenditure	1090.43	13,09.83
<i>(b) Taxes on Property and Capital Transactions</i>		
0029. Land Revenue	47.69	63.07
0030. Stamps and Registration Fees	91.90	95.05
Total : (b) Taxes on Property and Capital Transactions	139.59	158.12
<i>(c) Taxes on Commodities and Services</i>		
0039. State Excise	46.49	58.39
0040. Sales Tax	776.04	796.77
0041. Taxes on Vehicles	140.84	123.47
0042. Taxes on Goods and Passengers	43.16	37.30
0043. Taxes and Duties on Electricity	0.04	0.04
0045. Other Taxes and Duties on Commodities and Services	74.01	76.48
Total : (c) Taxes on Commodities and Services	1080.58	1092.45
Total : A. Tax Revenue	2310.60	2560.40
B. Non-Tax Revenue		
<i>(a) Fiscal Services</i>		
0047. Other Fiscal Services	0.24	0.19
Total : (a) Fiscal Services	0.24	0.19
<i>(b) Interest Receipts, Dividends and Profits</i>		
0049. Interest Receipts	208.53	73.71
0050. Dividends and Profits	1.20	1.30
Total : (b) Interest Receipts, Dividends and Profits	209.73	75.01

**NO.1
TRANSACTIONS**

	Disbursements (4)	Actuals	
		1991-92 (5)	1992-93 (6)
(In lakhs of rupees)			
FUND			
Expenditure Heads (Revenue Account)			
A. General Services			
(a) <i>Organs of State</i>			
2011.	Parliament/State/Union Territory Legislatures	169.07	202.21
2012.	President, Vice-President/Governor/Administrator of Union Territories	49.80	46.48
2013.	Council of Ministers	59.73	60.67
2014.	Administration of Justice	139.21	158.18
2015.	Elections	227.25	70.26
	Total : (a) Organs of State	645.06	537.80
(b) <i>Fiscal Services</i>			
(ii) Collection of Taxes on Property and Capital Transactions			
2029.	Land Revenue	287.68	313.53
2030.	Stamps and Registration	15.24	13.54
	Total : (ii) Collection of Taxes on Property and Capital Transactions	302.92	327.07
(iii) Collection of Taxes on Commodities and Services			
2039.	State Excise	45.67	45.47
2040.	Sales Tax	47.83	57.34
2041.	Taxes on Vehicles	68.04	68.00
2045.	Other Taxes and Duties on Commodities and Services	3.80	4.32
	Total : (iii) Collection of Taxes on Commodities and Services	165.34	175.13
(iv) Other Fiscal Services			
2047.	Other Fiscal Services	7.24	7.54
	Total : (iv) Other Fiscal Services	7.24	7.54
	Total : (b) Fiscal Services	475.50	509.74

**STATEMENT
SUMMARY OF**

Receipts	Actuals	
(1)	1991-92 (2)	1992-93 (3)
	<i>(In lakhs of rupees)</i>	
PART I CONSOLIDATED		
(I) Revenue		
Receipt Heads (Revenue Account) - Contd.		
B. Non-Tax Revenue - Contd.		
(c) Other Non-Tax Revenue		
(i) General Services		
0051. Public Service Commission	0.18	0.13
0055. Police	29.51	42.46
0056. Jails	0.88	1.04
0058. Stationery and Printing	6.87	34.84
0059. Public Works	160.32	174.82
0070. Other Administrative Services	164.84	75.50
0071. Contributions and Recoveries towards Pension and Other Retirement Benefits	9.25	4.51
0075. Miscellaneous General Services	339.82	609.66
Total : (i) General Services	711.67	942.96
(ii) Social Services		
0202. Education, Sports, Art and Culture	55.73	48.28
0210. Medical and Public Health	9.98	21.93
0211. Family Welfare	1.30	0.22
0215. Water Supply and Sanitation	49.24	52.80
0216. Housing	138.30	21.84
0217. Urban Development	*	0.07
0220. Information and Publicity	0.21	1.60
0230. Labour and Employment	0.61	0.58
0235. Social Security and Welfare	1.51	1.53
0250. Other Social Services	0.01	...
Total : (ii) Social Services	256.89	148.85

(*) Rs.240 only

**NO.1
TRANSACTIONS**

	Disbursements (4)	Actuals	
		1991-92 (5) (In lakhs of rupees)	1992-93 (6)
FUND - Contd.			
Contd.			
Expenditure Heads (Revenue Account) - <i>Contd.</i>			
A. General Services - Concl'd.			
<i>(c) Interest Payments and Servicing of Debt</i>			
2049.	Interest Payments	3109.73	4453.56
Total : (c) Interest Payments and Servicing of Debt		3109.73	4453.56
<i>(d) Administrative Services</i>			
2051.	Public Service Commission	28.96	31.85
2052.	Secretariat - General Services	391.20	411.47
2053.	District Administration	327.59	351.32
2054.	Treasury Accounts and Administration	114.05	128.61
2055.	Police	3863.19	4262.08
2056.	Jails	159.92	166.57
2058.	Stationery and Printing	95.75	101.72
2059.	Public Works	440.51	150.05
2070.	Other Administrative Services	347.30	331.29
Total : (d) Administrative Services		5768.47	5934.96
<i>(e) Pensions and Miscellaneous General Services</i>			
2071.	Pensions and Other Retirement Benefits	2517.78	1802.61
2075.	Miscellaneous General Services	13.71	16.26
Total : (e) Pensions and Miscellaneous General Services		2531.49	1818.87
Total : A. General Services		12530.25	13254.93

**STATEMENT
SUMMARY OF**

Receipts	Actuals	
(1)	1991-92 (2)	1992-93 (3)
	<i>(In lakhs of rupees)</i>	
	PART I CONSOLIDATED	
	(I) Revenue	
Receipt Heads (Revenue Account) - <i>Contd.</i>		
B. Non-Tax Revenue - Concl'd.		
<i>(c) Other Non-Tax Revenue - Concl'd.</i>		
<i>(iii) Economic Services</i>		
0401. Crop Husbandry	37.86	48.79
0403. Animal Husbandry	23.58	20.88
0404. Dairy Development	21.81	13.98
0405. Fisheries	5.19	4.74
0406. Forestry and Wild Life	234.33	339.21
0407. Plantations	1.11	0.26
0408. Food Storage and Warehousing	0.01	0.04
0425. Co-operation	2.96	3.46
0435. Other Agricultural Programmes	1.98	2.38
0515. Other Rural Development Programmes	8.46	0.56
0701. Major and Medium Irrigation	64.62	17.60
0702. Minor Irrigation	4.97	3.95
0801. Power	549.52	488.91
0802. Petroleum	0.76	0.11
0810. Non Conventional Sources of Energy	...	0.08
0851. Village and Small Industries	8.81	9.90
0852. Industries	3.92	2.67
0853. Non-ferrous Mining and Metallurgical Industries	(*)	0.20
0875. Other Industries	(**)	0.38
1054. Roads and Bridges	1.36	0.42
1452. Tourism	21.09	39.02
1475. Other General Economic Services	3.43	43.31
Total : <i>(iii) Economic Services</i>	995.77	1040.85
Total : <i>(c) Other Non-Tax Revenue</i>	1964.33	2132.66
Total : B. Non-Tax Revenue	2174.30	2207.86

(*) Rs.12 only (**) Rs.200 only

NO.1
TRANSACTIONS

	Disbursements (4)	Actuals	
		1991-92 (5) (In lakhs of rupees)	1992-93 (6)
FUND - <i>Contd.</i>			
<i>Contd.</i>			
Expenditure Heads (Revenue Account) - <i>Contd.</i>			
B. Social Services			
<i>(a) Education, Sports, Art and Culture</i>			
2202.	General Education	9762.30	10177.62
2203.	Technical Education	68.10	63.80
2204.	Sports and Youth Services	329.35	316.67
2205.	Art and Culture	141.96	126.13
Total : <i>(a) Education, Sports, Art and Culture</i>		10301.71	10684.22
<i>(b) Health and Family Welfare</i>			
2210.	Medical and Public Health	1791.29	1842.71
2211.	Family Welfare	373.99	515.20
Total : <i>(b) Health and Family Welfare</i>		2165.28	2357.91
<i>(c) Water Supply, Sanitation, Housing and Urban Development</i>			
2215.	Water Supply and Sanitation	339.87	319.94
2216.	Housing	79.86	146.20
2217.	Urban Development	345.17	224.46
Total : <i>(c) Water Supply, Sanitation, Housing and Urban Development</i>		764.90	690.60
<i>(d) Information and Broadcasting</i>			
2220.	Information and Publicity	88.62	86.51
Total : <i>(d) Information and Broadcasting</i>		88.62	86.51
<i>(e) Welfare of Scheduled Castes, Scheduled Tribes and Other Backward Classes</i>			
2225.	Welfare of Scheduled Castes, Scheduled Tribes and Other Backward Classes	1086.73	1066.67
Total : <i>(e) Welfare of Scheduled Castes, Scheduled Tribes and Other Backward Classes</i>		1086.73	1066.67

**STATEMENT
SUMMARY OF**

Receipts	Actuals	
(1)	1991-92 (2)	1992-93 (3)
	<i>(In lakhs of rupees)</i>	
	PART I CONSOLIDATED	
	(I) Revenue -	
Receipt Heads (Revenue Account) - <i>Contd.</i>		
C. Grants-In-Aid and Contributions		
1601. Grants-in-aid from Central Government	28205.67	28449.84
1603. States' Share of Union Excise Duties	12388.00	14803.50
	40593.67	43253.34
Total : C Grants-In-Aid and Contributions		
	45078.57	48021.60
Total : Receipt Heads (Revenue Account)		

**NO.1
TRANSACTIONS**

	Disbursements (4)	Actuals	
		1991-92 (5)	1992-93 (6)
(In lakhs of rupees)			
FUND - Contd.			
Contd.			
Expenditure Heads (Revenue Account) - Contd.			
B. Social Services - Concl'd.			
<i>(f) Labour and Labour Welfare</i>			
2230.	Labour and Employment	129.64	130.66
Total : <i>(f) Labour and Labour Welfare</i>		129.64	130.66
<i>(g) Social Welfare and Nutrition</i>			
2235.	Social Security and Welfare	585.42	717.89
2236.	Nutrition	47.13	112.29
2245.	Relief on account of Natural Calamities	75.98	100.00
Total: <i>(g) Social Welfare and Nutrition</i>		708.53	930.18
<i>(h) Others</i>			
2250.	Other Social Services	10.13	38.58
2251.	Secretariat - Social Services	73.62	86.75
Total : <i>(h) Others</i>		83.75	125.33
Total : B. Social Services		15329.16	16072.08
C. Economic Services			
<i>(a) Agriculture and Allied Activities</i>			
2401.	Crop Husbandry	1133.85	975.48
2402.	Soil and Water Conservation	373.87	305.98
2403.	Animal Husbandry	733.07	766.31
2404.	Dairy Development	59.47	32.51
2405.	Fisheries	353.07	331.18
2406.	Forestry and Wild Life	1042.51	752.41
2407.	Plantations	20.72	9.98
2408.	Food Storage and Warehousing	150.66	151.07
2415.	Agricultural Research and Education	133.10	97.85
2425.	Co-operation	282.53	325.63
2435.	Other Agricultural Programmes	4.76	3.17
Total: <i>(a) Agriculture and Allied Activities</i>		4287.61	3751.57

**STATEMENT
SUMMARY OF**

Receipts	Actuals	
(1)	1991-92 (2) <i>(In lakhs of rupees)</i>	1992-93 (3)

PART I CONSOLIDATED
(I) Revenue -

NO.1
TRANSACTIONS

	Disbursements (4)	Actuals	
		1991-92 (5) (In lakhs of rupees)	1992-93 (6)
FUND - Contd.			
Contd.			
Expenditure Heads (Revenue Account) - Contd.			
C. Economic Services - Contd.			
<i>(b) Rural Development</i>			
2501.	Special Programmes for Rural Development	137.68	111.65
2505.	Rural Employment	142.67	391.82
2515.	Other Rural Development Programmes	403.70	368.68
Total : (b) Rural Development		684.05	872.15
<i>(c) Special Areas Programmes</i>			
2552.	North Eastern Areas	58.46	50.11
Total : (c) Special Areas Programmes		58.46	50.11
<i>(d) Irrigation and Flood Control</i>			
2701.	Major and Medium Irrigation	444.01	397.36
2702.	Minor Irrigation	45.92	36.04
2705.	Command Area Development	231.76	133.83
2711.	Flood Control and Drainage	415.84	298.20
Total : (d) Irrigation and Flood Control		1137.53	865.43
<i>(e) Energy</i>			
2801.	Power	1912.33	552.31
2810.	Non-Conventional Sources of Energy	42.68	41.92
Total : (e) Energy		1955.01	594.23
<i>(f) Industry and Minerals</i>			
2851.	Village and Small Industries	807.99	841.20
2852.	Industries	45.18	25.51
2853.	Non-ferrous Mining and Metallurgical Industries	41.50	34.54
Total : (f) Industry and Minerals		894.67	901.25
<i>(g) Transport</i>			
3054.	Roads and Bridges	285.81	971.80
3055.	Transport	...	8.00
Total : (g) Transport		285.81	979.80

**STATEMENT
SUMMARY OF**

Receipts	Actuals	
(1)	1991-92 (2)	1992-93 (3)
	<i>(In lakhs of rupees)</i>	

PART I CONSOLIDATED
(I) Revenue -

(2) Capital, Public Debt, Loans etc.

E. Public Debt		
6003. Internal Debt of the State Government	24235.68	29018.83
6004. Loans and Advances from the Central Government	1606.24	5810.45
	25841.92	34829.28
Total : E. Public Debt		
F. Loans and Advances		
Recoveries of Loans and Advances	186.75	162.36
	186.75	162.36
Total : F. Loans and Advances		
Total : Consolidated Fund	71107.25	83013.24

NO.1 - Contd.

Disbursements	Actuals	
	1991-92 (5)	1992-93 (6)
(4)	(In lakhs of rupees)	
FUND - Concl'd.		
Concl'd.		
Expenditure Heads (Revenue Account) - Concl'd.		
C. Economic Services - Concl'd.		
(i) Science, Technology and Environment		
3425. Other Scientific Research	70.78	66.42
3435. Ecology and Environment	22.99	17.01
Total : (i) Science, Technology and Environment	93.77	83.43
(j) General Economic Services		
3451. Secretariat - Economic Services	175.05	187.66
3452. Tourism	79.96	75.05
3454. Census Surveys and Statistics	142.39	151.84
3475. Other General Economic Services	40.44	44.29
Total : (j) General Economic Services	437.84	458.84
Total : C. Economic Services	9834.75	8556.81
Total : Expenditure Heads (Revenue Account)	37694.16	37883.82
Revenue Surplus	7384.41	10137.78
(2) Capital, Public Debt, Loans etc.		
Expenditure Heads (Capital Account)		
(Figures for each Major Head are given in Statement No.2)		
	13990.69	9973.25
E. Public Debt		
6003. Internal Debt of the State Government	20852.84	28984.00
6004. Loans and Advances from the Central Government	2322.67	6539.65
Total : E. Public Debt	23175.51	35523.65
F. Loans and Advances		
Loans and Advances	486.85	223.81
Total : F. Loans and Advances	486.85	223.81
Total : Consolidated Fund	75347.21	83604.53

**STATEMENT
SUMMARY OF**

Receipts	Actuals	
(1)	1991-92 (2)	1992-93 (3)
	<i>(In lakhs of rupees)</i>	

PART III - PUBLIC

I. Small Savings, Provident Funds, etc. (B)	3163.33	3732.54
J. Reserve Funds (C)		
Reserve Funds not bearing Interest	75.00	100.00
K. Deposits and Advances (C)		
Deposits bearing Interest	(*)	...
Deposits not bearing Interest	2804.89	2919.65
Advances	573.91	239.25
L. Suspense and Miscellaneous (C)	11387.49	7773.74
M. Remittances (C)	25715.18	18402.27
Total : Public Account	43719.80	33167.45
Total : Receipts	114827.05	116180.69
Opening Cash Balance :	- 2778.76	- 5402.42
Grand Total :	112048.29	110778.27

(*) Rs.100 only

(B) A more detailed account is given in Statement No.16

(C) A more detailed account is given in Statement No.15

NO.1 - Contd.

Disbursements	Actuals	
	1991-92 (2)	1992-93 (3)
(1)	<i>(In lakhs of rupees)</i>	
ACCOUNT		
I. Small Savings, Provident Funds, etc. (B)	1210.69	1583.68
J. Reserve Funds (C)		
Reserve Funds not bearing Interest	0.78	...
K. Deposits and Advances (C)		
Deposits bearing Interest
Deposits not bearing Interest	2429.30	1704.53
Advances	579.60	223.18
L. Suspense and Miscellaneous (C)	10688.31	8134.79
M. Remittances (C)	27194.82	21708.08
Total : Public Account	42103.50	33354.25
Total : Disbursements	117450.71	116958.78
Closing Cash Balance :	- 5402.42	- 6180.51
Grand Total :	112048.29	110778.27

(B) A more detailed account is given in Statement No.16

(C) A more detailed account is given in Statement No.15

STATEMENT NO.1 - Contd.

Explanatory Notes

1. The transactions on revenue account resulted in surplus of Rs.1,01.38 crores in 1992-93 as against surplus of Rs. 73.85 crores in 1991-92. Taking into account the transactions other than on revenue account, Public Account, there was an overall deficit of Rs. 7.78 crores during 1992-93 as against overall deficit of Rs.26.23 crores during 1991-92 as indicated below :-

(1)	1991-92 (2)	1992-93 (3)
	(In crores of rupees)	
Opening Cash Balance	- 27.79	- 54.02
<i>Part I - Consolidated Fund</i>		
(a) Transactions on Revenue Account		
(i) Receipts	4,50.79	4,80.22
(ii) Expenditures	3,76.94	3,78.84
(iii) Revenue surplus (+)/ deficit (-)	+ 73.85	+ 1,01.38
(b) Transactions other than on Revenue Account		
(i) Capital expenditure-Payments (-)	1,39.91	- 99.73
(ii) Public Debt (net) -Receipts (+)/ Payments (-)	26.67	- 6.94
(iii) Loans and Advances by the State Government (net) - Payments (-)	- 3.00	- 0.62
Total : Consolidated Fund - (net)	<u>- 42.39</u>	<u>- 5.91</u>
<i>Part III - Public Account</i>		
Small Savings, Provident Funds, Reserve Funds, Deposits and Advances and Suspense and Miscellaneous (net)-Receipts (+)/ Payments (-)	+ 30.96	+ 31.19
Remittances (net)-Receipts (+)/ Payments (-)	+ 14.80	- 33.06
Total : Public Account (net) -Receipts (+)/ Payments (-)	<u>16.16</u>	<u>- 1.87</u>
Overall deficit (-)/surplus (+)	- 26.23	- 7.78
Closing Cash Balance	- 54.02	- 61.80

STATEMENT NO.1 - Contd.

2.(a) Receipts from Government of India: Of the revenue receipts of Rs.4,80.22 crores in 1992-93, Rs.4,42.82 crores were received from the Government of India as follows :-

	Amount (In crores of rupees)
(i) Share of net proceeds of - Taxes on Income other than Corporation Tax Union Excise Duties	10.28 148.04
(ii) Grants-in-aid from the Central Government	284.50
Total :	442.82

(b) Revenue raised by the Government :

The revenue raised by the State Government was Rs.37.40 crores and comprised of the following :

(In crores of rupees)

(i) Tax Revenue	15.32
(ii) Non-Tax Revenue	22.08
	37.40

3. Taxation changes during the year : No new tax was levied during the year.

4. Revenue receipts : There was a net increase of Rs.29.43 crores in the revenue receipts from Rs.450.79 crores in 1991-92 to Rs.480.22 crores in 1992-93. The increase occurred mainly under :-

Major head of account (1)	Increase (2) (In crores of rupees)	Main reasons (3)
0021. Taxes on Income other than Corporation Tax	1.52	Increase in share of Income Tax assigned to the State (Rs.1.52 crores)
0028. Taxes on Income and Expenditure	0.67	Increase in collection of Taxes on Profession, Trades, Calling and Employment (Rs.0.67 crore)

STATEMENT NO.1 - Contd.

Major head of account (1)	Increase (2) (In crores of rupees)	Main reasons (3)
0075. Miscellaneous General Services	2.70	More receipts in State Lotteries (Rs.2.70 crores)
0406. Forestry and Wild Life	1.05	Increased receipts from sale of timber and other forest produce (Rs.1.05 crores).
1601. Grants-in-aid from Central Government	2.44	Increased in State Plan Grants (Rs.6.68 crores), Central Plan Grants (Rs.1.70 crores) and Centrally Sponsored Plan Grants (Rs.1.22 crores) partly off-set by less receipt of grants in Non-Plan Grants (Rs.0.74 crore) and Special Plan Schemes (Rs.6.62 crores)
1603. States' share of Union Excise Duties	24.16	Increase in share of Basic Union Excise Duties (Rs.23.46 crores), Share of Additional Excise Duties in lieu of Sales Tax assigned to the States (Rs.0.70 crore) by the Government of India.

These increases were partly off-set by decreases under :-

Major head of account (1)	Decrease (2) (In crores of rupees)	Main reasons (3)
0049. Interest Receipts	1.35	Non receipt of interest from Depart- mental Commercial Undertakings, less realisation of interest on investment of Cash Balances (Rs.1.67 crores) partly off-set by more receipt of interest from Co-operative Societies (Rs.0.35 crore).
0070. Other Administrative Services	0.89	Less receipt in Election (Rs.0.76 crore).
0216. Housing	1.16	Less receipts from Government Residential Buildings (Rs.0.71 crore) and other receipts under "80 General" (Rs.0.45 crore).

STATEMENT NO. 1 - Contd.

Major head of account (1)	Decrease (2) (In crores of rupees)	Main reasons (3)
0801. Power	0.61	Less receipt in Hydel Generation (Rs.0.30 crore), non receipt in Rural Electrification and less receipts under "80 General" (Rs. 0.27 crore).

5. *Expenditure on Revenue Account* : There was a net increase of Rs.1.90 crores in the expenditure on Revenue account from Rs.3,76.94 crores in 1991-92 to Rs.3,78.84 crores in 1992-93. The increase occurred mainly under :-

Major head of account (1)	Increase (2) (In crores of rupees)	Main reasons (3)
2049. Interest Payment	13.44	More payment of interest on Small Savings, Provident Funds, etc. (Rs.3.85 crores), Loans and Advances from Central Government (Rs.9.99 crores) partly off-set by less payment of interest on Internal Debt (Rs.0.40 crore).
2055. Police	3.99	Increased expenditure on Special Police (Rs.1.39 crores), Direction and Administration (Rs.0.94 crore) and District Police (Rs.1.36 crores)
2202. General Education	4.15	More assistance to Non Government Primary Schools (Rs.0.44 crore), increased expenditure in Government Primary Schools (Rs.5.09 crores), Government Secondary Schools (Rs.3.53 crores), Government Colleges and Institutes (Rs.0.52 crore) partly off-set by less expenditure on others (Rs.6.03 crores) and Direction and Administration under General (Rs.0.78 crore).
2211. Family Welfare	1.41	More expenditure on Rural Family Welfare Services (Rs.0.50 crore), Maternity and Child Health (Rs.0.32 crore) and Direction and Administration (Rs.0.28 crore)
2235. Social Security and Welfare	1.32	More expenditure on Child Welfare (Rs.0.59 crore), Prohibition (Rs.0.27 crore)

STATEMENT NO.1 - Contd.

Major head of account (1)	Increase (2) (In crores of rupees)	Main reasons (3)
2505. Rural Employment	2.49	More expenditure on Jawahar Rozgar Yojana (Rs.2.49 crores)
3054 Roads and Bridges	6.86	Increased Expenditure on General (Rs.7.38 crores) partly off-set by less expenditure on State Highways (Rs.0.31 crore) and District and other Roads (Rs.0.21 crore)

These increases were partly off-set by decreases as under :

Major Head of Account	Decrease (In crores of rupees)	Main Reasons
2015. Election	1.57	Less expenditure on conduct of Elections for Lok Sabha (Rs.1.62 crores) partly off-set by more expenditure on conduct of Elections to State Legislature (Rs.0.06 crore)
2059. Public Works	2.90	Less expenditure on Direction and Administration (Rs.2.31 crores) and recoveries on Public Works Workshop (Rs.2.49 crores) partly off-set by more expenditure on cost of stores (Rs.2.39 crores)
2071. Pension and other Retirement Benefits	7.15	Less payment of superannuation and Retirement Allowances (Rs.2.01 crores), Family Pension (Rs.3.91 crores), Commuted value of pension (Rs.0.65 crore) and Gratuities (Rs.0.55 crore).
2217. Urban Development	1.21	Less expenditure on General Services (Rs.1.14 crores)
2401. Crop Husbandry	1.58	Less expenditure on Foodgrain Crops (Rs.0.51 crore) and Others (Rs.0.93 crore)
2406. Forestry and Wild Life	2.90	Less expenditure on Communication and Buildings (Rs.0.21 crore), Forest Conservation (Rs.0.19 crore), Social and Farm Forestry (Rs.1.77 crores) and Wild Life Preservation (Rs.0.23 crore)

STATEMENT NO.1 - Concl'd.

Major Head of Account	Decrease (In crores of rupees)	Main Reasons
2711. Flood Control	1.18	Less expenditure on others (Rs.1.65 crores) partly off-set by more expenditure on Suspense (Rs.0.43 crore)
2801. Power	13.60	Less expenditure on Hydel Generation (Rs.1.43 crores) and Diesel/Gas Power Generation (Rs.12.17 crores)

STATEMENT NO. 2
CAPITAL OUTLAY-PROGRESSIVE CAPITAL OUTLAY TO THE END OF 1992-93

Nature of expenditure (1)	Expenditure to the end of 1991-92 (2)	Expenditure during 1992-93 (3)	Expenditure to the end of 1992-93 (4)
(In lakhs of rupees)			
4059. Capital Outlay on Public Works	56,05.25	3,03.55	59,08.80
4070. Capital Outlay on Other Administrative Services	68.41	(-)4.14	64.27
4202. Capital Outlay on Education, Sports, Art and Culture	39,22.45	2,45.04	41,67.49
4210. Capital Outlay on Medical and Public Health	14,43.91	65.15	15,09.06
4211. Capital Outlay on Family Welfare	2,49.00	5.61	2,54.61
4215. Capital Outlay on Water Supply and Sanitation	1,47,45.44	12,43.31	1,59,88.75
4216. Capital Outlay on Housing	38,66.59	1,57.59	40,24.18
4217. Capital Outlay on Urban Development	10,22.67	17.95	10,40.62
4220. Capital Outlay on Information and Publicity	15.78	...	15.78
4225. Capital Outlay on Welfare of Scheduled Castes, Scheduled Tribes and other Backward Classes	1,16.83	...	1,16.83
4235. Capital Outlay on Social Security and Welfare	1,22.02	8.02	1,30.04
4250. Capital Outlay on other Social Services	63.54	12.30	75.84
4401. Capital Outlay on Crop Husbandry	11,04.01	(-)1,26.13	9,77.88
4402. Capital Outlay on Soil and Water Conservation	14,76.76	3,29.59	18,06.35
4403. Capital Outlay on Animal Husbandry	4,72.74	17.90	4,90.64

STATEMENT NO. 2 - Contd.

Nature of expenditure (1)	Expenditure to the end of 1991-92 (2)	Expenditure during 1992-93 (3)	Expenditure to the end of 1992-93 (4)
(In lakhs of rupees)			
4404. Capital Outlay on Dairy Development	98.76	...	98.76
4405. Capital Outlay on Fisheries	2,04.32	19.40	2,23.72
4406. Capital Outlay on Forestry and Wild Life	7.42	...	7.42
4408. Capital Outlay on Food Storage and Warehousing	2,62.58	55.42	3,18.00
4415. Capital Outlay on Agricultural Research and Education	4,38.00	31.58	4,69.58
4416. Investments in Agricultural Financial Institutions	89.95	5.75	95.70
4425. Capital Outlay on Co-operation	12,36.08	78.16	13,14.24
4515. Capital Outlay on other Rural Development Programmes	0.60	...	0.60
4552. Capital Outlay on North Eastern Areas	41,84.96	4,74.22	46,59.18
4701. Capital Outlay on Major and Medium Irrigation	1,93,94.69	21,10.15	2,15,04.84
4702. Capital Outlay on Minor Irrigation	16,45.54	...	16,45.54
4705. Capital Outlay on Command Area Development	13.61	...	13.61
4711. Capital Outlay on Flood Control Projects	21,12.14	1,84.80	22,96.94
4801. Capital Outlay on Power Projects	1,51,57.75	30,65.65	1,82,23.40
4851. Capital Outlay on Village and Small Industries	8,32.48	56.79	8,89.27
4852. Capital Outlay on Iron and Steel Industries	6.65	6.46	13.11

STATEMENT NO. 2 - Contd.

Nature of expenditure	Expenditure to the end of 1991-92 (2)	Expenditure during 1992-93 (3)	Expenditure to the end of 1992-93 (4)
(1)	(In lakhs of rupees)		
4853. Capital Outlay on Non-Ferrous Mining and Metallurgical Industries	28.89	3.60	32.49
4854. Capital Outlay on Cement and Non-metallic Mineral Industries	26.85	...	26.85
4859. Capital Outlay on Telecommunication and Electronic Industries	1,25.00	10.00	1,35.00
4860. Capital Outlay on Consumer Industries	20,12.49	28.00	20,40.49
4885. Other Capital Outlay on Industries and Minerals	2,18.80	73.75	2,92.55
5054. Capital Outlay on Roads and Bridges	2,31,43.12	13,12.17	2,44,55.29
5055. Capital Outlay on Road Transport	16,89.78	1,53.26	18,43.04
5425. Capital Outlay on other Scientific and Environmental Research	33.30	...	33.30
5452. Capital Outlay on Tourism	2,52.91	28.35	2,81.26
Total :	10,75,12.07	99,73.25	11,74,85.32

Explanatory Notes

1. The Government invested Rs.3,73.92 lakhs during 1992-93 in Statutory Corporations (Rs.1,16.00 lakhs), Government Companies (Rs.1,76.79 lakhs) and Co-operative Institutions (Rs.81.13 lakhs). The details of the Government investments as at the end of March 1993 are given in Statement No.13. The investments as at the end of 1990-91, 1991-92 and 1992-93 as also Dividend/Interest received by the Government thereon during those years are given in Appendix at the last page.

STATEMENT NO. 2 - Concl'd.

2. The financial results of the working of the departmentally managed Commercial Undertakings as disclosed in the latest available Proforma Accounts are as follows :

(i) 4408 Capital Outlay on Food Storage and Warehousing :

The accumulated profit by the Food and Civil Supply Department on the "Scheme for purchase of food grains" to the end of March 1980, the year upto which Proforma Accounts have been audited was Rs.45.16 lakhs. The accounts for the years from 1980-81 to 1991-92 were in arrears.

(ii) 4801 Capital Outlay on Power Projects :

The accumulated loss sustained by the Manipur Electric Supply Undertakings to the end of 1977-78, the year upto which Proforma Accounts have been audited was Rs.12,95.56 lakhs.

**STATEMENT NO. 3
DEBT POSITION**


(1) STATEMENT OF BORROWINGS

Nature of borrowing	Balance on 1st April 1992	Receipts during the year	Repayments during the year	Balance on 31st March 1993	Net increase+ decrease-
(1)	(2)	(3)	(4)	(5)	(6)
	(In crores of rupees)				
E. Public Debt					
1. Internal Debt of the State Government	1,69.91	2,90.19	2,89.84	1,70.26	(+) 0.35
2. Loans and Advances from the Central Government	1,84.39	58.10	65.39	1,77.10	(-) 7.29
Total : Public Debt	<u>3,54.30</u>	<u>3,48.29</u>	<u>3,55.23</u>	<u>3,47.36</u>	<u>(-) 6.94</u>
I. Small Savings, Provident Funds, etc.	93.26	37.33	15.84	114.75	(+) 21.49
Grand Total :	<u>4,47.56</u>	<u>3,85.62</u>	<u>3,71.07</u>	<u>4,62.11</u>	<u>(+) 14.55</u>

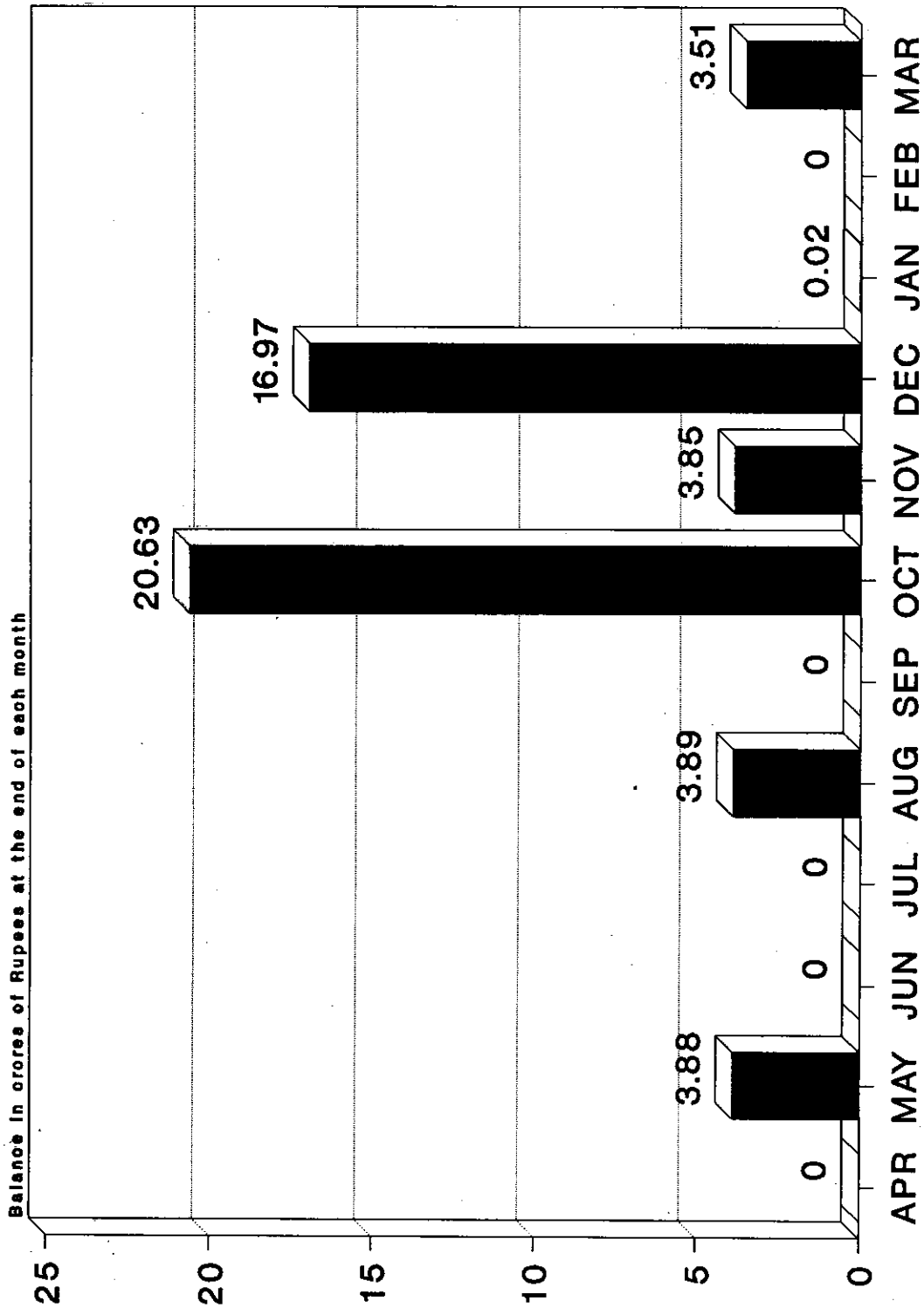
No law has been passed by the Legislature of the State under the provisions of Article 293 of the Constitution laying down the limit within which Government may borrow on the security of the Consolidated Fund of the State.

Explanatory Notes

1. *Internal Debt of the State Government* - This covers mainly long term loans raised in the open market, borrowings from autonomous bodies like the Life Insurance Corporation of India, National Co-operative Development Corporation, etc., and borrowings of a purely temporary nature repayable within twelve months, such as ways and means advances from the Reserve Bank of India.



OVERDRAFT OF THE STATE DURING 1992-93



STATEMENT NO. 3 - Contd.

(i) Market Loans bearing interest

During the year, a loan of Rs. 14.52 crores was raised redeemable at par in 2007 and carrying 13 per cent interest.

(ii) Loans from the Life Insurance Corporation of India

The State Government received loans of Rs.0.43 crore from the Life Insurance Corporation of India for housing schemes during the year 1992-93 and paid Rs.0.22 crore in repayment of outstanding loans. The State Government did not raised any loans from the General Insurance Corporation of India for the same purpose and paid Rs.0.06 crore in repayment of the outstanding loans.

(iii) Loans from the National Bank for Agricultural and Rural Development

These loans are meant for contribution to Share Capital of the Co-operative Credit Institutions.

(iv) Loans from other Institutions

Position of loans is given in Annexure to Statement No. 16.

(v) Ways and Means Advances from the Reserve Bank of India

These are borrowings of the purely temporary nature to cover the deficit in the minimum cash balance of Rs.10 lakhs required to be maintained with the Bank. In addition to the Ways and Means Advances, Overdrafts are given by the Bank if the State Government has a minus balance even after availing of the maximum advance. The State Government obtained Ways and Means Advances and Overdrafts to the extent indicated below from the Reserve Bank of India during 1992-93.

	Opening balance	Receipts	Repayments	Closing balance	Interest paid
	(1)	(2)	(3)	(4)	(5)
	(In crores of rupees)				
1) Ways and Means Advances	7.29	61.17	61.24	7.22	0.82
2) Shortfall and Overdrafts	22.92	204.69	224.10	3.51	0.34
Total :	<u>30.21</u>	<u>265.86</u>	<u>285.34</u>	<u>10.73</u>	<u>1.16</u>

STATEMENT NO.3 - Contd.

2. *Loans and Advances from the Central Government* - Details of loans taken by the State from Government of India are given in Annexure to Statement No. 16.

Arrangements for amortisation - The Government of Manipur have not considered any arrangement necessary for amortisation of loans taken from Government of India ; their view is that in the present context when all the resources available with the State are mobilised for financing development schemes and when no real surplus is available for redemption of debt, there is no reason for disturbing the revenue accounts by including provision for non-obligatory sinking funds for repayment of loans.

3. *Small Savings, Provident Funds, etc.* - This comprises the provident fund balances of Government servants and certain other funds. The particulars are given in Statement No. 16.

(ii) OTHER OBLIGATIONS

In addition to the above, the balances at the credit of earmarked and other funds as also certain deposits, to the extent to which they have not been invested but are merged with the general cash balance of Government, also constitute the liability of Government. The amount of such liability at the end of 1992-93 was Rs. 66.48 crores as shown below; further details are given in Statement Nos. 15 and 18 :

Nature of borrowing (1)	Balance on 1st April 1992 (2)	Receipts during the year (3)	Repayments during the year (4)	Balance on 31st March 1993 (5)	Net increase+ decrease- (6)
(In crores of rupees)					
Interest bearing obligations - Deposits of Local Funds, etc.	2.36	2.36	...
Non-Interest bearing obligations - (i) Other earmarked funds, etc.	0.98	1.00	...	1.98	(+) 1.00
(ii) Deposits of Local Funds, Civil Deposits, etc.	50.00	29.20	17.05	62.15	(+) 12.15
Total :	53.34	30.20	17.05	66.49	(+) 13.15

STATEMENT NO. 3 - Concl'd.

(iii) SERVICE OF DEBT

Interest on debt and other obligations - The outstanding gross debt and other obligations and the total net amount met from revenue during 1991-92 and 1992-93 on interest charged thereon were as shown below :

(1)	1991-92 (2)	1992-93 (3)	Net increase + decrease - during the year (4)
(In crores of rupees)			
Gross debt outstanding at the end of the year	4,47.56	4,62.11	(+ 14.55
Other obligations at the end of the year	53.34	66.48	(+ 13.14
(i) Interest paid by Government -			
On Public Debt and Small Savings, Provident Funds, etc.	31.10	44.54	(+ 13.44
(ii) Deduct -			
(a) Interest received on loans and advances given by Government	0.19	0.23	(+ 0.04
(b) Interest realised on investment of cash balances	1.90	0.51	(-) 1.39
(iii) Net amount of interest charges	29.01	43.80	(+ 14.79
Percentage of gross interest [Item (i)] to total revenue receipts	6.90	9.27	
Percentage of net interest [Item (iii)] to total revenue receipts	6.44	9.12	

STATEMENT NO. 4
LOANS AND ADVANCES BY THE STATE GOVERNMENT
(i) STATEMENT OF LOANS AND ADVANCES

Category of loan and advances	Outstan- ding on 1st April 1992	Paid during the year	Repaid during the year	Outstan- ding on 31st March 1993	Net addition(+) reduction(-) during the year
(1)	(2)	(3)	(4)	(5)	(6)
			(In lakhs of rupees)		
6202. Loans for Education, Sports, Art and Culture	10.73	10.73	...
6215. Loans for Water Supply and Sanitation	3,61.97	33.59	...	3,95.56	(+ 33.59
6216. Loans for Housing	6,13.89	69.00	3.06	6,79.83	(+ 65.94
6217. Loans for Urban Development	88.69	88.69	...
6225. Loans for Welfare of Scheduled Castes/ Scheduled Tribes and Other Backward Classes	2.40	2.40	...
6235. Loans for Social Security and Welfare	34.68	34.68	...
6401. Loans for Crop Husbandry	1,25.79	1,25.79	...
6403. Loans for Animal Husbandry	0.50	0.50	...
6405. Loans for Fisheries	5.46	*	...	5.46	...
6425. Loans for Co-operation	4,08.39	79.48	16.75	4,71.12	(+ 62.73
6515. Loans for Other Rural Development Programmes	0.77	0.77	...
6851. Loans for Village and Small Industries	5,16.15	12.03	1.40	5,26.78	(+ 10.63
7610. Loans to Government Servants, etc.	8,81.50	29.70	1,41.15	7,70.05	(-) 1,11.45
7615. Miscellaneous Loans	8.46	8.46	...
Total :	<u>30,59.38</u>	<u>2,23.80</u>	<u>1,62.36</u>	<u>31,20.82</u>	<u>(+) 61.44</u>

Note : (A) A more detailed account is given in Statement No. 17.

(ii) RECOVERIES IN ARREARS

(a) The arrears in recovery of the loans given to the Imphal Municipality, detailed accounts of which are maintained in Accounts Office were Rs.7.10 lakhs (Principal Rs.2.62 lakhs and Interest Rs.4.48 lakhs) on 31st March, 1993.

(b) The position of arrears in recovery of Loans as on 31st March, 1993 detailed accounts of which are maintained by departmental officers has not been received from departments (March, 1994).

STATEMENT NO. 5

**GUARANTEES GIVEN BY THE GOVERNMENT FOR REPAYMENT OF LOANS, ETC. RAISED BY THE
STATUTORY CORPORATIONS, LOCAL BODIES AND OTHER INSTITUTIONS**

The Guarantees given by the Government are given below :-

Loans	Maximum amount Guaranteed (Principal only)	Sum Guarant- eed out- standing as on 31st March 1993	Interest
	(In lakhs of rupees)		
(1)	(2)	(3)	(4)
(i) Raised by Manipur State Road Transport Corporation from Industrial Development Bank of India for purchase of 60 buses and 20 trucks	300	(a)	(a)
(ii) Raised by Manipur State Apex Long Term Co-operatives Housing Society Limited from Life Insurance Corporation of India for payment of Housing Loan to the members of the Society	75	(a)	(a)
(iii) Raised by the Manipur State Co-operative Banks Limited for financing seasonal agricultural operations and marketing of Crops as well as for refinancing of different agricultural schemes	15,50	12,34	(a)
(iv) Advanced by Indian Overseas Bank Limited to Fishery Projects under the Fish Farm Development Agency, Manipur	75	(a)	(a)
(v) Advanced by Tea Board for Tea Boards' New Tea Unit financing scheme Loans to Manipur Plantation Crops Corporation Limited for cultivation of tea	13	(a)	(a)
(vi) Raised by Manipur Spinning Mills Corporation Limited from Industrial Development Bank of India for procurement of Plant and Machineries and from State Bank of India for purchase of raw materials	35	(a)	(a)
	24	(a)	(a)
(vii) Raised by Manipur Industrial Development Corporation Limited for financing the Small Scale Industries Development Corporation	50	25	Nil

(a) Information from the Government awaited (March, 1994)

STATEMENT NO. 5 - Concl'd.

Under Section 6 of the State Financial Corporation Act 1951, the shares of a State Financial Corporation are to be guaranteed by the State Government as to repayment of Principal and payment of annual dividend, Again under Section 7 of the above Act, the bonds and debentures of a State Financial Corporation are to be guaranteed by the State Government as to the repayment of Principal and payment of Interest. Guarantees are also to be given under Section 8 of the Act *ibid* for repayment of principal and interest on fixed deposits accepted by a State Financial Corporation. In the case of Assam Financial Corporation, such guarantees under Sections 6,7 and 8 of the Act were given jointly by the Government of India on behalf of the erstwhile Union Territories of Manipur and Tripura (which developed on the successor Manipur and Tripura States on their becoming States from 21st January, 1972) and the Government of the composite State Assam. The contingent liability is to be shared in the ratio of 2:4:8 by the Government of Manipur, Tripura and Assam respectively. Information regarding Manipur's share of actual amount guaranteed under the above section on behalf of the Assam Financial Corporation and outstanding as on 31st March, 1993 has not been received from Government (March, 1994).

STATEMENT NO. 6
CASH BALANCES AND INVESTMENTS OF CASH BALANCES

(1)	As on 1st April 1992 (2)	As on 31st March 1993 (3)
	(In lakhs of rupees)	
(a) General Cash Balances		
1. Cash in Treasuries	8,60.59	8,61.60
2. Deposits with Reserve Bank	-62,63.01	-70,42.11
Total :	-54,02.42	-61,80.51
3. Investments held in the Cash Balance Investment Account	2,43.00	2,43.00
Total : (a)	-51,59.42	-59,37.51
(b) Other Cash balances and Investments		
1. Cash with departmental Officers, viz., Public Works, Forest Departments	1,08.75	1,34.05
2. Permanent advances for contingent expenditure with departmental officers	1.59	1.59
Total : (b)	1,10.34	1,35.64
Total : (a) & (b)	-50,49.08	-58,01.87

Explanatory Notes

1. (a) The Cash Balance represents the combined balances of the Consolidated Fund and Public Account.

(b) The balance under "Deposits with Reserve Bank" on 31st March 1993 has been arrived at after taking into account the inter-Government monetary settlement advised to the Bank up to 25th April 1993.

2. Under an agreement with the Reserve Bank of India the Government has to maintain with the bank a minimum cash balance of Rs.10 lakhs on all working days. The bank informs the Government of its daily balance with the bank at the close of each working day. If the balance falls below this minimum, the shortfall is initially made good by selling Government of India Treasury bills held by the State Government and thereafter by taking Ways and Means Advances from the bank. The limit of ordinary Ways and Means Advances has been fixed at Rs.5.60 crores. The bank has also agreed to give Special (Secured) Ways and Means Advances upto a maximum of Rs.2 crores against the pledge of Government of India Securities. If even after the maximum advance is given there is still a shortfall in the minimum cash balance, the shortfall is left uncovered. Overdrafts are given by the bank if the State Government has a minus balance even after availing of the maximum advance.

STATEMENT NO. 6 - Contd.

Interest is payable on advances, shortfalls and overdrafts as follows :

Category	Period	Rate of interest
Advances	First 90 days	1 per cent below the bank rate
	Beyond 90 days upto 180 days	1 per cent above the bank rate
	Beyond 180 days	2 per cent below the bank rate
Shortfalls		1 per cent below the bank rate
Overdrafts	Upto and including the 7th day	Bank rate
	Beyond the 7th day	3 per cent above the bank rate

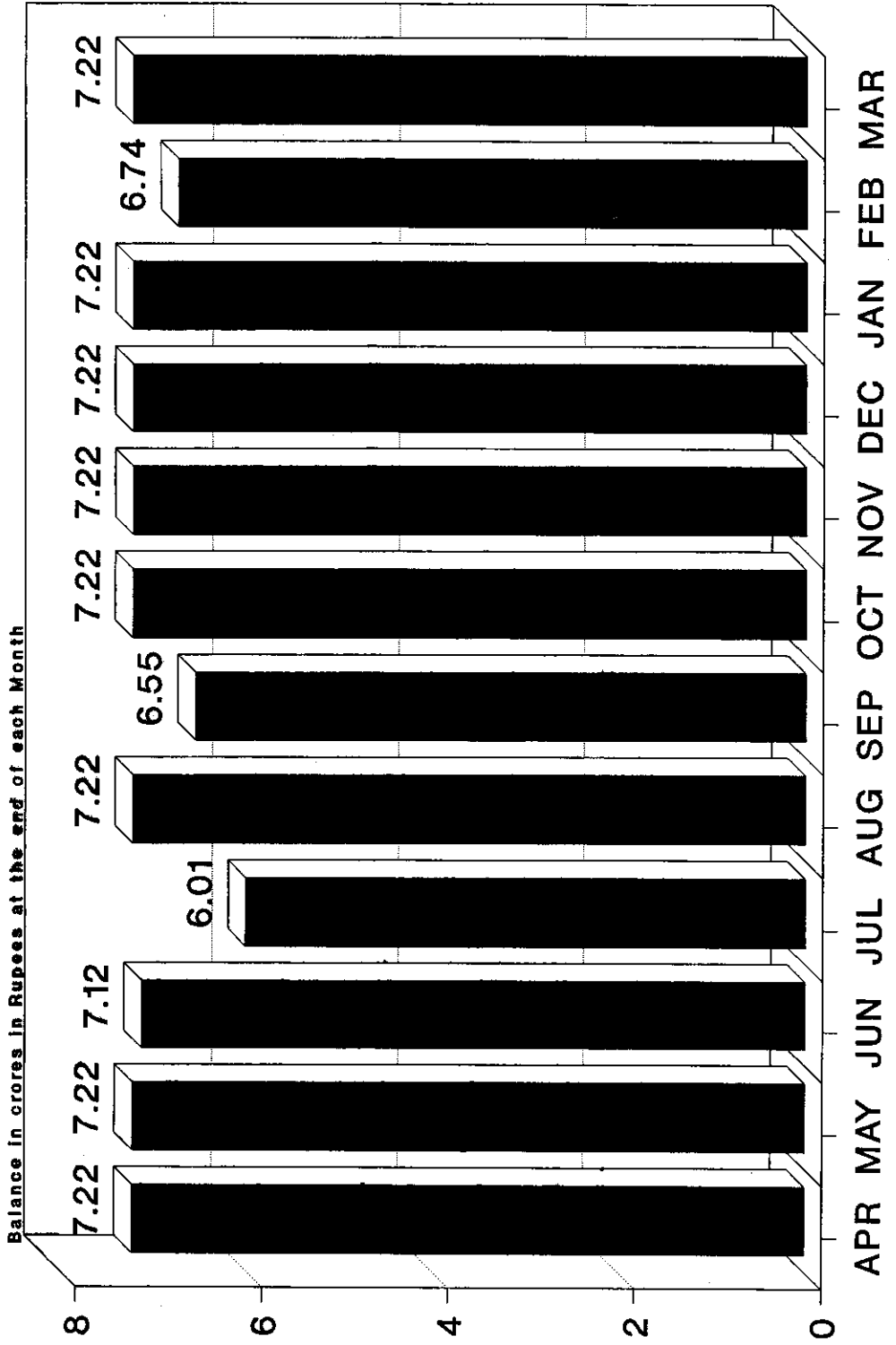
The bank rate of interest was 10 per cent per annum.

The extent to which Government was able to maintain the minimum balance with the bank during the year 1992-93 is given below :

(1) Number of days on which the minimum balance was maintained without obtaining any advance	181
(2) Number of days on which the minimum balance was maintained by taking ordinary Ways and Means Advance only	30
(3) Number of days on which the minimum balance was maintained by taking special Ways and Means Advances only	39
(4) Number of days on which there was shortfall from the agreed minimum balance even after availing the ordinary and special Ways and Means Advances to the full extent but no overdrafts were taken	8
(5) Number of days on which overdrafts were taken	107
Total:	365

3. The Ordinary and Special (Secured) Ways and Means Advances taken and repaid together with interest during 1992-93 are indicated in Note 1(v) below statement No.3.

WAYS AND MEANS ADVANCES TAKEN DURING 1992-93



STATEMENT NO. 6 - Concl'd.

4. The investment made during 1992-93 from out of the General Cash Balance were in Government of India Treasury Bills and Securities.

The following is an analysis of investments held in Cash Balance Investment Account :

Opening balance on 1st April 1992	Purchase during 1992-93	Sales during 1992-93	Closing balance on 31st March 1993	Interest realised during the year
---	-------------------------------	----------------------------	--	--

(In lakhs of rupees)

Short Term Investments:

Government of India

Treasury Bills	...	60,50.00	60,50.00	...	28.90
----------------	-----	----------	----------	-----	-------

Long Term Investments:

Securities of the

Government of India	2,43.00	2,43.00	21.87
---------------------	---------	-----	-----	---------	-------

Total :	<u>2,43.00</u>	<u>60,50.00</u>	<u>60,50.00</u>	<u>2,43.00</u>	<u>50.77</u>
---------	----------------	-----------------	-----------------	----------------	--------------

STATEMENT NO. 7

SUMMARY OF BALANCES UNDER CONSOLIDATED FUND,
CONTINGENCY FUND AND PUBLIC ACCOUNT

The following is a summary of the balances as on the 31st March 1993.

Debit balances (1) (Rs)	Sector of the General Account (2)	Name of the Account (3)	Credit balances (4) (Rs)
CONSOLIDATED FUND			
4,40,97,75,512	A to D E	Government Account Public Debt	3,47,35,57,010
31,20,83,175	F	Loans and Advances	
PUBLIC ACCOUNT			
	I	Small Savings, Provident Fund, etc.	1,14,75,52,225
	J	Reserve Funds	
		Reserve Funds not bearing interest	1,98,20,500
	K	Deposits and Advances	
		(i) Deposits bearing interest	2,35,79,948
		(ii) Deposits not bearing interest	62,14,33,205
		(iii) Advances	2,08,24,164
61,45,56,402	L	Suspense and Miscellaneous	
58,84,03,033	M	Remittances	
(-)61,80,51,070	N	Cash Balance (closing)	
<u>5,30,67,67,052</u>		Total	<u>5,30,67,67,052</u>

STATEMENT NO.7 - Contd.

Explanatory Notes

The significance of the head "Government Account" is explained below :

1. Under the system of Book Keeping followed in Government Accounts, the amount booked under Revenue and Capital Heads and other transactions of Government, balances of which are not carried forward from year to year, are closed to a single head called "Government Account". The balance under this head represents the cumulative result of all such transactions so that after adding thereto the balances under Public Debt, Loans and Advances, Suspense and Miscellaneous (other than Miscellaneous Government Account) and Remittance heads, the closing balance at the end of the year may be worked out and proved. The Government Account for 1992-93 given below will show how the net amount at the end of the year has been arrived at :

Debit (1) (Rs)	Details (2)	Credit (3) (Rs)
4,42,61,36,848	A - Balance at the debit of the Government on 1st April 1992	
	B - Revenue Receipts	4,80,21,60,130
3,78,83,82,008	C - Expenditure Heads (Revenue Account)	...
99,73,24,786	D - Expenditure Heads (Capital Account)	...
92,000	E - Miscellaneous	...
...	F - Balances at the debit of the Government Account on 31st March 1993	4,40,97,75,512
<u>9,21,19,35,642</u>	Total	<u>9,21,19,35,642</u>

2. The other headings in this Summary take into account the balances under all account heads in Government book where Government has a liability to repay the money received or has a claim to recover the amount paid and also heads of accounts opened in the books for adjustment of remittance transactions. It must be understood that these balances cannot be regarded as a complete record of the financial position of the Government of Manipur, as these do not take into account all the physical assets of the State, such as lands, buildings, communications, etc., nor any accrued dues or outstanding liabilities which are not brought to account under cash basis of accounting followed by Government.

STATEMENT NO. 7 - Concl'd.

3. A Summary of receipts, disbursements and balances under Heads of Accounts relating to Debt and Public Account is given in Statement No.15. There is no transaction relating to Contingency Fund as the Contingency Fund has not so far been set up in Manipur.

In a number of cases there are unreconciled differences in the closing balances as reported in Statement No.15 and those shown in separate registers or other records maintained in the Accounts office/Departmental offices for the purpose. Steps are being taken to settle the discrepancies as soon as possible.

The balances are communicated to the Departmental officers concerned every year for verification and acceptance thereof. In a large number of cases such acceptances have not been received.

The number of such cases, major headwise, whose balances are yet to be verified and acceptances awaited are detailed below :

Head of Account	Number of acceptances awaited	Year from which acceptances awaited	Balances Outstanding against those items on 31st March 1993
(1)	(2)	(3)	(4)
(In lakhs of rupees)			
6202. Loans for Education, Art and Culture (National Loans Scholarship Scheme)	32	1969-93	10.73
6215. Loans for Water Supply and Sanitation	10	1992-93	3,95.56
6216. Loans for Housing	...	1992-93	679.83
6217. Loans for Urban Developments:-			
(i) Loans for Imphal Municipality	44	1969-93	27.09
(ii) Loans for District and Local Fund Committee	2	1974-93	0.10
(iii) Loans for PDA	6	1976-93	61.50
6225. Loans for welfare of Schedule Castes, Scheduled Tribes and other Backward Classes	4	1969-93	2.40
6235. Loans for Social Security and Welfare	20	1969-93	34.68
6401. Loans for Crop Husbandry	15	1969-93	125.79
6403. Loans for Animal Husbandry	1	1976-93	0.50
6405. Loans for Fisheries	...	1992-93	5.46
6425. Loans for Co-operation	...	1992-93	471.12
6515. Loans for other Rural Development Programmes	4	1969-93	0.78
6851. Loans for Village and Small Industries	...	1992-93	526.78
7610. Loans to Government Servants etc.	11,210	1969-93	770.06
7615. Miscellaneous Loans	54	1969-93	8.46

PART -II
DETAILED ACCOUNTS AND OTHER STATEMENTS
A - REVENUE AND EXPENDITURE

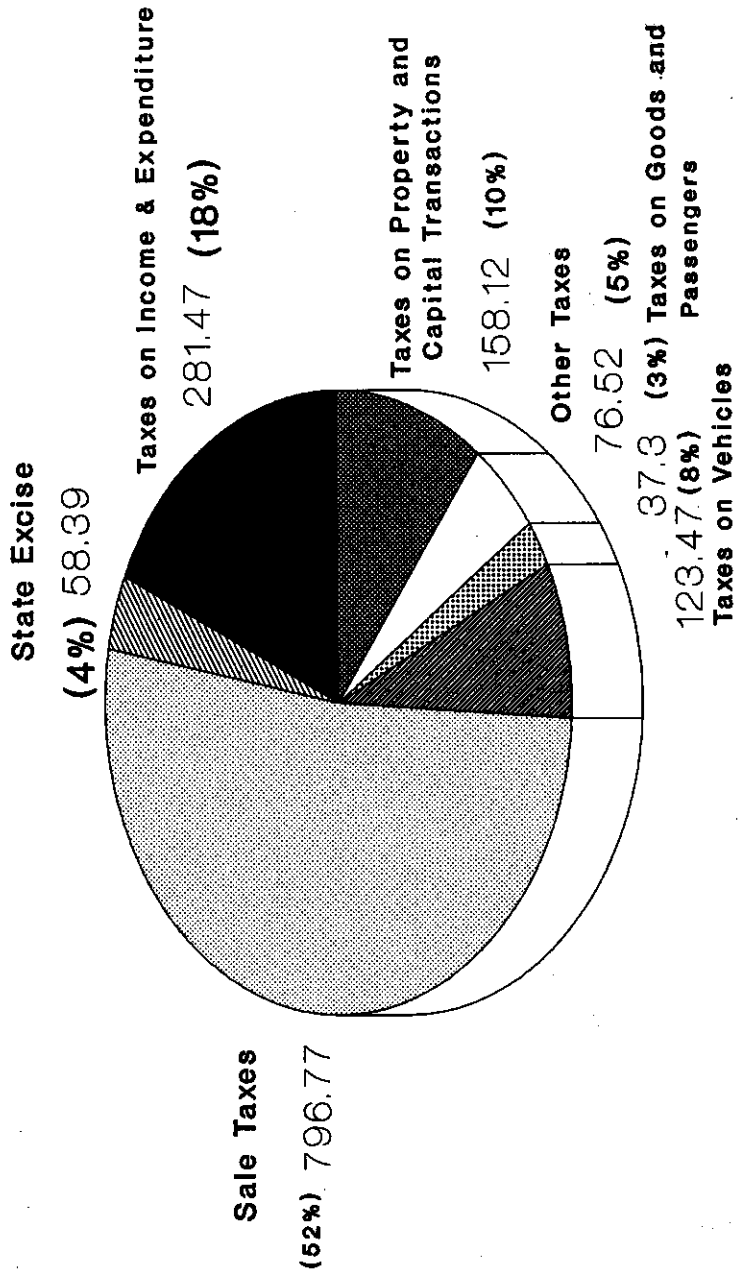
STATEMENT

STATEMENT OF REVENUE AND EXPENDITURE
EXPRESSED AS A PERCENTAGE

Heads - Revenue	Amount (in lakhs of rupees)	Percentage of total revenue	Percentage of total expenditure
(1)	(2)	(3)	(4)
A. Tax Revenue			
(i) Taxes on Income and Expenditure -			
Taxes on Income other than Corporation Tax	10,28.36	2.14	2.71
Other Taxes on Income and Expenditure	2,81.47	0.58	0.74
(ii) Taxes on Property and Capital Transactions -			
Land Revenue	63.07	0.13	0.17
Stamps and Registration Fees	95.05	0.20	0.25
(iii) Taxes on Commodities and Services -			
State Excise	58.39	0.12	0.16
Sales Tax	7,96.77	1.66	2.10
Taxes on Vehicles	1,23.47	0.26	0.33
Taxes on Goods and Passengers	37.30	0.08	0.10
Taxes and Duties on Electricity	0.04	0.00	0.00
Other Taxes and Duties on Commodities and Services	76.48	0.16	0.20
Total : A. Tax Revenue	<u>25,60.40</u>	<u>5.33</u>	<u>6.76</u>

**GROSS TAX REVENUE RAISED BY STATE GOVT.
DURING 1992-93**

(Rupees in lakhs)



Total Tax Revenue Rs.1532.04

No. 8

**UNDER DIFFERENT HEADS OF TOTAL
REVENUE/EXPENDITURE**

Heads - Expenditure	Amount (in lakhs of rupees)	Percentage of total revenue	Percentage of total expenditure
(1)	(2)	(3)	(4)
A. General Services			
Fiscal Services -			
(i) Collection of Taxes on Income and Expenditure			
(ii) Collection of Taxes on Property and Capital Transactions -			
Land Revenue	3,13.53	0.65	0.83
Stamps and Registration	13.54	0.03	0.04
(iii) Collection of Taxes on Commodities and Services -			
State Excise	45.47	0.09	0.12
Sales Tax	57.34	0.12	0.15
Taxes on Vehicles	68.00	0.14	0.18
Other Taxes and Duties on Commodities and Services	4.32	0.01	0.01
(iv) Other Fiscal Services	7.54	0.02	0.02
Total : Fiscal Services	5,09.74	1.06	1.35
Interest Payments and Servicing of Debt	44,53.56	9.27	11.75
Organs of State	5,37.80	1.12	1.42
Administrative Services	59,34.96	12.36	15.67
Pension and Miscellaneous General Services	18,18.87	3.79	4.80
Total : A. General Services	1,32,54.93	27.60	34.99

STATEMENT

<i>Heads - Revenue</i>	<i>Amount (in lakhs of rupees)</i>	<i>Percentage of total revenue</i>	<i>Percentage of total expenditure</i>
(1)	(2)	(3)	(4)
B. Non-Tax Revenue -			
(a) Fiscal Services	0.19
(b) Interest Receipts, Dividends and Profits	75.01	0.16	0.20
(c) Other Non-Tax Revenue			
(i) General Services	9,42.96	1.96	2.49
(ii) Social Services	1,48.85	0.31	0.39
(iii) Economic Services	10,40.85	2.17	2.75
	<hr/>	<hr/>	<hr/>
Total: B. Non-Tax Revenue	22,07.86	4.60	5.83
	<hr/>	<hr/>	<hr/>
C. Grants-in-Aid and Contributions	4,32,53.34	90.07	1,14.17
	<hr/>	<hr/>	<hr/>
Grand Total : Revenue	4,80,21.60	100.00	1,26.76
	<hr/>	<hr/>	<hr/>

No. 8 - Concl'd.

Heads - Expenditure (1)	Amount (in lakhs of rupees) (2)	Percentage of total revenue (3)	Percentage of total expenditure (4)
B. Social Services			
(a) Education, Sports Art and Culture	1,06,84.22	22.25	28.20
(b) Health and Family Welfare	23,57.91	4.91	6.22
(c) Water Supply, Sanitation, Housing and Urban Development	6,90.60	1.44	1.82
(d) Information and Broadcasting	86.51	0.18	0.23
(e) Welfare of Scheduled Caste, Scheduled Tribes and other Backward Classes	10,66.67	2.22	2.82
(f) Labour and Labour Welfare	1,30.66	0.27	0.34
(g) Social Welfare and Nutrition	9,30.18	1.94	2.46
(h) Others	1,25.33	0.26	0.33
Total: B. Social Services	<u>1,60,72.08</u>	<u>33.47</u>	<u>42.42</u>
C. Economic Services			
(a) Agriculture and Allied Activities	37,51.57	7.81	9.90
(b) Rural Development	8,72.15	1.82	2.30
(c) Special Areas Programmes	50.11	0.10	0.13
(d) Irrigation and Flood Control	8,65.43	1.80	2.29
(e) Energy	5,94.23	1.24	1.57
(f) Industry and Minerals	9,01.25	1.88	2.38
(g) Transport	9,79.80	2.04	2.59
(h) Science, Technology and Environment	83.43	0.17	0.22
(i) General Economic Services	4,58.84	0.96	1.21
Total: C. Economic Services	<u>85,56.81</u>	<u>17.82</u>	<u>22.59</u>
Grand Total :			
Expenditure (Revenue Account)	<u>3,78,83.82</u>	<u>78.89</u>	<u>100.00</u>

STATEMENT NO. 9

STATEMENT SHOWING THE DISTRIBUTION BETWEEN
CHARGED AND VOTED EXPENDITURE

Particulars (1)	Actuals for 1992 -93		
	Charged (2) Rs.	Voted (3) Rs.	Total (4) Rs.
Expenditure heads (Revenue Account)	45,66,02,579	3,33,17,79,429	3,78,83,82,008
Expenditure heads (Capital Account)	...	99,73,24,786	99,73,24,786
Disbursements under Public Debt and Loans and Advances*	3,55,23,65,570	2,23,80,618	3,57,47,46,188
Total :	4,00,89,68,149	4,35,14,84,833	8,36,04,52,982

* The figures have been arrived as follows:-

	Charged expenditure Rs.	Voted expenditure Rs.
E. Public Debt - Internal Debt of the State Government	2,89,84,00,229	...
Loans and Advances from the Central Government	65,39,65,341	...
F. Loans and Advances	...	2,23,80,618
Total :	3,55,23,65,570	2,23,80,618

STATEMENT NO.10

DETAILED ACCOUNT OF REVENUE BY MINOR HEADS

Heads	Actuals for 1992-93 Rs.
Receipt Heads (Revenue Account)	
A. Tax Revenue	
(a) Taxes on Income and Expenditure	
0021. Taxes on Income Other than Corporation Tax	
901. Share of net proceeds assigned to States	10,28,35,991
Total: 0021	10,28,35,991
0028. Other Taxes on Income and Expenditure	
107. Taxes on Professions, Trades, Callings and Employment	2,81,47,179
Total:0028	2,81,47,179
Total : (a) Taxes on Income and Expenditure	13,09,83,170
(b) Taxes on Property and Capital Transactions	
0029. Land Revenue	
101. Land Revenue/Tax	59,75,765
106. Receipts on account of Survey and Settlement Operations	87,251
800. Other receipts	2,43,843
Total : 0029	63,06,859
0030. Stamps and Registration Fees	
01. Stamps - Judicial	
102. Sale of stamps	15,28,967
800. Other receipts	68,571
Total : 01	15,97,538
02. Stamps - Non-Judicial	
102. Sale of Stamps	66,81,542
800. Other receipts	39,116
Total : 02	67,20,658

STATEMENT NO. 10 - Contd.

Heads	Actuals for 1992-93 Rs.
Receipt Heads (Revenue Account) - Contd.	
A. Tax Revenue - Contd.	
(b) Taxes on Property and Capital Transactions - Concl'd.	
0030. Stamps and Registration Fees - Concl'd.	
03. Registration Fees	
104. Fees for registering documents	11,45,702
800. Other receipts	41,256
	<hr/>
Total:03	11,86,958
	<hr/>
Total:0030	95,05,154
	<hr/>
Total : (b) Taxes on Property and Capital Transactions	1,58,12,012
	<hr/>
(c) Taxes on Commodities and Services	
0039. State Excise	
105. Foreign Liquors and spirits	8,71,568
150. Fines and confiscations	48,72,506
800. Other receipts	94,784
	<hr/>
Total : 0039	58,38,858
	<hr/>
0040. Sales Tax	
102. Receipts under State Sales Tax Act	7,96,76,706
	<hr/>
Total : 0040	7,96,76,706
	<hr/>
0041. Taxes on Vehicles	
101. Receipts under the Indian Motor Vehicles Act	4,29,528
102. Receipts under the State Motor Vehicles Taxation Acts	1,18,03,474
800. Other receipts	1,14,376
	<hr/>
Total : 0041	1,23,47,378
	<hr/>
0042. Taxes on Goods and Passengers	
103. Tax Collections-Passenger Tax	37,12,771
800. Other receipts	17,426
	<hr/>
Total : 0042	37,30,197
	<hr/>

STATEMENT NO. 10 - Contd.

Heads	Actuals for 1992-93 Rs.
Receipt Heads (Revenue Account) - Contd.	
A. Tax Revenue - Concl'd.	
<i>(c) Taxes on Commodities and Services - Concl'd.</i>	
0043. Taxes and Duties on Electricity	
101. Taxes on consumption and sale of Electricity	2,239
102. Fees under the Indian Electricity Rules	714
103. Fees for the electrical inspection of cinemas	742
Total : 0043	3,695
0045. Other Taxes and Duties on Commodities and Services	
101. Entertainment Tax	74,89,211
800. Other receipts	1,58,524
Total : 0045	76,47,735
Total : (c) Taxes on Commodities and Services	10,92,44,569
Total : A. Tax Revenue	25,60,39,752
B. Non-Tax Revenue	
<i>(a) Fiscal Services</i>	
0047. Other Fiscal Services	
800. Other receipts	18,522
Total : 0047	18,522
Total : (a) Fiscal Services	18,522
<i>(b) Interest Receipts, Dividends and Profits</i>	
0049. Interest Receipts	
04. Interest Receipts of State/Union Territory Governments	
110. Interest realised on investment of Cash balances	50,77,416
195. Interest from Co-operative Societies	21,12,813
800. Other receipts	1,80,599
Total : 04	73,70,828
Total : 0049	73,70,828

STATEMENT NO. 10 - Contd.

Heads	Actuals for 1992-93 Rs.
Receipt Heads (Revenue Account) - Contd.	
B. Non-Tax Revenue - Contd.	
(b) Interest Receipts, Dividends and Profits - Concl'd.	
0050. Dividends and Profits	
200. Dividends from other investments	1,30,480
	<hr/>
Total : 0050	1,30,480
	<hr/>
Total : (b) Interest Receipts, Dividends and Profits	75,01,308
	<hr/>
(c) Other Non-Tax Revenue	
(i) General Services	
0051. Public Service Commission	
105. State PSC Examination Fees	13,097
	<hr/>
Total : 0051	13,097
	<hr/>
0055. Police	
101. Police supplied to other Governments	84,907
102. Police supplied to other parties	6,32,979
103. Fees, Fines and Forfeitures	15,43,003
104. Receipts under Arms Act	7,11,377
105. Receipts of state Headquarters Police	2,90,960
800. Other receipts	9,83,137
	<hr/>
Total : 0055.	42,46,363
	<hr/>
0056. Jails	
102. Sale of Jail Manufactures	1,03,678
	<hr/>
Total : 0056	1,03,678
	<hr/>
0058. Stationery and Printing	
101. Stationery receipts	34,83,561
	<hr/>
Total : 0058	34,83,561
	<hr/>
0059. Public Works	
01. Office Buildings	
011. Rents	3,41,754
102. Hire charges of Machinery and Equipment	1,01,49,388
103. Recovery of percentage charges	39,89,491
800. Other receipts	29,12,347
	<hr/>
Total : 01	1,73,92,980
	<hr/>

STATEMENT NO. 10 - Contd.

Heads	Actuals for 1992-93 Rs.
Receipt Heads (Revenue Account) - Contd.	
B. Non-Tax Revenue - Contd.	
(c) Other Non-Tax Revenue - Contd.	
(i) General Services - Contd.	
0059. Public Works - Concl'd.	
80. General	
800. Other receipts	89,535
Total : 80	89,535
Total : 0059	1,74,82,515
0070. Other Administrative Services	
01. Administration of Justice	
102. Fines and Forfeitures	4,09,071
800. Other receipts	706
Total : 01	4,09,777
02. Elections	
101. Sale proceeds of election forms and documents	2,586
104. Fees, Fines and Forfeitures	6,000
800. Other receipts	58,69,438
Total : 02	58,78,024
60. Other Services	
115. Receipts from Guest Houses, Government Hostels, etc.	6,26,307
800. Other receipts	6,35,525
Total : 60	12,61,832
Total : 0070	75,49,633
0071. Contributions and Recoveries towards Pension and Other Retirement Benefits	
01. Civil	
101. Subscriptions and Contributions	4,51,033
Total : 0071	4,51,033

STATEMENT NO. 10 - Contd.

Heads	Actuals for 1992-93 Rs.
Receipt Heads (Revenue Account) - Contd.	
B. Non-Tax Revenue - Contd.	
(c) Other Non-Tax Revenue - Contd.	
(i) General Services - Concl'd.	
0075. Miscellaneous General Services	
103. State Lotteries	6,09,66,549
Total : 0075	<u>6,09,66,549</u>
Total : (i) General Services	<u>9,42,96,429</u>
(ii) Social Services	
0202. Education, Sports, Art and Culture	
01. General Education	
101. Elementary Education	39,00,540
102. Secondary Education	9,27,932
Total : 01	<u>48,28,472</u>
Total : 0202	<u>48,28,472</u>
0210. Medical and Public Health	
01. Urban Health Services	
020. Receipts from Patients for hospital and dispensary services	4,06,937
104. Medical Stores Depots	11,694
800. Other receipts	42,718
Total : 01	<u>4,61,349</u>
03. Medical Education, Training and Research	
105. Allopathy	2,25,515
200. Other Systems	
Total : 03	<u>2,25,515</u>
04. Public Health	
104. Fees and Fines etc.	4,59,601
105. Receipts from Public Health Laboratories	15,196
Total: 04	<u>4,74,797</u>

STATEMENT NO. 10 - Contd.

Heads	Actuals for 1992-93 Rs.
Receipt Heads (Revenue Account) - Contd.	
B. Non-Tax Revenue - Contd.	
<i>(c) Other Non-Tax Revenue - Contd.</i>	
<i>(ii) Social Services - Contd.</i>	
0210. Medical and Public Health - Concl'd.	
80. General	
800. Other receipts	10,31,510
	<hr/>
Total : 80	10,31,510
	<hr/>
Total : 0210	21,93,171
	<hr/>
0211. Family Welfare	
800. Other receipts	21,749
	<hr/>
Total : 0211	21,749
	<hr/>
0215. Water Supply and Sanitation	
01. Water Supply	
101. Services and Service Fees	42,611
102. Receipts from Rural Water Supply Schemes	84,519
103. Receipts from Urban Water Supply Schemes	14,35,155
104. Fees, Fines etc.	5,20,811
800. Other receipts	13,80,488
	<hr/>
Total : 01	34,63,584
	<hr/>
02. Sewerage and Sanitation	
101. Services and Service Fees	5,294
104. Fees, Fines etc.	32,039
800. Other receipts	17,78,634
	<hr/>
Total : 02	18,15,967
	<hr/>
Total : 0215	52,79,551
	<hr/>
0216. Housing	
01. Government Residential Buildings	
106. General Pool accommodation	9,15,862

STATEMENT NO. 10 - Contd.

Heads	Actuals for 1992-93 Rs.
Receipt Heads (Revenue Account) - Contd.	
B. Non-Tax Revenue - Contd.	
(c) Other Non-Tax Revenue - Contd.	
(ii) Social Services - Concl'd.	
0216. Housing - Concl'd.	
80. General	
800. Other receipts	12,67,936
Total : 0216	<u>21,83,798</u>
0217. Urban Development	
60. Other Urban Development Schemes	
800. Other receipts	7,046
Total : 0217	<u>7,046</u>
0220. Information and Publicity	
60. Others	
800. Other receipts	1,60,309
Total : 0220	<u>1,60,309</u>
0230. Labour and Employment	
101. Receipts under Labour laws	58,267
Total : 0230	<u>58,267</u>
0235. Social Security and Welfare	
60. Other Social Security and Welfare Programmes	
800. Other receipts	1,52,650
Total : 0235	<u>1,52,650</u>
Total : (ii) Social Services	<u>1,48,85,013</u>

STATEMENT NO. 10 - Contd.

Heads	Actuals for 1992-93 Rs.
Receipt Heads (Revenue Account) - Contd.	
B. Non-Tax Revenue - Contd.	
(c) Other Non-Tax Revenue - Contd.	
(iii) Economic Services	
0401. Crop Husbandry	
103. Seeds	53,107
104. Receipts from Agricultural Farms	21,421
107. Receipts from Plant Protection Services	10,093
119. Receipts from Horticulture and Vegetable crops	9,06,854
120. Sale, hire and services of agricultural implements and machinery including tractors	3,020
800. Other receipts	38,84,748
Total : 0401	48,79,243
0403. Animal Husbandry	
103. Receipts from Poultry development	
800. Other receipts	20,88,262
Total : 0403	20,88,262
0404. Dairy Development	
102. Receipts from Dairy Development Projects	13,97,909
Total : 0404	13,97,909
0405. Fisheries	
102. Licence Fees, Fines etc.	41,215
103. Sale of fish, fish seeds etc.	84,641
800. Other receipts	3,47,518
Total : 0405	4,73,374
0406. Forestry and Wild Life	
01. Forestry	
800. Other receipts	3,39,21,078
Total : 0406	3,39,21,078

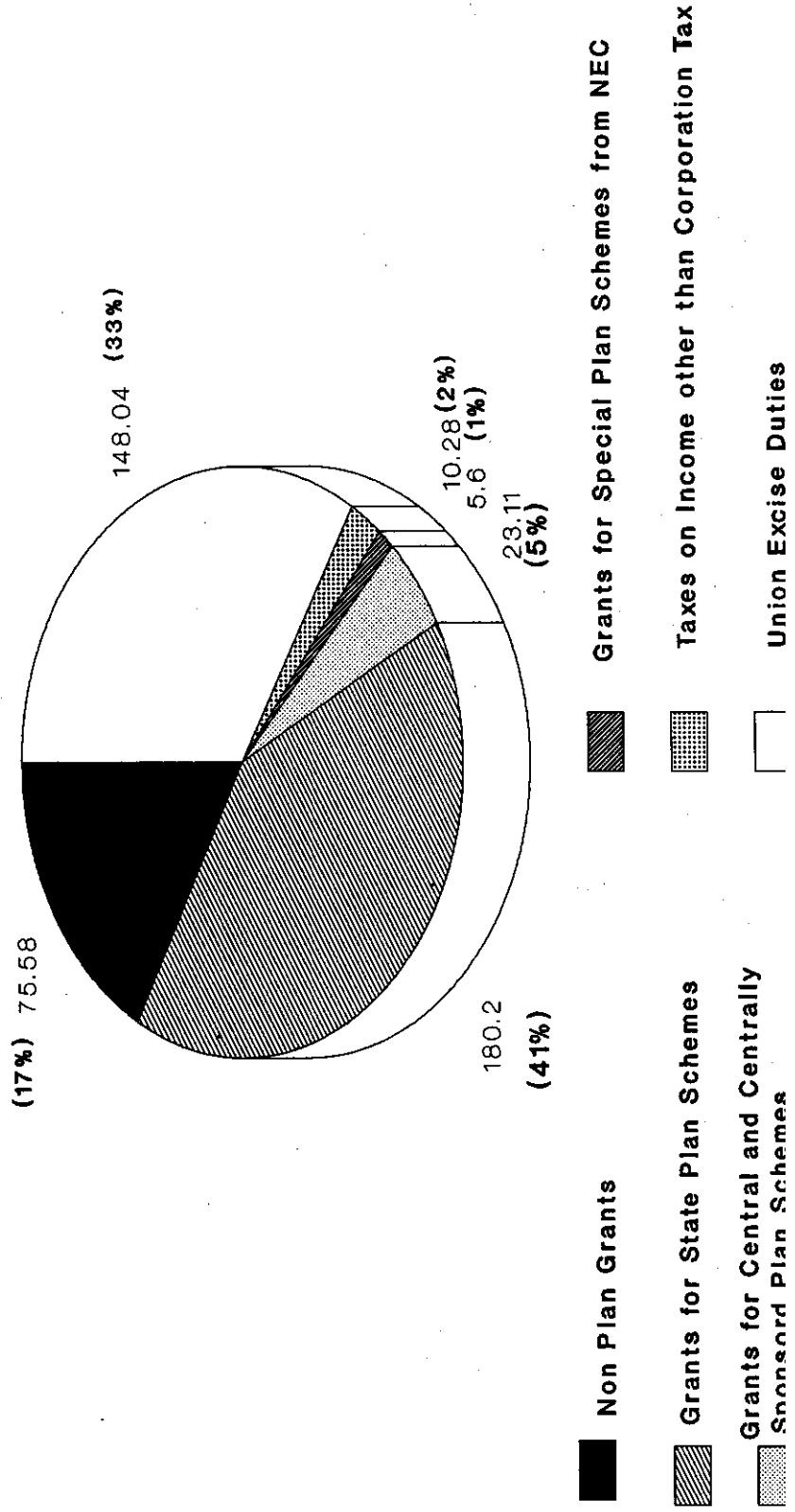
STATEMENT NO. 10 - Contd.

Heads	Actuals for 1992-93 Rs.
Receipt Heads (Revenue Account) - Contd.	
B. Non-Tax Revenue - Contd.	
(c) Other Non-Tax Revenue - Contd.	
(iii) Economic Services - Contd.	
0407. Plantations	
02. Coffee	
800. Other receipts	25,385
Total : 0407	25,385
0408. Food Storage and Warehousing	
800. Other receipts	4,035
Total : 0408	4,035
0425. Co-operation	
101. Audit Fee	2,81,376
800. Other receipts	64,921
Total : 0425	3,46,297
0435. Other Agricultural Programmes	
103. Receipts from Agricultural Research	43,560
800. Other receipts	1,94,246
Total : 0435	2,37,806
0515. Other Rural Development Programmes	
800. Other receipts	56,253
Total : 0515	56,253
0701. Major and Medium Irrigation	
02. Major Irrigation - Non-Commercial	
800. Other receipts	16,88,479
04. Medium Irrigation - Non-Commercial	
800. Other receipts	1,584
80. General	
800. Other receipts	69,977
Total : 0701	17,60,040



ASSISTANCE FROM GOVT. OF INDIA 1992-93

(Rupees in Crores)



STATEMENT NO. 10 - Contd.

Heads	Actuals for 1992-93 Rs.
Receipt Heads (Revenue Account) - Contd.	
B. Non-Tax Revenue - Contd.	
(c) Other Non-Tax Revenue - Contd.	
(iii) Economic Services - Contd.	
0702. Minor Irrigation	
03. Command Area Development	
800. Other receipts	14,083
04. Flood Control	
800. Other receipts	3,62,832
80. General	
800. Other receipts	18,224
Total : 0702	3,95,139
0801. Power	
01. Hydel Generation	
800. Other receipts	4,85,65,139
06. Rural Electrification	
800. Other receipts	3,25,989
Total : 0801	4,88,91,128
0802. Petroleum	
800. Other receipts	11,345
Total : 0802	11,345
0810. Non Conventional Sources of Energy	
800. Other receipts	8,000
Total : 0810	8,000
0851. Village and Small Industries	
101. Industrial Estates	9,90,196
Total : 0851	9,90,196
0852. Industries	
08. Consumer Industries	
201. Sugar	2,66,708
Total : 0852	2,66,708
0853. Non-Ferrous Mining and Metallurgical Industries	
800. Other receipts	19,500
Total : 0853	19,500

STATEMENT NO. 10 - Contd.

Heads	Actuals for 1992-93 Rs.
Receipt Heads (Revenue Account) - Contd.	
B. Non-Tax Revenue - Concl'd.	
(c) Other Non-Tax Revenue - Concl'd.	
(iii) Economic Services - Concl'd.	
0875. Other Industries	
02. Other Industries	
800. Other receipts	37,381
Total : 0875	<u>37,381</u>
1054. Roads and Bridges	
800. Other receipts	42,202
Total : 1054	<u>42,202</u>
1452. Tourism	
105. Rent and Catering Receipts	39,02,110
Total : 1452	<u>39,02,110</u>
1475. Other General Economic Services	
106. Fees for stamping weights and measures	43,31,302
Total : 1475	<u>43,31,302</u>
Total : (iii) Economic Services	<u>10,40,84,693</u>
Total : (c) Other Non-Tax Revenue	<u>21,32,66,135</u>
Total : B. Non-Tax Revenue	<u>22,07,85,965</u>
C. Grants-In-Aid And Contributions	
1601. Grants-in-aid from Central Government	
01. Non-Plan Grants	
102. Grants in lieu of Tax on Railway Passenger Fares	2,00,000
104. Grants under the Provisio to Art, 275(1) of the Constitution	74,40,00,000
109. Grants toward contribution to Calamity Relief Fund	37,50,000
800. Other grants Police -	27,16,000
115. Modernisation of Police Force	8,65,750

STATEMENT NO. 10 - Contd.

Heads	Actuals for 1992-93 Rs.
Receipt Heads (Revenue Account) - Contd.	
C. Grants-In-Aid And Contributions - Contd.	
1601. Grants-in-aid from Central Government - Contd.	
01. Non-Plan Grants -Concl'd.	
Plantations-Spices -	
800. Other Grants	2,50,375
Social Welfare -	
101. Welfare of Handicapped	59,710
Tourism -	
800. Other Grants	11,00,000
Non-conventional source of Energy -	
101. Choolah	1,99,000
Crop Husbandry -	
105. Manures & Fertilizer	5,00,000
111. Agricultural Economics & Statistics	27,000
115. Schemes of Small/Marginal Farmers and Agricultural Labour	21,00,000
Art & Culture -	
102. Promotion of Art & Culture	68,040
Total : 01	
<u>75,58,35,875</u>	
02. Grants for State/Union Territory Plan Schemes	
101. Block Grants	1,75,69,80,000
102. Grants as advance Plan Assistance for relief on account of Natural Calamities	37,50,000
104. Grants under Provisio to Art.275(1) of the Constitution	28,38,000
800. Other Grants	
Welfare of Scheduled Tribes -	
794. Special Central Assistance for Tribal Sub-Plan Social Welfare -	3,83,41,000
102. Child Welfare	1,35,000
Total : 02	
<u>1,80,20,44,000</u>	
03. Grants for Central Plan Schemes	
Crop Husbandry -	
108. Commercial Crops	4,00,375
111. Agricultural Economics and Statistics	7,69,000
119. Horticulture and Vegetable Crops	
Soil and Water Conservation -	19,55,000
001. Direction and Administration	18,000
102. Soil Conservation	3,11,000

STATEMENT NO. 10 - Contd.
Heads

Actuals for
1992-93
Rs.

Receipt Heads (Revenue Account) - Contd.

C. Grants-In-Aid And Contributions - Contd.

1601. Grants-in-aid from Central Government - Contd.

03. Grants for Central Plan Schemes - Concl'd.	
Elementary Education -	
107. Teachers Training	12,11,000
Language Development -	
102. Promotion of Modern Indian Language and Literature	50,00,000
103. Sanskrit Education	3,258
Sports and Youth Services -	
102. Youth Welfare Programme for Students	5,32,138
Welfare of Scheduled Caste -	
793. Special Central Assistance for Scheduled Caste Component Plan Social Welfare -	7,42,000
101. Welfare of Handicapped	20,520
102. Child Welfare	1,08,07,000
Surveys and Statistics -	
201. National Sample Survey Organisation Art & Culture -	4,30,000
102. Promotion of Art & Culture	1,80,400
Waste Land Development -	
101. National Waste Land Development Programme	52,40,000
Environmental Forestry & Wild Life -	
111. Zoological Park	23,90,000
800. Other Grants	2,10,000
Village & Small Industries -	
102. Small Scale Industries	2,80,000
Other Rural Development Programmes -	
003. Training (TRYSEM)	1,20,000
Public Health -	
101. Prevention & Control of Diseases	25,07,453
Special Programme for Rural Development -	
105. Project Implementation	5,61,284

Total: 03

3,36,88,428

04. Grants for Centrally Sponsored Plan Schemes

Elementary Education -	
105. Non Formal Education	43,78,000
800. Other Grants	12,18,350
Adult Education -	
200. Other Adult Education Programmes	8,78,195
Urban Health Services - Allopathy -	
200. Other Health Schemes	6,00,000
Public Health -	
101. Prevention and Control of Diseases	55,46,384

STATEMENT NO. 10 - Contd.

Heads	Actuals for 1992-93 Rs.
Receipt Heads (Revenue Account) - Contd.	
C. Grants-In-Aid And Contributions - Contd.	
1601. Grants-in-aid from Central Government - Contd.	
04. Grants for Centrally Sponsored Plan Schemes - Contd.	
Family Welfare -	
001. Direction and Administration	84,35,000
003. Training	50,29,000
004. Research and Evaluation	34,000
101. Rural Family Welfare Services	1,45,68,000
102. Urban Family Welfare Services	13,60,000
103. Maternity and Child Health	26,27,000
104. Transport	1,80,000
105. Compensation	20,78,000
106. Mass Education	8,10,000
800. Other grants	90,00,000
Water Supply -	
102. Rural Water Supply Programmes	3,19,39,000
Sewerage and Sanitation Services -	
105. Sanitation Services	5,00,000
Welfare of Scheduled Castes -	
277. Education	38,46,700
800. Other Grants	1,28,000
Welfare of Scheduled Tribes -	
277. Education	6,60,000
Welfare of Backward Classes -	
277. Education	
Social Welfare -	
001. Direction and Administration	3,47,000
102. Child Welfare	1,94,98,000
Crop Husbandry -	
102. Food Grain Crops	47,000
107. Plant Protection	50,000
112. Development of Pulses	3,34,950
113. Agricultural Engineering	9,00,000
114. Development of Oil Seeds	12,50,000
Animal Husbandry -	
101. Veterinary Services and Animal Health	14,41,000
102. Cattle and Buffalo Development	14,17,000
106. Other Livestock Development	3,00,000
107. Fodder & Feed Development	89,000
Fisheries -	
101. Inland Fisheries	19,00,000
800. Other Grants	15,00,000
Forestry -	
101. Forest Conservation, Development and Regeneration	5,40,000

STATEMENT NO. 10 - Contd.

Heads	Actuals for 1992-93 Rs.
Receipt Heads (Revenue Account) - Contd.	
C. Grants-In-Aid And Contributions - Contd.	
1601. Grants-in-aid from Central Government - Concl'd.	
04. Grants for Centrally Sponsored Plan Schemes - Concl'd.	
Waste Land Development -	
101. National Waste Land Development Programme	1,08,50,000
Co-operation -	
108. Assistance to Other Co-operatives	1,00,000
800. Other Receipts	22,67,400
Rural Employment -	
701. Jawahar Rojgar Yojna	5,16,10,000
Command Area Development -	
800. Other Grants	36,07,500
Bio Energy -	
101. National Programme for Biogas Development	7,46,000
Solar -	
101. Solar Thermal Energy Programmes	67,664
Other Urban Development Schemes -	
800. Other Grants	10,00,000
Village and Small Industries -	
102. Small Scale Industries	34,20,000
103. Handloom Industries	6,35,000
Food & Civil Supplies -	
800. Other Grants	(-) 3,47,020
Total : 04	19,74,12,123
05. Grants for Special Plan Schemes	
101. Schemes of North Eastern Council	5,60,03,850
Total: 05	5,60,03,850
Total : 1601	2,84,49,84,276

STATEMENT NO. 10 - Concl'd.

Heads	Actuals for 1992-93 Rs.
Receipt Heads (Revenue Account) - Concl'd.	
C. Grants-In-Aid And Contributions - Concl'd.	
1603. States' Share of Union Excise Duties	
101. States' Share of Basic Union Excise Duties	1,43,25,66,317
103. States' Share of Additional Excise Duties in lieu of Sales Tax	4,77,83,820
Total : 1603	<u>1,48,03,50,137</u>
TOTAL : C. GRANTS-IN-AID AND CONTRIBUTIONS	<u>4,32,53,34,413</u>
TOTAL : RECEIPT HEADS (REVENUE ACCOUNT)	<u>4,80,21,60,130</u>

STATEMENT

DETAILED ACCOUNT OF EXPENDITURE

(Figures in italics represent

Heads

Actuals

Non-Plan

(1)

(2)

Rs.

EXPENDITURE HEADS

(REVENUE ACCOUNT)

A. GENERAL SERVICES**(a) Organs of State****2011. Parliament/State/Union Territory Legislatures****02. State/Union Territory Legislatures**

101. Legislative Assembly	2,35,204
103. Legislative Secretariat	63,17,220
800. Other expenditure	1,31,93,568
104. Legislative Hostel	42,083
	4,33,000

Total : 2011

2,35,204
1,99,85,871

2012. President, Vice President/ Governor, Administrator of Union Territories**03. Governor/Administrator of Union Territories -**

090. Secretariat	28,06,445
101. Emoluments and allowances of the Governor/Administrator of Union Territories	(-)1,36,105
102. Discretionary Grants	87,003
103. Household Establishment	12,53,325
105. Medical Facilities	31,227
106. Entertainment Expenses	40,611
107. Expenditure from Contract Allowance	1,18,412
108. Tour Expenses	2,99,450
800. Other expenditure	1,47,617

Total : 2012

46,47,985

NO. 11

BY MINOR HEADS

charged expenditure)

for 1992-93

Plan (3) Rs.	Centrally Spon- sored Plan Schemes (including NEC, Central Plan and Sub-Plan Schemes) (4) Rs.	Total (5) Rs.
...	...	65,52,424
...	...	1,31,93,568
...	...	42,083
...	...	4,33,000
...	...	2,02,21,075
...	...	28,06,445
...	...	(-) 1,36,105 'A'
...	...	87,003
...	...	12,53,325
...	...	31,227
...	...	40,611
...	...	1,18,412
...	...	2,99,450
...	...	1,47,617
...	...	46,47,985

'A' Reimbursement of pay and allowances by other States being more than actual expenditure.

STATEMENT

DETAILED ACCOUNT OF EXPENDITURE

(Figures in italics represent

Heads

Actuals

Non-Plan

(1)

(2)

Rs.

A. GENERAL SERVICES - Contd.	
(a) Organs of State - Concl'd.	
2013. Council of Ministers	
101. Salary of Ministers and Deputy Ministers	13,59,675
104. Entertainment and Hospitality Expenses	8,860
105. Discretionary Grants by Ministers	5,17,000
108. Tour expenses	6,35,000
800. Other expenditure	35,46,575
Total : 2013	60,67,110
2014. Administration of Justice	
102. High Courts	22,99,891
103. Special Courts	1,33,258
105. Civil and Session Courts	91,59,650
114. Legal Advisers and Counsels	42,24,895
Total : 2014	22,99,891
	1,35,17,803
2015. Elections	
102. Electoral Officers	49,11,414
103. Preparation and Printing of Electoral rolls	13,43,235
104. Charges for conduct of elections for Lok Sabha and State/Union Territory Legislative Assemblies when held simultaneously	5,00,320
106. Charges for conduct of elections to State/Union Territory Legislature	2,71,205
Total : 2015	70,26,174
Total (a) Organs of State	71,83,080
	4,65,96,958

NO. 11

BY MINOR HEADS - Contd.

charged expenditure)

for 1992-93

Plan (3) Rs.	Centrally Spon- sored Plan Schemes (including NEC, Central Plan and Sub-Plan Schemes) (4) Rs.	Total (5) Rs.
...	...	13,59,675
...	...	8,860
...	...	5,17,000
...	...	6,35,000
...	...	35,46,575
...	...	60,67,110
...	...	22,99,891
...	...	1,33,258
...	...	91,59,650
...	...	42,24,895
...	...	1,58,17,694
...	...	49,11,414
...	...	13,43,235
...	...	5,00,320
...	...	2,71,205
...	...	70,26,174
...	...	5,37,80,038

STATEMENT

DETAILED ACCOUNT OF EXPENDITURE

(Figures in italics represent

Heads

Actuals

Non-Plan

(1)

(2)

Rs.

A. GENERAL SERVICES - Contd.**(b) Fiscal Services**(ii) Collection of Taxes on Property and
Capital Transactions**2029. Land Revenue**

001. Direction and Administration	94,12,641
101. Collection Charges	80,48,314
102. Survey and Settlement Operations	52,14,833
103. Land Records	52,29,782
104. Management of Government Estates	...

Total : 2029	<u>2,79,05,570</u>
--------------	--------------------

2030. Stamps and Registration*02. Stamps - Non-Judicial*

101. Cost of Stamps	500
---------------------	-----

Total : 02	<u>500</u>
------------	------------

03. Registration

001. Direction and Administration	13,53,143
-----------------------------------	-----------

Total : 03	<u>13,53,643</u>
------------	------------------

Total : 2030	<u>13,53,643</u>
--------------	------------------

Total : (ii) Collection of Taxes on Property and Capital Transactions	<u>2,92,59,213</u>
--	--------------------

NO. 11

BY MINOR HEADS - Contd.

charged expenditure)

for 1992-93

Plan	Centrally Spon- sored Plan Schemes (including NEC, Central Plan and Sub-Plan Schemes)	Total
(3)	(4)	(5)
Rs.	Rs.	Rs.
...	...	94,12,641
...	...	80,48,314
31,37,312	...	83,52,145
...	...	52,29,782
...	3,10,421	3,10,421
<u>31,37,312</u>	<u>3,10,421</u>	<u>3,13,53,303</u>
...	...	500
<u>...</u>	<u>...</u>	<u>500</u>
...	...	13,53,143
<u>...</u>	<u>...</u>	<u>13,53,643</u>
...	...	13,53,643
<u>31,37,312</u>	<u>3,10,421</u>	<u>3,27,06,946</u>

STATEMENT

DETAILED ACCOUNT OF EXPENDITURE

(Figures in italics represent

Heads

Actuals

Non-Plan

(1)

(2)

Rs.

A. GENERAL SERVICES - Contd.	
(b) Fiscal Services - Contd.	
(iii) Collection of Taxes on Commodities and Services	
2039. State Excise	
001. Direction and Administration	45,47,276
Total : 2039	<u>45,47,276</u>
2040. Sales Tax	
001. Direction and Administration	5,90,984
101. Collection Charges	51,42,705
Total : 2040	<u>57,33,689</u>
2041. Taxes on Vehicles	
001. Direction and Administration	13,85,712
101. Collection Charges	44,24,431
800. Other expenditure	...
Total : 2041	<u>58,10,143</u>
2045. Other Taxes and Duties on Commodities and Services	
101. Collection Charges Entertainment Tax	4,31,872
Total : 2045	<u>4,31,872</u>
Total : (iii) Collection of Taxes on Commodities and Services	<u>1,65,22,980</u>
(iv) Other Fiscal Services	
2047. Other Fiscal Services	
103. Promotion of Small Savings	7,53,530
Total : 2047	<u>7,53,530</u>
Total: (iv) Other Fiscal Services	<u>7,53,530</u>

NO. 11

BY MINOR HEADS - Contd.

charged expenditure)

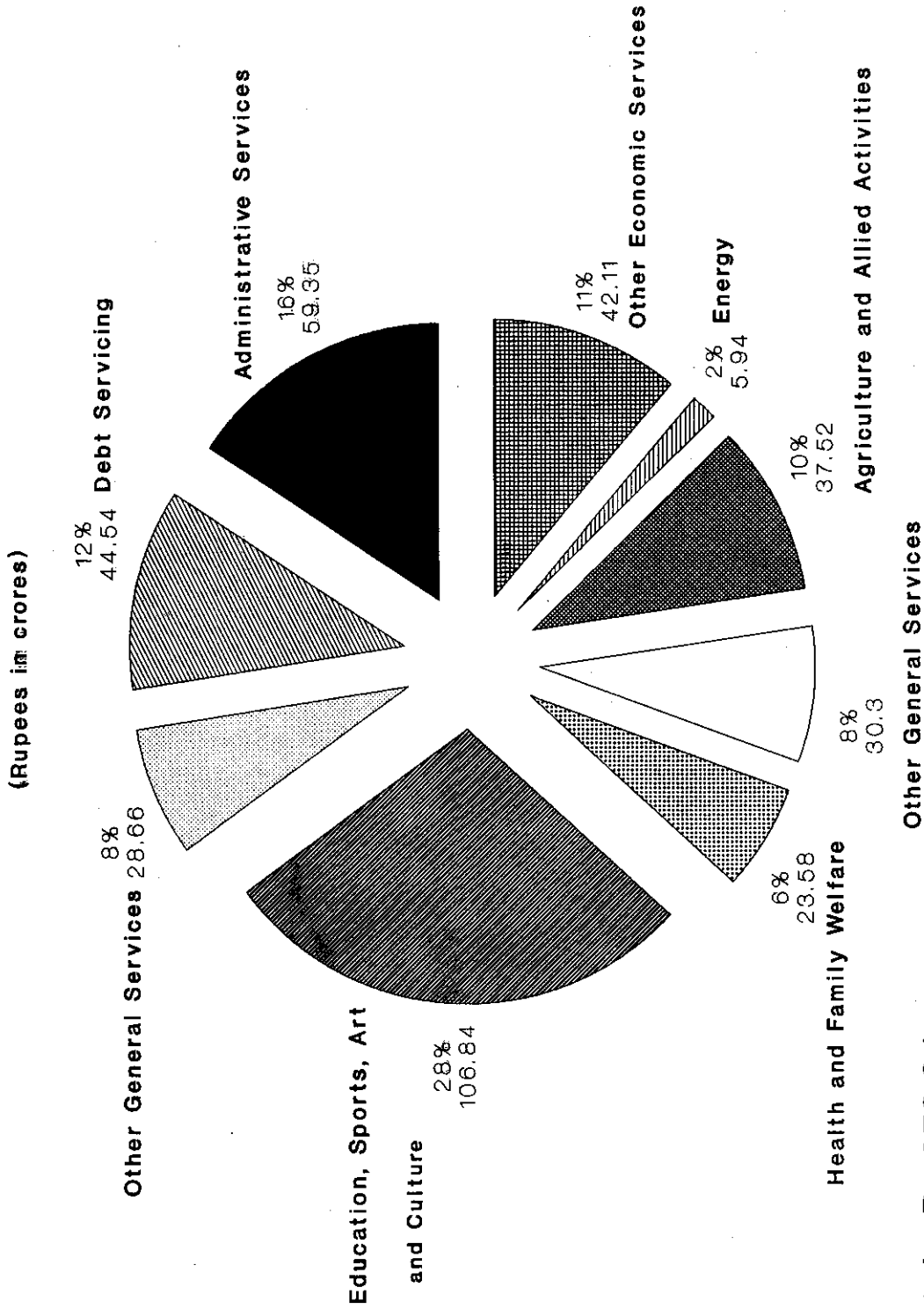
for 1992-93

Plan (3) Rs.	Centrally Spon- sored Plan Schemes (including NEC, Central Plan and Sub-Plan Schemes) (4) Rs.	Total (5) Rs.
...	...	45,47,276
...	...	45,47,276
...	...	5,90,984
...	...	51,42,705
...	...	57,33,689
...	...	13,85,712
...	...	44,24,431
9,90,339	...	9,90,339
9,90,339	...	68,00,482
...	...	4,31,872
...	...	4,31,872
9,90,339	...	1,75,13,319
...	...	7,53,530
...	...	7,53,530
...	...	7,53,530

STATEMENT
DETAILED ACCOUNT OF EXPENDITURE
(Figures in italics represent

<i>Heads</i>	<i>Actuals</i>
	<hr/>
	Non-Plan
(1)	(2)
	Rs.
A. GENERAL SERVICES - Contd.	
(b) Fiscal Services - Concl'd.	
Total : (b) Fiscal Services	4,65,35,723
	<hr/>
(c) Interest payments and servicing of Debt	
2049. Interest Payments	
01. <i>Interest on Internal Debt</i>	
101. Interest on Market Loans	8,01,72,782
200. Interest on Other Internal Debts	7,90,17,670
305. Management of Debt	6,23,722
	<hr/>
Total:01.	15,98,14,174
	<hr/>
03. <i>Interest on Small Savings, Provident Funds etc.</i>	
101. Interest on Savings Deposits	924
104. Interest on State Provident Funds	11,07,14,460
	<hr/>
Total : 03.	11,07,15,384
	<hr/>
04. <i>Interest on Loans and Advances from Central Government</i>	
101. Interest on Loans for State/ Union Territory Plan Schemes	2,28,80,095
102. Interest on Loans for Central Plan Schemes	4,34,828
103. Interest on Loans for Centrally Sponsored Plan Schemes	44,66,942
104. Interest on Loans for Non-Plan Schemes	6,94,23,754
105. Interest on Loans for Special Plan Schemes	30,66,345
106. Interest on Ways and Means Advances	89,76,983
107. Interest on Pre-1984-85 Loans	3,58,00,868
108. Interest on 84-89 Loans	2,97,76,849
	<hr/>
Total : 04.	17,48,26,664
	<hr/>
Total : 2049	44,53,56,222
	<hr/>
Total : (c) Interest Payments and Servicing of Debt	44,53,56,222
	<hr/>

SUB SECTORWISE REVENUE EXPENDITURE DURING 1992-93



Total :-Rs.378.84

NO. 11

BY MINOR HEADS - Contd.
charged expenditure)

for 1992-93

Plan (3) Rs.	Centrally Spon- sored Plan Schemes (including NEC, Central Plan and Sub-Plan Schemes) (4) Rs.	Total (5) Rs.
<u>41,27,651</u>	<u>3,10,421</u>	<u>5,09,73,795</u>
...	...	8,01,72,782
...	...	7,90,17,670
...	...	6,23,722
<u>...</u>	<u>...</u>	<u>15,98,14,174</u>
...	...	924
<u>...</u>	<u>...</u>	<u>11,07,14,460</u>
<u>...</u>	<u>...</u>	<u>11,07,15,384</u>
...	...	2,28,80,095
...	...	4,34,828
...	...	44,66,942
...	...	6,94,23,754
...	...	30,66,345
...	...	89,76,983
...	...	3,58,00,868
...	...	2,97,76,849
<u>...</u>	<u>...</u>	<u>17,48,26,664</u>
<u>...</u>	<u>...</u>	<u>44,53,56,222</u>
<u>...</u>	<u>...</u>	<u>44,53,56,222</u>

STATEMENT
DETAILED ACCOUNT OF EXPENDITURE
 (Figures in italics represent

<i>Heads</i>	<i>Actuals</i>
	Non-Plan
(1)	(2) Rs.
A. GENERAL SERVICES - Contd.	
(d) Administrative Services	
2051. Public Service Commission	
102. State Public Service Commission	31,84,857
Total : 2051	31,84,857
2052. Secretariat-General Services	
090. Secretariat	3,96,55,536
092. Other Offices	5,78,136
099. Board of Revenue	9,13,378
Total : 2052	4,11,47,050
2053. District Administration	
093. District Establishments	1,55,27,391
094. Other Establishments	1,96,04,676
Total : 2053	3,51,32,067
2054. Treasury and Accounts Administration	
095. Directorate of Accounts and Treasuries	2,00,516
097. Treasury Establishment	1,04,38,870
098. Local Fund Audit	19,03,616
Total : 2054	1,25,43,002
2055. Police	
001. Direction and Administration	5,95,15,915
003. Education and Training	67,32,242
101. Criminal Investigation and Vigilance	2,07,07,361
104. Special Police	19,63,75,599
109. District Police	11,73,41,251
114. Wireless and Computers	2,14,60,947
115. Modernisation of Police Force	31,58,909
116. Forensic Science	9,16,010
Total : 2055	42,62,08,234

NO. 11

BY MINOR HEADS - Contd.

charged expenditure)

for 1992-93

Plan (3) Rs.	Centrally Spon- sored Plan Schemes (including NEC, Central Plan and Sub-Plan Schemes) (4) Rs.	Total (5) Rs.
...	...	31,84,857
...	...	31,84,857
...	...	3,96,55,536
...	...	5,78,136
...	...	9,13,378
...	...	4,11,47,050
...	...	1,55,27,391
...	...	1,96,04,676
...	...	3,51,32,067
...	...	2,00,516
...	...	1,04,38,870
1,15,451	...	22,22,257
1,15,451	...	1,28,60,643
...	...	5,95,15,915
...	...	67,32,242
...	...	2,07,07,361
...	...	19,63,75,557
...	...	11,73,41,251
...	...	2,14,60,947
...	...	31,58,909
...	...	9,16,010
...	...	42,62,08,234

STATEMENT

DETAILED ACCOUNT OF EXPENDITURE

(Figures in italics represent

Heads

Actuals

Non-Plan

(1)

(2)

Rs.

A. GENERAL SERVICES - Contd.**(d) Administrative Services - Contd.****2056. Jails**

001. Direction and Administration	6,50,205
101. Jails	1,49,17,197
102. Jail Manufactures	...
800. Other expenditure	1,32,000

Total : 2056

1,56,99,402

2058. Stationery and Printing

101. Purchase and Supply of Stationery Stores	21,87,162
102. Printing, Storage and Distribution of Forms	...
103. Government Presses	56,53,209

Total : 2058

78,40,371

2059. Public Works

01. Office Buildings	
051. Construction	2,72,601
053. Maintenance and Repairs	34,95,703

Total : 01

37,68,304

60. Other Buildings	
053. Maintenance and Repairs	24,95,286

Total : 60

24,95,286

80. General	
001. Direction and Administration	(-) 1,79,10,574 'A'
052. Machinery and Equipment	26,42,334
103. Furnishings	1,94,888
105. Public Works Workshops	(-) 1,31,56,133 'A'

'A' Recoveries being more than actual expenditure

NO. 11

BY MINOR HEADS - Contd.

charged expenditure)

for 1992-93

Plan	Centrally Spon- sored Plan Schemes (including NEC, Central Plan and Sub-Plan Schemes)	Total
(3)	(4)	(5)
Rs.	Rs.	Rs.
...	...	6,50,205
...	...	1,49,17,197
9,57,201	...	9,57,201
...	...	1,32,000
<u>9,57,201</u>	<u>...</u>	<u>1,66,56,603</u>
...	...	21,87,162
5,01,000	...	5,01,000
18,31,223	...	74,84,432
<u>23,32,223</u>	<u>...</u>	<u>1,01,72,594</u>
...	...	2,72,601
...	...	34,95,703
<u>...</u>	<u>...</u>	<u>37,68,304</u>
...	...	24,95,286
<u>...</u>	<u>...</u>	<u>24,95,286</u>
1,83,80,000	...	4,69,426
...	...	26,42,334
...	...	1,94,888
...	...	(-) 1,31,56,133

STATEMENT
DETAILED ACCOUNT OF EXPENDITURE
(Figures in italics represent

<i>Heads</i>	<u>Actuals</u>
(1)	Non-Plan
	(2) Rs.
A. GENERAL SERVICES - Contd.	
(d) Administrative Services - Concl'd.	
2059. Public Works - Concl'd.	
799. Suspense	1,54,40,984
800. Other expenditure	31,45,131
	<i>5,000</i>
	<hr/>
Total:80	5,000
	(-) 96,43,370
	<hr/>
Total : 2059	5,000
	(-) 33,79,780
	<hr/>
2070. Other Administrative Services	
003. Training	10,20,699
104. Vigilance	22,95,563
107. Home Guards	1,55,44,535
108. Fire Protection and Control	73,91,984
115. Guest Houses, Government Hostels, etc.	57,19,198
	<hr/>
Total : 2070	3,19,71,979
	<hr/>
Total : (d) Administrative Services	31,89,857
	56,71,62,325
	<hr/>
(e) Pensions and Miscellaneous General Services	
2071. Pensions and other Retirement Benefits	
01. Civil	
101. Superannuation and Retirement Allowances	9,95,93,684
102. Commuted Value of Pensions	96,62,054
104. Gratuities	1,93,52,148
105. Family Pensions	5,05,83,881
111. Pensions to Legislators	10,68,783
	<hr/>
Total : 2071	18,02,60,550
	<hr/>

NO. 11

BY MINOR HEADS - Contd.

charged expenditure)

for 1992-93

Plan (3) Rs.	Centrally Spon- sored Plan Schemes (including NEC, Central Plan and Sub-Plan Schemes) (4) Rs.	Total (5) Rs.
...	...	1,54,40,984
...	...	31,50,131
<hr/>	<hr/>	<hr/>
1,83,80,000	...	87,41,630
<hr/>	<hr/>	<hr/>
1,83,80,000	...	1,50,05,220
<hr/>	<hr/>	<hr/>
11,57,139	...	21,77,838
...	...	22,95,563
...	...	1,55,44,535
...	...	73,91,984
...	...	57,19,198
<hr/>	<hr/>	<hr/>
11,57,139	...	3,31,29,118
<hr/>	<hr/>	<hr/>
2,31,44,204	...	59,34,96,386
<hr/>	<hr/>	<hr/>
...	...	9,95,93,684
...	...	96,62,054
...	...	1,93,52,148
...	...	5,05,83,881
...	...	10,68,783
<hr/>	<hr/>	<hr/>
...	...	18,02,60,550
<hr/>	<hr/>	<hr/>

STATEMENT

DETAILED ACCOUNT OF EXPENDITURE

(Figures in italics represent

Heads

Actuals

Non-Plan

(1)

(2)

Rs.

A. GENERAL SERVICES - Concl'd**(e) Pensions and Miscellaneous
General Services - Concl'd.****2075. Miscellaneous General Services**

103. State Lotteries	15,76,130
800. Other expenditure	50,000

Total : 2075	16,26,130
--------------	-----------

Total : (e)Pensions and Miscellaneous General Services	18,18,86,680
---	--------------

TOTAL : A. GENERAL SERVICES	45,57,29,159
	84,21,81,686

B. SOCIAL SERVICES**(a) Education, Sports, Art
and Culture****2202. General Education**

01. Elementary Education	
001. Direction and Administration	92,49,875
052. Equipment	...
053. Maintenance of Buildings	12,51,981
101. Government Primary Schools	31,67,38,241
102. Assistance to Non-Government Primary Schools	2,11,78,300
104. Inspection	67,32,720
105. Non Formal Education	...
106. Teachers and other Services	...
107. Teachers Training	...
108. Text Books	...
109. Scholarships and Incentives	...
110. Examination	...
800. Other expenditure	7,84,62,567

Total:01	43,36,13,684
----------	--------------

NO. 11

BY MINOR HEADS - Contd.

charged expenditure)

for 1992-93

Plan (3) Rs.	Centrally Spon- sored Plan Schemes (including NEC, Central Plan and Sub-Plan Schemes) (4) Rs.	Total (5) Rs.
...	...	15,76,130
...	...	50,000
...	...	16,26,130
...	...	18,18,86,680
<u>2,72,71,855</u>	<u>3,10,421</u>	<u>1,32,54,93,121</u>
3,42,550	...	95,92,425
2,63,525	23,94,287	26,57,812
...	...	12,51,981
2,78,86,893	...	34,46,25,134
1,63,63,435	...	3,75,41,735
...	...	67,32,720
24,36,838	42,99,366	67,36,204
2,02,425	...	2,02,425
26,81,091	...	26,81,091
1,42,230	...	1,42,230
25,375	...	25,375
50,600	...	50,600
4,15,205	...	7,88,77,772
<u>5,08,10,167</u>	<u>66,93,653</u>	<u>49,11,17,504</u>

STATEMENT
DETAILED ACCOUNT OF EXPENDITURE
(Figures in italics represent

<i>Heads</i>	<i>Actuals</i>
	Non-Plan
(1)	(2) Rs.
B. SOCIAL SERVICES - Contd.	
(a) Education, Sports, Art and Culture -Contd.	
2202. General Education - Contd.	
02. Secondary Education	
001. Direction and Administration	1,42,680
004. Research and Training	...
052. Equipments	...
053. Maintenance of Buildings	23,24,599
101. Inspection	12,55,135
104. Teachers and other Services	...
105. Teachers Training	10,67,935
106. Text Books	...
107. Scholarships	15,98,837
108. Examinations	...
109. Government Secondary Schools	26,53,50,640
110. Assistance to Non-Government Secondary Schools	1,11,16,372
191. Assistance to Local Bodies for Secondary Education	2,00,000
800. Other expenditure	...
	28,30,56,198
03. University and Higher Education	
001. Direction and Administration	
	26,59,832
102. Assistance to Universities	1,28,00,000
103. Government Colleges and Institutes	11,05,48,200
104. Assistance to Non-Government Colleges and Institutes	60,97,698
105. Faculty Development Programme	12,39,081
106. Text Book Development	...
107. Scholarships	6,20,800
112. Institutes of higher learning	...
800. Other expenditure	10,09,919
	13,49,75,530

NO. 11

BY MINOR HEADS - Contd.

charged expenditure)

for 1992-93

Plan	Centrally Spon- sored Plan Schemes (including NEC, Central Plan and Sub-Plan Schemes)	Total
(3) Rs.	(4) Rs.	(5) Rs.
1,00,800	...	2,43,480
83,064	...	83,064
1,01,600	...	1,01,600
5,25,800	...	28,50,399
1,00,625	17,19,597	30,75,357
25,375	8,90,128	9,15,503
...	...	10,67,935
2,80,045	...	2,80,045
...	...	15,98,837
5,275	...	5,275
2,59,04,600	...	29,12,55,240
72,832	...	1,11,89,204
...	...	2,00,000
8,55,349	49,47,597	58,02,946
<u>2,80,55,365</u>	<u>75,57,322</u>	<u>31,86,68,885</u>
4,30,389	...	30,90,221
1,32,37,000	...	2,60,37,000
1,25,15,870	...	12,30,64,070
...	...	60,97,698
...	...	12,39,081
4,50,335	...	4,50,335
...	...	6,20,800
1,73,242	...	1,73,242
8,41,260	...	18,51,179
<u>2,76,48,096</u>	...	<u>16,26,23,626</u>

STATEMENT

DETAILED ACCOUNT OF EXPENDITURE

(Figures in italics represent

Heads

Actuals

Non-Plan

(1)

(2)

Rs.

B. SOCIAL SERVICES - Contd.**(a) Education, Sports, Art and Culture - Contd.****2202. General Education - Concl'd.**04. *Adult Education*

001. Direction and Administration

26,37,232

103. Rural Functional Literacy Programmes

...

Total : 04

26,37,232

05. *Language Development*

001. Direction and Administration

2,64,325

102. Promotion of Modern Indian Languages and Literature

3,84,525

103. Sanskrit Education

3,89,590

200. Other Languages Education

...

Total : 05

10,38,440

80. *General*

001. Direction and Administration

1,01,27,830

003. Training

44,22,726

004. Research

14,04,031

107. Scholarships

2,235

800. Other expenditure

...

Total : 80

1,59,56,822

Total : 2202

87,12,77,906

2203. Technical Education

001. Direction and Administration

11,732

105. Polytechnics

29,76,593

Total : 2203

29,88,325

NO. 11

BY MINOR HEADS - Contd.

charged expenditure)

for 1992-93

Plan (3) Rs.	Centrally Spon- sored Plan Schemes (including NEC, Central Plan and Sub-Plan Schemes) (4) Rs.	Total (5) Rs.
62,55,196	...	88,92,428
...	26,96,352	26,96,352
<u>62,55,196</u>	<u>26,96,352</u>	<u>1,15,88,780</u>
4,550	...	2,68,875
2,99,882	1,01,70,071	1,08,54,478
...	...	3,89,590
43,941	...	43,941
<u>3,48,373</u>	<u>1,01,70,071</u>	<u>1,15,56,884</u>
1,55,875	53,47,967	1,56,31,672
20,375	...	44,43,101
10,290	...	14,14,321
...	...	2,235
7,14,680	...	7,14,680
<u>9,01,220</u>	<u>53,47,967</u>	<u>2,22,06,009</u>
<u>11,40,18,417</u>	<u>3,24,65,365</u>	<u>1,01,77,61,688</u>
7,28,242	...	7,39,974
26,63,922	...	56,40,515
<u>33,92,164</u>	<u>...</u>	<u>63,80,489</u>

STATEMENT

DETAILED ACCOUNT OF EXPENDITURE

(Figures in italics represent

Heads

Actuals

Non-Plan

(1)

(2)

Rs.

B. SOCIAL SERVICES-Contd.**(a) Education, Sports, Art and Culture - Concl'd.****2204. Sports and Youth Services**

001. Direction and Administration

14,26,420

101. Physical Education

1,97,580

102. Youth Welfare Programmes
for Students

36,36,300

103. Youth Welfare Programmes
for non-students

...

104. Sports and Games

9,50,000

Total : 2204

62,10,300

2205. Art and Culture

001. Direction and Administration

6,000

101. Fine Art Education

8,65,202

102. Promotion of Art and Culture

15,71,000

103. Archaeology

3,58,248

104. Archives

2,13,535

105. Public Libraries

12,82,320

107. Museums

5,74,225

800. Other expenditure

...

Total : 2205

48,70,530

Total : (a) Education,
Sports, Art and Culture

88,53,47,061

(b) Health and Family Welfare**2210. Medical and Public Health**01. Urban Health Services -
Allopathy -

001. Direction and Administration

92,58,669

104. Medical Stores Depots

3,75,824

109. School Health Scheme

6,79,413

110. Hospital and Dispensaries

1,39,25,792

Total : 01

2,42,39,698

NO. 11

BY MINOR HEADS - Contd.

charged expenditure)

for 1992-93

Plan (3) Rs.	Centrally Spon- sored Plan Schemes (including NEC, Central Plan and Sub-Plan Schemes) (4) Rs.	Total (5) Rs.
41,91,471	...	56,17,891
1,45,15,319	...	1,47,12,899
4,08,078	4,50,919	44,95,297
17,60,130	...	17,60,130
41,30,307	...	50,80,307
<u>2,50,05,305</u>	<u>4,50,919</u>	<u>3,16,66,524</u>
6,83,000	...	6,89,000
3,44,000	...	12,09,202
11,90,017	...	27,61,017
3,76,000	54,965	7,89,213
6,56,100	...	8,69,635
9,61,469	...	22,43,789
5,05,000	...	10,79,225
29,72,017	...	29,72,017
<u>76,87,603</u>	<u>54,965</u>	<u>1,26,13,098</u>
<u>15,01,03,489</u>	<u>3,29,71,249</u>	<u>1,06,84,21,799</u>
11,29,621	...	1,03,88,290
...	...	3,75,824
...	...	6,79,413
1,77,68,135	...	3,16,93,927
<u>1,88,97,756</u>	<u>...</u>	<u>4,31,37,454</u>

STATEMENT

DETAILED ACCOUNT OF EXPENDITURE

(Figures in italics represent

Heads

Actuals

Non-Plan

(1)

(2)

Rs.

B. SOCIAL SERVICES - Contd.	
(b) Health and Family Welfare - Contd.	
2210. Medical and Public Health - Contd.	
02. <i>Urban Health Services -</i>	
<i>Other systems of medicine</i>	
102. Homeopathy	3,84,986
Total : 02	<u>3,84,986</u>
03. <i>Rural Health Services -</i>	
<i>Allopathy</i>	
101. Health Sub-centres	2,13,27,624
103. Primary Health Centres	2,27,53,263
104. Community Health Centres	66,61,883
110. Hospitals and Dispensaries	1,70,84,912
Total : 03	<u>6,78,27,682</u>
04. <i>Rural Health Services -Other</i>	
<i>Systems of medicine</i>	
102. Homeopathy	4,03,397
200. Other Systems	...
Total : 04	<u>4,03,397</u>
05. <i>Medical Education, Training</i>	
<i>and Research</i>	
105. Allopathy	1,14,65,108
200. Other Systems	60,000
Total : 05	<u>1,15,25,108</u>

NO. 11

BY MINOR HEADS - Contd.

charged expenditure)

for 1992-93

Plan (3) Rs.	Centrally Spon- sored Plan Schemes (including NEC, Central Plan and Sub-Plan Schemes) (4) Rs.	Total (5) Rs.
...	...	3,84,986
...	...	3,84,986
...	...	2,13,27,624
47,14,458	...	2,74,67,721
38,67,553	...	1,05,29,436
16,16,032	...	1,87,00,944
1,01,98,043	...	7,80,25,725
3,76,301	...	7,79,698
2,02,122	...	2,02,122
5,78,423	...	9,81,820
...	...	1,14,65,108
...	...	60,000
...	...	1,15,25,108

STATEMENT

DETAILED ACCOUNT OF EXPENDITURE

(Figures in italics represent

Heads

Actuals

Non-Plan

(1)

(2)

Rs.

B. SOCIAL SERVICES - Contd.	
<i>(b) Health and Family Welfare - Concl'd.</i>	
2210. Medical and Public Health - Concl'd.	
06. Public Health	
101. Prevention and Control of diseases	2,41,42,979
102. Prevention of Food Adulteration	...
104. Drug Control	...
107. Public Health Laboratories	...
112. Public Health Education	10,93,578
800. Other expenditure	13,66,197
Total : 06	<u>2,66,02,754</u>
80. General	
004. Health Statistics and Evaluation	34,12,830
800. Other expenditure	36,07,436
Total : 80	<u>70,20,266</u>
Total : 2210	<u>13,80,03,891</u>
2211. Family Welfare	
001. Direction and Administration	...
003. Training	...
101. Rural Family Welfare Services	...
102. Urban Family Welfare Services	...
103. Maternity and Child Health	...
104. Transport	...
105. Compensation	...
106. Mass Education	...
200. Other Services and Supplies	...
800. Other expenditure	...
Total : 2211	<u>...</u>
Total : <i>(b) Health and Family Welfare</i>	<u>13,80,03,891</u>

NO. 11

BY MINOR HEADS - Contd.

charged expenditure)

for 1992-93

Plan (3) Rs.	Centrally Spon- sored Plan Schemes (including NEC, Central Plan and Sub-Plan Schemes) (4) Rs.	Total (5) Rs.
53,77,475	1,06,83,632	4,02,04,086
28,813	...	28,813
1,49,010	...	1,49,010
1,00,708	...	1,00,708
25,471	...	11,19,049
1,10,650	...	14,76,847
<u>57,92,127</u>	<u>1,06,83,632</u>	<u>4,30,78,513</u>
1,17,362	...	35,30,192
...	...	36,07,436
<u>1,17,362</u>	<u>...</u>	<u>71,37,628</u>
<u>3,55,83,711</u>	<u>1,06,83,632</u>	<u>18,42,71,234</u>
...	1,10,10,630	1,10,10,630
...	45,48,055	45,48,055
...	2,32,12,335	2,32,12,335
...	3,84,046	3,84,046
...	54,51,230	54,51,230
...	10,56,206	10,56,206
...	12,34,995	12,34,995
...	18,15,116	18,15,116
...	22,70,012	22,70,012
...	5,37,500	5,37,500
<u>...</u>	<u>5,15,20,125</u>	<u>5,15,20,125</u>
<u>3,55,83,711</u>	<u>6,22,03,757</u>	<u>23,57,91,359</u>

STATEMENT
DETAILED ACCOUNT OF EXPENDITURE

(Figures in italics represent

Heads

Actuals

Non-Plan

(1)	(2) Rs.
B. SOCIAL SERVICES - Contd.	
(c) Water Supply, Sanitation, Housing and Urban Development	
2215. Water Supply and Sanitation	
01. <i>Water Supply</i>	
001. Direction and Administration	(-) 88,65,496 'A'
101. Urban Water Supply Programmes	77,23,191
102. Rural Water Supply Programmes	29,05,095
799. Suspense	(-) 24,56,938 'A'
Total : 01	<u>(-) 6,94,148</u>
02. <i>Sewerage and Sanitation</i>	
107. Sewerage Services	45,935
Total : 02	<u>45,935</u>
Total : 2215	<u>(-) 6,48,213</u>
2216. Housing	
01. <i>Government Residential Buildings</i>	
106. General Pool accommodation	54,96,363
107. Police Housing	2,00,000
Total : 01	<u>56,96,363</u>
80. <i>General</i>	
001. Direction and Administration	6,13,044
800. Other expenditure	1,87,813
Total : 80	<u>3,23,235</u>
Total : 2216	<u>6,13,044</u> <u>5,11,048</u>
	<u>6,13,044</u> <u>62,07,411</u>

'A' Recoveries being more than actual expenditure

NO. 11

BY MINOR HEADS - Contd.

charged expenditure)

for 1992-93

Plan (3) Rs.	Centrally Spon- sored Plan Schemes (including NEC, Central Plan and Sub-Plan Schemes) (4) Rs.	Total (5) Rs.
95,93,000	...	7,27,504
46,23,000	...	1,23,46,191
1,46,50,000	22,48,202	1,98,03,297
...	...	(-) 24,56,938
<u>2,88,66,000</u>	<u>22,48,202</u>	<u>3,04,20,054</u>
15,28,000	...	15,73,935
<u>15,28,000</u>	...	<u>15,73,935</u>
<u>3,03,94,000</u>	<u>22,48,202</u>	<u>3,19,93,989</u>
...	...	54,96,363
...	...	2,00,000
<u>...</u>	<u>...</u>	<u>56,96,363</u>
78,00,000	...	86,00,857
...	...	3,23,235
<u>78,00,000</u>	<u>...</u>	<u>89,24,092</u>
<u>78,00,000</u>	<u>...</u>	<u>1,46,20,455</u>

STATEMENT

DETAILED ACCOUNT OF EXPENDITURE

(Figures in italics represent

Heads

Actuals

Non-Plan

(1)

(2)

Rs.

B. SOCIAL SERVICES - Contd.**(c) Water Supply, Sanitation,
Housing and Urban
Development - Concl'd.****2217. Urban Development**

- 01. State Capital Development
- 191. Assistance to Local Bodies,
Corporations, Urban Development
Authorities, Town Improvement
Boards, etc.

18,71,141

Total : 01

18,71,141

80. General

800. Other expenditure

72,93,330

Total : 80

72,93,330

Total : 2217

91,64,471

Total : (c) Water Supply,
Sanitation, Housing and
Urban Development

6,13,044
1,47,23,669

(d) Information and Broadcasting**2220. Information and Publicity**

60. Others

- 001. Direction and Administration
- 101. Advertising and
Visual Publicity
- 102. Information Centres
- 103. Press Information Services
- 106. Field Publicity
- 107. Song and Drama Services

22,26,339

4,14,765

4,12,212

3,10,228

3,67,105

NO. 11

BY MINOR HEADS - Contd.

charged expenditure)

for 1992-93

Plan (3) Rs.	Centrally Spon- sored Plan Schemes (including NEC, Central Plan and Sub-Plan Schemes) (4) Rs.	Total (5) Rs.
3,04,530	...	21,75,671
<u>3,04,530</u>	<u>...</u>	<u>21,75,671</u>
1,29,76,803	...	2,02,70,133
<u>1,29,76,803</u>	<u>...</u>	<u>2,02,70,133</u>
1,32,81,333	...	2,24,45,804
<u>5,14,75,333</u>	<u>22,48,202</u>	<u>6,90,60,248</u>
3,75,086	...	26,01,425
1,93,582	...	6,08,347
8,70,558	...	12,82,770
2,99,653	...	2,99,653
8,36,465	...	11,46,693
6,18,110	...	9,85,215

STATEMENT

DETAILED ACCOUNT OF EXPENDITURE

(Figures in italics represent

Heads

Actuals

Non-Plan

(1)

(2)

Rs.

B. SOCIAL SERVICES - Contd.	
<i>(d) Information and Broadcasting - Concl'd.</i>	
2220. Information and Publicity - Concl'd.	
60. <i>Others - Concl'd.</i>	
109. Photo Services	4,11,766
110. Publications	5,35,028
	<hr/>
Total : 60	46,77,443
	<hr/>
Total : 2220	46,77,443
	<hr/>
Total : <i>(d) Information and Broadcasting</i>	46,77,443
	<hr/>
<i>(e) Welfare of Scheduled Castes, Scheduled Tribes and Other Backward Classes</i>	
2225. Welfare of Scheduled Castes, Scheduled Tribes and Other Backward Classes	
01. <i>Welfare of Scheduled Castes</i>	
102. Economic Development	...
277. Education	4,84,880
282. Health	...
283. Housing	...
	<hr/>
Total : 01	4,84,880
	<hr/>
02. <i>Welfare of Scheduled Tribes</i>	
001. Direction and Administration	...
102. Economic Development	2,07,960
277. Education	45,95,483
282. Health	...
794. Special Central Assistance for Tribal Sub-Plan	...
800. Other expenditure	...
	<hr/>
Total : 02	48,03,443
	<hr/>

NO. 11

BY MINOR HEADS - Contd.

charged expenditure)

for 1992-93

Plan (3) Rs.	Centrally Spon- sored Plan Schemes (including NEC, Central Plan and Sub-Plan Schemes) (4) Rs.	Total (5) Rs.
78,828	...	4,90,594
7,01,629	...	12,36,657
<u>39,73,911</u>	<u>...</u>	<u>86,51,354</u>
39,73,911	...	86,51,354
<u>39,73,911</u>	<u>...</u>	<u>86,51,354</u>
5,04,346	...	5,04,346
3,63,902	7,63,054	16,11,836
50,500	...	50,500
1,54,212	...	1,54,212
<u>10,72,960</u>	<u>7,63,054</u>	<u>23,20,894</u>
96,66,760	...	96,66,760
61,74,740	...	63,82,700
42,83,179	...	88,78,662
16,93,116	...	16,93,116
...	4,60,00,545	4,60,00,545
1,51,37,372	49,04,426	2,00,41,798
<u>3,69,55,167</u>	<u>5,09,04,971</u>	<u>9,26,63,581</u>

STATEMENT

DETAILED ACCOUNT OF EXPENDITURE

(Figures in italics represent

Heads

Actuals

Non-Plan

(1)

(2)

Rs.

B. SOCIAL SERVICES - Contd.	
(e) Welfare of Scheduled Castes, Scheduled Tribes and Other Backward Classes- Concl'd.	
2225. Welfare of Scheduled Castes, Scheduled Tribes and Other Backward Classes- Concl'd.	
03. <i>Welfare of Backward Classes</i>	
001. Direction and Administration	1,01,421
800. Other expenditure	...
Total : 03	<u>1,01,421</u>
80. <i>General</i>	
800. Other expenditure	1,08,40,626
Total : 80	<u>1,08,40,626</u>
Total : 2225	<u>1,62,30,370</u>
Total : (e) <i>Welfare of Scheduled Castes, Scheduled Tribes and Other Backward Classes</i>	<u>1,62,30,370</u>
(f) Labour and Labour Welfare	
2230. Labour and Employment	
01. <i>Labour</i>	
101. Industrial Relations	8,62,009
Total : 01	<u>8,62,009</u>
02. <i>Employment Service</i>	
001. Direction and Administration	10,17,460
004. Research, Survey and Statistics	89,309
101. Employment Services	21,30,340
800. Other expenditure	...
Total : 02	<u>32,37,109</u>

NO. 11

BY MINOR HEADS - Contd.

charged expenditure)

for 1992-93

Plan (3) Rs.	Centrally Spon- sored Plan Schemes (including NEC, Central Plan and Sub-Plan Schemes) (4) Rs.	Total (5) Rs.
...	...	1,01,421
...	7,40,238	7,40,238
...	7,40,238	8,41,659
...	...	1,08,40,626
...	...	1,08,40,626
3,80,28,127	5,24,08,263	10,66,66,760
3,80,28,127	5,24,08,263	10,66,66,760
8,59,281	...	17,21,290
8,59,281	...	17,21,290
11,63,230	...	21,80,690
...	...	89,309
...	...	21,30,340
25,995	3,30,095	3,56,090
11,89,225	3,30,095	47,56,429

STATEMENT

DETAILED ACCOUNT OF EXPENDITURE

(Figures in italics represent

Heads

Actuals

Non-Plan

(1)

(2)

Rs.

B. SOCIAL SERVICES - Contd.	
<i>(f) Labour and Labour Welfare - Concl'd.</i>	
2230. Labour and Employment - Concl'd.	
03. Training	
003. Training of Craftsmen and Supervisors	23,23,664
052. Machinery and Equipment	19,067
101. Industrial Training Institutes	..
102. Apprenticeship Training	1,49,672
	<hr/>
Total : 03	24,92,403
	<hr/>
Total : 2230	65,91,521
	<hr/>
Total : <i>(f) Labour and Labour Welfare</i>	65,91,521
	<hr/>
<i>(g) Social Welfare and Nutrition</i>	
2230. Social Security and Welfare	
01. Rehabilitation	
001. Direction and Administration	3,61,814
200. Other Relief Measures	37,80,000
202. Other Rehabilitation Schemes	5,99,983
800. Other expenditure	3,46,687
	<hr/>
Total : 01	50,88,484
	<hr/>
02. Social Welfare	
001. Direction and Administration	14,79,168
101. Welfare of handicapped	9,35,189
102. Child Welfare	23,68,340
103. Women's Welfare	56,42,649
104. Welfare of aged, infirm and destitute	39,54,635
105. Prohibition	1,36,42,106
106. Correctional Services	10,000
107. Assistance to Voluntary Organisations	3,76,000
800. Other expenditure	4,49,113
	<hr/>
Total : 02	2,88,57,200
	<hr/>

NO. 11

BY MINOR HEADS - Contd.

charged expenditure)

for 1992-93

Plan (3) Rs.	Centrally Spon- sored Plan Schemes (including NEC, Central Plan and Sub-Plan Schemes) (4) Rs.	Total (5) Rs.
...	...	23,23,664
...	...	19,067
40,41,767	...	40,41,767
53,973	...	2,03,645
<u>40,95,740</u>	...	<u>65,88,143</u>
<u>61,44,246</u>	<u>3,30,095</u>	<u>1,30,65,862</u>
<u>61,44,246</u>	<u>3,30,095</u>	<u>1,30,65,862</u>
...	...	3,61,814
...	...	37,80,000
...	...	5,99,983
...	...	3,46,687
<u>...</u>	...	<u>50,88,484</u>
28,66,017	...	43,45,185
9,07,683	...	18,42,872
2,80,930	3,10,79,115	3,37,28,385
4,19,675	...	60,62,324
44,718	...	39,99,353
67,000	...	1,37,09,106
2,57,877	...	2,67,877
1,00,000	...	4,76,000
...	...	4,49,113
<u>49,43,900</u>	<u>3,10,79,115</u>	<u>6,48,80,215</u>

STATEMENT

DETAILED ACCOUNT OF EXPENDITURE

(Figures in italics represent

Heads

Actuals

Non-Plan

(1)

(2)

Rs.

B. SOCIAL SERVICES - Contd.**(g) Social Welfare and Nutrition - Contd.****2235. Social Security and Welfare - Concl'd.**60. *Other Social Security and Welfare programmes*

102. Pensions under Social Security Schemes

6,39,357

105. Government Employees Insurance Scheme

2,000

200. Other Programmes

8,16,613

800. Other expenditure

2,60,376

Total : 60

2,60,376
14,57,970

Total : 2235

2,60,376
3,54,03,654**2236. Nutrition**02. *Distribution of Nutritious food and beverages*

101. Special Nutrition programmes

1,95,654

Total : 2236

1,95,654

NO. 11

BY MINOR HEADS - Contd.

charged expenditure)

for 1992-93

Plan	Centrally Spon- sored Plan Schemes (including NEC, Central Plan and Sub-Plan Schemes)	Total
(3)	(4)	(5)
Rs.	Rs.	Rs.
...	...	6,39,357
...	...	2,000
...	...	8,16,613
1,01,675	...	3,62,051
<hr/>	<hr/>	<hr/>
1,01,675	...	18,20,021
<hr/>	<hr/>	<hr/>
50,45,575	3,10,79,115	7,17,88,720
<hr/>	<hr/>	<hr/>
1,10,32,951	...	1,12,28,605
<hr/>	<hr/>	<hr/>
1,10,32,951	...	1,12,28,605
<hr/>	<hr/>	<hr/>

STATEMENT

DETAILED ACCOUNT OF EXPENDITURE

(Figures in italics represent

Heads

Actuals

Non-Plan

(1)

(2)

Rs.

B. SOCIAL SERVICES - Concl'd.	
<i>(g) Social Welfare and Nutrition - Concl'd.</i>	
2245. Relief on Account of Natural Calamities	
05. Calamity Relief Fund	
101. Transfers to/from Reserve Funds and Deposit Accounts - Calamity Relief Fund	1,00,00,000
Total : 2245	<u>1,00,00,000</u>
Total : <i>(g) Social Welfare and Nutrition</i>	2,60,376 <u>4,55,99,308</u>
<i>(h) Others</i>	
2250. Other Social Services	
101. Donations for Charitable purposes	38,58,362
Total : 2250	<u>38,58,362</u>
2251. Secretariat - Social Services	
090. Secretariat	86,74,953
Total : 2251	<u>86,74,953</u>
Total : <i>(h) Others</i>	<u>1,25,33,315</u>
TOTAL : B. SOCIAL SERVICES	8,73,420 <u>1,12,37,06,578</u>

NO. 11

BY MINOR HEADS - Contd.

charged expenditure)

for 1992-93

Plan (3) Rs.	Centrally Spon- sored Plan Schemes (including NEC, Central Plan and Sub-Plan Schemes) (4) Rs.	Total (5) Rs.
...	...	1,00,00,000
...	...	1,00,00,000
1,60,78,526	3,10,79,115	9,30,17,325
...	...	38,58,362
...	...	38,58,362
...	...	86,74,953
...	...	86,74,953
...	...	1,25,33,315
30,13,87,343	18,12,40,681	1,60,72,08,022

STATEMENT

DETAILED ACCOUNT OF EXPENDITURE

(Figures in italics represent

Heads

Actuals

Non-Plan

(1)

(2)

Rs.

C. ECONOMIC SERVICES**(a) Agriculture and Allied Activities****2401. Crop Husbandry**

001. Direction and Administration	1,36,45,875
102. Foodgrain crops	4,03,000
103. Seeds	13,48,927
104. Agricultural Farms	3,00,674
105. Manures and Fertilizers	5,52,484
107. Plant Protection	6,82,844
108. Commercial Crops	9,31,779
109. Extension and Farmers' Training	28,82,906
111. Agricultural Economic and Statistics	...
113. Agricultural Engineering	22,34,693
119. Horticulture and Vegetable Crops	28,15,477
800. Other expenditure	...

Total : 2401

2,57,98,659**2402. Soil and Water Conservation**

001. Direction and Administration	12,373
101. Soil Survey and Testing	3,53,000
102. Soil Conservation	51,66,094
103. Land reclamation and Development	...

Total : 2402

55,31,467**2403. Animal Husbandry**

001. Direction and Administration	1,49,38,075
101. Veterinary Services and Animal Health	3,54,05,931
102. Cattle and Buffalo Development	1,22,24,289
103. Poultry Development	23,42,232
104. Sheep and Wool Development	...
105. Piggery Development	...
107. Fodder and Feed Development	8,40,388
109. Extension and Training	2,69,498

NO. 11

BY MINOR HEADS - Contd.

charged expenditure)

for 1992-93

Plan	Centrally Spon- sored Plan Schemes (including NEC, Central Plan and Sub-Plan Schemes)	Total
(3)	(4)	(5)
Rs.	Rs.	Rs.
2,98,58,857	...	4,35,04,732
32,09,825	63,10,750	99,23,575
36,99,225	...	50,48,152
49,58,181	...	52,58,855
58,99,937	...	64,52,421
15,21,533	...	22,04,377
16,53,850	...	25,85,629
42,22,200	20,00,000	91,05,106
4,75,101	...	4,75,101
...	...	22,34,693
36,58,953	...	64,74,430
36,34,171	6,46,801	42,80,972
<u>6,27,91,833</u>	<u>89,57,551</u>	<u>9,75,48,043</u>
1,31,09,333	...	1,31,21,706
26,76,911	...	30,29,911
88,95,499	...	1,40,61,593
3,84,820	...	3,84,820
<u>2,50,66,563</u>	<u>...</u>	<u>3,05,98,030</u>
3,14,788	...	1,52,52,863
24,65,769	2,94,730	3,81,66,430
23,90,603	24,081	1,46,38,973
22,82,307	...	46,24,539
82,349	...	82,349
2,20,240	...	2,20,240
12,29,131	...	20,69,519
1,11,881	...	3,81,379

STATEMENT

DETAILED ACCOUNT OF EXPENDITURE

(Figures in italics represent

Heads

Actuals

Non-Plan

(1)	(2)
	Rs.
C. ECONOMIC SERVICES - Contd.	
(a) Agriculture and Allied Activities - Contd	
2403. Animal Husbandry - Concl'd.	
113. Administrative Investigation and Statistics	...
195. Assistance to Animal Husbandry Co-operatives	...
Total : 2403	<u>6,60,20,413</u>
2404. Dairy Development	
001. Direction and Administration	9,42,756
102. Dairy Development Projects	3,53,856
109. Extension and Training	1,06,147
Total : 2404	<u>14,02,759</u>
2405. Fisheries	
001. Direction and Administration	1,24,50,000
101. Inland Fisheries	20,26,711
105. Processing, Preservation and Marketing	...
109. Extension and Training	4,25,000
110. Mechanisation and Improvement of Fish Crafts	...
120. Fisheries Co-operatives	...
800. Other expenditure	...
Total : 2405	<u>1,49,01,711</u>

NO. 11

BY MINOR HEADS - Contd.

charged expenditure)

for 1992-93

Plan (3) Rs.	Centrally Spon- sored Plan Schemes (including NEC, Central Plan and Sub-Plan Schemes) (4) Rs.	Total (5) Rs.
10,79,813	...	10,79,813
1,15,000	...	1,15,000
<u>1,02,91,881</u>	<u>3,18,811</u>	<u>7,66,31,105</u>
...	...	9,42,756
18,47,860	...	22,01,716
...	...	1,06,147
<u>18,47,860</u>	<u>...</u>	<u>32,50,619</u>
1,35,45,517	...	2,59,95,517
8,34,000	...	28,60,711
66,000	...	66,000
1,31,000	...	5,56,000
26,000	...	26,000
44,000	...	44,000
17,01,000	18,69,000	35,70,000
<u>1,63,47,517</u>	<u>18,69,000</u>	<u>3,31,18,228</u>

STATEMENT

DETAILED ACCOUNT OF EXPENDITURE

(Figures in italics represent

Heads

Actuals

Non-Plan

(1)

(2)

Rs.

C. ECONOMIC SERVICES - Contd.**(a) Agriculture and Allied Activities - Contd****2406. Forestry and Wild Life***01. Forestry*

001. Direction and Administration 66,17,054

005. Survey and Utilisation of
Forests Resources ...

013. Statistics ...

070. Communications and Buildings ...

101. Forests Conservation
Development and Regeneration ...

102. Social and Farm Forestry ...

105. Forest Produce ...

109. Extension and Training ...

800. Other expenditure ...

Total : 01 66,17,054

*02. Environmental Forestry and
Wild Life*

110. Wild Life Preservation ...

111. Zoological Park ...

Total : 02 ...

Total : 2406 66,17,054

2407. Plantations*03. Rubber*

800. Other expenditure ...

Total : 2407 ...

NO. 11

BY MINOR HEADS - Contd.

charged expenditure)

for 1992-93

Plan (3) Rs.	Centrally Spon- sored Plan Schemes (including NEC, Central Plan and Sub-Plan Schemes) (4) Rs.	Total (5) Rs.
2,68,33,387	...	3,34,50,441
13,95,289	...	13,95,289
68,221	...	68,221
11,44,521	...	11,44,521
5,16,263	...	5,16,263
1,56,82,464	71,40,759	2,28,23,223
5,33,714	31,30,616	36,64,330
7,71,272	...	7,71,272
...	49,64,750	49,64,750
<u>4,69,45,131</u>	<u>1,52,36,125</u>	<u>6,87,98,310</u>
12,77,154	37,49,871	50,27,025
14,15,731	...	14,15,731
<u>26,92,885</u>	<u>37,49,871</u>	<u>64,42,756</u>
<u>4,96,38,016</u>	<u>1,89,85,996</u>	<u>7,52,41,066</u>
9,97,515	...	9,97,515
<u>9,97,515</u>	...	<u>9,97,515</u>

STATEMENT

DETAILED ACCOUNT OF EXPENDITURE

(Figures in italics represent

<i>Heads</i>	<i>Actuals</i>
	<u>Non-Plan</u>
(1)	(2)
	Rs.
C. ECONOMIC SERVICES - Contd.	
(a) Agriculture and Allied Activities - Contd.	
2408. Food Storage and Warehousing	
<i>01. Food</i>	
001. Direction and Administration	1,19,05,802
800. Other expenditure	4,24,485
	<hr/>
Total : 01	1,23,30,287
	<hr/>
<i>02. Storage and Warehousing</i>	
101. Rural Godown Programmes	57,020
	<hr/>
Total : 02	57,020
	<hr/>
Total : 2408	1,23,87,307
	<hr/>
2415. Agricultural Research and Education	
<i>01. Crop Husbandry</i>	
004. Research	15,33,628
	<hr/>
Total : 01	15,33,628
	<hr/>
<i>02. Soil and Water Conservation</i>	
004. Research	...
	<hr/>
Total : 02	...
	<hr/>
<i>80. General</i>	
120. Assistance to other Institutions	...
150. Assistance to ICAR	...
277. Education	5,05,224
	<hr/>
Total : 80	5,05,224
	<hr/>
Total : 2415	20,38,852
	<hr/>

NO. 11

BY MINOR HEADS - Contd.

charged expenditure)

for 1992-93

Plan (3) Rs.	Centrally Spon- sored Plan Schemes (including NEC, Central Plan and Sub-Plan Schemes) (4) Rs.	Total (5) Rs.
17,99,840	...	1,37,05,642
...	...	4,24,485
<u>17,99,840</u>	<u>...</u>	<u>1,41,30,127</u>
9,20,100	...	9,77,120
<u>9,20,100</u>	<u>...</u>	<u>9,77,120</u>
27,19,940	...	1,51,07,247
<u>10,88,620</u>	<u>5,81,453</u>	<u>32,03,701</u>
10,88,620	5,81,453	32,03,701
<u>2,74,000</u>	<u>...</u>	<u>2,74,000</u>
2,74,000	...	2,74,000
42,00,000	...	42,00,000
3,25,882	...	3,25,882
12,75,727	...	17,80,951
<u>58,01,609</u>	<u>...</u>	<u>63,06,833</u>
<u>71,64,229</u>	<u>5,81,453</u>	<u>97,84,534</u>

STATEMENT

DETAILED ACCOUNT OF EXPENDITURE

(Figures in italics represent

Heads

Actuals

Non-Plan

(1)

(2)

Rs.

C. ECONOMIC SERVICES - Contd.**(a) Agriculture and Allied Activities - Concl'd.****2425. Co-operation**

001. Direction and Administration	1,31,24,502
003. Training	...
004. Research and Evaluation	...
101. Audit of Co-operatives	25,22,086
105. Information and Publicity	...
106. Assistance to multi-purpose rural co-operatives	...
108. Assistance to other co-operatives	...
Total : 2425	1,56,46,588

2435. Other Agricultural Programmes*01. Marketing and quality control*

101. Marketing facilities	...
Total : 2435	...

Total : (a) Agriculture and Allied Activities

15,03,44,810

(b) Rural Development**2501. Special Programmes for Rural Development***01. Integrated Rural Development programme*

001. Direction and Administration	...
003. Training	...
101. Subsidy to District Rural Development Agencies	...

Total : 01

...

Total : 2501

...

NO. 11

BY MINOR HEADS - Contd.

charged expenditure)

for 1992-93

Plan (3) Rs.	Centrally Spon- sored Plan Schemes (including NEC, Central Plan and Sub-Plan Schemes) (4) Rs.	Total (5) Rs.
74,83,958	...	2,06,08,460
11,43,000	...	11,43,000
49,600	...	49,600
...	...	25,22,086
31,749	...	31,749
14,80,000	32,72,860	47,52,860
3,93,000	30,62,770	34,55,770
<u>1,05,81,307</u>	<u>63,35,630</u>	<u>3,25,63,525</u>
3,16,699	...	3,16,699
<u>3,16,699</u>	...	<u>3,16,699</u>
<u>18,77,63,360</u>	<u>3,70,48,441</u>	<u>37,51,56,611</u>
40,00,134	18,10,841	58,10,975
1,00,000	...	1,00,000
52,44,500	9,088	52,53,588
<u>93,44,634</u>	<u>18,19,929</u>	<u>1,11,64,563</u>
<u>93,44,634</u>	<u>18,19,929</u>	<u>1,11,64,563</u>

STATEMENT

DETAILED ACCOUNT OF EXPENDITURE

(Figures in italics represent

Heads

Actuals

Non-Plan

(1)

(2)

Rs.

C. ECONOMIC SERVICES - Contd.**(b) Rural Development - Concl'd.****2505. Rural Employment**01. *National Programmes*

701. Jawahar Rozgar Yojana

...

Total : 2505

...

2515. Other Rural Development programmes

001. Direction and Administration

16,27,646

101. Panchayati Raj

56,00,935

102. Community Development

1,07,80,602

800. Other expenditure

5,00,000

Total : 2515

1,85,09,183

Total : (b) *Rural Development*

1,85,09,183

(c) Special Areas Programmes**2552. North Eastern Areas**

Animal Husbandry -

105. Piggery Development

...

106. Other Livestock Development

...

109. Extension and Training

...

Fisheries -

109. Extension and Training

...

Soil and Water Conservation -

102. Soil Conservation

...

Medical and Public Health -

105. Allopathy

...

Agriculture -

103. Seeds

...

Total : 2552

...

Total : (c) *Special Areas Programme*

...

NO. 11

BY MINOR HEADS - Contd.

charged expenditure)

for 1992-93

Plan (3) Rs.	Centrally Spon- sored Plan Schemes (including NEC, Central Plan and Sub-Plan Schemes) (4) Rs.	Total (5) Rs.
99,51,514	2,92,30,600	3,91,82,114
<u>99,51,514</u>	<u>2,92,30,600</u>	<u>3,91,82,114</u>
...	...	16,27,646
33,15,117	...	89,16,052
1,50,43,665	...	2,58,24,267
...	...	5,00,000
<u>1,83,58,782</u>	...	<u>3,68,67,965</u>
<u>3,76,54,930</u>	<u>3,10,50,529</u>	<u>8,72,14,642</u>
...	3,28,306	3,28,306
...	10,093	10,093
...	75,288	75,288
...	44,200	44,200
...	10,04,999	10,04,999
...	34,90,668	34,90,668
...	57,632	57,632
<u>...</u>	<u>50,11,186</u>	<u>50,11,186</u>
<u>...</u>	<u>50,11,186</u>	<u>50,11,186</u>

STATEMENT

DETAILED ACCOUNT OF EXPENDITURE

(Figures in italics represent

Heads

Actuals

Non-Plan

(1)

(2)

Rs.

C. ECONOMIC SERVICES - Contd.**(d) Irrigation and Flood Control****2701. Major and Medium Irrigation***04. Medium Irrigation Non-Commercial*

001. Direction and Administration

1,14,09,304

799. Suspense

32,57,130

Total : 04

1,46,66,434

80. General

800. Other expenditure

2,50,69,959

Total : 80

2,50,69,959

Total : 2701

3,97,36,393

2702. Minor Irrigation*01. Surface Water*

102. Lift Irrigation Schemes

2,06,119

103. Diversion Schemes

3,83,906

Total : 01

5,90,025

*80. General*001. Direction and
Administration

31,64,596

052. Machinery and Equipment

1,73,137

799. Suspense

(-) 18,62,414

800. Other expenditure

...

Total : 80

14,75,319

Total : 2702

20,65,344

NO. 11

BY MINOR HEADS - Contd.

charged expenditure)

for 1992-93

Plan	Centrally Spon- sored Plan Schemes (including NEC, Central Plan and Sub-Plan Schemes)	Total
(3)	(4)	(5)
Rs.	Rs.	Rs.
...	...	1,14,09,304
...	...	32,57,130
...	...	1,46,66,434
...	...	2,50,69,959
...	...	2,50,69,959
...	...	3,97,36,393
...	...	2,06,119
...	...	3,83,906
...	...	5,90,025
...	...	31,64,596
...	14,58,000	16,31,137
...	...	(-) 18,62,414 'A'
...	80,067	80,067
...	15,38,067	30,13,386
...	15,38,067	36,03,411

'A' Recoveries being more than actual expenditure

STATEMENT

DETAILED ACCOUNT OF EXPENDITURE

(Figures in italics represent

Heads

ActualsNon-Plan

(1)

(2)

Rs.

C. ECONOMIC SERVICES - Contd**(d) Irrigation and Flood Control-Concl'd.****2705. Command Area Development**

800. Other expenditure

...

Total : 2705

...

2711. Flood Control and Drainage

01. Flood Control

001. Direction and Administration

88,15,155

052. Machinery and Equipment

17,29,420

799. Suspense

53,51,053

800. Other expenditure

1,39,24,591

Total : 01

2,98,20,219

Total : 2711

2,98,20,219

Total : (d) Irrigation and
Flood Control

7,16,21,956

(e) Energy**2801. Power**

01. Hydel Generation

101. Purchase of Power

6,11,22,757

102. H.E. Schemes

4,82,764

Total : 01

6,16,05,521

04. Diesel/Gas Power Generation

001. Direction and Administration

(-) 1,26,71,221

052. Machinery and Equipment

(-) 12,76,461

799. Suspense

(-) 1,68,96,363

800. Other expenditure

2,44,68,889

Total : 04

(-) 63,75,156

Total : 2801

5,52,30,365

NO. 11

BY MINOR HEADS - Contd.

charged expenditure)

for 1992-93

Plan	Centrally Sponsored Plan Schemes (including NEC, Central Plan and Sub-Plan Schemes)	Total
(3)	(4)	(5)
Rs.	Rs.	Rs.
1,16,27,136	17,56,241	1,33,83,377
<u>1,16,27,136</u>	<u>17,56,241</u>	<u>1,33,83,377</u>
...	...	88,15,155
...	...	17,29,420
...	...	53,51,053
...	...	1,39,24,591
<u>...</u>	<u>...</u>	<u>2,98,20,219</u>
...	...	2,98,20,219
<u>...</u>	<u>...</u>	<u>2,98,20,219</u>
1,16,27,136	32,94,308	8,65,43,400
<u>1,16,27,136</u>	<u>32,94,308</u>	<u>8,65,43,400</u>
...	...	6,11,22,757
...	...	4,82,764
<u>...</u>	<u>...</u>	<u>6,16,05,521</u>
...	...	(-) 1,26,71,221 'A'
...	...	(-) 12,76,461 'A'
...	...	(-) 1,68,96,363 'A'
...	...	2,44,68,889
<u>...</u>	<u>...</u>	<u>(-) 63,75,156</u>
...	...	5,52,30,365
<u>...</u>	<u>...</u>	<u>5,52,30,365</u>

'A' Recoveries being more than actual expenditure

STATEMENT

DETAILED ACCOUNT OF EXPENDITURE

(Figures in italics represent

Heads

Actuals

Non-Plan

(1)

(2)

Rs.

C. ECONOMIC SERVICES - Contd.**(e) Energy - Concl'd.****2810. Non-Conventional Sources
of Energy***01. Bio Energy*101. National Programme for
Bio Gas Development

...

02. Solar

101. Solar Thermal Energy Programme

...

102. Photovoltaic

...

Total : 02

...

03. Wind

101. Wind Energy

...

60. Others

101. Choolah

...

Total : 2810

...

Total : **(e) Energy****5,52,30,365****(f) Industry and Minerals****2851. Village and Small Industries**

001. Direction and Administration

86,03,596

003. Training

73,15,556

004. Research and Development

...

053. Maintenance and Repairs

68,940

101. Industrial Estates

...

102. Small Scale Industries

24,36,590

103. Handloom Industries

27,83,132

NO. 11

BY MINOR HEADS - Contd.

charged expenditure)

for 1992-93

Plan (3) Rs.	Centrally Spon- sored Plan Schemes (including NEC, Central Plan and Sub-Plan Schemes) (4) Rs.	Total (5) Rs.
7,250	...	7,250
2,79,400	...	2,79,400
13,44,746	...	13,44,746
<hr/> 16,24,146	<hr/> ...	<hr/> 16,24,146
3,99,221	...	3,99,221
21,61,720	...	21,61,720
<hr/> 41,92,337	<hr/> ...	<hr/> 41,92,337
<hr/> 41,92,337	<hr/> ...	<hr/> 5,94,22,702
32,44,146	14,43,860	1,32,91,602
20,12,847	...	93,28,403
...	2,26,284	2,26,284
...	...	68,940
5,00,000	...	5,00,000
26,52,588	95,000	51,84,178
22,45,577	51,74,800	1,02,03,509

STATEMENT

DETAILED ACCOUNT OF EXPENDITURE

(Figures in italics represent

Heads

Actuals

Non-Plan

(1)

(2)

Rs.

C. ECONOMIC SERVICES - Contd.**(f) Industry and Minerals - Concl'd.****2851. Village and Small Industries - Concl'd.**

104. Handicraft Industries	3,56,283
105. Khadi and Village Industries	3,00,000
107. Sericulture Industries	70,92,000
109. Monitoring and Evaluation	...
800. Other expenditure	1,40,57,014

Total : 2851

4,30,13,111

2852. Industries*08. Consumer Industries*

201. Sugar	13,88,119
80. General	...
800. Other expenditure	...

Total : 2852

13,88,119

2853. Non-ferrous Mining and Metallurgical Industries*01. Geological Survey of India*

001. Direction and Administration	32,40,758
004. Research and Development	...
101. Survey and Mapping	...
102. Mineral Exploration	...

Total : 01

32,40,758

Total : 2853

32,40,758

Total : **(f) Industry and Minerals**

4,76,41,988

NO. 11

BY MINOR HEADS - Contd.

charged expenditure)

for 1992-93

Plan	Centrally Spon- sored Plan Schemes (including NEC, Central Plan and Sub-Plan Schemes)	Total
(3)	(4)	(5)
Rs.	Rs.	Rs.
3,79,710	...	7,35,993
19,00,000	...	22,00,000
2,03,02,140	...	2,73,94,140
9,16,118	13,621	9,29,739
...	...	1,40,57,014
<u>3,41,53,126</u>	<u>69,53,565</u>	<u>8,41,19,802</u>
9,73,737	...	23,61,856
1,89,165	...	1,89,165
<u>11,62,902</u>	<u>...</u>	<u>25,51,021</u>
8,635	...	32,49,393
1,585	...	1,585
1,02,859	...	1,02,859
1,00,000	...	1,00,000
<u>2,13,079</u>	<u>...</u>	<u>34,53,837</u>
<u>2,13,079</u>	<u>...</u>	<u>34,53,837</u>
<u>3,55,29,107</u>	<u>69,53,565</u>	<u>9,01,24,660</u>

STATEMENT

DETAILED ACCOUNT OF EXPENDITURE

(Figures in italics represent

Heads

Actuals

Non-Plan

(1)

(2)

Rs.

C. ECONOMIC SERVICES - Contd.**(g) Transport****3054. Roads and Bridges**03. *State Highways*

102. Bridge Works

337. Road Works

5,58,528

80,63,494

Total : 03

86,22,022

04. *District and Other Roads*

102. Bridge Works

337. Road Works

7,54,307

1,21,54,835

Total : 04

1,29,09,142

80. *General*

001. Direction and Administration

052. Machinery and Equipment

...

14,00,209

Total : 80

14,00,209

Total : 3054

2,29,31,373

3055. Transport

001. Direction and Administration

...

Total : 3055

...

Total : (g) Transport

2,29,31,373

(i) Science, Technology and Environment**3425. Other Scientific Research**60. *Others*

001. Direction and Administration

004. Research and Development

...

...

Total : 60

...

Total : 3425

...

NO. 11

BY MINOR HEADS - Contd.

charged expenditure)

for 1992-93

Plan (3) Rs.	Centrally Spon- sored Plan Schemes (including NEC, Central Plan and Sub-Plan Schemes) (4) Rs.	Total (5) Rs.
...	...	5,58,528
...	...	80,63,494
...	...	86,22,022
...	...	7,54,307
...	...	1,21,54,835
...	...	1,29,09,142
7,42,48,952	...	7,42,48,952
...	...	14,00,209
7,42,48,952	...	7,56,49,161
7,42,48,952	...	9,71,80,325
8,00,000	...	8,00,000
8,00,000	...	8,00,000
7,50,48,952	...	9,79,80,325
14,05,151	...	14,05,151
52,36,689	...	52,36,689
66,41,840	...	66,41,840
66,41,840	...	66,41,840

STATEMENT

DETAILED ACCOUNT OF EXPENDITURE

(Figures in italics represent

Heads

Actuals

Non-Plan

(1)

(2)

Rs.

C. ECONOMIC SERVICES - Contd.**(i) Science, Technology and Environment - Concl'd.****3435. Ecology and Environment**

03. Environmental Research and Ecological Regeneration

003. Environmental Education/ Training/Extension

04. Prevention and Control of Pollution

104. Impact Assessment

60. Others

800. Other expenditure

Total : 3435

Total : (i) Science, Technology and Environment

(j) General Economic Services**3451. Secretariat - Economic Services**

090. Secretariat

092. Other Offices

102. District Planning Machinery

Total : 3451

3452. Tourism

01. Tourist Infrastructure

103. Tourist Accommodation

800. Other expenditure

Total : 01

...

...

...

...

...

2,46,024

55,59,414

...

58,05,438

7,19,977

...

7,19,977

NO. 11

BY MINOR HEADS - Contd.

charged expenditure)

for 1992-93

Plan (3) Rs.	Centrally Spon- sored Plan Schemes (including NEC, Central Plan and Sub-Plan Schemes) (4) Rs.	Total (5) Rs.
11,36,601	...	11,36,601
5,00,000	...	5,00,000
64,800	...	64,800
<u>17,01,401</u>	<u>...</u>	<u>17,01,401</u>
<u>83,43,241</u>	<u>...</u>	<u>83,43,241</u>
...	...	2,46,024
1,19,00,000	...	1,74,59,414
10,60,000	...	10,60,000
<u>1,29,60,000</u>	<u>...</u>	<u>1,87,65,438</u>
...	...	7,19,977
20,48,802	...	20,48,802
<u>20,48,802</u>	<u>...</u>	<u>27,68,779</u>

STATEMENT

DETAILED ACCOUNT OF EXPENDITURE

(Figures in italics represent

Heads

Actuals

Non-Plan

(1)

(2)

Rs.

C. ECONOMIC SERVICES - Contd.**(j) General Economic Services- Contd.****3452. Tourism - Concl'd.**80. *General*001. Direction and
Administration

17,62,663

104. Promotion and Publicity

...

800. Other expenditure

16,23,046

Total:80

33,85,709

Total : 3452

41,05,686

**3454. Census Surveys and
Statistics**01. *Census*001. Direction and
Administration

89,42,761

101. Computerisation of
Census Data

...

Total : 01

89,42,761

02. *Surveys and Statistics*201. National Sample Survey
Organisation

31,48,869

203. Computer Services

...

205. Statistical Agency

...

800. Other expenditure

...

Total : 02

31,48,869

Total : 3454

1,20,91,630

**3475. Other General Economic
Services**106. Regulation of Weights and
Measures

27,77,703

107. Regulations of Markets

10,89,510

Total : 3475

38,67,213

NO. 11

BY MINOR HEADS - Contd.

charged expenditure)

for 1992-93

Plan	Centrally Spon- sored Plan Schemes (including NEC, Central Plan and Sub-Plan Schemes)	Total
(3)	(4)	(5)
Rs.	Rs.	Rs.
8,80,961	...	26,43,624
...	4,69,394	4,69,394
...	...	16,23,046
<hr/> 8,80,961	<hr/> 4,69,394	<hr/> 47,36,064
<hr/> 29,29,763	<hr/> 4,69,394	<hr/> 75,04,843
...	...	89,42,761
...	3,02,485	3,02,485
<hr/> ...	<hr/> 3,02,485	<hr/> 92,45,246
6,67,932	...	38,16,801
85,234	...	85,234
15,51,060	...	15,51,060
4,86,263	...	4,86,263
<hr/> 27,90,489	<hr/> ...	<hr/> 59,39,358
<hr/> 27,90,489	<hr/> 3,02,485	<hr/> 1,51,84,604
5,62,000	...	33,39,703
...	...	10,89,510
<hr/> 5,62,000	<hr/> ...	<hr/> 44,29,213

STATEMENT

DETAILED ACCOUNT OF EXPENDITURE

(Figures in italics represent

Heads

Actuals

Non-Plan

(1)

(2)

Rs.

C.	ECONOMIC SERVICES - Concl'd.	
(j)	General Economic Services- Concl'd.	
	Total : (j) General Economic Services	2,58,69,967
	TOTAL : C.ECONOMIC SERVICES	<u>39,21,49,642</u>
	TOTAL : EXPENDITURE HEADS (REVENUE ACCOUNT)	45,66,02,579 <u>2,35,80,37,906</u>
	EXPENDITURE HEADS (CAPITAL ACCOUNT)	
	A. CAPITAL ACCOUNT OF GENERAL SERVICES	
4059.	Capital Outlay on Public Works	...
4070.	Capital Outlay on Other Administrative Services	...
	TOTAL : A. CAPITAL ACCOUNT OF GENERAL SERVICES	<u>...</u>
	B. CAPITAL ACCOUNT OF SOCIAL SERVICES	
(a)	Capital Account of Education, Sports, Art and Culture	
4202.	Capital Outlay on Education, Sports, Art and Culture	...
	Total : (a) Capital Account of Education, Sports, Art and Culture	<u>...</u>

NO. 11

BY MINOR HEADS - Contd.

charged expenditure)

for 1992-93

Plan	Centrally Spon- sored Plan Schemes (including NEC, Central Plan and Sub-Plan Schemes)	Total
(3)	(4)	(5)
Rs.	Rs.	Rs.
1,92,42,252	7,71,879	4,58,84,098
<u>37,94,01,315</u>	<u>8,41,29,908</u>	<u>85,56,80,865</u>
70,80,60,513	26,56,81,010	3,78,83,82,008
3,03,55,202	...	3,03,55,202
<u>(-) 4,13,810 'A'</u>	<u>...</u>	<u>(-) 4,13,810</u>
<u>2,99,41,392</u>	<u>...</u>	<u>2,99,41,392</u>
2,45,03,988	...	2,45,03,988
<u>2,45,03,988</u>	<u>...</u>	<u>2,45,03,988</u>

'A' Recoveries being more than actual expenditure

STATEMENT

DETAILED ACCOUNT OF EXPENDITURE

(Figures in italics represent

Heads

Actuals

Non-Plan

(1)

(2)

Rs.

B. CAPITAL ACCOUNT OF***SOCIAL SERVICES - Contd.*****(b) Capital Account of Health and Family Welfare**

4210. Capital Outlay on Medical and Public Health

4211. Capital Outlay on Family Welfare

Total : (b) Capital Account of Health and Family Welfare

...

...

(c) Capital Account of Water Supply, Sanitation, Housing and Urban Development

4215. Capital Outlay on Water Supply and Sanitation

4216. Capital Outlay on Housing

4217. Capital Outlay on Urban Development

Total : (c) Capital Account of Water Supply, Sanitation, Housing and Urban Development

...
...
...

...

(g) Capital Account of Social Welfare and Nutrition

4235. Capital Outlay on Social Security and Welfare

...

Total : (g) Capital Account of Social Welfare and Nutrition

...

NO. 11

BY MINOR HEADS - Contd.

charged expenditure)

for 1992-93

Plan (3) Rs.	Centrally Spon- sored Plan Schemes (including NEC, Central Plan and Sub-Plan Schemes) (4) Rs.	Total (5) Rs.
65,15,072	...	65,15,072
...	5,60,588	5,60,588
<u>65,15,072</u>	<u>5,60,588</u>	<u>70,75,660</u>
9,92,62,363	2,50,68,939	12,43,31,302
1,57,59,143	...	1,57,59,143
17,95,000	...	17,95,000
<u>11,68,16,506</u>	<u>2,50,68,939</u>	<u>14,18,85,445</u>
8,02,253	...	8,02,253
<u>8,02,253</u>	<u>...</u>	<u>8,02,253</u>

STATEMENT

DETAILED ACCOUNT OF EXPENDITURE

(Figures in italics represent

Heads

Actuals

Non-Plan

(1)

(2)

Rs.

B.	CAPITAL ACCOUNT OF SOCIAL SERVICES - Concl'd	
	<i>(h) Capital Account of Other Social Services</i>	
4250.	Capital Outlay on other Social Services	...
	Total : <i>(h) Capital Account of Other Social Services</i>	...
	TOTAL : B. CAPITAL ACCOUNT OF SOCIAL SERVICES	...
C.	CAPITAL ACCOUNT OF ECONOMIC SERVICES	
	<i>(a) Capital Account of Agriculture and Allied Activities</i>	
4401.	Capital Outlay on Crop Husbandry	-1,41,15,878 `A'
4402.	Capital Outlay on Soil and Water Conservation	...
4403.	Capital Outlay on Animal Husbandry	...
4405.	Capital Outlay on Fisheries	...

`A' Recoveries being more than actual expenditure

NO. 11

BY MINOR HEADS - Contd.

charged expenditure)

for 1992-93

Plan	Centrally Spon- sored Plan Schemes (including NEC, Central Plan and Sub-Plan Schemes)	Total
(3)	(4)	(5)
Rs.	Rs.	Rs.
12,29,346	...	12,29,346
<u>12,29,346</u>	<u>...</u>	<u>12,29,346</u>
<u>14,98,67,165</u>	<u>2,56,29,527</u>	<u>17,54,96,692</u>
15,02,089	...	(-) 1,26,13,789
3,29,59,231		3,29,59,231
7,90,367	10,00,000	17,90,367
19,40,492	...	19,40,492

STATEMENT

DETAILED ACCOUNT OF EXPENDITURE

(Figures in italics represent

Heads

Actuals

Non-Plan

(1)

(2)

Rs.

C.	<i>CAPITAL ACCOUNT OF ECONOMIC SERVICES - Contd</i>	
(a)	<i>Capital Account of Agriculture and Allied Activities - Concl'd.</i>	
4408.	Capital Outlay on Food Storage and Warehousing	51,63,898
4415.	Capital Outlay on Agricultural Research and Education	...
4416.	Investment in Agricultural Financial Institutions	...
4425.	Capital Outlay on Co-operation	...
	Total:(a) Capital Account of Agriculture and Allied Activities	<hr/> -89,51,980 <hr/>
(c)	<i>Capital Account of Special Areas Programmes</i>	
4552.	Capital Outlay on North Eastern Areas	...
	Total:(c) Capital Account of Special Areas Programmes	<hr/> ... <hr/>
(d)	<i>Capital Account of Irrigation and Flood Control</i>	
4701.	Capital Outlay on Major and Medium Irrigation	...
4711.	Capital Outlay on Flood Control Projects	...
	Total:(d) Capital Account of Irrigation and Flood Control	<hr/> ... <hr/>

NO. 11

BY MINOR HEADS - Contd.

charged expenditure)

for 1992-93

Plan (3) Rs.	Centrally Spon- sored Plan Schemes (including NEC, Central Plan and Sub-Plan Schemes) (4) Rs.	Total (5) Rs.
3,77,750	...	55,41,648
31,58,000	...	31,58,000
5,75,000	...	5,75,000
7,40,459	70,75,655	78,16,114
<u>4,20,43,388</u>	<u>80,75,655</u>	<u>4,11,67,063</u>
...	4,74,22,172	4,74,22,172
...	4,74,22,172	4,74,22,172
21,10,15,210	...	21,10,15,210
1,84,79,902	...	1,84,79,902
<u>22,94,95,112</u>	<u>...</u>	<u>22,94,95,112</u>

STATEMENT

DETAILED ACCOUNT OF EXPENDITURE

(Figures in italics represent

Heads

Actuals

Non-Plan

(1)

(2)

Rs.

**C. CAPITAL ACCOUNT OF
ECONOMIC SERVICES - Contd.****(e) Capital Account of Energy**4801. Capital Outlay on Power
Projects

...

**Total : (e) Capital
Account of Energy**

...

**(f) Capital Account of
Industry and Minerals**4851. Capital outlay on Village
and Small Industries

...

4852. Capital Outlay on
Industries

...

4853. Capital Outlay on Non
Ferrous Mining and
Metallurgical Industries

...

4859. Capital Outlay on
Telecommunication and
Electronic Industries

...

4860. Capital Outlay on Consumer
Industries

...

4885. Capital Outlay on Industries
and Minerals

...

**Total : (f) Capital Account
of Industry and Minerals**

...

**(g) Capital Account of
Transport**5054. Capital Outlay on Roads
and Bridges

...

5055. Capital Outlay on Road
Transport

...

**Total : (g) Capital
Account of Transport**

...

NO. 11

BY MINOR HEADS - Contd.

charged expenditure)

for 1992-93

Plan	Centrally Spon- sored Plan Schemes (including NEC, Central Plan and Sub-Plan Schemes)	Total
(3)	(4)	(5)
Rs.	Rs.	Rs.
30,65,65,201	...	30,65,65,201
<u>30,65,65,201</u>	<u>...</u>	<u>30,65,65,201</u>
56,78,887	...	56,78,887
6,46,000	...	6,46,000
3,59,946	...	3,59,946
10,00,000	...	10,00,000
28,00,000	...	28,00,000
73,75,000	...	73,75,000
<u>1,78,59,833</u>	<u>...</u>	<u>1,78,59,833</u>
13,22,34,836	- 10,17,985	13,12,16,851
1,53,25,827	...	1,53,25,827
<u>14,75,60,663</u>	<u>- 10,17,985</u>	<u>14,65,42,678</u>

STATEMENT

DETAILED ACCOUNT OF EXPENDITURE

(Figures in italics represent

Heads

Actuals

Non-Plan

(1)	(2)
	Rs.
C. CAPITAL ACCOUNT OF ECONOMIC SERVICES - Concl'd.	
<i>(j) Capital Account of General Economic Services</i>	
5452. Capital Outlay on Tourism	...
Total : <i>(j) Capital Account of General Economic Services</i>	<hr/> ... <hr/>
TOTAL : C. CAPITAL ACCOUNT OF ECONOMIC SERVICES	<hr/> (-) 89,51,980 <hr/>
TOTAL:EXPENDITURE HEADS (CAPITAL ACCOUNT)	<hr/> (-) 89,51,980 <hr/>
GRAND TOTAL :	45,66,02,579 <hr/> 2,34,90,85,926 <hr/>

NO. 11

BY MINOR HEADS - *Concl'd.*

charged expenditure)

for 1992-93

Plan	Centrally Spon- sored Plan Schemes (including NEC, Central Plan and Sub-Plan Schemes)	Total
(3)	(4)	(5)
Rs.	Rs.	Rs.
<u>14,84,643</u>	<u>13,50,000</u>	<u>28,34,643</u>
<u>14,84,643</u>	<u>13,50,000</u>	<u>28,34,643</u>
<u>74,50,08,840</u>	<u>5,58,29,892</u>	<u>79,18,86,702</u>
<u>92,48,17,397</u>	<u>8,14,59,369</u>	<u>99,73,24,786</u>
<u>1,63,28,77,910</u>	<u>34,71,40,379</u>	<u>4,78,57,06,794</u>

STATEMENT
DETAILED STATEMENT OF CAPITAL EXPENDITURE
Expenditure

Nature of expenditure

Non-Plan

(1)	(2) Rs.
A. CAPITAL ACCOUNT OF GENERAL SERVICES	
4059. Capital Outlay on Public Works	
01. Office Buildings	
101. Construction-General Pool Accommodation	...
201. Acquisition of Land	...
800. Other expenditure	...
	<hr/>
Total : 01. Office Buildings	...
	<hr/>
60. Other Buildings	
051. Construction	...
80. General	
001. Direction and Administration	...
800. Other expenditure	...
	<hr/>
Total : 80 General	...
	<hr/>
Total : 4059	...
	<hr/>
4070. Capital Outlay on Other Administrative Services	
003. Training	...
800. Other expenditure	...
	<hr/>
Total : 4070	...
	<hr/>
TOTAL : A. CAPITAL ACCOUNT OF GENERAL SERVICES	...
	<hr/>
B. CAPITAL ACCOUNT OF SOCIAL SERVICES	
4202. Capital Outlay on Education, Sports, Art and Culture	
(a) Capital Account of Education, Sports, Art and Culture	
01. General Education	
201. Elementary Education	...
202. Secondary Education	...
203. University and Higher Education	...
600. General	...
800. Other expenditure	...
	<hr/>
Total : 01. General Education	...
	<hr/>

NO. 12
DURING AND TO END OF THE YEAR 1992-93
during the year

Plan	Centrally Spon- sored Plan Schemes including NEC, Central Plan and Sub-Plan Schemes	Total	Expenditure to end of the year
(3) Rs.	(4) Rs.	(5) Rs.	(6) Rs.
2,88,52,202	...	2,88,52,202	17,64,36,435
...	1,06,52,641
...	2,82,45,149
<u>2,88,52,202</u>	<u>...</u>	<u>2,88,52,202</u>	<u>21,53,34,225</u>
15,03,000	...	15,03,000	25,79,68,770
...	1,36,87,046
...	10,38,90,857
<u>15,03,000</u>	<u>...</u>	<u>15,03,000</u>	<u>37,55,46,673</u>
<u>3,03,55,202</u>	<u>...</u>	<u>3,03,55,202</u>	<u>59,08,80,898</u>
(-)4,13,810 'A'	...	(-)4,13,810	49,29,178
...	14,97,819
<u>(-)4,13,810</u>	<u>...</u>	<u>(-)4,13,810</u>	<u>64,26,997</u>
<u>2,99,41,392</u>	<u>...</u>	<u>2,99,41,392</u>	<u>59,73,07,895</u>
89,97,364	...	89,97,364	12,98,35,593
57,93,248	...	57,93,248	6,92,21,580
30,49,472	...	30,49,472	3,70,62,855
7,28,330	...	7,28,330	68,04,122
...	4,27,07,865
<u>1,85,68,414</u>	<u>...</u>	<u>1,85,68,414</u>	<u>28,56,32,015</u>

'A' Recoveries being more than actual expenditure

Nature of expenditure	STATEMENT DETAILED STATEMENT OF CAPITAL EXPENDITURE Expenditure
	Non-Plan
(1)	(2) Rs.
B. CAPITAL ACCOUNT OF SOCIAL SERVICES - Contd.	
(a) Capital Account of Education, Sports, Art and Culture - Concl'd.	
4202. Capital Outlay on Education, Sports, Art and Culture - Concl'd.	
02. Technical Education	
105. Engineering/Technical Colleges and Institutes	...
800. Other expenditure	...
	...
Total : 02. Technical Education	...
03. Sports and Youth Services	
Sports Stadia	
101. Youth Hostels	...
800. Other expenditure	...
	...
Total : 03. Sports and Youth Service Sports Stadia	...
04. Art and Culture	
104. Archives	...
800. Other expenditure	...
Contribution to Manipur Film Development Corporation Limited	...
	...
Total : 04. Art and Culture	...
Total : 4202	...
Total : (a) Capital Account of Education, Sports, Art and Culture	...

NO. 12
DURING AND TO END OF THE YEAR 1992-93 - Contd
during the year

Plan	Centrally Spon- sored Plan Schemes including NEC, Central Plan and Sub-Plan Schemes	Total	Expenditure to end of the year
(3)	(4)	(5)	(6)
Rs.	Rs.	Rs.	Rs.
24,96,400	...	24,96,400	1,23,96,322
...	1,92,20,814
<u>24,96,400</u>	<u>...</u>	<u>24,96,400</u>	<u>3,16,17,136</u>
47,133	...	47,133	4,22,61,407
29,30,550	...	29,30,550	4,90,51,516
<u>29,77,683</u>	<u>...</u>	<u>29,77,683</u>	<u>9,13,12,923</u>
2,33,091	...	2,33,091	16,06,198
2,28,400	...	2,28,400	38,80,662
...	27,00,000
<u>4,61,491</u>	<u>...</u>	<u>4,61,491</u>	<u>81,86,860</u>
<u>2,45,03,988</u>	<u>...</u>	<u>2,45,03,988</u>	<u>41,67,48,934</u>
<u>2,45,03,988</u>	<u>...</u>	<u>2,45,03,988</u>	<u>41,67,48,934</u>

Nature of expenditure	STATEMENT DETAILED STATEMENT OF CAPITAL EXPENDITURE Expenditure
	Non-Plan
(1)	(2) Rs.
B. CAPITAL ACCOUNT OF SOCIAL SERVICES - Contd.	
(b) Capital Account of Health and Family Welfare	
4210. Capital Outlay on Medical and Public Health	
01. Urban Health Services	
110. Hospital and Dispensaries	...
800. Other expenditure	...
Total : 01. Urban Health Services	...
02. Rural Health Services	
101. Health Sub-Centres	...
103. Primary Health Centres	...
104. Community Health Centre	...
800. Other expenditure	...
Total : 02. Rural Health Services	...
80. General	
110. Hospital and Dispensaries	...
800. Other expenditure	...
Total : 80. General	...
Total : 4210	...
4211. Capital Outlay on Family Welfare	
101. Rural Family Welfare Services	...
102. Urban Family Welfare Services	...
103. Maternity and child Health	...
800. Other expenditure	...
Total: 4211	...
Total : (b) Capital Account of Health and Family Welfare	...

NO. 12

DURING AND TO END OF THE YEAR 1992-93 - Contd
during the year

Plan	Centrally Spon- sored Plan Schemes including NEC, Central Plan and Sub-Plan Schemes	Total	Expenditure to end of the year
(3) Rs.	(4) Rs.	(5) Rs.	(6) Rs.
...	52,64,869
...	8,09,00,648
...	8,61,65,517
8,72,301	...	8,72,301	74,66,427
39,87,530	...	39,87,530	1,09,43,493
5,04,718	...	5,04,718	55,34,891
...	1,51,92,051
53,64,549	...	53,64,549	3,91,36,862
41,906	...	41,906	41,906
11,08,617	...	11,08,617	2,55,61,729
11,50,523	...	11,50,523	2,56,03,635
65,15,072	...	65,15,072	15,09,06,014
...	3,35,562	3,35,562	77,33,330
...	(-) 64,333 'A'	(-) 64,333	1,32,39,316
...	15,035	15,035	10,13,144
...	2,74,324	2,74,324	34,75,187
...	5,60,588	5,60,588	2,54,60,977
65,15,072	5,60,588	70,75,660	17,63,66,991

'A' Recoveries being more than actual expenditure

STATEMENT
DETAILED STATEMENT OF CAPITAL EXPENDITURE

Nature of expenditure Expenditure

Non-Plan

(1)

(2)

Rs.

B. CAPITAL ACCOUNT OF SOCIAL SERVICES - Contd.**(c) Capital Account of
Water Supply, Sanitation, Housing
and Urban Development****4215. Capital Outlay on Water Supply
and Sanitation**

01. Water Supply

101. Urban Water Supply

102. Rural Water Supply

800. Other expenditure

Total : 01. Water Supply

02. Sewerage and Sanitation

101. Urban Sanitation Services

102. Rural Sanitation Services

106. Sewerage Services

800. Other expenditure

Total : 02 Sewerage and Sanitation

Total : 4215

4216. Capital Outlay on Housing

01. Government Residential Buildings

106. General Pool Accommodation

107. Police Housing

700. Other Housing

Total : 01. Government Residential
Buildings

NO. 12

DURING AND TO END OF THE YEAR 1992-93 - Contd
during the year

Plan	Centrally Spon- sored Plan Schemes including NEC, Central Plan and Sub-Plan Schemes	Total	Expenditure to end of the year
(3) Rs.	(4) Rs.	(5) Rs.	(6) Rs.
2,40,44,081	...	2,40,44,081	35,85,03,208
6,47,83,830	2,47,52,946	8,95,36,776	1,10,16,89,996
4,36,619	...	4,36,619	7,50,08,327
<u>8,92,64,530</u>	<u>2,47,52,946</u>	<u>11,40,17,476</u>	<u>1,53,52,01,531</u>
62,98,500	...	62,98,500	2,96,53,315
25,81,064	3,15,993	28,97,057	1,26,19,778
...	1,09,51,066
11,18,269	...	11,18,269	1,04,48,714
<u>99,97,833</u>	<u>3,15,993</u>	<u>1,03,13,826</u>	<u>6,36,72,873</u>
<u>9,92,62,363</u>	<u>2,50,68,939</u>	<u>12,43,31,302</u>	<u>1,59,88,74,404</u>
1,27,48,856	...	1,27,48,856	29,83,94,718
...	4,36,49,150
30,10,287	...	30,10,287	5,79,40,894
<u>1,57,59,143</u>	<u>...</u>	<u>1,57,59,143</u>	<u>39,99,84,762</u>

STATEMENT
DETAILED STATEMENT OF CAPITAL EXPENDITURE

Nature of expenditure Expenditure

Non-Plan

		(2) Rs.
(1)		
B. CAPITAL ACCOUNT OF SOCIAL SERVICES - Contd.		
(c) Capital Account of Water Supply, Sanitation, Housing and Urban Development - Concl'd.		
4216. Capital Outlay on Housing -Concl'd.		
80. General		
190. Investment in Public Sector and Other Undertakings - 9th Finance Commission		...
		<hr/>
Total : 4216		...
		<hr/>
4217. Capital Outlay on Urban Development		
01. State Capital Development		
800. Other expenditure		...
		<hr/>
Total : 4217		...
		<hr/>
Total : (c) Capital Account of Water Supply, Sanitation, Housing and Urban Development		...
		<hr/>
(d) Capital Account of Information and Broadcasting		
4220. Capital Outlay on Information and Publicity		
60. Others		
101. Buildings		...
		<hr/>
Total : 4220		...
		<hr/>
Total : (d) Capital Account of Information and Broadcasting		...
		<hr/>

NO. 12

DURING AND TO END OF THE YEAR 1992-93 - Contd
during the year

Plan	Centrally Spon- sored Plan Schemes including NEC, Central Plan and Sub-Plan Schemes	Total	Expenditure to end of the year
(3) Rs.	(4) Rs.	(5) Rs.	(6) Rs.
...	24,33,150
<u>1,57,59,143</u>	...	<u>1,57,59,143</u>	<u>40,24,17,912</u>
<u>17,95,000</u>	...	<u>17,95,000</u>	<u>10,40,61,912</u>
<u>17,95,000</u>	...	<u>17,95,000</u>	<u>10,40,61,912</u>
<u>11,68,16,506</u>	<u>2,50,68,939</u>	<u>14,18,85,445</u>	<u>2,10,53,54,228</u>
...	15,77,818
...	15,77,818
....	15,77,818

STATEMENT
DETAILED STATEMENT OF CAPITAL EXPENDITURE

Nature of expenditure Expenditure

Non-Plan

(1)	(2)
	Rs.
B. CAPITAL ACCOUNT OF SOCIAL SERVICES - Contd.	
(e) Capital Account of Welfare of Scheduled Castes, Scheduled Tribes and Other Backward classes	
4225. Capital Outlay on Welfare of Scheduled Castes, Scheduled Tribes and other Backward Classes	
02. Welfare of Scheduled Tribes	
190. Investment in Public Sector and Other Undertakings - Investment in Manipur Tribal Development Corporation Limited	...
800. Other expenditure	...
	<hr/>
Total : 02 Welfare of Scheduled Tribes	...
	<hr/>
Total : 4225	...
	<hr/>
Total : (e) Capital Account of Welfare of Scheduled Castes, Scheduled Tribes and Other Backward classes	...
	<hr/>
(g) Capital Account of Social Welfare and Nutrition	
4235. Capital Outlay on Social Security and Welfare	
02. Social Welfare	
101. Welfare of handicapped	...
102. Child Welfare	...
103. Women's Welfare	...
104. Welfare of aged, infirm and destitute	...
800. Other expenditure	...
	<hr/>
Total : 02 Social Welfare	...
	<hr/>
Total : 4235	...
	<hr/>
Total : (g) Capital Account of Social Welfare and Nutrition	...
	<hr/>

NO. 12

DURING AND TO END OF THE YEAR 1992-93 - Contd
during the year

Plan	Centrally Spon- sored Plan Schemes including NEC, Central Plan and Sub-Plan Schemes	Total	Expenditure to end of the year
(3) Rs.	(4) Rs.	(5) Rs.	(6) Rs.
...	20,00,000
...	96,83,359
...	1,16,83,359
...	1,16,83,359
...	1,16,83,359
1,12,354	...	1,12,354	6,60,319
...	4,16,003
...	4,33,438
15,909	...	15,909	14,53,450
6,73,990	...	6,73,990	1,00,40,777
8,02,253	...	8,02,253	1,30,03,987
8,02,253	...	8,02,253	1,30,03,987
8,02,253	...	8,02,253	1,30,03,987

		STATEMENT
		DETAILED STATEMENT OF CAPITAL EXPENDITURE
<i>Nature of expenditure</i>		Expenditure
		<hr/> Non-Plan
(1)		(2)
		Rs.
B. CAPITAL ACCOUNT OF SOCIAL SERVICES - Concl'd.		
(h) Capital Account of Other Social Services		
4250. Capital Outlay on other Social Services		
800. Other expenditure - Industrial Training Institute		...
		<hr/>
Total : 4250		...
		<hr/>
Total : (h) Capital Account of Other Social Services		...
		<hr/>
TOTAL : B. CAPITAL ACCOUNT OF SOCIAL SERVICES		...
		<hr/>
C. CAPITAL ACCOUNT OF ECONOMIC SERVICES		
(a) Capital Account of Agriculture and Allied Activities		
4401. Capital Outlay on Crop Husbandry		
103. Seeds		7,82,264
104. Agricultural Farms		...
105. Manures and Fertilizers		-1,57,85,897
107. Plant Protection		4,37,736
119. Horticulture and Vegetable Crops		...
190. Investments in Public Sector and Other Undertakings - Investments in Manipur Plantation Crops Corporation Limited		...
800. Other expenditure		4,50,019
901. Deduct - Receipts and Recoveries on Capital Account		...
		<hr/>
Total : 4401		- 1,41,15,878
		<hr/>

NO. 12
DURING AND TO END OF THE YEAR 1992-93 - Contd
during the year

Plan	Centrally Spon- sored Plan Schemes including NEC, Central Plan and Sub-Plan Schemes	Total	Expenditure to end of the year
(3) Rs.	(4) Rs.	(5) Rs.	(6) Rs.
12,29,346	...	12,29,346	75,83,522
12,29,346	...	12,29,346	75,83,522
12,29,346	...	12,29,346	75,83,522
14,98,67,165	2,56,29,527	17,54,96,692	2,73,23,18,839
...	...	7,82,264	3,19,65,672
...	3,46,92,658
...	...	'A' - 1,57,85,897	6,60,46,903
...	...	4,37,736	1,13,72,001
...	29,78,528
...	34,00,000
15,02,089	...	19,52,018	67,43,730
...	- 5,94,11,762
15,02,089	...	- 1,26,13,789	9,77,87,730

'A' Recoveries being more than actual expenditure

		STATEMENT DETAILED STATEMENT OF CAPITAL EXPENDITURE Expenditure
Nature of expenditure		Non-Plan
(1)		(2) Rs.
C. CAPITAL ACCOUNT OF ECONOMIC SERVICES - Contd.		
(a) Capital Account of Agriculture and Allied Activities - Contd.		
4402. Capital Outlay on Soil and Water Conservation		
102. Soil Conservation		...
800. Other expenditure		...
Total : 4402		...
4403. Capital Outlay on Animal Husbandry		
800. Other expenditure		...
Total : 4403		...
4404. Capital Outlay on Dairy Development		
102. Dairy Development Projects		...
800. Other expenditure		...
Total : 4404		...
4405. Capital Outlay on Fisheries		
101. Inland Fisheries		...
800. Other expenditure		...
Total : 4405		...
4406. Capital Outlay on Forestry and Wild Life		
02. Environmental Forestry and Wild Life		
112. Public Gardens		...
800. Other expenditure		...
Deduct Recovery		...
Total : 02. Environmental Forestry and Wild Life		...
Total : 4406		...

NO. 12

DURING AND TO END OF THE YEAR 1992-93 - Contd
during the year

Plan	Centrally Spon- sored Plan Schemes including NEC, Central Plan and Sub-Plan Schemes	Total	Expenditure to end of the year
(3)	(4)	(5)	(6)
Rs.	Rs.	Rs.	Rs.
...	1,54,75,917
3,29,59,231	...	3,29,59,231	16,51,59,203
<hr/>	<hr/>	<hr/>	<hr/>
3,29,59,231	...	3,29,59,231	18,06,35,120
<hr/>	<hr/>	<hr/>	<hr/>
7,90,367	10,00,000	17,90,367	4,90,64,320
<hr/>	<hr/>	<hr/>	<hr/>
7,90,367	10,00,000	17,90,367	4,90,64,320
<hr/>	<hr/>	<hr/>	<hr/>
...	90,27,768
...	8,48,502
<hr/>	<hr/>	<hr/>	<hr/>
...	98,76,270
<hr/>	<hr/>	<hr/>	<hr/>
19,40,492	...	19,40,492	1,14,94,869
...	1,08,77,029
<hr/>	<hr/>	<hr/>	<hr/>
19,40,492	...	19,40,492	2,23,71,898
<hr/>	<hr/>	<hr/>	<hr/>
...	4,46,301
...	2,96,078
...	- 525
<hr/>	<hr/>	<hr/>	<hr/>
...	7,41,854
<hr/>	<hr/>	<hr/>	<hr/>
...	7,41,854
<hr/>	<hr/>	<hr/>	<hr/>

STATEMENT

DETAILED STATEMENT OF CAPITAL EXPENDITURE

Nature of expenditure *Expenditure*

Non-Plan

	(1)		(2)
			Rs.
C. CAPITAL ACCOUNT OF ECONOMIC SERVICES - Contd.			
(a) Capital Account of Agriculture and Allied Activities - Contd.			
4408. Capital Outlay on Food Storage and Warehousing			
01. Food			
101. Procurement and Supply			3,77,69,826
800. Other expenditure			9,31,020
Deduct Recoveries		-	3,35,36,948 'A'
Total : 01. Food			51,63,898
02. Storage and Warehousing			
101. Rural Godown Programme			...
800. Other expenditure			...
Deduct Recoveries			...
Total : 02. Storage and Warehousing			...
Total : 4408			51,63,898
4415. Capital Outlay on Agricultural Research and Education			
07. Plantation			
800. Other expenditure			...
Investment in Manipur			
Plantation Crops Corporation Limited			...
Investment in Manipur			
Tribal Development Corporation Limited			...
Total : 07			...
Total : 4415			...

'A' Recoveries being more than actual expenditure

NO. 12
DURING AND TO END OF THE YEAR 1992-93 - Contd
during the year

Plan	Centrally Spon- sored Plan Schemes including NEC, Central Plan and Sub-Plan Schemes	Total	Expenditure to end of the year
(3) Rs.	(4) Rs.	(5) Rs.	(6) Rs.
...	...	3,77,69,826	13,27,27,556
...	...	9,31,020	1,08,78,963
...	...	- 3,35,36,948	- 7,56,05,627
...	...	51,63,898	6,80,00,892
3,77,750	...	3,77,750	47,40,703
...	13,36,915
...	- 4,22,78,902
3,77,750	...	3,77,750	- 3,62,01,284
3,77,750	...	55,41,648	3,17,99,608
...	1,98,00,000
31,58,000	...	31,58,000	1,31,58,000
...	1,40,00,000
31,58,000	...	31,58,000	4,69,58,000
31,58,000	...	31,58,000	4,69,58,000

STATEMENT
DETAILED STATEMENT OF CAPITAL EXPENDITURE

Nature of expenditure **Expenditure**

Non-Plan

(1)	(2) Rs.
C. CAPITAL ACCOUNT OF ECONOMIC SERVICES - Contd.	
(a) Capital Account of Agriculture and Allied Activities - Concl'd.	
4416. Investments in Agricultural, Financial Institutions	
190. Investment in Public Sector and Other Undertakings	...
Investment in Manipur Agro-Industrial Corporation Limited	...
Investment in Manipur State Co-operative Bank Limited	...
Total : 4416	<hr/> ... <hr/>
4425. Capital Outlay on Co-operation	
106. Investments in Multipurpose Rural Co-operatives	...
107. Investments in Credit Co-operatives	...
108. Investments in Other Co-operatives	...
200. Other Investments	...
800. Other expenditure	...
Total : 4425	<hr/> ... <hr/>
Total:(a) Capital Account of Agriculture and Allied Activities	<hr/> - 89,51,980 <hr/>
(b) Capital Account of Rural Development	
4515. Capital Outlay on Other Rural Development Programme	
102. Community Development	...
Total : 4515	<hr/> ... <hr/>
Total:(b) Capital Account of Rural Development	<hr/> ... <hr/>

NO. 12
DURING AND TO END OF THE YEAR 1992-93 - Contd
during the year

Plan	Centrally Spon- sored Plan Schemes including NEC, Central Plan and Sub-Plan Schemes	Total	Expenditure to end of the year
(3) Rs.	(4) Rs.	(5) Rs.	(6) Rs.
3,75,000	...	3,75,000	60,45,000
2,00,000	...	2,00,000	33,25,000
...	2,00,000
<u>5,75,000</u>	<u>...</u>	<u>5,75,000</u>	<u>95,70,000</u>
...	59,42,150	59,42,150	4,69,80,450
...	2,46,87,990
6,72,000	11,33,505	18,05,505	5,82,66,925
...	95,632
68,459	...	68,459	13,92,728
<u>7,40,459</u>	<u>70,75,655</u>	<u>78,16,114</u>	<u>13,14,23,725</u>
<u>4,20,43,388</u>	<u>80,75,655</u>	<u>4,11,67,063</u>	<u>58,02,28,525</u>
...	60,265
...	60,265
...	60,265

STATEMENT
DETAILED STATEMENT OF CAPITAL EXPENDITURE

Nature of expenditure

Expenditure

Non-Plan

(1)	(2) Rs.
C. CAPITAL ACCOUNT OF ECONOMIC SERVICES - Contd.	
(c) Capital Account of Special Areas Programme	
4552. Capital Outlay on North Eastern Areas	
01. Hydel Generation	
005. Investigation	...
03. State Highways	
337. Road Works	...
04. Medium Irrigation Projects	
051. Construction	...
836. Jiri Medium Irrigation Project	...
Refund of Excess Payment	...
Animal Husbandry -	
102. Cattle and Buffalo Development	...
105. Piggery Development	...
106. Other Livestock Development	...
Medical	...
Agriculture	...
Industries	...
800. Other expenditure	...
	<hr/>
Total : 4552	...
	<hr/>
Total:(c) Capital Account of Special Areas Programme	...
	<hr/>
(d) Capital Account of Irrigation and Flood Control	
4701. Capital Outlay on Major and Medium Irrigation	
02. Major Irrigation - Non-Commercial	
051. Construction	...
830. Thoubal Multipurpose River Irrigation Project	...
831. Singda Lift Irrigation Project	...
832. Khuga Irrigation Project	...
Loktak Lift Irrigation Project	...
052. Machinery and Equipment	...
800. Other expenditure	...
	<hr/>
Total : 02. Major Irrigation Non-Commercial	...
	<hr/>

NO. 12

DURING AND TO END OF THE YEAR 1992-93 - Contd.

during the year

Plan	Centrally Spon- sored Plan Schemes including NEC, Central Plan and Sub-Plan Schemes	Total	Expenditure to end of the year
(3) Rs.	(4) Rs.	(5) Rs.	(6) Rs.
...	3,31,002	3,31,002	78,31,002
...	4,28,61,784	4,28,61,784	42,79,93,446
...	14,39,000	14,39,000	15,42,171
...	47,807	47,807	1,59,423
...	- 63,716
...	17,505
...	9,22,320	9,22,320	37,96,732
...	18,20,259	18,20,259	1,21,35,639
...	53,23,611
...	26,10,946
...	4,00,983
...	41,69,851
...	4,74,22,172	4,74,22,172	46,59,17,593
...	4,74,22,172	4,74,22,172	46,59,17,593
...	18,84,40,073
15,62,48,403	...	15,62,48,403	57,96,79,479
2,22,96,473	...	2,22,96,473	26,05,68,364
2,04,91,218	...	2,04,91,218	29,60,94,959
...	28,02,79,076
...	2,38,17,765
...	16,56,73,973
19,90,36,094	...	19,90,36,094	1,79,45,53,689

STATEMENT
DETAILED STATEMENT OF CAPITAL EXPENDITURE
Expenditure

Nature of expenditure

Non-Plan

(1)	(2) Rs.
C. CAPITAL ACCOUNT OF ECONOMIC SERVICES - Contd.	
(d) Capital Account of Irrigation and Flood Control- Contd.	
4701. Total Outlay on Major and Medium Irrigation - Concl'd.	
04. Medium Irrigation - Non-Commercial	
051. Construction	
834. Dollaithabi River Irrigation Project	...
835. Sekmai Barrage	...
Khoupum Dam	...
Iram Siphai Barrage Project	...
Other scheme each costing Rs.25 lakhs and less	...
Deduct Recoveries	...
	<hr/>
Total : 04 Medium Irrigation - Non-Commercial	...
	<hr/>
80. General	
004. Research	...
005. Survey and Investigation	...
052. Machinery and Equipment	...
800. Other expenditure	...
	<hr/>
Total : 80 General	...
	<hr/>
Total : 4701	...
	<hr/>
4702. Capital Outlay on Minor Irrigation	
101. Surface Water	...
800. Other expenditure	...
	<hr/>
Total : 4702	...
	<hr/>
4705. Capital Outlay on Command Area Development	
Command Area Development Programme	...
	<hr/>
Total : 4705	...
	<hr/>

NO. 12

DURING AND TO END OF THE YEAR 1992-93 - Contd.
during the year

Plan	Centrally Spon- sored Plan Schemes including NEC, Central Plan and Sub-Plan Schemes	Total	Expenditure to end of the year
(3) Rs.	(4) Rs.	(5) Rs.	(6) Rs.
...	6,69,44,065
40,10,434	...	40,10,434	10,42,82,816
...	2,69,90,166
...	6,25,67,933
...	1,60,59,387
...	- 30,27,893
<hr/> 40,10,434	<hr/> ...	<hr/> 40,10,434	<hr/> 27,38,16,474
16,80,970	...	16,80,970	37,56,623
62,87,712	...	62,87,712	7,63,30,480
...	1,31,944
...	18,95,283
<hr/> 79,68,682	<hr/> ...	<hr/> 79,68,682	<hr/> 8,21,14,330
<hr/> 21,10,15,210	<hr/> ...	<hr/> 21,10,15,210	<hr/> 2,15,04,84,493
...	13,08,39,124
...	3,37,15,266
<hr/> ...	<hr/> ...	<hr/> ...	<hr/> 16,45,54,390
...	13,60,891
<hr/> ...	<hr/> ...	<hr/> ...	<hr/> 13,60,891

STATEMENT
DETAILED STATEMENT OF CAPITAL EXPENDITURE
Expenditure

Nature of expenditure

Non-Plan

(1)	(2) Rs.
C. CAPITAL ACCOUNT OF ECONOMIC SERVICES - Contd.	
(d) Capital Account of Irrigation and Flood Control- Concl'd.	
4711. Capital Outlay on Flood Control Projects	
01. Flood Control	
103. Civil Works	...
800. Other expenditure	...
Embarkment Project Works	...
Flood Control Projects in Valley	...
Flood control Projects in Hills	...
Other schemes each costing Rs.25 lakhs and less	...
Others	...
	...
Total : 01. Flood control	...
	...
Total : 4711	...
	...
Total:(d) Capital Account of Irrigation and Flood Control	
	...
(e) Capital Account of Energy	
4801. Capital Outlay on Power Projects	
01. Hydel Generation	
001. Direction and Administration	...
052. Machinery and Equipment	...
799. Suspense	
Hydel Schemes	...
Survey and Investigation	...
Lokchao Hydel Schemes	...
Leimakhong Stage II	...
Leimakhong stage III	...
Leimakhong Hydel Electric Project	...
Booning Micro Hydel Scheme	...
Booning Hydel Project	...
Keithelmanbi Hydel Project	...
Gelnel Hydel Project	...
Tuivai Hydro Project	...
Loktak Down Stream Development Project	...

NO. 12

DURING AND TO END OF THE YEAR 1992-93 - Contd.
during the year

Plan	Centrally Spon- sored Plan Schemes including NEC, Central Plan and Sub-Plan Schemes	Total	Expenditure to end of the year
(3) Rs.	(4) Rs.	(5) Rs.	(6) Rs.
1,84,79,902	...	1,84,79,902	9,95,82,640
...	- 12,77,257
...	3,87,56,573
...	7,73,06,383
...	36,44,444
...	24,91,243
...	91,90,113
<hr/> 1,84,79,902	<hr/> ...	<hr/> 1,84,79,902	<hr/> 22,96,94,139
<hr/> 1,84,79,902	<hr/> ...	<hr/> 1,84,79,902	<hr/> 22,96,94,139
<hr/> 22,94,95,112	<hr/> ...	<hr/> 22,94,95,112	<hr/> 2,54,60,93,913
59,80,991	...	59,80,991	59,80,991
...	1,09,986
...	47,896
...	25,62,420
...	1,84,73,207
...	81,30,438
...	2,11,84,247
- 1,52,783	...	- 1,52,783	'A' 35,83,795
...	1,83,02,531
4,68,573	...	4,68,573	30,30,657
...	85,577
5,08,050	...	5,08,050	1,43,35,560
...	1,93,347
10,62,138	...	10,62,138	20,11,478

'A' Recoveries being more than actual expenditure

**STATEMENT
DETAILED STATEMENT OF CAPITAL EXPENDITURE**

Nature of expenditure

Expenditure

Non-Plan

(1)	(2) Rs.
C. CAPITAL ACCOUNT OF ECONOMIC SERVICES - Contd.	
(e) Capital Account of Energy - Contd.	
4801. Capital Outlay on Power Projects - Contd.	
Maklang Hydel Project in lieu of Keithelmanbi	...
Nungsankhong	...
Minimum Needs Programmes	...
Other Schemes each costing Rs.25 lakhs and less	...
Other expenditure	...
	<hr/>
Total : 01 Hydel Generation	...
	<hr/>
02. Thermal Power Generation	
799. Suspense	
Electricity Schemes in Manipur Pre-1974-75 Outlay not allocated	...
04. Diesel/Gas Power Generation	
137. Direction and Administration	
799. Suspense	
Segmentation of Diesel Power Systems	...
Diesel Generation Schemes in Manipur	...
800. Other expenditure	
Installation of 2 MW Diesel Generating Sets at Imphal	...
Augmentation of Diesel Power House at Districts	...
	<hr/>
Total : 04 Diesel/Gas Power Generation	...
	<hr/>
05. Transmission and Distribution	
001. Direction and Administration	
799. Suspense	
Inter State Transmission Schemes	...
Building Projects	...
Installation of 2 x 315 MVA, 33/11 KVS/S	...
Augmentation of existing 38/11 KVS/S	...
Normal Development Works and Transmission and Distribution	...
Yurembam Augmentation-by 20 MVA and Repair	...
Ningthoukhong 2 x 12.5 MVA/132 KV System	...
Yaingangpokpi 2 x 20 MVA/132 KV System	...
Kakching 1 x 20 MVA//132 KV System	...
Senapati/Churachandpur 132 KV System	...
33 KV Sub-Station Transmission System	...
Distribution System	...
System Improvement Schemes	...
132/33 KV Supply System at Jiribam	...

NO. 12

DURING AND TO END OF THE YEAR 1992-93 - Contd.
during the year

Plan	Centrally Spon- sored Plan Schemes including NEC, Central Plan and Sub-Plan Schemes	Total	Expenditure to end of the year
(3) Rs.	(4) Rs.	(5) Rs.	(6) Rs.
...	19,64,970
...	2,11,05,254
...	3,45,11,266
...	15,50,503
...	1,13,63,476
<u>78,66,969</u>	<u>...</u>	<u>78,66,969</u>	<u>16,85,27,599</u>
...	2,78,14,531
7,36,480	...	7,36,480	7,36,480
...	77,16,333
...	7,39,08,364
1,28,498	...	1,28,498	1,03,26,066
14,30,909	...	14,30,909	97,50,319
<u>22,95,887</u>	<u>...</u>	<u>22,95,887</u>	<u>10,24,37,562</u>
9,65,33,272	...	9,65,33,272	9,65,33,272
...	18,77,07,779
...	2,410
...	- 1,01,152
...	2,602
...	3,88,32,890
12,43,924	...	12,43,924	1,66,47,148
15,82,301	...	15,82,301	80,56,799
78,51,644	...	78,51,644	8,13,49,641
2,52,44,648	...	2,52,44,648	7,85,58,348
2,17,48,075	...	2,17,48,075	3,42,85,994
3,97,46,624	...	3,97,46,624	15,06,44,619
56,89,035	...	56,89,035	1,48,85,188
87,57,206	...	87,57,206	6,50,83,082
16,41,549	...	16,41,549	16,41,549

STATEMENT
DETAILED STATEMENT OF CAPITAL EXPENDITURE

Nature of expenditure

Expenditure

Non-Plan

(1)	(2) Rs.
C. CAPITAL ACCOUNT OF ECONOMIC SERVICES - Contd.	
(e) Capital Account of Energy - Concl'd.	
4801. Capital Outlay on Power Projects - Concl'd.	
800. Other expenditure	...
Total : 05 Transmission and Distribution	...
06. Rural Electrification	
001. Direction and Administration	...
799. Suspense	
Rural Electrification	...
Other Schemes each costing	
Rs.25 lakhs and less	...
Electrification of villages	...
Intensification of Electrified villages	
800. Other expenditure	...
Minimum Needs Programmes	...
Total : 06 Rural Electrification	...
80. General	
003. Training	...
004. Research and Development	...
800. Other expenditure	...
Total : 80 General	...
Total : 4801	...
Total : (e) Capital Account of Energy	...
(f) Capital Account of Industry and Minerals	
4851. Capital Outlay on Village and Small Industries	
101. Industrial Estates	...
102. Small Scale Industries	...
Other schemes each costing	
Rs.25 lakhs and less	...

NO. 12

DURING AND TO END OF THE YEAR 1992-93 - Contd.
during the year

Plan	Centrally Spon- sored Plan Schemes including NEC, Central Plan and Sub-Plan Schemes	Total	Expenditure to end of the year
(3) Rs.	(4) Rs.	(5) Rs.	(6) Rs.
...	31,97,29,929
<u>21,00,38,278</u>	...	<u>11,62,38,278</u>	<u>1,00,10,06,202</u>
1,61,45,990	...	1,61,45,990	1,61,45,990
20,30,786	...	20,30,786	20,30,786
...	8,72,84,947
1,59,217	...	1,59,217	55,65,943
1,19,78,389	...	1,19,78,389	2,34,04,158
...	85,239
5,60,49,685	...	5,60,49,685	19,75,71,373
<u>8,63,64,067</u>	...	<u>8,63,64,067</u>	<u>42,50,73,570</u>
...	2,18,727
...	10,08,336
...	24,53,916
...	36,80,979
<u>30,65,65,201</u>	...	<u>30,65,65,201</u>	<u>1,82,23,40,443</u>
<u>30,65,65,201</u>	...	<u>30,65,65,201</u>	<u>1,82,23,40,443</u>
...	1,74,33,550
7,27,722	...	7,27,722	53,22,005
...	86,15,177

STATEMENT

DETAILED STATEMENT OF CAPITAL EXPENDITURE

Nature of expenditure **Expenditure**

Non-Plan

(1)	(2) Rs.
C. CAPITAL ACCOUNT OF ECONOMIC SERVICES - Contd.	
<i>(f) Capital Account of Industry and Minerals - Contd.</i>	
4851. Capital Outlay on Village and Small Industries - conclud.	
103. Handloom Industries	
Investments in Manipur Handloom and Handicrafts Corporation	...
Other schemes each costing Rs.25 lakhs and less	...
104. Handicraft Industries	
Other schemes each costing Rs.25 lakhs and less	...
107. Sericulture Industries	...
Other schemes each costing Rs.25 lakhs and less	...
109. Composite Village and Small Industries Co-operatives	...
200. Other Village Industries	...
800. Other expenditure	...
Total : 4851	<hr/> ... <hr/>
4852. Capital Outlay on Iron and Steel Industries	
02. Manufacture	
190. Investment in Public Sector and Other Undertakings - Investment in Manipur Cycle Corporation Limited	...
Total : 4852	<hr/> ... <hr/>
4853. Capital Outlay on Non-Ferrous Mining and Metallurgical Industries	
01. Mineral Exploration and Development	
800. Other expenditure	...
02. Non-Ferrous Metals	
800. Other expenditure	...
Total : 4853	<hr/> ... <hr/>

NO. 12

DURING AND TO END OF THE YEAR 1992-93 - Contd.
during the year

<i>Plan</i>	<i>Centrally Spon- sored Plan Schemes including NEC, Central Plan and Sub-Plan Schemes</i>	<i>Total</i>	<i>Expenditure to end of the year</i>
(3) Rs.	(4) Rs.	(5) Rs.	(6) Rs.
25,00,00	...	25,00,000	1,70,00,000
...	69,24,117
...	4,08,258
...	2,45,84,066
16,68,695	...	16,68,695	61,37,247
...	4,95,000
...	20,950
7,82,470	...	7,82,470	44,86,093
<u>56,78,887</u>	<u>...</u>	<u>56,78,887</u>	<u>8,89,26,463</u>
6,46,000	...	6,46,000	13,11,000
<u>6,46,000</u>	<u>...</u>	<u>6,46,000</u>	<u>13,11,000</u>
3,59,946	...	3,59,946	20,10,456
...	8,38,997
<u>3,59,946</u>	<u>...</u>	<u>3,59,946</u>	<u>32,49,453</u>

STATEMENT
DETAILED STATEMENT OF CAPITAL EXPENDITURE

Nature of expenditure **Expenditure**

Non-Plan

(1)	(2) Rs.
C. CAPITAL ACCOUNT OF ECONOMIC SERVICES - Contd.	
<i>(f) Capital Account of Industry and Minerals - Contd.</i>	
4854. Capital Outlay on Cement and Non-Metallic Mineral Industries	
01. Cement	
190. Investments in Public sector and other undertakings	
Investments in Manipur Cements Limited	...
Total : 4854	<hr/> ... <hr/>
4859. Capital Outlay on Telecommunication and Electronic Industries	
02. Electronics	
190. Investments in Public Sector and other Undertakings - Investments in Manipur Electronics Corporation Limited	...
Total : 4859	<hr/> ... <hr/>
4860. Capital Outlay on Consumer Industries	
01. Textiles	
190. Investments in Public Sector and other Undertakings - Investments in Manipur Spinning Mills Corporation Limited	...
04. Sugar	
004. Research and Development	...
800. Other expenditure	...
Total : 04. Sugar	<hr/> ... <hr/>

NO. 12

DURING AND TO END OF THE YEAR 1992-93 - Contd.
during the year

Plan	Centrally Spon- sored Plan Schemes including NEC, Central Plan and Sub-Plan Schemes	Total	Expenditure to end of the year
(3) Rs.	(4) Rs.	(5) Rs.	(6) Rs.
...	26,85,000
...	26,85,000
10,00,000	...	10,00,000	1,35,00,000
10,00,000	...	10,00,000	1,35,00,000
28,00,000	...	28,00,000	9,16,55,000
...	30,43,703
...	1,20,89,583
28,00,000	...	28,00,000	1,51,33,286

STATEMENT
DETAILED STATEMENT OF CAPITAL EXPENDITURE

Nature of expenditure

Expenditure

Non-Plan

(1)	(2) Rs.
C. CAPITAL ACCOUNT OF ECONOMIC SERVICES - Contd.	
(f) Capital Account of Industry and Minerals - Concl'd.	
4860. Capital Outlay on Consumer Industries - Concl'd.	
60. Others	
600. Others	
Share Contribution to Manipur Cycle Corporation Limited	...
Share Contribution to Manipur Electronic Corporation Limited	...
Sugar Factory	...
Share Contribution to Manipur Cement Factory	...
Share Contribution to Manipur Development and Financial Corporation Limited	...
Distillery Plant	...
Paper Plant	...
Starch and Glucose Projects	...
Mechanical Brick Unit	...
Khandsari Sugar Factory	...
Other Industries	...
Total : 60 Others	...
Total : 4860	...
4885. Other Capital Outlay on Industries and Minerals	
01. Investments in Industrial Financial Institutions	
190. Investments in Public Sector and other undertakings	
Investments in Manipur Industrial Development Corporation Limited	...
Investment in Assam Financial Corporation	...
Total : 01. Investments in Industrial Financial Institutions	...
Total : 4885	...
Total : (f) Capital Account of Industry and Minerals	...

NO. 12

DURING AND TO END OF THE YEAR 1992-93 - Contd.
during the year

Plan	Centrally Spon- sored Plan Schemes including NEC, Central Plan and Sub-Plan Schemes	Total	Expenditure to end of the year
(3) Rs.	(4) Rs.	(5) Rs.	(6) Rs.
...	16,00,000
...	96,88,000
...	64,50,000
...	19,94,000
...	4,95,50,000
...	12,791
...	12,22,249
...	45,862
...	1,000
...	1,98,533
...	2,64,98,374
...	9,72,60,809
28,00,000	...	28,00,000	20,40,49,095
73,75,000	...	73,75,000	2,77,21,000
...	15,33,500
73,75,000	...	73,75,000	2,92,54,500
73,75,000	...	73,75,000	2,92,54,500
1,78,59,833	...	1,78,59,833	34,29,75,511

STATEMENT
DETAILED STATEMENT OF CAPITAL EXPENDITURE

Nature of expenditure **Expenditure**

Non-Plan

(1)	(2) Rs.
C. CAPITAL ACCOUNT OF ECONOMIC SERVICES - Contd.	
(g) Capital Account of Transport	
5054. Capital Outlay on Roads and Bridges	
01. National Highways	
800. Other expenditure	
Roads of Inter State Importance	...
	<hr/>
Total : 01 National Highways	...
	<hr/>
02. Strategic and Border Roads	
337. Road Works	...
800. Other expenditure	...
Border Roads	...
	<hr/>
Total : 02 Strategic and Border Roads	...
	<hr/>
03. State Highways	
052. Machinery and Equipment	...
101. Bridges	...
337. Road Works	...
800. Other expenditure	...
	<hr/>
Total : 03 State Highways	...
	<hr/>
04. District and Other Roads	
800. Other expenditure	...
Deduct Recoveries	...
	<hr/>
Total : 04 District and Other Roads	...
	<hr/>
80. General	
004. Research	...
800. Other expenditure	...
	<hr/>
Total : 80 General	...
	<hr/>
Total : 5054	...
	<hr/>

NO. 12

DURING AND TO END OF THE YEAR 1992-93 - Contd.
during the year

Plan	Centrally Spon- sored Plan Schemes including NEC, Central Plan and Sub-Plan Schemes	Total	Expenditure to end of the year
(3) Rs.	(4) Rs.	(5) Rs.	(6) Rs.
...	2,21,48,449
...	2,21,48,449
...	3,74,11,509
...	17,50,294
...	29,05,32,930
...	32,96,94,733
24,44,839	...	24,44,839	7,24,95,188
38,57,989	...	38,57,989	13,73,02,081
4,41,97,527	...	4,41,97,527	53,06,17,462
...	23,49,70,728
5,05,00,355	...	5,05,00,355	97,53,85,459
7,95,92,158	- 10,17,985	7,85,74,173	1,05,73,11,196
...	- 75
7,95,92,158	- 10,17,985 'A'	7,85,74,173	1,05,73,11,121
21,42,323	...	21,42,323	63,67,994
...	5,46,21,061
21,42,323	...	21,42,323	6,09,89,055
13,22,34,836	- 10,17,985	13,12,16,851	2,44,55,28,817

'A' Recoveries being more than actual expenditure

STATEMENT

DETAILED STATEMENT OF CAPITAL EXPENDITURE

Nature of expenditure **Expenditure**

Non-Plan

(1)	(2)
	Rs.
C. CAPITAL ACCOUNT OF ECONOMIC SERVICES - Contd.	
(g) Capital Account of Transport - Concl'd.	
5055. Capital Outlay on Road Transport	
050. Lands and Buildings	...
102. Acquisition of Fleet	...
103. Workshop facilities	...
190. Investment in Public Sector and other undertakings	
Investment in Manipur State Road Transport Corporation	...
800. Other expenditure	...
	<hr/>
Total : 5055	...
	<hr/>
Total : (g) Capital Account of Transport	...
	<hr/>
(i) Capital Account of Science, Technology and Environment	
5425. Capital Outlay on Other Scientific and Environmental Research	
800. Other expenditure	...
	<hr/>
Total : 5425	...
	<hr/>
Total : (i) Capital Account of Science, Technology and Environment	...
	<hr/>

NO. 12

DURING AND TO END OF THE YEAR 1992-93 - Contd.
during the year

Plan	Centrally Spon- sored Plan Schemes including NEC, Central Plan and Sub-Plan Schemes	Total	Expenditure to end of the year
(3) Rs.	(4) Rs.	(5) Rs.	(6) Rs.
...	1,56,68,610
...	1,81,42,058
...	1,32,500
1,16,00,000	...	1,16,00,000	14,66,35,423
37,25,827	...	37,25,827	37,25,827
<u>1,53,25,827</u>	...	<u>1,53,25,827</u>	<u>18,43,04,418</u>
14,75,60,663	- 10,17,985	14,65,42,678	2,62,98,33,235
...	33,29,491
...	33,29,491
...	33,29,491

STATEMENT
DETAILED STATEMENT OF CAPITAL EXPENDITURE
Nature of expenditure *Expenditure*

Non-Plan

(1)	(2) Rs.
C. CAPITAL ACCOUNT OF ECONOMIC SERVICES - Concl'd.	
(j) Capital Account of General Economic Services	
5452. Capital Outlay on Tourism	
01. Tourist Infrastructure	...
101. Tourist Centre	...
Total : 01 Tourist Infrastructure	
80. General	...
104. Promotion and Publicity	...
800. Other expenditure	...
Total : 80 General	
Total : 5452	
(j) Capital Account of General Services	
...	
TOTAL : C. CAPITAL ACCOUNT OF	
 ECONOMIC SERVICES	
	- 89,51,980
GRAND TOTAL :	
	- 89,51,980

NO. 12

DURING AND TO END OF THE YEAR 1992-93 - Concl'd.
during the year

Plan	Centrally Spon- sored Plan Schemes including NEC, Central Plan and Sub-Plan Schemes	Total	Expenditure to end of the year
(3) Rs.	(4) Rs.	(5) Rs.	(6) Rs.
14,84,643	7,50,000	22,34,643	2,37,64,058
14,84,643	7,50,000	22,34,643	2,37,64,058
...	34,58,845
...	6,00,000	6,00,000	9,02,983
...	6,00,000	6,00,000	43,61,828
14,84,643	13,50,000	28,34,643	2,81,25,886
14,84,643	13,50,000	28,34,643	2,81,25,886
74,50,08,840	5,58,29,842	79,18,86,702	8,41,89,04,862
92,48,17,397	8,14,59,369	99,73,24,786	11,74,85,31,596

STATEMENT

STATEMENT SHOWING DETAILS OF INVESTMENT OF GOVERNMENT IN STATUTORY
ETC. AS ON

Details of

Serial Number	Name of the Concern	Years of Investment	Number of shares/debentures of Government investment to up capital/debentures	
			Type	Number of Shares
(1)	(2)	(3)	(4)	(5)
I. Statutory Corporations				
1.	Assam Financial Corporation	1992-92	Equity shares	16,285
2.	Manipur State Road Transport Corporation	1977-92	Capital Contribution	(a)
		1992-93	-do-	(a)
Total : I. Statutory Corporations				
II. Government Companies				
1.	Manipur Industrial Development Corporation Limited	1969-92 1992-93	Equity shares -do-	6,98,960 (a)
2.	Manipur Spinning Mills Corporation Limited	1973-92 1992-93	-do- -do-	8,88,550 (a)
3.	Manipur Handloom and Handicrafts Development Corporation Limited	1976-92 1992-93	-do- -do-	1,45,000 25,000
4.	Manipur Agro-Industries Corporation Limited	1985-92 1992-93	Capital Contribution -do-	50,750 (a)

(a) No. of Shares, Debentures, Face Values etc. have not been intimated.

NO. 13

**CORPORATIONS, GOVERNMENT COMPANIES, CO-OPERATIVE BANKS AND SOCIETIES
31ST MARCH 1993.**

investment

and percentage the total paid	Face value of each share/ debenture	Amount invested	Amount of dividend declared/interest received and credited to Government during the year	Remarks
Percentage				
(6)	(7)	(8) Rs.	(9) Rs.	(10)
10.22	100	16,28,500	(a)	
Total :		16,28,500		
(a)	(a)	13,50,35,423		
(a)	(a)	1,16,00,000	(a)	
Total :		14,66,35,423		
		14,82,63,923		
100	100	6,98,96,000		
(a)	(a)	73,75,000	(a)	
Total :		7,72,71,000		
100	100	8,88,55,000		
(a)	(a)	28,00,000	(a)	
Total :		9,16,55,000		
100	100	1,45,00,000		
100	100	25,00,000	(a)	
Total :		1,70,00,000		
24.88	100	50,75,000		
(a)	(a)	2,00,000	(a)	
Total :		52,75,000		

(a) No. of Shares, Debentures, Face Values etc. have not been intimated.

STATEMENT

STATEMENT SHOWING DETAILS OF INVESTMENT OF GOVERNMENT IN STATUTORY
ETC. AS ON

Details of

Serial Number	Name of the Concern	Years of Investment	Number of shares/debentures of Government investment to up capital/debentures	
			Type	Number of Shares
(1)	(2)	(3)	(4)	(5)
II. Government Companies - Concl'd.				
5.	Manipur Plantation Crops Corporation Limited	1985-92 1992-93	-do- -do-	2,52,000 (a)
6.	Manipur Tribal Development Corporation Limited	1985-92	-do-	(a)
7.	Manipur Cycle Corporation Limited	1985-92 1992-93	Capital Contribution -do-	(a) (a)
8.	Manipur Electronics Corporation Limited	1985-92 1992-93	Equity shares -do-	2,21,880 (a)
9.	Manipur Film Development Corporation Limited	1986-92	-do-	(a)
10.	Manipur Cement Corporation Limited	1987-92	Capital Contribution	(a)
Total : II. Government Companies				

(a) No. of Shares, Debentures, Face Values etc. have not been intimated.

NO. 13

CORPORATIONS, GOVERNMENT COMPANIES, CO-OPERATIVE BANKS AND SOCIETIES
31ST MARCH 1993 - Contd.

investment

and percentage the total paid	Face value of each share/ debenture	Amount invested	Amount of dividend declared/interest received and credited to Government during the year	Remarks
Percentage		Rs.	Rs.	
(6)	(7)	(8)	(9)	(10)
22	100	2,52,00,000		
(a)	100	31,58,000	(a)	
Total :		2,83,58,000		
		1,60,00,000	(a)	
Total :		1,60,00,000		
(a)	(a)	22,65,000 ✓		
(a)	(a)	6,46,000	(a)	
Total :		29,11,000		
100	100	2,21,88,000		
(a)	(a)	10,00,000 ✓	1,29,878	
Total :		2,31,88,000	1,29,878	
(a)	(a)	27,00,000	(a)	
Total :		27,00,000		
(a)	(a)	46,79,000	(a)	
Total :		46,79,000		
		26,90,37,000	1,29,878	

(a) No. of Shares, Debentures, Face Values etc. have not been intimated.

STATEMENT

STATEMENT SHOWING DETAILS OF INVESTMENT OF GOVERNMENT IN STATUTORY
ETC. AS ON*Details of*

Serial Number	Name of the Concern	Years of Investment	Number of shares/debentures of Government investment to up capital/debentures	
			Type	Number of Shares
(1)	(2)	(3)	(4)	(5)
III. Co-operative Institutions				
(a) Credit Co-operatives				
1.	Manipur State Co-operative Bank Limited	1957-92	Redeemable	64,000
2.	Imphal Urban Co-operative Bank Limited	1970-92	-do-	16,800
3.	Manipur Rural Bank	1981-92 1992-93	-do- -do-	8,000 (a)
4.	Manipur Women Co-operative Bank Limited	1966-92	-do-	6,100
5.	Large size Agricultural Credit Societies (14) *	1957-92	-do-	10,700
6.	Manipur Industrial Co-operative Bank	1980-92	-do-	(a)

(a) No. of Shares, Debentures, Face Values etc. have not been intimated.

* Figures inside the brackets indicate the number of Societies, Confederations etc.

NO. 13

CORPORATIONS, GOVERNMENT COMPANIES, CO-OPERATIVE BANKS AND SOCIETIES
31ST MARCH 1993 - Contd.

investment

and percentage the total paid	Face value of each share/ debenture	Amount invested	Amount of dividend declared/interest received and credited to Government during the year	Remarks
Percentage				
(6)	(7)	(8) Rs.	(9) Rs.	(10)
44	50	1,45,20,000	(a)	
Total :		1,45,20,000		
18 to 33	50	7,40,000	(a)	
Total :		7,40,000		
(a)	(a)	5,75,000		
(a)	(a)	3,75,000	(a)	
Total :		9,50,000		
39	50	3,05,000	(a)	
Total :		3,05,000		
45	10	1,07,000	(a)	
Total :		1,07,000		
(a)	(a)	2,95,000	(a)	
Total :		2,95,000		

STATEMENT

STATEMENT SHOWING DETAILS OF INVESTMENT OF GOVERNMENT IN STATUTORY
ETC. AS ON

Details of

Serial Number	Name of the Concern	Years of Investment	Number of shares/debentures of Government investment to up capital/debentures	
			Type	Number of Shares
(1)	(2)	(3)	(4)	(5)
III. Co-Operative Institutions - Contd.				
(a) Credit Co-operatives - Concl'd.				
7.	Moirang Primary Co-operative Bank	1972-92	-do-	3,700
8.	Thrift and Credit Co-operative Society	1980-92	-do-	(a)
9.	Lamka Urban Co-operative Bank Limited	1984-92	-do-	(a)
10.	Senapati Primary Co-operative Bank	1990-92	-do-	(a)
11.	Manipur State Land Development Co-operative Bank	1989-92	-do-	(a)
Total : (a) Credit Co-operatives				
(b) Labour Co-operatives				
1.	Labour Contract Societies including Forest Labour Co-operative Societies(112)*	1961-92 1992-93	Redeemable Shares	22,407 (a)
Total : (b) Labour Co-operatives				

(a) No. of Shares, Debentures, Face Values etc. have not been intimated.

* Figures inside the brackets indicate the number of Societies, Confederations etc.

NO. 13

CORPORATIONS, GOVERNMENT COMPANIES, CO-OPERATIVE BANKS AND SOCIETIES
31ST MARCH 1993 - Contd.

investment

and percentage the total paid	Face value of each share/ debenture	Amount invested	Amount of dividend declared/interest received and credited to Government during the year	Remarks
Percentage (6)	(7)	(8) Rs.	(9) Rs.	(10)
8	50	1,65,000	(a)	
Total :		<u>1,65,000</u>		
(a)	(a)	52,000	(a)	
Total :		<u>52,000</u>		
(a)	(a)	1,55,000	(a)	
Total :		<u>1,55,000</u>		
(a)	(a)	20,000	(a)	
Total :		<u>20,000</u>		
(a)	(a)	1,50,000	(a)	
Total :		<u>1,50,000</u>		
		<u>1,74,54,000</u>		
33	10	2,24,070		
(a)		10,000	(a)	
Total :		<u>2,34,070</u>		
		<u>2,34,070</u>		

STATEMENT

STATEMENT SHOWING DETAILS OF INVESTMENT OF GOVERNMENT IN STATUTORY
ETC. AS ON

Details of

Serial Number	Name of the Concern	Years of Investment	Number of shares/debentures of Government investment to up capital/debentures	
			Type (4)	Number of Shares (5)
(1)	(2)	(3)	(4)	(5)
III. Co-operative Institutions - Contd.				
(c) Farming Co-operative				
1.	Joint Co-operative Farming Societies (54) *	1961-92	Redeemable Shares	24,600
		1992-93	-do-	15,500
2.	Poultry Farming Co-operative Societies (20) *	1988-92	-do-	(a)
		1992-93	-do-	(a)
3.	Horticulture Farming Co-operative Societies (13) *	1970-92	-do-	6,800
		1992-93	-do-	100
4.	Seri/Tasar Co-operative Societies (51) *	1987-92	-do-	(a)
		1992-93	-do-	(a)
5.	Piggery Co-operative Societies (16) *	1987-92	-do-	(a)
Total : (c) Farming Co-operatives				
(d) Warehousing and Marketing Co-operatives				
1.	Manipur Wholesale Co-operative Society Limited	1969-92	Redeemable Shares	55,760

(a) No. of Shares, Debentures, Face Values etc. have not been intimated.

* Figures inside the brackets indicate the number of Societies, Confederations etc.

NO. 13

CORPORATIONS, GOVERNMENT COMPANIES, CO-OPERATIVE BANKS AND SOCIETIES
31ST MARCH 1993 - Contd.

investment

and percentage the total paid	Face value of each share/ debenture	Amount invested	Amount of dividend declared/interest received and credited to Government during the year	Remarks
Percentage (6)	(7)	(8) Rs.	(9) Rs.	(10)
70	10	2,46,000		
70	10	20,000	(a)	
Total :		2,66,000		
(a)	(a)	1,90,000		
(a)	(a)	20,000	(a)	
Total :		2,10,000		
81	10	68,000		
81	10	20,000	(a)	
Total :		88,000		
(a)	(a)	8,50,000		
(a)	(a)	1,20,000	(a)	
Total :		9,70,000		
(a)	(a)	1,49,000	(a)	
Total :		1,49,000		
		16,83,000		
62	50	27,88,000	(a)	
Total :		27,88,000		

STATEMENT

STATEMENT SHOWING DETAILS OF INVESTMENT OF GOVERNMENT IN STATUTORY
ETC. AS ON

Details of

Serial Number	Name of the Concern	Years of Investment	Number of shares/debentures of Government investment to up capital/debentures	
			Type (4)	Number of Shares (5)
(1)	(2)	(3)		
III. Co-operative Institutions - Contd.				
(d) Warehousing and Marketing Co-operatives - Concl'd.				
2.	Manipur Apex Marketing Co-operative Society Limited	1957-92 1992-93	-do- -do-	82,460 7,450
3.	Manipur State Handloom Weavers Co-operative Society Limited	1964-92	-do-	13,575
4.	District Supply and Marketing Co-operative Societies (12) *	1957-92 1992-93	-do- -do-	63,134 4,872
5.	Manipur State Apex Co-operative Housing Society	1984-92	-do-	(a)
6.	Housing Co-operative Societies Limited (2) *	1988-92	-do-	(a)
Total : (d) Warehousing and Marketing Co-operatives				

(a) Number of Shares, Debentures, Face Values etc. have not been intimated.

* Figures inside the brackets indicate the number of Societies, Confederations etc.

NO. 13

CORPORATIONS, GOVERNMENT COMPANIES, CO-OPERATIVE BANKS AND SOCIETIES
31ST MARCH 1993 - Contd.

investment

and percentage the total paid	Face value of each share/ debenture	Amount invested	Amount of dividend declared/interest received and credited to Government during the year	Remarks
Percentage (6)	(7)	(8) Rs.	(9) Rs.	(10)
80	50	56,23,000		
80	50	3,00,000	(a)	
Total :		59,23,000		
50	100	15,57,500	(a)	
Total :		15,57,500		
33 (a)	100 100	64,53,430 3,60,000	(a)	
Total :		68,13,430		
(a)	(a)	8,85,000		
		...	602	
Total :		8,85,000	602	
(a)	(a)	1,90,000	(a)	
Total :		1,90,000		
		1,81,56,930	602	

STATEMENT

STATEMENT SHOWING DETAILS OF INVESTMENT OF GOVERNMENT IN STATUTORY
ETC. AS ON

Details of

Serial Number	Name of the Concern	Years of Investment	Number of shares/debentures of Government investment to up capital/debentures	
			Type	Number of Shares
(1)	(2)	(3)	(4)	(5)
III. Co-operative Institutions - Contd.				
(e) Processing Co-operatives				
1.	Manipur Fruit Processing and Cold Storage Co-operative Societies Limited	1974-92	Redeemable Shares	21,350
		1992-93	-do-	...
Total : (e) Processing Co-operatives				
(f) Dairy Co-operatives				
1.	Cattle Breeding/ Dairy Farming/Milk Producers Co-operative Societies (42) *	1976-92	Redeemable Shares	(a)
		1992-93	-do-	(a)
Total : (f) Dairy Co-operatives				
(g) Fisherman's Co-operatives				
1.	Fisheries Co-operative Societies (36) *	1974-92	Redeemable Shares	68,367
		1992-93	-do-	(a)
2.	Manipur State Fishing Co-operative Federation	1988-92	-do-	(a)
Total : (g) Fisherman's Co-operatives				

* Figures inside the brackets indicate the number of Societies, Confederation etc.

(a) Number of Shares, Debentures, Face Values etc. have not been intimated.

NO. 13

CORPORATIONS, GOVERNMENT COMPANIES, CO-OPERATIVE BANKS AND SOCIETIES
31ST MARCH 1993 - Contd.

investment

and percentage the total paid	Face value of each share/ debenture	Amount invested	Amount of dividend declared/interest received and credited to Government during the year	Remarks
Percentage (6)	(7)	(8) Rs.	(9) Rs.	(10)
60	100	23,27,000		
(a)	100	5,13,000	(a)	
Total :		28,40,000		
		28,40,000		
(a)	(a)	7,56,000		
(a)	(a)	10,000	(a)	
Total :		7,66,000		
		7,66,000		
50	10	8,86,670		
(a)	(a)	8,13,505	(a)	
Total :		17,00,175		
(a)	(a)	3,00,000	(a)	
Total :		3,00,000		
		20,00,175		

STATEMENT

STATEMENT SHOWING DETAILS OF INVESTMENT OF GOVERNMENT IN STATUTORY
ETC. AS ON

Details of

Serial Number	Name of the Concern	Years of Investment	Number of shares/debentures of Government investment to up capital/debentures	
			Type	Number of Shares
(1)	(2)	(3)	(4)	(5)
III. Co-operative Institutions - Contd.				
(h) Industrial Co-operatives				
1.	Fruit Preservation Co-operative Societies (2) *	1961-92	Redeemable Shares	4,000
2.	Publishing Co-operative Society	1967-92	-do-	400
3.	Oil Crushing Co-operative Society	1968-92	-do-	(a)
4.	Carpentry Co-operative Societies (5) *	1968-92 1992-93	-do-	(a) (a)
5.	Weavers Co-operative Societies including Primary Weavers Co-operative Societies (2304) *	1986-92 1992-93	-do- -do-	(a) (a)
Total : (h) Industrial Co-operatives				
(i) Consumers Co-operatives				
1.	Consumers Co-operative Societies including Primary Consumer Educated Unemployed Persons, Government Employees Societies (131) *	1961-92	-do-	(a)
Total : (i) Consumers Co-operatives				

* Figures inside the brackets indicate the number of Societies, Confederations etc.
(a) Number of Shares, Debentures, Face Values etc. have not been intimated.

NO. 13

CORPORATIONS, GOVERNMENT COMPANIES, CO-OPERATIVE BANKS AND SOCIETIES
31ST MARCH 1993 - Contd.

investment

and percentage the total paid	Face value of each share/ debenture	Amount invested	Amount of dividend declared/interest received and credited to Government during the year	Remarks
Percentage (6)	(7)	(8) Rs.	(9) Rs.	(10)
34	10	40,000	(a)	
Total :		40,000		
54	50	20,000	(a)	
Total :		20,000		
(a)	(a)	5,500	(a)	
Total :		5,500		
(a)	(a)	73,500		
(a)	(a)	10,000	(a)	
Total :		83,500		
(a)	(a)	1,20,21,000		
(a)	(a)	70,000	(a)	
Total :		1,20,91,000		
		1,22,40,000		
45	5,10,25 & 50	15,63,000	(a)	
Total :		15,63,000		
		15,63,000		

STATEMENT

STATEMENT SHOWING DETAILS OF INVESTMENT OF GOVERNMENT IN STATUTORY
ETC. AS ON

Details of

Serial Number	Name of the Concern	Years of Investment	Number of shares/debentures of Government investment to up capital/debentures	
			Type (4)	Number of Shares (5)
(1)	(2)	(3)	(4)	(5)
III. Co-operative Institutions - Contd.				
(j) Other Co-operatives				
1.	Services Co-operative Societies (281) *	1961-92	Redeemable Shares	(a)
2.	Transport Co-operative Societies including Association/Auto Rickshaw/Taxi (14) *	1967-92	-do-	(a)
3.	Ex-Servicemen's Societies (2) *	1970-92	-do-	(a)
4.	G.P.L/M.P.C.S./ L.A.M.P.S./F.S.S./ M.P.Co-operative Societies (172) *	1970-92	-do-	(a)
5.	Manipur Tribal Development Co-operative Corporation Limited	1985-92	-do-	(a)
6.	Integrated Co-operative Development Programme (3) *	1988-92 1992-93	-do- -do-	(a) (a)

(a) Number of Shares, Debentures, Face Values etc. have not been intimated.

* Figures inside the brackets indicate the number of Societies, Confederations etc.

NO. 13

CORPORATIONS, GOVERNMENT COMPANIES, CO-OPERATIVE BANKS AND SOCIETIES
31ST MARCH 1993 - Contd.

investment

and percentage the total paid	Face value of each share/ debenture	Amount invested	Amount of dividend declared/interest received and credited to Government during the year	Remarks
Percentage (6)	(7)	(8) Rs.	(9) Rs.	(10)
(a)	(a)	7,90,440	(a)	
Total :		<u>7,90,440</u>		
50	25 & 50	2,95,000	(a)	
Total :		<u>2,95,000</u>		
(a)	(a)	30,600	(a)	
Total :		<u>30,600</u>		
(a)	(a)	3,75,73,800	(a)	
Total :		<u>3,75,73,800</u>		
(a)	(a)	11,40,000	(a)	
Total :		<u>11,40,000</u>		
(a)	(a)	3,18,44,600		
(a)	(a)	54,21,150	(a)	
Total :		<u>3,72,65,750</u>		

STATEMENT

STATEMENT SHOWING DETAILS OF INVESTMENT OF GOVERNMENT IN STATUTORY
ETC. AS ON

Details of

Serial Number	Name of the Concern	Years of Investment	Number of shares/debentures of Government investment to up capital/debentures	
			Type (4)	Number of Shares (5)
(1)	(2)	(3)		
III. Co-operative Institutions - Concl'd.				
(j) Other Co-operatives - Concl'd.				
7.	Blacksmith Plant/ Bamboo/Stone/Chatai/ Leather (6)*	1989-92 1992-93	-do- -do-	(a) (a)
8.	Film Industries	1989-92	-do-	(a)

Total : (j) Other Co-operatives

Total : III Co-operative Institutions

GRAND TOTAL :

* Figures inside the brackets indicate the number of Societies, Confederations etc.
(a) Number of Shares, Debentures, Face Values etc. have not been intimated.

NO. 13

CORPORATIONS, GOVERNMENT COMPANIES, CO-OPERATIVE BANKS AND SOCIETIES
31ST MARCH 1993 - Concl'd.

investment

and percentage the total paid	Face value of each share/ debenture	Amount invested	Amount of dividend declared/interest received and credited to Government during the year	Remarks
Percentage (6)	(7)	(8) Rs.	(9) Rs.	(10)
(a)	(a)	79,000		
(a)	(a)	50,000	(a)	
Total :		1,47,000		
(a)	(a)	5,000	(a)	
Total :		5,000		
		7,72,47,590		
		13,41,89,765	602	
		55,14,90,688	1,30,480	

STATEMENT NO.14

STATEMENT SHOWING THE CAPITAL AND OTHER EXPENDITURE (OTHER THAN ON REVENUE ACCOUNT) TO THE END OF 1992-93 AND THE PRINCIPAL SOURCES FROM WHICH FUNDS WERE PROVIDED FOR THAT EXPENDITURE

Heads	On 1st April 1992 (In crores of (2)	During the year (3)	On 31st March 1993 (In crores of rupees) (4)
(1)			
CAPITAL AND OTHER EXPENDITURE			
CAPITAL EXPENDITURE			
A. Capital Account of General Services			
Capital Outlay on Public Works	56.05	3.03	59.08
Capital Outlay on Other Administrative Services	0.69	(-) 0.04	0.65
Total : A	<u>56.74</u>	<u>2.99</u>	<u>59.73</u>
B. Capital Account of Social Services	<u>2,55.68</u>	<u>17.55</u>	<u>2,73.23</u>
C. Capital Account of Economic Services			
(a) Capital Account of Agricultural and Allied Activities	53.90	4.12	58.02
(b) Capital Account of Rural Development	0.01	...	0.01
(c) Capital Account of Special Areas Programmes	41.84	4.75	46.59
(d) Capital Account of Irrigation and Flood Control	2,31.66	22.95	2,54.61
(e) Capital Account of Energy	1,51.59	30.65	1,82.24
(f) Capital Account of Industry and Minerals	32.51	1.79	34.30
(g) Capital Account of Transport	2,48.33	14.66	2,62.99
(i) Capital Account of Science, Technology and Environment	0.33	...	0.33
(j) Capital Account of General Economic Services	2.53	0.28	2.81
Total : C	<u>7,62.70</u>	<u>79.19</u>	<u>8,41.89</u>
TOTAL : CAPITAL EXPENDITURE	<u>10,75.12</u>	<u>99.73</u>	<u>11,74.85</u>
LOANS AND ADVANCES			
Loans for Education, Art and Culture	0.11	...	0.11
Loans for Water Supply and Sanitation	3.62	0.34	3.96
Loans for Housing	6.14	0.66	6.80
Loans for Urban Development	0.89	...	0.89
Loans for Welfare of Scheduled Castes/Scheduled Tribes and Other Backward Classes	2.02	...	0.02
Loans for Social Security and Welfare	0.35	...	0.35
Loans for Crop Husbandry	1.26	...	1.26
Loans for Animal Husbandry	(a)	...	(a)

(a) Less than one lakh

STATEMENT NO. 14 - Contd.

(1)	(2)	(3)	(4)
CAPITAL AND OTHER EXPENDITURE - CONCLD.			
LOANS AND ADVANCES - CONCLD.			
Loans for Fisheries	0.05	(A)	0.05
Loans for Co-operation	4.09	0.62	4.71
Loans for Rural Development Programmes	0.01	...	0.01
Loans for Village and Small Industries	5.16	0.11	5.27
Loans to Government Servants, etc.	8.81	(-) 1.11	7.70
Miscellaneous Loans	0.08	...	0.08
TOTAL : LOANS AND ADVANCES	30.59	0.62	31.21
TOTAL : CAPITAL AND OTHER EXPENDITURE	11,05.71	100.35	12,06.06 'X'
PRINCIPAL SOURCES OF FUNDS			
Revenue Surplus	...	101.38	...
Public Debts -			
Internal Debt of the State Government			
Market Loans	89.62	12.00	1,01.62
Other Loans	80.29	(-) 11.65	68.64
Loans and Advances from the Central Government	1,84.39	(-) 7.29	1,77.10
Small Savings, Provident Funds, etc.	93.26	21.49	1,14.75
Total : Public Debts	4,47.56	14.55	4,62.11
Other Receipts -			
Reserve Funds	0.98	1.00	1.98
Deposits and Advances	54.27	12.31	66.58
Suspense and Miscellaneous	(-) 55.42	(-) 3.60	(-) 59.02
(Other than amount closed to Government Account and Cash Balances Investment Accounts) Remittances	(-) 25.78	(-) 33.06	(-) 58.84
Total : Other Receipts	(-) 25.95	(-) 23.35	(-) 49.30
TOTAL : DEBT AND OTHER RECEIPTS	4,21.61	(-) 8.80	4,12.81
Deduct - Cash Balance	(-) 54.02	(-) 7.78	(-) 61.80
Deduct - Investments	2.43	...	2.43
NET PROVISION OF FUNDS	4,73.20	(-) 1.02 (a)	4,72.18 'Y'

(a) The difference of Rs.101.37 crores between the total capital and other expenditure and the net provision of funds during the year 1992-93 is explained below :

(In crores of rupees)

Revenue surplus	101.38
Amount adjusted under the Head	
8680-Miscellaneous Govt. Account	(-) 0.01
Total:-	101.37

STATEMENT NO.14 - Concl'd.

The net provision of Funds 'Y' shown in the Statement differs from the net Capital and other expenditure 'X' upto the end of the year by Rs.7,33.88 crores for the reasons explained below :

1. Net Capital Expenditure allocated to the end of 1964-85 to the Territory Section of Accounts	5.69
2. Net effect of balances under debt heads allocated to the end of the 1964-65 to the Territory Section of Account from the books of the Government of India	0.85
3. Net effect of balances under Debt, Deposits and Remittances heads allocated during 1971-72 on dropping from the Central Accounts	3.05
4. Net effect of balances under Public Debt, adopted during 1972-73 on dropping from Central Books	(-)2.62
5. Adjustment of Balances under Suspense	2.78
6. Net effect of Balances under Debt, Deposits and Remittance heads adopted during 1983-84 on dropping from Central Books	2.48
7. Net Revenue Surplus to the end of 1992-93	7,21.65
Total :	<u>7,33.88</u>

PART - II
B - DEBT, CONTINGENCY FUND AND PUBLIC ACCOUNT

DETAILED STATEMENT OF RECEIPTS, DISBURSEMENTS AND BALANCES UNDER HEADS OF

<i>Heads of account</i>	<i>Opening balance on 1st April 1992</i>
(1)	(2) Rs.
PART I - CONSOLIDATED FUND	
(i) Receipt Heads (Revenue Account) (Statement No.11)	
(ii) Expenditure Heads (Revenue Account)	
(iii) Expenditure Heads (Capital Account)	
E. Public Debt	
6003. Internal Debt of the State Government	1,69,91,05,852 (Cr)
6004. Loans and Advances from the Central Government	1,84,38,88,907 (Cr)
Total : E. Public Debt	3,54,29,94,759 (Cr)
F. Loans and Advances	
6202. Loans for Education, Sports, Art and Culture	10,73,190 (Dr)
6215. Loans for Water Supply	3,61,96,701 (Dr)
6216. Loans for Housing	6,13,89,507 (Dr)
6217. Loans for Urban Development	88,68,684 (Dr)
6225. Loans for Welfare of Scheduled Castes, Scheduled Tribes and other Backward Classes	2,39,573 (Dr)
6235. Loans for Social Security and Welfare	34,68,346 (Dr)
6401. Loans for Crop Husbandry	1,25,79,044 (Dr)
6403. Loans for Animal Husbandry	50,000 (Dr)
6405. Loans for Fisheries	5,45,847 (Dr)
6425. Loans for Co-operation	4,08,38,949 (Dr)
6515. Loans for other Rural Development programmes	77,507 (Dr)
6851. Loans for Village and Small Industries	5,16,14,459 (Dr)
7610. Loans to Government Servants, etc.	8,81,50,247 (Dr)
7615. Miscellaneous Loans	8,46,461 (Dr)
Total : F. Loans and Advances	30,59,38,515 (Dr)
Total : PART I - CONSOLIDATED FUND	

NO. 15

ACCOUNT RELATING TO DEBT, CONTINGENCY FUND AND PUBLIC ACCOUNT

<i>Receipts</i>	<i>Disbursements</i>	<i>Closing balance on 31st March 1993</i>
(3) Rs.	(4) Rs.	(5) Rs.
4,80,21,60,130
...	3,78,83,82,008	...
...	99,73,24,786	...
2,90,18,82,750	2,89,84,00,229	1,70,25,88,373 (Cr)
58,10,45,071	65,39,65,341	1,77,09,68,637 (Cr)
<hr/> 3,48,29,27,821 <hr/>	<hr/> 3,55,23,65,570 <hr/>	<hr/> 3,47,35,57,010 (Cr) <hr/>
...	...	10,73,190 (Dr)
...	33,59,132	3,95,55,833 (Dr)
3,06,179	69,00,000	6,79,83,328 (Dr)
...	...	88,68,684 (Dr)
...	...	2,39,573 (Dr)
...	...	34,68,346 (Dr)
...	...	1,25,79,044 (Dr)
...	...	50,000 (Dr)
...	127	5,45,974 (Dr)
16,74,992	79,48,100	4,71,12,057 (Dr)
...	...	77,507 (Dr)
1,39,660	12,02,859	5,26,77,658 (Dr)
1,41,15,127	29,70,400	7,70,05,520 (Dr)
...	...	8,46,461 (Dr)
<hr/> 1,62,35,958 <hr/>	<hr/> 2,23,80,618 <hr/>	<hr/> 31,20,83,175 (Dr) <hr/>
<hr/> 8,30,13,23,909 <hr/>	<hr/> 8,36,04,52,982 <hr/>	

<i>Heads of account</i>	<i>Opening balance on 1st April 1993</i>
(1)	(2) Rs.
PART III - PUBLIC ACCOUNT	
I. Small Savings, Provident Funds, etc.	
(b) Provident Funds	
8005. State Provident Funds	87,65,98,815 (Cr)
(c) Other Accounts	
8011. Insurance and Pension Funds	5,60,68,048 (Cr)
Total : I. Small Savings, Provident Funds, etc.	93,26,66,863 (Cr)
J. Reserve Funds	
(b) Reserve Funds not Bearing Interest	
8226. Depreciation/Renewal Reserve Fund	
101. Depreciation Reserve Funds of Government Commercial Departments/Undertakings	23,98,000 (Cr)
Total : 8226. Depreciation/ Renewal Reserve Fund	23,98,000 (Cr)
8235. General and other Reserve Funds	
111. Calamities relief	74,22,500 (Cr)
Total : 8235. General and other Reserve Funds	74,22,500 (Cr)
Total : (b) Reserve Funds not Bearing Interest	74,22,500 (Cr)
Total : J. Reserve Funds	98,20,500 (Cr)
K. Deposits and Advances	
(a) Deposits Bearing Interest	
8336. Civil Deposits	
800. Other Deposits	2,35,79,948 (Cr)
Total : 8336. Civil Deposits	2,35,79,948 (Cr)
Total : (a) Deposits bearing interest	2,35,79,948 (Cr)

NO. 15 - Contd.

<i>Receipts</i>	<i>Disbursements</i>	<i>Closing balance on 31st March 1993</i>
(3) Rs.	(4) Rs.	(5) Rs.
35,88,28,621	15,20,51,091	1,08,33,76,345 (Cr)
<u>1,44,24,931</u>	<u>63,17,099</u>	<u>6,41,75,880 (Cr)</u>
37,32,53,552	15,83,68,190	1,14,75,52,225 (Cr)
<u>...</u>	<u>...</u>	<u>23,98,000 (Cr)</u>
<u>...</u>	<u>...</u>	<u>23,98,000 (Cr)</u>
<u>1,00,00,000</u>	<u>...</u>	<u>1,74,22,500 (Cr)</u>
<u>1,00,00,000</u>	<u>...</u>	<u>1,74,22,500 (Cr)</u>
<u>1,00,00,000</u>	<u>...</u>	<u>1,74,22,500 (Cr)</u>
<u>1,00,00,000</u>	<u>...</u>	<u>1,98,20,500 (Cr)</u>
<u>...</u>	<u>...</u>	<u>2,35,79,948 (Cr)</u>
<u>...</u>	<u>...</u>	<u>2,35,79,948 (Cr)</u>
<u>...</u>	<u>...</u>	<u>2,35,79,948 (Cr)</u>

Heads of account (1)	Opening balance on 1st April 1992 (2) Rs.
PART III - PUBLIC ACCOUNT - Contd.	
K. Deposits and Advances - Concl'd.	
(b) Deposits Not bearing Interest	
8443. Civil Deposits	
101. Revenue Deposits	10,46,750 (Cr)
103. Security Deposits	3,96,37,853 (Cr)
104. Civil Courts Deposits	2,88,05,375 (Cr)
105. Criminal Courts Deposits	1,677 (Cr)
106. Personal Deposits	45,62,962 (Dr)
108. Public works Deposits	27,61,76,354 (Cr)
109. Forest Deposits	69,39,332 (Cr)
111. Other Departmental Deposits	72,27,735 (Cr)
	<hr/>
Total : 8443 Civil Deposits	35,52,72,114 (Cr)
	<hr/>
8448. Deposits of Local Funds	
120. Other Funds	4,26,269 (Cr)
	<hr/>
Total : 8448. Deposits of Local Funds	4,26,269 (Cr)
	<hr/>
8449. Other Deposits	
120. Miscellaneous Deposits	14,42,22,979 (Cr)
	<hr/>
Total : 8449. Other Deposits	14,42,22,979 (Cr)
	<hr/>
Total : (b) Deposits Not Bearing Interest	49,99,21,362 (Cr)
	<hr/>
(c) Advances	
8550. Civil Advances	
101. Forest Advances	3,60,96,483 (Cr)
102. Revenue Advances	52,499 (Dr)
103. Other Departmental Advances	82,54,850 (Dr)
104. Other Advances	85,71,800 (Dr)
	<hr/>
Total : 8550. Civil Advances	1,92,17,334 (Cr)
	<hr/>
Total : (c) Advances	1,92,17,334 (Cr)
	<hr/>
Total : K. Deposits and Advances	54,27,18,644 (Cr)
	<hr/>

NO. 15 - Contd.

<i>Receipts</i>	<i>Disbursements</i>	<i>Closing balance on 31st March 1993</i>
(3)	(4)	(5)
Rs.	Rs.	Rs.
...	...	10,46,750 (Cr)
2,16,09,248	74,27,059	5,38,20,042 (Cr)
74,72,269	...	3,62,77,644 (Cr)
...	...	1,677 (Cr)
8,29,26,669	5,30,80,986	2,52,82,721 (Cr)
7,81,38,771	4,85,09,545	30,58,05,580 (Cr)
4,248	...	69,43,580 (Cr)
...	...	`A' 72,27,735 (Cr)
<u>19,01,51,205</u>	<u>10,90,17,590</u>	<u>43,64,05,729 (Cr)</u>
7,998	53,803	3,80,464 (Cr)
<u>7,998</u>	<u>53,803</u>	<u>3,80,464 (Cr)</u>
10,18,05,407	6,13,81,374	18,46,47,012 (Cr)
<u>10,18,05,407</u>	<u>6,13,81,374</u>	<u>18,46,47,012 (Cr)</u>
29,19,64,610	17,04,52,767	62,14,33,205 (Cr)
2,39,23,414	2,22,96,319	`B' 3,77,23,578 (Cr)
...	...	52,499 (Dr)
...	...	82,54,850 (Dr)
1,500	21,765	85,92,065 (Dr)
<u>2,39,24,914</u>	<u>2,23,18,084</u>	<u>2,08,24,164 (Cr)</u>
2,39,24,914	2,23,18,084	2,08,24,164 (Cr)
<u>31,58,89,524</u>	<u>19,27,70,851</u>	<u>66,58,37,317 (Cr)</u>

`A' Decrease in the previous years' balance is due to the proforma transferred of Rs.12,36,66,284 during the year.

`B' Adverse balance is under scrutiny.

Heads of account

Opening balance
on 1st April 1992

(1)

(2)

Rs.

PART III - PUBLIC ACCOUNT - Contd.**L. Suspense and Miscellaneous**

(b) Suspense

8658. Suspense Accounts	
101. Pay and Accounts Office Suspense	14,71,83,572 (Dr)
102. Suspense Account (Civil)	13,03,98,261 (Dr)
107. Cash settlement Suspense Account	42,82,61,773 (Dr)
109. Reserve Bank Suspense - Headquarters	10,04,79,965 (Dr)
110. Reserve Bank Suspense - Central Accounts Office	2,01,20,213 (Cr)
111. <u>Departmental Adjusting Account</u>	11,56,49,839 (Dr)
112. Tax Deducted at Source Suspense	3,25,48,692 (Cr)
113. Provident Fund Suspense	2,437 (Cr)
120. Additional Dearness Allowance Deposit Suspense Account	1,02,11,666 (Dr)
123. A.I.S. Officers Group Insurance Scheme	17,09,70,513 (Cr)
126. Broadcasting Receiver Licence Fee Suspense	62,688 (Cr)
129. Material Purchase Settlement Suspense Account	16,56,30,280 (Cr)
Total : 8658. Suspense Account	54,28,50,253 (Dr)
Total : (b) Suspense	54,28,50,253 (Dr)
(c) Other Accounts	
8670. Cheques and Bills	
103. Departmental cheques	96,750 (Dr)
8671. Departmental Balances	
101. Civil	1,08,74,595 (Dr)
8672. Permanent Cash Imprest	
101. Civil	1,58,951 (Dr)
8673. Cash Balance Investment Account	
101. Cash Balance Investment Account	2,43,00,000 (Dr)
Total : (c) Other Accounts	3,54,30,296 (Dr)

NO. 15 - Contd.

Receipts (3) Rs.	Disbursements (4) Rs.	Closing balance on 31st March 1993 (5) Rs.
42,981	4,82,38,748	19,53,79,339 (Dr)
8,283	83,32,626	13,87,22,604 (Dr)
3,40,62,032	6,19,30,377	45,61,30,118 (Dr)
...	(-) 3,16,41,028 `A'	6,88,38,937 (Dr)
10,32,69,863	11,75,85,358	58,04,718 (Cr)
(-) 12,33,94,967 (c)	(-) 8,98,20,486 `A'	14,92,24,320 (Dr)
1,83,47,209	2,23,33,711	2,85,62,190 (Cr)
...	...	2,437 (Cr)
...	...	`B' 1,02,11,666 (Dr)
1,56,52,047	1,08,000	18,65,14,560 (Cr)
...	...	62,688 (Cr)
8,83,00,556	3,28,06,322	22,11,24,514 (Cr)
<u>13,62,88,004</u>	<u>26,10,73,628</u>	<u>66,76,35,877 (Dr)</u>
<u>13,62,88,004</u>	<u>16,98,73,628</u>	<u>57,64,35,877 (Dr)</u>
...	...	`C' 96,750 (Dr)
3,60,86,447	3,86,16,996	1,34,05,144 (Dr)
...	...	1,58,951 (Dr)
60,50,00,000	60,50,00,000	2,43,00,000 (Dr)
<u>64,10,86,447</u>	<u>64,36,16,996</u>	<u>3,79,60,845 (Dr)</u>

`A' Minus figures are due to clearance/adjustment of the previous years balances.

`B' Adverse balance is under scrutiny.

`C' Adopted proforma on 21.1.72 on dropping from Central Account. The balance is under scrutiny.

Heads of account

Opening balance
on 1st April 1992

(1)

(2)

Rs.

PART III - PUBLIC ACCOUNT - Contd.**L. Suspense and Miscellaneous - Concl'd.**

(d) Accounts with Governments of Foreign Countries	
8679. Accounts with Governments of other Countries	
103. Burma	2,63,719 (Dr)
<hr/>	
Total : (d) Accounts with Governments of Foreign Countries	2,63,719 (Dr)
<hr/>	
Total : L (b) + (c) + (d)	57,85,44,268 (Dr)
<hr/>	
(e) Miscellaneous	
8680. Miscellaneous Government Accounts	
102. Writes-off from Heads of Account closing to balance	...
<hr/>	
Total : 8680. Miscellaneous Government Accounts	...
<hr/>	
Total : (e) Miscellaneous	...
<hr/>	
Total : L. Suspense and Miscellaneous	...
<hr/>	

M. Remittances

(a) Money orders and other remittances	
8782. Cash Remittances and adjustments between officers rendering accounts to the same Accounts Officer	
101. Cash Remittances between Treasuries and Currency Chests	8,37,27,230 (Cr)
102. Public Works Remittances	13,83,97,844 (Dr)
103. Forest Remittances	20,16,79,273 (Dr)
105. Reserve Bank of India Remittances	1,81,01,552 (Dr)
<hr/>	
Total : 8782. Cash Remittances, etc.	27,44,51,439 (Dr)
<hr/>	
Total : (a) Money Orders and other remittances	27,44,51,439 (Dr)
<hr/>	

NO. 15 - Contd.

<i>Receipts</i>	<i>Disbursements</i>	<i>Closing balance on 31st March 1993</i>
(3) Rs.	(4) Rs.	(5) Rs.
...	`C' (-) 1,04,039	1,59,680 (Dr)
...	(-) 1,04,039	1,59,680 (Dr)
<u>77,73,74,451</u>	<u>81,33,86,585</u>	<u>61,45,56,402 (Dr)</u>
...	92,000	...
...	92,000	...
...	92,000	...
<u>77,73,74,451</u>	<u>81,34,78,585</u>	...
27,96,54,383	33,28,32,934	3,05,48,679 (Cr)
1,46,18,29,324	1,71,96,82,530	39,62,51,050 (Dr)
10,61,05,507	12,16,59,926	21,72,33,692 (Dr)
`C' (-) 81,43,845	`C' (-) 37,25,466	2,25,19,931 (Dr)
<u>1,83,94,45,369</u>	<u>2,17,04,49,924</u>	<u>60,54,55,994 (Dr)</u>
<u>1,83,94,45,369</u>	<u>2,17,04,49,924</u>	<u>60,54,55,994 (Dr)</u>

`C' Minus figures are due to clearance/adjustment of the previous years balances.

<i>Heads of account</i>	<i>Opening balance on 1st April 1992</i>
(1)	(2) Rs.
PART III - PUBLIC ACCOUNT - Concl'd.	
M. Remittances - Concl'd.	
(b) Inter Government Adjustment Accounts	
8786. Adjusting Account between Central and State Governments	1,76,08,174 (Cr)
8793. Inter State Suspense Account	9,79,352 (Dr)
	<hr/>
Total : (b) Inter Government Adjustment Accounts	1,66,28,822 (Cr)
	<hr/>
Total : M. Remittances	25,78,22,617 (Dr)
	<hr/>
Total : PART III - PUBLIC ACCOUNT (Receipts and Disbursements)	...
	<hr/>
Total : PART I and III Receipts and Disbursements	...
	<hr/>
N. Cash Balance	
8999. Cash Balance (opening)	
101. Cash in Treasuries	
102. Deposits with Reserve Bank	
Total :	
8999. Cash Balance (Closing)	
101. Cash in Treasuries	
102. Deposits with Reserve Bank	
Total :	
GRAND TOTAL :	

NO. 15 - .Concl'd.

Receipts	Disbursements	Closing balance on 31st March 1993
(3) Rs.	(4) Rs.	(5) Rs.
...	...	1,76,08,174 (Cr)
7,82,080	3,57,941	5,55,213 (Dr)
<hr/> 7,82,080	<hr/> 3,57,941	<hr/> 1,70,52,961 (Cr)
1,84,02,27,449	2,17,08,07,865	58,84,03,033 (Dr)
<hr/> 3,31,67,44,976	<hr/> 3,33,54,25,491	<hr/> ...
<hr/> 11,61,80,68,885	<hr/> 11,69,58,78,473	<hr/> ...
8,60,59,549		
- 62,63,01,031		
<hr/> - 54,02,41,482		
	8,61,59,562	
	(-)70,42,10,632 'C'	
	<hr/> (-)61,80,51,070	
<hr/> 11,07,78,27,403	<hr/> 11,07,78,27,403	

'C' There was a difference of Rs.14.85 crores (excess in accounts) between the figures reflected in the Accounts (- Rs.70.42 crores) and that intimated by the R.B.I. (-Rs.55.57 crores) for the reasons explained below :

- i) Rs.114.10 crores(Cr) being less adjustment by the Bank in respect of all treasuries during 1971-72 to 1992-93.
- ii) Rs.88.37 crores (Dr) adjusted in excess by the Bank against all treasuries during 1971-72 to 1992-93.
- iii) Rs.3.51 crores (Dr) being the adjustment of shortfall/overdrafts at the end of March, 1993.
- iv) Rs.7.37 crores(Dr) is under scrutiny.

STATEMENT

DETAILED STATEMENT OF DEBT AND OTHER

<i>Description of Debt</i>	<i>Balance as on</i> <i>1st April 1992</i>
(1)	(2)
	Rs.
E. PUBLIC DEBT	
6003. Internal Debt of the State Government	
101. Market Loans	89,61,68,653
103. Loans from the Life Insurance Corporation of India	4,43,34,957
104. Loans from General Insurance Corporation of India	2,82,74,323
105. Loans from the National Bank for Agriculture and Rural Development	96,350
108. Loans from National Co-operative Development Corporation	7,29,28,088
109. Loans from other Institutions	35,52,19,481
110. Ways and Means Advances from the Reserve Bank of India	30,20,84,000
Total : 6003. Internal Debt of the State Government	1,69,91,05,852
6004. Loans and Advances from the Central Government	
<i>01. Non-Plan Loans</i>	
101. Loans to cover gap in resources	30,00,00,000
102. Share of Small Saving Collections	30,69,90,000
201. House Building Advances	55,45,031
Police - Modernisation of police force	39,13,860
Education-National Loan Scholarship Schemes	1,31,980
Crop Husbandry - Manures and Fertilizers	...
Total : 01. Non - Plan Loans	61,65,80,871
<i>02. Loans for State/Union Territory Plan Schemes</i>	
101. Block Loans	23,53,90,725
104. 1984-89 State Plan Loans Consolidated in terms of recommendations of the 9th Finance Commission	33,86,43,813
Total : 02. Loans for State/Union Territory Plan Schemes	57,40,34,538

NO. 16

INTEREST BEARING OBLIGATIONS OF GOVERNMENT

<i>Additions during the year</i>	<i>Discharges during the year</i>	<i>Balance as on 31st March 1993</i>
(3)	(4)	(5)
Rs.	Rs.	Rs.
14,52,40,000	2,52,40,000	1,01,61,68,653
43,00,000	22,40,020	4,63,94,937
...	5,66,668	2,77,07,655
...	...	96,350
1,93,05,650	98,75,800	8,23,57,938
7,44,76,100	71,18,741	42,25,76,840
<u>2,65,85,61,000</u>	<u>2,85,33,59,000</u>	<u>10,72,86,000</u>
<u>2,90,18,82,750</u>	<u>2,89,84,00,229</u>	<u>1,70,25,88,373</u>
...	9,50,00,000	20,50,00,000
2,66,00,000	9,90,000	33,26,00,000
7,50,000	7,50,643	55,44,388
8,65,750	1,77,420	46,02,190
...	...	1,31,980
<u>1,15,00,000</u>	<u>50,00,000</u>	<u>65,00,000</u>
<u>3,97,15,750</u>	<u>10,19,18,063</u>	<u>55,43,78,558</u>
9,92,20,000	74,20,617	32,71,90,108
1,33,78,821	4,24,12,821	30,96,09,813
<u>11,25,98,821</u>	<u>4,98,33,438</u>	<u>63,67,99,921</u>

STATEMENT

<i>Description of Debt</i>	<i>Balance as on</i>
(1)	<i>1st April 1992</i>
	(2)
	Rs.
E. PUBLIC DEBT - Contd.	
6004. Loans and Advances from the Central Government -Contd.	
03. <i>Loans for Central Plan Schemes</i>	
Rehabilitation -	
Repatriates from Burma	82,842
Dry Land Development	17,03,666
Soil and Water Conservation -	
Soil Conservation	7,76,159
Fisheries - Inland Fisheries	1,20,000
Co-operation-Credit Co-operatives	23,33,334
Village and Small Industries -	
102. Small Scale Industries	6,00,000
Other Rural Development Programmes	1,24,267
	<hr/>
Total : 03. <i>Loans for Central Plan Schemes</i>	57,40,268
	<hr/>
04. <i>Loans for Centrally Sponsored Plan Schemes</i>	
Integrated Development of Small and Medium Towns	1,36,82,000
Consumer Co-operation	15,74,000
Flood Control and Drainage -	
Anti Sea Erosion Projects	11,52,000
Co-operation - Assistance to Credit co-operatives	18,33,333
Civil Supplies - Assistance to Consumer Co-operatives in Urban Areas	7,27,300
Transmission and Distribution -	
Inter State Transmission Lines	33,48,560
Village and Small Industries -	
102. Small Scale Industries	36,53,168
103. Handloom Industries	57,95,840
Forestry - Forest Conservation Development and Regeneration	76,08,729
Co-operation -	
108. Loans to Other Co-operatives	1,20,000
Commercial Crops	3,75,000
Roads of Inter State or Economic Importance	91,19,999
National Water Shed Development Project for rainfed areas	...
Total : 04. <i>Loans for Centrally Sponsored Plan Schemes</i>	<hr/> 4,89,89,929 <hr/>

NO. 16 - Contd.

<i>Additions during the year</i> (3) Rs.	<i>Discharges during the year</i> (4) Rs.	<i>Balance as on 31st March 1993</i> (5) Rs.
...	...	82,842
...	1,75,801	15,27,865
3,11,000	59,208	10,27,951
...	40,000	80,000
...	5,83,333	17,50,001
...	50,000	5,50,000
...	15,533	1,08,734
<hr/>	<hr/>	<hr/>
3,11,000	9,23,875	51,27,393
<hr/>	<hr/>	<hr/>
1,03,08,000	1,05,000	2,38,85,000
...	1,62,400	14,11,600
...	64,000	10,88,000
...	2,09,111	16,24,222
...	3,00,456	4,26,844
...	1,76,239	31,72,321
1,37,000	4,42,332	33,47,836
10,00,000	11,59,820	56,36,020
...	7,30,267	68,78,462
6,00,000	...	7,20,000
...	9,375	3,65,625
...	4,08,667	87,11,332
39,97,500	...	39,97,500
<hr/>	<hr/>	<hr/>
1,60,42,500	37,67,667	6,12,64,762
<hr/>	<hr/>	<hr/>

STATEMENT

Description of Debt (1)	Balance as on 1st April 1993 (2) Rs.
E. PUBLIC DEBT - Concl'd.	
6004. Loans and Advances from the Central Government - Concl'd.	
05. Loans for Special Schemes	
101. Schemes of North Eastern Council	3,64,91,837
	<hr/>
Total : 05 Loans for Special Schemes	3,64,91,837
	<hr/>
06. Ways and means Advances	51,00,000
	<hr/>
Total : 06 Ways and Means Advances	51,00,000
	<hr/>
07. Pre 1984-85 loans	
102. National Loan Scholarship Schemes	5,81,572
103. Loans to clear overdrafts advanced during 1982-83 and 1983-84	13,25,80,000
105. Small Savings Loans	81,83,000
107. Pre 1979-80 Consolidated Loans re-consolidated into 30 years loans	17,13,51,406
108. 1979-84 Consolidated Loans	24,41,41,861
109. Rehabilitation of Gold Smiths	1,13,625
	<hr/>
Total : 07. Pre-1984-85 Loans	55,69,51,464
	<hr/>
Total : 6004 - Loans and Advances from the Central Government	1,84,38,88,907
	<hr/>
Total E. PUBLIC DEBT	3,54,29,94,759
	<hr/>
I. SMALL SAVINGS, PROVIDENT FUNDS ETC.	
(b) Provident Funds	
8005. State Provident Funds	
01. Civil	
101. General Provident Fund	87,37,11,734
102. Contributory Provident Fund	9,680
104. All India Services Provident Fund	28,75,890
	<hr/>
Total : 01. Civil	87,65,97,304
	<hr/>
60. Other Provident Funds	
101. Workmen's Contributory Provident Fund	1,511
	<hr/>
Total : 8005. State Provident Funds	87,65,98,815
	<hr/>

NO. 16 - Contd.

<i>Additions during the year</i> (3) Rs.	<i>Discharges during the year</i> (4) Rs.	<i>Balance as on 31st March 1993</i> (5) Rs.
23,77,000	25,16,298	3,63,52,539
<u>23,77,000</u>	<u>25,16,298</u>	<u>3,63,52,539</u>
41,00,00,000	41,00,00,000	51,00,000
<u>41,00,00,000</u>	<u>41,00,00,000</u>	<u>51,00,000</u>
...	...	5,81,572
...	6,62,90,000	6,62,90,000
...	5,81,000	76,02,000
...	75,51,000	16,38,00,406
...	1,05,84,000	23,35,57,861
...	...	1,13,625
<u>...</u>	<u>8,50,06,000</u>	<u>47,19,45,464</u>
58,10,45,071	65,39,65,341	1,77,09,68,637
<u>3,48,29,27,821</u>	<u>3,55,23,65,570</u>	<u>3,47,35,57,010</u>
35,75,04,924	15,18,44,123	1,07,93,72,535
...	...	9,680
13,23,697	2,06,968	39,92,619
<u>35,88,28,621</u>	<u>15,20,51,091</u>	<u>1,08,33,74,834</u>
...	...	1,511
<u>35,88,28,621</u>	<u>15,20,51,091</u>	<u>1,08,33,76,345</u>

STATEMENT

Description of Debt (1)	Balance as on 1st April 1992 (2) Rs.
I. SMALL SAVINGS, PROVIDENT FUNDS ETC -Concl'd.	
(c) Other Accounts	
8011. Insurance and Pension Funds	
107. State Government Employees Group Insurance Scheme	5,60,68,048
	<hr/>
Total : 8011. Insurance and Pension Funds	5,60,68,048
	<hr/>
Total : I. SMALL SAVINGS, PROVIDENT FUNDS ETC.	93,26,66,863
	<hr/>
K. DEPOSITS AND ADVANCES	
(a) Deposits Bearing Interest	
8336. Civil Deposits	
800. Other Deposits	2,35,79,948
	<hr/>
Total : 8336 Civil Deposits	2,35,79,948
	<hr/>
Total : K. DEPOSITS AND ADVANCES	2,35,79,948
	<hr/>
GRAND TOTAL :	4,49,92,41,570
	<hr/>

NO. 16 - Contd.

<i>Additions during the year</i> (3) Rs.	<i>Discharges during the year</i> (4) Rs.	<i>Balance as on 31st March 1993</i> (5) Rs.
<u>1,44,24,931</u>	<u>63,17,099</u>	<u>6,41,75,880</u>
<u>1,44,24,931</u>	<u>63,17,099</u>	<u>6,41,75,880</u>
<u>37,32,53,552</u>	<u>15,83,68,190</u>	<u>1,14,75,52,225</u>
<u>...</u>	<u>...</u>	<u>2,35,79,948</u>
<u>...</u>	<u>...</u>	<u>2,35,79,948</u>
<u>...</u>	<u>...</u>	<u>2,35,79,948</u>
<u>3,85,61,81,373</u>	<u>3,71,07,33,760</u>	<u>4,64,46,89,183</u>

ANNEXURE TO STATE-

DETAILED STATEMENT OF DEBT AND OTHER

Description of Debt (1)	When raised (2)	Balance as on 1st April 1992 (3) Rs.
E. PUBLIC DEBT		
6003. Internal Debt of the State Government		
101. Market Loans		
(a) Market Loans bearing interest		
(i) 6.75 percent Manipur State Development Loan 1992	1980-81	2,52,40,000
(ii) 7 percent Manipur State Development Loan 1993	1981-82	3,05,00,000
(iii) 7.5 percent Manipur State Development Loan 1997	1982-83	3,30,00,000
(iv) 8.75 percent Manipur State Development Loan 2000	1983-84	3,90,00,000
(v) 9 percent Manipur State Development Loan 1999	1984-85	9,09,20,000
(vi) 9.75 percent Manipur State Development Loan 1998	1985-86	7,98,00,000
(vii) 11 percent Manipur State Development Loan 2001	1986-87	7,42,50,000
(viii) 11 percent Manipur State Development Loan 2002	1987-88	7,97,50,000
(ix) 11.5 percent Manipur State Development Loan 2008	1988-89	9,77,00,000
(x) 11.5 percent Manipur State Development Loan 2009	1989-90	11,43,00,000
(xi) 11.5 percent Manipur State Development Loan 2010	1990-91	11,03,00,000
(xii) 11.5 percent Manipur State Development Loan 2011	1991-92	4,54,00,000
(xiii) 12 percent Manipur State Development Loan 2011	1991-92	7,59,00,000
(xiv) 13% Manipur State Development Loan 2007	1992-93	...
Total : Market Loans bearing interest		89,60,60,000
(b) Market Loans not bearing interest		
Manipur State Development Loan		1,08,653
Total : Market Loans not bearing interest		1,08,653
Total : 101		89,61,68,653

MENT NO. 16

INTEREST BEARING OBLIGATIONS OF GOVERNMENT

<i>Additions during the year</i>	<i>Discharges during the year</i>	<i>Balance as on 31st March 1993</i>
(4)	(5)	(6)
Rs.	Rs.	Rs.
...	2,52,40,000	...
...	...	3,05,00,000
...	...	3,30,00,000
...	...	3,90,00,000
...	...	9,09,20,000
...	...	7,98,00,000
...	...	7,42,50,000
...	...	7,97,50,000
...	...	9,77,00,000
...	...	-11,43,00,000
...	...	11,03,00,000
...	...	4,54,00,000
...	...	7,59,00,000
14,52,40,000	...	14,52,40,000
<hr/>	<hr/>	<hr/>
14,52,40,000	2,52,40,000	1,01,60,60,000
<hr/>	<hr/>	<hr/>
...	...	1,08,653
<hr/>	<hr/>	<hr/>
...	...	1,08,653
<hr/>	<hr/>	<hr/>
14,52,40,000	2,52,40,000	1,01,61,68,653
<hr/>	<hr/>	<hr/>

ANNEXURE TO STATE-

Description of Debt (1)	When raised (2)	Balance as on 1st April 1992 (3) Rs.
E. PUBLIC DEBT - Contd.		
6003. Internal Debt of the State Government - Concl'd.		
103. Loans from Life Insurance Corporation of India	1974-93	4,43,34,957
104. Loans from the General Insurance Corporation of India	1984-93	2,82,74,323
105. Loans from the National Bank for Agricultural and Rural Development	1976-93	96,350
108. Loans from the National Co-operative Development Corporation	1973-93	7,29,28,088
109. Loans from other Institutions Loans from the Rural Electrification Corporation	1979-93	35,52,19,481
110. Ways and Means Advances from the Reserve Bank of India		30,20,84,000
Total : 6003 - Internal Debt of the State Government		1,69,91,05,852
6004. Loans and advances from the Central Government		
01. Non Plan Loans		
101. Loans to Cover Gap in Resources	1985-86	6,00,00,000
	1990-91	24,00,00,000
Total : 101		30,00,00,000
102. Share of Small Savings Collection	1984-85	36,00,000
	1985-86	58,90,000
	1986-87	96,00,000

MENT NO. 16 - Contd.

<i>Additions during the year</i>	<i>Discharges during the year</i>	<i>Balance as on 31st March 1993</i>
(4)	(5)	(6)
Rs.	Rs.	Rs.
43,00,000	22,40,020	4,63,94,937
...	5,66,668	2,77,07,655
...	...	96,350
1,93,05,650	98,75,800	8,23,57,938
7,44,76,100	71,18,741	42,25,76,840
<u>2,65,85,61,000</u>	<u>2,85,33,59,000</u>	<u>10,72,86,000</u>
<u>2,90,18,82,750</u>	<u>2,89,84,00,229</u>	<u>1,70,25,88,373</u>
...	1,50,00,000	4,50,00,000
...	8,00,00,000	16,00,00,000
...	<u>9,50,00,000</u>	<u>20,50,00,000</u>
...	2,00,000	34,00,000
...	3,10,000	55,80,000
...	4,80,000	91,20,000

ANNEXURE TO STATE-

Description of Debt (1)	When raised (2)	Balance as on 1st April 1992 (3) Rs.
E. PUBLIC DEBT - Contd.		
6004. Loans and advances from the Central Government - Contd.		
102. Share of Small Savings Collection - Concl'd.	1987-88	96,00,000
	1988-89	1,99,00,000
	1989-90	16,81,00,000
	1990-91	6,63,00,000
	1991-92	2,40,00,000
	1992-93	...
Total : 102		30,69,90,000
201. House Building Advance	1984-85	1,73,993
	1985-86	3,74,548
	1986-87	2,32,195
	1987-88	2,67,900
	1988-89	3,50,000
	1989-90	11,92,794
	1990-91	12,11,315
	1991-92	17,42,286
	1992-93	...
Total : 201		55,45,031
115. Modernisation of Police Force	1984-85	2,72,160
	1985-86	3,83,040
	1986-87	3,89,600
	1987-88	4,23,360
	1988-89	4,43,520
	1989-90	4,63,680
	1990-91	3,84,000
	1991-92	11,54,500
	1992-93	...
Total : 115		39,13,860
Education - National Loan Scholarship Schemes	1984-85	74,660
	1985-86	22,000
	1986-87	35,320
Total :		1,31,980

MENT NO. 16 - Contd.

Additions during the year	Discharges during the year	Balance as on 31st March 1993
(4)	(5)	(6)
Rs.	Rs.	Rs.
...	...	96,00,000
...	...	1,99,00,000
...	...	16,81,00,000
...	...	6,63,00,000
...	...	2,40,00,000
2,66,00,000	...	2,66,00,000
<u>2,66,00,000</u>	<u>9,90,000</u>	<u>33,26,00,000</u>
...	57,998	1,15,995
...	93,636	2,80,912
...	46,440	1,85,755
...	44,650	2,23,250
...	50,000	3,00,000
...	1,49,099	10,43,695
...	1,34,591	10,76,724
...	1,74,229	15,68,057
7,50,000	...	7,50,000
<u>7,50,000</u>	<u>7,50,643</u>	<u>55,44,388</u>
...	15,120	2,57,040
...	20,160	3,62,880
...	19,480	3,70,120
...	20,160	4,03,200
...	20,160	4,23,360
...	20,160	4,43,520
...	16,000	3,68,000
...	46,180	11,08,320
8,65,750	...	8,65,750
<u>8,65,750</u>	<u>1,77,420</u>	<u>46,02,190</u>
...	...	74,660
...	...	22,000
...	...	35,320
...	...	1,31,980

ANNEXURE TO STATE-

Description of Debt (1)	When raised (2)	Balance as on 1st April 1992 (3) Rs.
E. PUBLIC DEBT - Contd.		
6004. Loans and advances from the Central Government - Contd.		
Crop Husbandry		
105. Manures and Fertilizers	1992-93	...
Total :		...
Total : 01		61,65,80,871
02. Loans for State/ Union Territory Plan Schemes		
101. Block Loans	1989-90	4,85,55,000
	1990-91	7,93,36,725
	1991-92	10,74,99,000
	1992-93	...
Total : 101		23,53,90,725
104. 1984-89 State Plan Loans	1989-90	33,86,43,813
Consolidated in terms of recommendations of the 9th Finance Commission		
Total : 02		57,40,34,538
03. Loans for Central Plan Schemes		
Rehabilitation - Rehabili- tation of Repatriates from Burma		
	1985-86	15,642
	1986-87	67,200
Total :		82,842
Dry Land Development		
	1985-86	6,20,400
	1986-87	9,22,666
	1987-88	1,60,600
Total :		17,03,666

MENT NO. 16 - Contd.

<i>Additions during the year</i>	<i>Discharges during the year</i>	<i>Balance as on 31st March 1993</i>
(4)	(5)	(6)
Rs.	Rs.	Rs.
1,15,00,000	50,00,000	65,00,000
<hr/> 1,15,00,000	<hr/> 50,00,000	<hr/> 65,00,000
3,97,15,750	10,19,18,063	55,43,78,558
<hr/> ...	<hr/> 26,98,866	<hr/> 4,58,56,134
...	20,34,275	7,73,02,450
...	26,87,476	10,48,11,524
9,92,20,000	...	9,92,20,000
<hr/> 9,92,20,000	<hr/> 74,20,617	<hr/> 32,71,90,108
1,33,78,821	4,24,12,821	30,96,09,813
<hr/> 11,25,98,821	<hr/> 4,98,33,438	<hr/> 63,67,99,921
...	...	15,642
...	...	67,200
<hr/> ...	<hr/> ...	<hr/> 82,842
...	68,934	5,51,466
...	92,267	8,30,399
...	14,600	1,46,000
<hr/> ...	<hr/> 1,75,801	<hr/> 15,27,865

ANNEXURE TO STATE-

Description of Debt (1)	When raised (2)	Balance as on 1st April 1992 (3) Rs.
K. PUBLIC DEBT - Contd.		
6004. Loans and advances from the Central Government - Contd.		
03. Loans for Central Plan Schemes - Concl'd.		
Other Rural		
Development Programmes	1984-85	1,24,267
Soil and Water Conservation -		
102. Soil Conservation	1987-88	1,12,293
	1988-89	77,599
	1989-90	2,49,600
	1990-91	1,86,667
	1991-92	1,50,000
	1992-93	...
Total :		7,76,159
Co-operation -		
107. Credit Co-operatives	1986-87	23,33,334
Fisheries -		
101. Inland Fisheries	1984-85	1,20,000
Village and Small Industries -		
102. Small Scale Industries	1991-92	6,00,000
Total : 03		57,40,268
04. Loans for Centrally Sponsored Plan Schemes		
Integrated Development of Small and Medium Towns		
	1985-86	11,40,000
	1986-87	9,00,000
	1989-90	47,00,000
	1990-91	54,42,000
	1991-92	15,00,000
	1992-93	...
Total :		1,36,82,000

MENT NO. 16 - Contd.

Additions during the year	Discharges during the year	Balance as on 31st March 1993
(4)	(5)	(6)
Rs.	Rs.	Rs.
...	15,533	1,08,734
...	10,208	1,02,085
...	6,467	71,132
...	19,200	2,30,400
...	13,333	1,73,334
...	10,000	1,40,000
3,11,000	...	3,11,000
<u>3,11,000</u>	<u>59,208</u>	<u>10,27,951</u>
...	5,83,333	17,50,001
...	40,000	80,000
...	50,000	5,50,000
<u>3,11,000</u>	<u>9,23,875</u>	<u>51,27,393</u>
...	60,000	10,80,000
...	45,000	8,55,000
...	...	47,00,000
...	...	54,42,000
...	...	15,00,000
1,03,08,000	...	1,03,08,000
<u>1,03,08,000</u>	<u>1,05,000</u>	<u>2,38,85,000</u>

ANNEXURE TO STATE-

Description of Debt (1)	When raised (2)	Balance as on 1st April 1992 (3) Rs.
E. PUBLIC DEBT - Contd.		
6004. Loans and advances from the Central Government - Contd.		
04. Loans for Centrally sponsored Plan Schemes - Contd.		
Consumer Co-operatives	1986-87	15,74,000
Flood Control and Drainage- Anti-Sea Erosion Projects	1984-85	11,52,000
Co-operation -		
107. Credit Co-operatives	1984-85	1,25,000
	1985-86	1,25,000
	1986-87	1,90,000
	1988-89	8,33,333
	1990-91	5,60,000
Total :		18,33,333
Civil Supplies -		
196. Assistance to Consumer Co-operatives in Urban Areas		
	1987-88	37,500
	1988-89	5,24,800
	1989-90	50,000
	1990-91	1,15,000
Total :		7,27,300
Transmission and Distribution -		
Inter State		
Transmission Lines	1985-86	33,48,560
Village and Small Industries -		
102. Small Scale Industries	1984-85	2,54,166
	1985-86	2,48,998
	1986-87	5,83,335
	1987-88	4,66,668
	1988-89	4,50,000
	1989-90	10,83,334
	1990-91	3,66,667
	1991-92	2,00,000
	1992-93	...
Total :		36,53,168

MENT NO. 16 - Contd.

<i>Additions during the year</i>	<i>Discharges during the year</i>	<i>Balance as on 31st March 1993</i>
(4)	(5)	(6)
Rs.	Rs.	Rs.
...	1,62,400	14,11,600
...	64,000	10,88,000
...	...	1,25,000
...	...	1,25,000
...	38,000	1,52,000
...	1,66,667	6,66,666
...	4,444	5,55,556
...	2,09,111	16,24,222
...	37,500	...
...	2,62,400	2,62,400
...	556	49,444
...	...	1,15,000
...	3,00,456	4,26,844
...	1,76,239	31,72,321
...	50,833	2,03,333
...	41,500	2,07,498
...	83,333	5,00,002
...	58,333	4,08,335
...	50,000	4,00,000
...	1,08,333	9,75,001
...	33,333	3,33,334
...	16,667	1,83,333
1,37,000	...	1,37,000
1,37,000	4,42,332	33,47,836

ANNEXURE TO STATE-

Description of Debt (1)	When raised (2)	Balance as on 1st April 1992 (3) Rs.
E. PUBLIC DEBT - Contd.		
6004. Loans and advances from the Central Government - Contd.		
04. Loans for Centrally Sponsored Plan Schemes - Concl'd.		
103. Handloom Industries	1984-85	9,14,400
	1985-86	9,76,400
	1986-87	5,62,500
	1987-88	13,18,800
	1988-89	14,36,540
	1989-90	2,40,000
	1990-91	3,47,200
	1992-93	...
Total :		<u>57,95,840</u>
Forestry -		
101. Forest Conservation, Development and Regeneration	1984-85	7,99,996
	1985-86	12,49,800
	1986-87	13,06,666
	1987-88	16,11,867
	1988-89	17,30,400
	1989-90	9,10,000
Total :		<u>76,08,729</u>
Roads and Bridges -		
Roads of Inter State or Economic Importance	1984-85	3,96,000
	1985-86	4,56,000
	1988-89	79,999
	1989-90	81,88,000
Total :		<u>91,19,999</u>
National Water Shed Development Project for rainfed areas 1992-93 Co-operation -		
105. Loans to Other Co-operatives	1991-92	1,20,000
	1992-93	...
108. Commercial Crops	1991-92	3,75,000
Total : 04		<u>4,89,89,929</u>

MENT NO. 16 - Contd.

<i>Additions during the year</i>	<i>Discharges during the year</i>	<i>Balance as on 31st March 1993</i>
(4)	(5)	(6)
Rs.	Rs.	Rs.
...	3,04,800	6,09,600
...	2,44,100	7,32,300
...	1,12,500	4,50,000
...	2,19,800	10,99,000
...	2,05,220	12,31,320
...	30,000	2,10,000
...	43,400	3,03,800
10,00,000	...	10,00,000
<u>10,00,000</u>	<u>11,59,820</u>	<u>56,36,020</u>
...	1,00,000	6,99,996
...	1,38,867	11,10,933
...	1,30,667	11,75,999
...	1,46,533	14,65,334
...	1,44,200	15,86,200
...	70,000	8,40,000
<u>...</u>	<u>7,30,267</u>	<u>68,78,462</u>
...	22,000	3,74,000
...	24,000	4,32,000
...	6,667	73,332
...	3,56,000	78,32,000
<u>...</u>	<u>4,08,667</u>	<u>87,11,332</u>
39,97,500	...	39,97,500
...	...	1,20,000
6,00,000	...	6,00,000
...	9,375	3,65,625
<u>1,60,42,500</u>	<u>37,67,667</u>	<u>6,12,64,762</u>

ANNEXURE TO STATE-

Description of Debt (1)	When raised (2)	Balance as on 1st April 1992 (3) Rs.
E. PUBLIC DEBT - Contd.		
6004. Loans and advances from the Central Government - Contd.		
05. Loans for Special Schemes		
101. Schemes of North Eastern Council		
	1984-85	15,31,734
	1985-86	16,18,600
	1986-87	9,45,336
	1987-88	57,75,000
	1988-89	45,03,199
	1989-90	55,55,334
	1990-91	58,79,634
	1991-92	1,06,83,000
	1992-93	...
	Total : 05	3,64,91,837
06. Ways and Means Advances		
	1991-92	51,00,000
	1992-93	...
07. Pre 1984-85 Loans		
102. National Loan Scholarship Schemes		
	Pre 1974	2,29,822
	1974-78	1,86,600
	1979-80	85,000
	1981-82	50,000
	1982-83	30,150
	Total :	5,81,572
103. Loans to clear overdrafts advanced during 1982-83 and 1983-84		
	1982-83	13,25,80,000
105. Small Savings Loans		
	Pre 1979	37,83,000
	1979-80	4,55,000
	1980-81	11,90,000
	1981-82	6,75,000
	1982-83	7,20,000
	1983-84	13,60,000
	Total :	81,83,000

MENT NO. 16 - Contd.

Additions during the year	Discharges during the year	Balance as on 31st March 1993
(4)	(5)	(6)
Rs.	Rs.	Rs.
...	82,067	14,49,667
...	1,78,600	14,40,000
...	94,534	8,50,802
...	5,25,000	52,50,000
...	2,81,450	42,21,749
...	3,27,999	52,27,335
- 31,50,000 'A'	3,14,448	24,15,186
...	7,12,200	99,70,800
55,27,000	...	55,27,000
<u>23,77,000</u>	<u>25,16,298</u>	<u>3,63,52,539</u>
...	...	51,00,000
41,00,00,000	41,00,00,000	...
...	...	2,29,822
...	...	1,86,600
...	...	85,000
...	...	50,000
...	...	30,150
<u>...</u>	<u>...</u>	<u>5,81,572</u>
...	6,62,90,000	6,62,90,000
...	2,91,000	34,92,000
...	35,000	4,20,000
...	85,000	11,05,000
...	45,000	6,30,000
...	45,000	6,75,000
...	80,000	12,80,000
<u>...</u>	<u>5,81,000</u>	<u>76,02,000</u>

'A' Minus figure represents rectification of misclassification.

ANNEXURE TO STATE-

Description of Debt	When raised	Balance as on 1st April 1992
(1)	(2)	(3)
		Rs.
E. PUBLIC DEBT - Concl'd.		
6004. Loans and advances from the Central Government - Concl'd.		
107. Pre 1979-80 Consolidated Loans re-consolidated into 30 years loans	Pre 1979-80	17,13,51,406
108. Pre 1979-84 Consolidated Loans	1983-84	24,41,41,861
109. Rehabilitation of Gold Smiths	Pre 1974	1,13,625
Total : 07		<u>55,69,51,464</u>
Total : 6004 - Loans and Advances from the Central Government		<u>1,84,38,88,907</u>
TOTAL : E. PUBLIC DEBT		<u>3,54,29,94,759</u>

MENT NO. 16 - Concl'd.

<i>Additions during the year</i>	<i>Discharges during the year</i>	<i>Balance as on 31st March 1993</i>
(4)	(5)	(6)
Rs.	Rs.	Rs.
...	75,51,000	16,38,00,406
...	1,05,84,000	23,35,57,861
...	...	1,13,625
...	8,50,06,000	47,19,45,464
58,10,45,071	65,39,65,341	1,77,09,68,637
3,48,29,27,821	3,55,23,65,570	3,47,35,57,010

STATEMENT

DETAILED STATEMENT OF LOANS AND

<i>Heads of Account</i>	<i>Balance on 1st April 1992</i>	<i>Advanced during the year</i>
(1)	(2) Rs.	(3) Rs.
F. LOANS AND ADVANCES		
6202. Loans for Education, Sports, Art and Culture		
202. Secondary Education	4,93,270	...
600. General	5,79,920	...
Total : 6202	<u>10,73,190</u>	<u>...</u>
6215. Loans for Water Supply and Sanitation		
01. Water Supply		
101. Urban Water Supply Programmes	3,61,96,701	33,59,132
Total : 6215	<u>3,61,96,701</u>	<u>33,59,132</u>
6216. Loans for Housing		
80. General		
800. Other Loans	6,13,89,507	69,00,000
Total : 6216	<u>6,13,89,507</u>	<u>69,00,000</u>
6217. Loans for Urban Development		
01. State Capital Development		
191. Loans to Local Bodies, Corporations, etc.	37,08,684	...
800. Other Loans	51,50,000	...
Total : 01. State Capital Development	<u>88,58,684</u>	<u>...</u>
03. Integrated Development of Small and Medium Towns		
800. Other loans	10,000	...
Total : 6217	<u>88,68,684</u>	<u>...</u>

NO. 17

ADVANCES MADE BY GOVERNMENT

<i>Repaid during the year</i>	<i>Balance on 31st March 1993</i>	<i>Interest received and credited to revenue</i>
<i>(4) Rs.</i>	<i>(5) Rs.</i>	<i>(6) Rs.</i>
...	4,93,270	...
...	5,79,920	...
...	10,73,190	...
...	3,95,55,833	...
...	3,95,55,833	...
3,06,179	6,79,83,328	...
3,06,179	6,79,83,328	...
...	37,08,684	...
...	51,50,000	...
...	88,58,684	...
...	10,000	...
...	88,68,684	...

STATEMENT

<i>Heads of Account</i>	<i>Balance on 1st April 1992</i>	<i>Advanced during the year</i>
(1)	(2) <i>Rs.</i>	(3) <i>Rs.</i>
F. LOANS AND ADVANCES - Contd.		
6225. Loans for Welfare of Scheduled Castes, Scheduled Tribes and Other Backward Classes		
03. <i>Welfare of Backward Classes</i>		
800. Other Loans	2,39,573	...
Total : 6225	<u>2,39,573</u>	<u>...</u>
6235. Loans for Social Security and Welfare		
01. <i>Rehabilitation</i>		
140. Rehabilitation of Repatriates from other countries	6,33,974	...
200. Other Relief Measures	9,45,900	...
Total : 01 Rehabilitation	<u>15,79,874</u>	<u>...</u>
02. <i>Social welfare</i>		
103. Women's Welfare	3,33,038	...
60. <i>Other Social Security and Welfare Programmes</i>		
800. Other Loans	15,55,434	...
Total : 6235	<u>34,68,346</u>	<u>...</u>
6401. Loans for Crop Husbandry		
110. Scheme for small and Marginal Farmers and Agricultural labourers	1,07,018	...
119. Horticulture and Vegetable Crops	9,51,332	...
195. Loans to Farming Co-operatives	5,31,197	...
800. Other Loans	1,09,89,497	...
Total : 6401	<u>1,25,79,044</u>	<u>...</u>
6403. Loans for Animal Husbandry		
103. Poultry Development	50,000	...
Total : 6403	<u>50,000</u>	<u>...</u>

NO. 17 - Contd.

Repaid during the year	Balance on 31st March 1993	Interest received and credited to revenue
(4) Rs.	(5) Rs.	(6) Rs.
...	2,39,573	...
...	2,39,573	...
...	6,33,974	...
...	9,45,900	...
...	15,79,874	...
...	3,33,038	...
...	15,55,434	...
...	34,68,346	...
...	1,07,018	...
...	9,51,332	...
...	5,31,197	...
...	1,09,89,497	...
...	1,25,79,044	...
...	50,000	...
...	50,000	...

STATEMENT

Heads of Account	Balance on 1st April 1992	Advanced during the year
(1)	(2) Rs.	(3) Rs.
F. LOANS AND ADVANCES - Contd.		
6405. Loans for Fisheries		
800. Other loans	5,45,847	127
Total : 6405	<u>5,45,847</u>	<u>127</u>
6425. Loans for Co-operation		
106. Loans to Multipurpose Rural Co-operatives	67,49,305	37,92,300
107. Loans to Credit Co-operatives	2,00,91,186	20,00,800
108. Loans to other Co-operatives	11,62,875	21,55,000
190. Loans to Public Sector and other undertakings	1,28,35,583	...
Total : 6425	<u>4,08,38,949</u>	<u>79,48,100</u>
6515. Loans for other Rural Development Programmes		
102. Community Development	77,507	...
Total : 6515	<u>77,507</u>	...
6851. Loans for Village and Small Industries		
102. Small Scale Industries	90,08,664	10,72,859
103. Handloom Industries	2,75,89,115	1,30,000
104. Handicraft Industries	19,10,652	...
107. Sericulture Industries	9,725	...
200. Other Village Industries	1,30,96,303	...
Total : 6851	<u>5,16,14,459</u>	<u>12,02,859</u>
7610. Loans to Government Servants, etc.		
201. House Building Advances	4,45,55,332	20,67,200
202. Advances for purchase of Motor Conveyances	4,30,82,219	8,99,200

NO. 17 - Contd.

<i>Repaid during the year</i>	<i>Balance on 31st March 1993</i>	<i>Interest received and credited to revenue</i>
(4) Rs.	(5) Rs.	(6) Rs.
...	5,45,974	...
...	5,45,974	...
16,74,992	88,46,613	...
...	2,20,91,986	1,20,574
...	33,17,875	16,26,539
...	1,28,35,583	3,65,700
16,74,992	4,71,12,057	21,12,813
...	77,507	...
...	77,507	...
1,16,029	99,65,494	41,439
23,631	2,76,95,484	...
...	19,10,652	...
...	9,725	...
...	1,30,96,303	...
1,39,660	5,26,77,658	41,439
34,89,429	4,31,33,103	64,500
1,06,25,698	3,33,55,721	74,660

STATEMENT

Heads of Account	Balance on 1st April 1992	Advanced during the year
(1)	(2) Rs.	(3) Rs.
F. LOANS AND ADVANCES - Concl'd.		
7610. Loans to Government Servants, etc. - Concl'd.		
203. Advances for purchase of other conveyances	1,84,982	4,000
800. Other Advances	3,27,714	...
Total : 7610	8,81,50,247	29,70,400
7615. Miscellaneous Loans		
200. Miscellaneous Loans	8,46,461	...
Total : 7615	8,46,461	...
TOTAL:F.LOANS AND ADVANCES	30,59,38,515	2,23,80,618

NO. 17 - Concl'd.

Repaid during the year	Balance on 31st March 1993	Interest received and credited to revenue
(4) Rs.	(5) Rs.	(6) Rs.
...	1,88,982	...
...	3,27,714	...
1,41,15,127	7,70,05,520	1,39,160
...	8,46,461	...
...	8,46,461	...
1,62,35,958	31,20,83,175	22,93,412

The details of loans and advances during the year for plan purposes are given below :

Major and Minor Heads of Account	Amount of Loan	
	Plan	Centrally Sponsored Plan Schemes (including NEC, Central Plan and Sub- Plan Schemes)
(1)	(2) Rs.	(3) Rs.
6216. Loans for Housing		
80. General		
800. Other Loans	69,00,000	...
6405. Loans for Fishery		
800. Other Loans	...	127
6425. Loans for Co-operation		
106. Loans to Multipurpose Rural Co-operatives	...	37,92,300
107. Loans for credit co-operatives	...	20,10,800
108. Loans to Other Co-operatives	...	21,55,000
6851. Loans for Village and Small Industries		
102. Small Scale Industries	3,98,359	6,74,500
103. Handloom Industries	...	1,30,000
Total :	72,98,359	87,52,727

STATEMENT

STATEMENT SHOWING DETAILS

Name of the Reserve Fund or Deposit Account (1)	Balance on	
	Cash (2) Rs.	Investment (3) Rs.
J. RESERVE FUNDS		
<i>(b) Reserve Funds not bearing interest</i>		
8226. Depreciation/Renewal Reserve Fund		
101. Depreciation Reserve Funds of Government Commercial Department/Undertakings	23,98,000	...
Total : 8226. Depreciation/Renewal Reserve Funds	23,98,000	...
TOTAL:J. RESERVE FUNDS	23,98,000	...
K. DEPOSITS AND ADVANCES		
<i>(b) Deposits Not Bearing Interest</i>		
8449. Other Deposits		
120. Miscellaneous Deposits	14,42,24,979	...
TOTAL : DEPOSITS AND ADVANCES	14,42,24,979	...
GRAND TOTAL :	14,66,20,979	...

NO. 18

OF EARMARKED BALANCES

1st April, 1992	Balance as on 31st March, 1993		
Total (4) Rs.	Cash (5) Rs.	Investment (6) Rs.	Total (7) Rs.
23,98,000	23,98,000	...	23,98,000
<u>23,98,000</u>	<u>23,98,000</u>	<u>...</u>	<u>23,98,000</u>
<u>23,98,000</u>	<u>23,98,000</u>	<u>...</u>	<u>23,98,000</u>
14,42,22,979	18,46,47,012	...	18,46,47,012
<u>14,42,22,979</u>	<u>18,46,47,012</u>	<u>...</u>	<u>18,46,47,012</u>
<u>16,66,20,979</u>	<u>18,70,45,012</u>	<u>...</u>	<u>18,70,45,012</u>

APPEN-

(Reference : Explanatory Note below

**STATEMENT SHOWING INVESTMENT OF GOVERNMENT AS AT THE END OF 1990-91,
DURING IN**

Type of Concerns	1990-91			
	Number of Concerns	Investment at the end of the year	Dividend/ Interest received during the year	Number of Concerns
1	2	3	4	5
(In lakhs of rupees)				
1. Statutory Corporations	2	12,00,64	...	2
2. Government Companies	10	21,24,08	...	10
3. Co-operative Banks, Societies, etc	3190	9,91,20	...	3312
Total	3202	43,15,92	...	3324

DIX

Statement No. 2 at Page No.28)

1991-92 AND 1992-93 AND THE DIVIDEND/INTEREST RECEIVED THEREFROM THOSE YEARS

1991-92		Number of Concerns	1992-93	
Investment at the end of the year	Dividend/ Interest received during the year		Investment at the end of the year	Dividend/ Interest received during the year
6	7	8	9	10
(In lakhs of rupees)			(In lakhs of rupees)	
13,66.64	...	2	14,82.64
25,13.58	1.20	10	26,90.37	1.30
12,60,77	...	3312	13,41.90	...
51,40.99	1.20	3324	55,14.91	1.30

