



Government of Uttarakhand

FINANCE ACCOUNTS (VOL-I)

2010-2011

GOVERNMENT OF UTTARAKHAND

(I)		
T able of contents		
	Subject	Page (s)
	Volume 1	
▪	Table of contents	I
▪	Certificate of the CAG	III to V
▪	Guide to Finance Accounts (Introduction)	VII toXII
1:	Statement of Financial Position	1 to 2
2:	Statement of Receipts and Disbursements	3 to 4
3:	Statement of Receipts in Consolidated Fund	5 to 10
4:	Statement of Expenditure in Consolidated Fund	11 to 18
	○ By function and nature	
▪	Notes to Accounts	19 to 25
	Annexure-A(i) Substantial Expenditure as "Other Expenditure")	26
	Annexure-A(ii) Substantial Receipts as "Other Receipts")	27
▪	Appendix 1: Cash Flow Statement	i to iii
	Volume 2	
	Part I	
5:	Statement of Progressive Capital Expenditure	31 to 40
6:	Statement of Borrowings and other Liabilities	41 to 45
7:	Statement of Loan and Advances given by the Government	46 to 47
8:	Statement of Grants-in-aid given by the Government	48
9:	Statement of Guarantees given by the Government	49 to 53
10:	Statement of Voted and Charged Expenditure	54-55
	Part II	
11:	Detailed Statement of Revenue and Capital Receipts by minor heads	58 to 87
12:	Detailed Statement of Revenue Expenditure by minor heads	88 to 137
13:	Detailed Statement of Capital Expenditure by minor heads	138 to 232
14:	Detailed Statement of Investments of the Government	233 to 254
15:	Detailed Statement of Borrowings and other Liabilities	255 to 277
16:	Detailed Statement on Loans and Advances given by the Government	278 to 326
17:	Detailed Statement on Sources and Application of funds for expenditure other	327 to 331
18:	Detailed Statement on Contingency Fund and other Public Account	332 to 353
19:	Detailed Statement on Investments of earmarked funds	354 to 359
	Part III: Appendices	
2:	Comparative Expenditure on Salary	iv to xii
3:	Comparative Expenditure on Subsidy	xiii to xxvi
4:	Grants-in-aid (Scheme wise and Institution wise)	xxvii to xxxi
5:	Externally aided projects	xxxii
6:	Plan Scheme expenditure (Central and State Plan Schemes)	xxxiii to xl
7:	Direct Transfer of Funds to implementing agencies	xli to xlviii
8:	Summary of Balances	xlix to lii
9:	Financial results of Irrigation Schemes	liii
10:	Incomplete Capital Works	liv to lxxix
11:	Maintenance Expenditure	lxxx to lxxxii

Certificate of the Comptroller and Auditor General of India

This compilation containing the Finance Accounts of the Government of Uttarakhand for the year ending 31st March, 2011 presents the financial position along with accounts of the receipts and disbursements of the Government for the year. These Accounts are presented in two volumes, Volume I contains the consolidated position of the state of finances and Volume II depicts the accounts in detail. The Appropriation Accounts of the Government for the year for Grants and Charged Appropriations are presented in a separate compilation.

The Finance Accounts have been prepared under my supervision in accordance with the requirements of the Comptroller and Auditor General's (Duties, Powers and Conditions of Service) Act, 1971 read with the provisions of the Uttar Pradesh Re-organization Act, 2000 and have been compiled from the vouchers, challans and initial and subsidiary accounts rendered by the treasuries, offices, and departments responsible for the keeping of such accounts functioning under the control of the Government of Uttarakhand and the statements received from the Reserve Bank of India. Statement No. 9, explanatory note No. 2 to Statement No. 11 and Appendix No. X in this compilation have been prepared directly from the information received from the Government of Uttarakhand/Corporations/Companies/Societies who are responsible to ensure the correctness of such information.

The treasuries, offices, and/or departments functioning under the control of the Government of Uttarakhand are primarily responsible for preparation and correctness of the initial and subsidiary accounts as well as ensuring the regularity of transactions in accordance with the applicable laws, standards, rules and regulations relating to such accounts and transactions. I am responsible for preparation and submission of Annual Accounts to the State Legislature. My responsibility for the preparation of accounts is discharged through the office of the Accountant General (A&E). The audit of these accounts is independently conducted through the office of the Principal Accountant General (Audit) in accordance with the requirements of Articles 149 and 151 of the Constitution of India and the Comptroller and Auditor General's (Duties, Powers and Conditions of Service) Act, 1971, for expressing an opinion on these Accounts based on the results of such audit.

These offices are independent organizations with distinct cadres, separate reporting lines and management structure.

The audit was conducted in accordance with the Auditing Standards generally accepted in India. These Standards require that we plan and perform the audit to obtain reasonable assurance that the accounts are free from material misstatement. An audit includes examination, on a test basis, of evidence relevant to the amounts and disclosures in the financial statements.

On the basis of the information and explanations that my officers required and have obtained, and according to the best of my information as a result of test audit of the accounts and on consideration of explanations given, I certify that, to the best of my knowledge and belief, the Finance Accounts read with the explanatory 'Notes to Accounts' give a true and fair view of the financial position, and the receipts and disbursements of the Government of Uttarakhand for the year 2010-11.

Points of interest arising from study of these accounts as well as test audit conducted during the year or earlier years are contained in my Reports on the Government of Uttarakhand being presented separately for the year ended 31st March, 2011.

(VINOD RAI)
Comptroller and Auditor General of India

Date:

Place:

Guide to the Finance Accounts

A. Broad overview of the Structure of Government Accounts

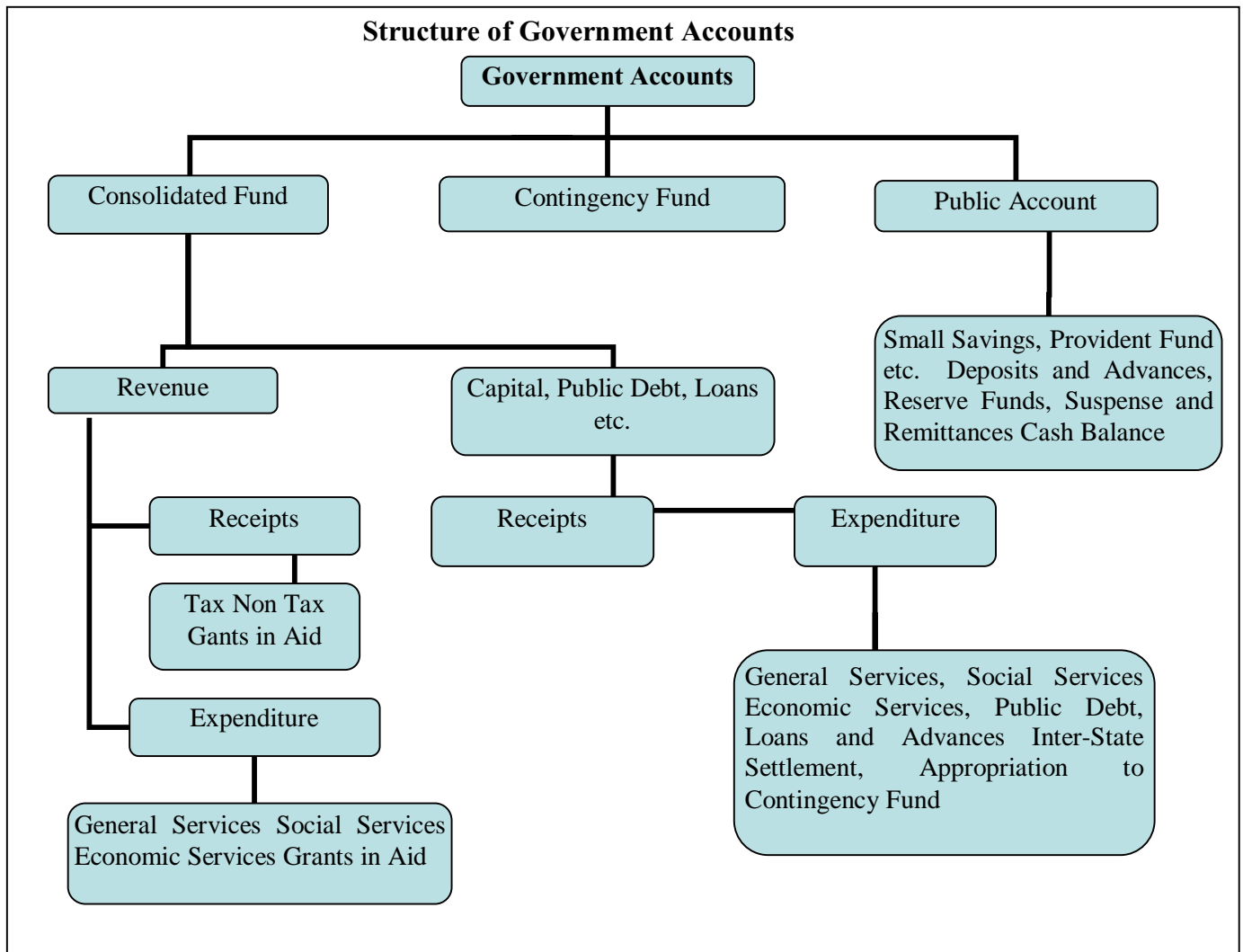
1. The Accounts of the Government are kept in three parts:

Part I: The Consolidated Fund: All Receipts and Expenditure on Revenue and Capital Account, Public Debt and Loans & Advances forms the Consolidated Fund of the State

Part II: The Contingency Fund: Legislature may by law establish a Contingency Fund which is in the nature of an imprest. The Fund is placed at the disposal of the Governor to enable advances to be made for meeting unforeseen expenditure pending authorisation of such expenditure by the State Legislature. The fund is recouped by debiting the expenditure to the concerned functional major head in the Consolidated Fund of the State.

Part III: The Public Account: All other public moneys received by or on behalf of the Government are credited to the Public Account. The expenditure out of this account is not subject to the vote of the Legislature. In respect of the receipts into this account, the Government acts as a banker or trustee. Transactions relating to Debt (other than public debt in Part I), Deposits, Advances, Reserve Funds, Remittances and Suspense form the Public Account.

A.1.1 Pictorial representation of Structure of Government accounts



2. DIVISIONS, SECTIONS, SECTORS etc

The two main divisions of the Accounts in the Consolidated fund are, as depicted in A.1.1 on previous page, 'Revenue and 'Capital, Public Debt, Loans etc.' which are divided into sections 'Receipts' and 'Expenditure'. Within each of the Divisions and Sections of the Consolidated Fund the transactions on the expenditure side are grouped into Sectors such as, "General Services", "Social Services", "Economic Services", under which specific functions or services shall be grouped. The Sectors are sub-divided into subsectors/Major heads of account. Major heads correspond to functions and are further divided into sub major heads (sub functions) and minor heads (programmes) which are depicted in Volume 2 of the Finance Accounts. The classification below minor heads of account i.e. subheads (schemes) and detailed and object heads(objects of expenditure) are not depicted in the Finance Accounts (minor exceptions exist), though some details are included in the appendices.

B. WHAT DO THE STATEMENTS CONTAIN

The Finance Accounts have been divided into two volumes. Volume 1 presents the financial statements of the Government in the form of commonly understood summarised form while the details are presented in Volume 2.

Volume 1 contains the Certificate of the Comptroller and Auditor General of India, four summary statements as given below and Notes to Accounts including accounting policy.

1. Statement of financial position: Cumulative figures of assets and liabilities of the Government, as they stand at the end of the year, are depicted in the statement. The assets are largely financial assets with the figures for progressive capital expenditure denoting physical assets of the Government. Assets, as per the accounting policy, are depicted at historical cost.
2. Statement of receipts and disbursement: This is a summarised statement showing all receipts and disbursements of the Government during the year in all the three parts in which Government account is kept, namely, the consolidated fund, contingency fund and public account. Further within the consolidated fund, receipts and expenditure on revenue and capital account are depicted distinctly.

The fiscal parameters of the Government, i.e. the primary, revenue and fiscal deficit are calculated on the operations of the consolidated fund of the State. Hence the following two statements give the operations of the consolidated fund in a summarised form.

3. Statement of receipts (consolidated fund): This statement comprises revenue and capital receipts and receipts from borrowings of the Government consisting of loans from the GOI, other institutions, market loans raised by the Government and recoveries on account of loans and advances made by the Government.

(IX)

4. Statement of expenditure (consolidated fund): This statement not only gives expenditure by function (activity) but also summarises expenditure by nature of activity (objects of expenditure).

In addition the volume comprises an appendix, Appendix 1, which is an alternate depiction of receipts and disbursements of the Government in the form of a cash flow statement.

The second volume comprises three parts. The **first part contains six statements** as given below:

5. Statement of progressive capital expenditure: This statement details progressive capital expenditure by functions, the aggregate of which is depicted in statement 1.
6. Statement of Borrowings and other liabilities: Borrowings of the Government comprise market loans raised by it (internal debt) and Loans and Advances received from the GOI. Both these together form the public debt of the State Government. In addition, this summary statement depicts 'other liabilities' which are the balances under various sectors in the public account. In respect of the latter, the Government as a trustee or custodian of the funds, hence these constitute liabilities of the Government. The statement also contains a note on service of debt, i.e a note on the quantum of net interest charges met from revenue receipts.
7. Statement of Loans given by the Government: The loans and advances given by the State Government are depicted in statement 1 and recoveries, disbursements feature in statement 2,3 and 4. Here, loans and advances are summarised sector and loanee group wise. This is followed by a note on the recoveries in arrear in respect of loans, the details of which are maintained by the AG office as also by the State departments.
8. Statement of Grants in aid given by the State Government, organised by grantee institutions group wise. It includes a note on grants given in kind also.
9. Statement of Guarantees given by the Government: Guarantees given by the State Government for repayment of loans, etc. raised by Statutory Corporations, Government Companies, Local Bodies and Other institutions during the year and sums guaranteed outstanding as at the end of the year are presented in this statement.
10. Statement of Voted and Charged Expenditure: This statement presents details of voted and charged expenditure of the Government.

(X)

Part II Volume 2: This part contains **9 statements** presenting details of transactions by **minor head** corresponding to statements in Volume 1 and Part 1 of Volume 2.

11. Detailed Statement of Revenue and Capital Receipts by minor heads: This statement presents the revenue and capital receipts of the Government in detail.
12. Detailed Statement of Revenue Expenditure by minor heads: This statement presents the details of revenue expenditure of the Government in detail. Non Plan and Plan figures are depicted separately and a comparison with the figures for the previous year are available.
13. Detailed Statement of Capital Expenditure by minor heads: This statement presents the details of capital expenditure of the Government in detail. Non Plan and Plan figures are depicted separately and a comparison with the figures for the previous year are available. Cumulative capital expenditure upto the end of the year is also depicted.
14. Detailed Statement of Investments of the Government : The position of Government Investment in the share capital and debentures of different concerns is depicted in this statement for the current and previous year. Details include type of shares held, face value, dividend received etc.
15. Detailed Statement of Borrowings and other Liabilities: Details of borrowings (market loans raised by the Government and Loans etc from GOI) by minor heads, the maturity and repayment profile of all loans is provided in this statement. This is the detailed statement corresponding to statement 6 in part 1 volume 2.
16. Detailed Statement on Loans and Advances given by the Government: The details of loans and advances given by the Government, the changes in loan balances, loans written off, interest received on loans etc. is presented in this statement. It also presents plan loans separately. This is the detailed statement corresponding to statement 7 in Part 1 Volume 2.
17. Detailed Statement on Sources and Application of funds for expenditure other than revenue account: The capital and other expenditure (other than on revenue account) and the sources of fund for the expenditure is depicted in this statement.
18. Detailed Statement on Contingency Fund and other Public Account transactions: The statement shows changes in contingency fund during the year, the appropriations to the fund, expenditure, amount recouped etc. It also depicts the transactions in public account in detail.
19. Statement showing details of earmarked balances: This statement shows the details of investment out of reserve funds in Public Account.

(XI)

Part III Volume 2 contains appendices on salaries, subsidies, grants-in-aid scheme wise and institution wise, details of externally aided projects, scheme wise expenditure in respect of major Central Schemes and State Plan Schemes etc. These details are present in the accounts at sub head level or below (i.e. below minor head levels) and so are not depicted in the Finance Accounts. A detailed list may be referred to in the index in Volume 1 or 2. The Statements read with the appendices give a complete picture of the state of finances prevailing in the State Government.

C. READY RECKONER

For a quick reference to what the statements contain, the table below may be referred to. The summary and detail statements in respect of the important parameters is depicted below. The number of appendices depicted below are not exhaustive.

Parameter	Summary Statements (Volume 1)	Detailed Statements (Volume 2)	Appendices
Revenue Receipts (incl Grants received)	2,3	11	
Revenue Expenditure	2,4	12	2 (Salary), 3 (Subsidy)
Grants-In-Aid given by the Government	2	8	4
Capital receipts	2,3	11	
Capital expenditure	1,2,4	5,13,17	
Loans and Advances given by the Government	1,2,7	16	
Debt Position/Borrowings	1,2,6	15	
Investments of the Government in Companies, Corporations etc		14	
Cash	1,2		1,8
Balances in Public Account and investments thereof	1,2	18, 19	
Guarantees		9	
Schemes			5 (Externally Aided Projects), 6,7

C. Book adjustments:

Certain transactions are in the nature of book adjustments and do not represent actual cash transaction, as mentioned below. The specific details are mentioned as 'Notes to Accounts' and as footnotes in the relevant statements.

(i) Adjustment of all deductions (GPF, recoveries of advances given etc) from salaries by debiting functional major heads (department concerned) by book adjustment to revenue receipt (e.g. deductions other than GPF)/Public Account(e.g. GPF)\

(ii) Creation of funds/adjustment of contribution to Funds in Public Account by debit to Consolidated Fund e.g. Calamity Relief Fund, Reserve Funds, Sinking Fund etc.

(iii) Crediting of deposit heads of accounts in public account by debit to Consolidated Fund

(iv) Annual adjustment of interest on GPF and State Government Group Insurance Scheme where interest on General Provident Fund of State Government is adjusted by debiting 2049-Interest and crediting 8009-General Provident Fund.

(v) Certain adjustments such as adjustment of Debt waiver scheme granted by the Government of India in accordance with the recommendation of Finance Commission. It affects both revenue receipts and public debt heads where central loans are written off by crediting 0075-Misc. General Services by contra entry in the Major Head 6004-Loans and Advances from the Central Government.

1: STATEMENT OF FINANCIAL POSITION

(In crore of ₹)

Assets (a)	Reference (Sr.No)		As on 31st	As on 31st
	Notes to Accounts	Statement	March 2011	March 2010
Cash				
(i) Cash in Treasuries and Local Remittances			(-) 5.45	(-) 8.92
(ii) Departmental Balances		18	(-) 2.15	(-) 2.11
(iii) Permanent Imprest		18	(-) 0.87	(-) 0.87
(iv) Cash Balance Investments		18	0.00	0.00
(v) Deposits with Reserve Bank of India (If credit balance include here with minus sign)			3,34.25	(-) 2,27.84
(vi) Investments from Earmarked Funds (b)		18	9,03.62	7,78.65
Capital Expenditure				
(i) Investments in shares of Companies, Corporations etc.		13 & 14	12,95.96	12,40.39
(ii) Other Capital Expenditure		13	1,22,26.98	1,04,27.71
Contingency Fund (un-recouped)		18	5,54.35	84.25
Loans and Advances		16	7,17.90	7,43.09
Advances with departmental officers		18		..
Suspense and Miscellaneous Balances (c)		18	4,25.38	7,56.49
Remittance Balances		18	8,74.34	5,71.43
Cumulative Excess of expenditure over receipts (d)		App- 8 & St 13	57,77.71	52,49.81
Total			2,31,02.02	1,96,12.08

(a) The figures of Assets and liabilities are cumulative. Please also see note 1(ii) in the section "Notes to Accounts"

(b) Investments out of earmarked funds in shares of companies etc are excluded under capital expenditure and included under "Investments from Earmarked Funds"

(c) In this Statement the line item "Suspense and Miscellaneous balances" does not include "Cash Balance Investment Account" which is included separately above, though the latter forms part of this sector elsewhere in these Accounts.

(d) The cumulative excess of receipts over expenditure or expenditure over receipts is different from and not the fiscal / revenue deficit for the current year.

1: STATEMENT OF FINANCIAL POSITION

(In crore of ₹)

Liabilities	Reference (Sr.No)		As on 31st March 2011	As on 31st March 2010
	Notes to Accounts	Statement		
Borrowings (Public Debt)				
(i) Internal Debt		15	1,55,48.50	1,36,57.01
(ii) Loans and Advances from Central Government				
Non-Plan Loans		15	9.25	10.55
Loans for State Plan Schemes		15	3,97.45	3,78.02
Loans for Central Plan Schemes		15	0.04	0.05
Loans for Centrally Sponsored Plan Schemes		15	28.05	29.84
Other loans		15	0.53	0.53
Contingency Fund (corpus)		18	6,00.00	85.00
Liabilities on Public Account				
(i) Small Savings, Provident Funds, etc.		18	38,23.16	29,53.45
(ii) Deposits (#)		18	16,19.79	15,74.21
(iii) Reserve Funds		18	10,75.25	9,23.42
(iv) Remittance Balances				
(v) Suspense and Miscellaneous Balances				
Cumulative excess of receipts over expenditure				
Total			2,31,02.02	1,96,12.08

(#) Deposits include advances .

2. STATEMENT OF RECEIPTS AND DISBURSEMENTS

(In crore of ₹)

Receipts			Disbursements		
	2010-11	2009-10		2010-11	2009-10
Part-I Consolidated Fund					
Section-A: Revenue					
Revenue Receipts	1,16,08.16	94,86.13	Revenue Expenditure	1,16,21.07	1,06,57.47
Tax revenue (raised by the State)	44,05.47	35,59.04	Salaries (a)	47,21.13	43,88.11
Non-tax revenue			Subsidies	43.49	42.45
			Grants-in-aid (b) (c)	15,12.80	15,22.60
Interest receipts	53.76	53.71	General services		
Others	6,24.30	5,78.15	Interest Payment and Service of Debt	16,04.58	13,87.97
Total	6,78.06	6,31.86	Pension	11,41.72	10,47.30
Share of Union Taxes/Duties	24,60.07	15,50.01	Others	3,06.72	2,90.95
			Total	30,53.02	27,26.22
			Social services	11,19.68	9,40.81
			Economic services	7,63.27	7,12.55
Grants from Central Government	40,64.56	37,45.22	Compensation and assignment to Local Bodies and PRIs	4,07.68	3,24.73
Revenue Deficit	12.91	11,71.34	Revenue Surplus	..	---
SECTION B Capital					
Capital Receipts	..		Capital Expenditure	18,54.84 *	16,46.73
			General Services	1,04.71	1,09.44
			Social Services	2,35.24	1,08.59
			Economic Services	15,13.09	14,28.70
Recoveries of Loans and Advances	84.87	64.83	Loans and Advances disbursed	59.68	30.06
			General Services		..
			Social Services		..
			Economic Services	58.53	28.66
			Others	1.15	1.40
Public debt receipts	30,88.16	25,82.38	Repayment of Public Debt	11,80.34	13,72.68
Internal Debt (d) (market loans etc.)	30,45.22	25,51.04	Internal Debt (market loans etc.)	11,53.73	13,36.29
Loans from GOI	42.94	31.34	Loans from GOI	26.61	36.39
	Appropriation to Contingency Fund	5,15.00	..
Net of Inter-State Settlement	Net of Inter-State Settlement
Total Receipts Consolidated Fund	1,47,81.19	1,21,33.34	Total Expenditure Consolidated Fund	1,52,30.93	1,37,06.94
Deficit in Consolidated Fund	(-) 4,49.74	(-) 15,73.60	Surplus in Consolidated Fund

(*) Includes and amount of ₹ 1.80 crore as grant in aid, under Capital Expenditure, that is under investigation.

2. STATEMENT OF RECEIPTS AND DISBURSEMENTS

Part II Contingency Fund					
Contingency Fund	5,81.62	37.05	Contingency Fund	5,36.71	71.42
Part III Public Account (e)					
Small savings	13,72.65	14,21.80	Small savings	5,02.93	3,55.78
Reserves & Sinking Funds	1,53.15	51.71	Reserves & Sinking Funds	1,26.29	84.57
Deposits	23,46.42	21,17.20	Deposits	23,00.83	18,87.82
Advances	1,17.28	1,05.61	Advances	1,17.28	1,05.57
Suspense and Misc	2,12,20.41	1,59,55.82	Suspense and Misc (f)	2,08,89.26	1,52,34.22
Remittances	32,53.90	11,42.34	Remittances	35,56.81	12,71.23
Total Receipts Public Account	2,84,63.81	2,07,94.48	Total Disbursements Public Account	2,74,93.41	1,89,39.19
Deficit in Public Account	Surplus in Public Account	9,70.40	18,55.29
Opening Cash Balance	(-) 2,36.76	(-) 4,84.08	Closing Cash Balance	3,28.81	(-) 2,36.76
Increase in cash balance	5,65.57	2,47.32	Decrease in cash balance	..	---

- (a) Salary, Subsidy and Grant in Aid figures have been summed up across all sectors to present a consolidated figure. The expenditure in this statement under the sectors 'Social', 'General', and 'Economic', services does not include expenditure on salaries, subsidies and grants in aid (explained in footnote b).
- (b) Grants in aid are given to Statutory Corporations, Companies, Autonomous Bodies, and Local Bodies etc. by the Government which is included as a line item above. These grants are distinct from Compensation and Assignment of taxes, duties to the Local Bodies which is depicted as a separate line item 'Compensation and Assignment to Local Bodies and PRIs'.
- (c) Grants in aid comprise the total of the dedicated Object Head '20- Grant in aid / Contribution/ State Assistance'. Across all Major Heads except 3604- 'Compensation and Assignment to Local Bodies and PRI's, as it has been shown separately.
- (d) An amount of ₹56,44,69.75lakh was the balance in the NSSF as on 1st April 2010 which increased to ₹65,66,15.00 lakh as on 31st March 2011.
- (e) For details please refer to Statement no. 18 in Vol. 2.
- (f) 'Suspense and Miscellaneous' include 'other accounts' such as Cash Balance Investment Account (Major Head 8673) etc. The figures may appear huge on account of these other accounts. Details may please be seen in Statement no. 18.

3. STATEMENT OF RECEIPTS

I- CONSOLIDATED FUND

		(In crore of ₹)	
	Description	2010-11	2009-10
A.	Tax Revenue		
A.1	Own Tax revenue	44,05.48	35,59.04
	Land Revenue	18.31	8.79
	Stamps and Registration fees	4,39.50	3,98.70
	State Excise	7,55.92	7,04.64
	Sales Tax	29,40.48	22,46.84
	Taxes on Vehicles	2,27.26	1,84.56
	Others	24.01	15.51
A.2	Share of net proceeds of Taxes	24,60.07	15,50.01
	Corporation Tax	9,61.53	6,37.85
	Taxes on Income other than Corporation Tax	5,08.11	3,55.31
	Taxes on Wealth	1.97	1.44
	Customs	4,30.16	2,16.92
	Union Excise Duties	3,12.93	1,74.73
	Service Tax	2,45.37	1,63.76
	Total A	68,65.55	51,09.05

3. STATEMENT OF RECEIPTS

(In crore of ₹)

	Description	2010-11	2009-10
B	Non-tax Revenue		
	Forestry and Wild Life	2,29.69	2,35.70
	Non Ferrous Mining and Metallurgical Industries	93.62	74.08
	Interest Receipt	53.76	53.71
	Contributions and recoveries towards Pension and other Retirement Benefits	49.09	37.43
	Education, Sports, Art and Culture	47.47	34.18
	Other Administrative Services	47.15	21.18
	Medical and Public Health	29.01	11.73
	Miscellaneous General Services	28.23	14.41
	Public Works	24.83	19.50
	Power	13.54	56.13
	Police	11.26	9.62
	Other Social Services	8.71	16.07
	Medium Irrigation	5.03	6.98
	Crop Husbandry	3.78	4.55
	Water Supply and Sanitation	3.14	0.31
	Urban Development	3.02	3.98
	Other General Economic Services	2.68	2.52
	Stationery and Printing	2.24	2.22
	Labour and Employment	2.22	2.30
	Minor Irrigation	2.20	1.77
	Other Rural Development Programmes	2.19	7.26
	Social Security and Welfare	1.98	2.49
	Animal Husbandry	1.84	4.23

3. STATEMENT OF RECEIPTS

(In crore of ₹)

	Description	2010-11	2009-10
B	Non-tax Revenue		
	Tourism	1.75	0.42
	Cooperation	1.70	1.78
	Housing	1.61	1.60
	Roads and Bridges	1.53	1.24
	Industries	1.13	0.34
	Jails	0.87	1.34
	Civil Supplies	0.70	0.25
	Public Service Commission	0.60	0.68
	Village and Small Industries	0.44	0.53
	Dividends and Profits	0.21	0.07
	Road Transport	0.19	0.13
	Fisheries	0.18	0.12
	Dairy Development	0.13	0.70
	Family Welfare	0.11	0.02
	Civil Aviation	0.08	0.13
	Major Irrigation	0.07	0.09
	Other Special Areas Programmes	0.03	0.01
	Information and Publicity	0.02	0.02
	Hill Areas	0.01	0.01
	Other Fiscal Services	0.01	0.02
	Other Agricultural Programmes	0.01	0.01
	Total B	6,78.06	6,31.86

3. STATEMENT OF RECEIPTS

II. GRANTS FROM GOVERNMENT OF INDIA

(In crore of ₹)

		<i>Actuals</i>	
	Description	2010-11	2009-10
(C)	Grants		
	Grants-In-Aid from Central Government	40,64.56	37,45.22
	Non Plan Grants	14,35.20	11,82.95
	Grants under the Constitution (Distribution of Revenue Order)	5,55.11	9,86.20
	Grants towards contribution to Calamity Relief Fund	6,27.55	76.39
	Grants from Central Road fund		40.57
	Other Grants	2,52.54	79.79
	Grants for State/ Union Territory Plan Schemes	22,52.56	23,34.66
	Block Grants (of which EAP)	22,12.40	21,65.37
	Grants under the proviso to Article 275 (1) of the Constitution	2.50	89.22

3. STATEMENT OF RECEIPTS

(In crore of ₹)

	Description		2010-11	2009-10
		Other Grants	37.66	80.07
	Grants for Central Plan Schemes		20.71	11.08
	Grants for Centrally Sponsored Plan Schemes		3,56.09	2,16.53
	Total C		40,64.56	37,45.22
	Total Revenue Receipts (A+B+C)		1,16,08.16	94,86.13

III CAPITAL, PUBLIC DEBT AND OTHER RECEIPTS

			<i>Actuals</i>	
	Description		2010-11	2009-10
D.	Capital Receipts	
	Disinvestment proceeds	
	Others	
	Total D	

3. STATEMENT OF RECEIPTS

(In crore of ₹)

	Description	2010-11	2009-10
E.	Public Debt receipts	30,88.16	25,82.38
	Internal Debt	30,45.22	25,51.04
	Market Loans	9,91.52	6,00.00
	WMA from the RBI (i)	6,60.98	9,69.27
	Bonds		
	Loans from Financial Institutions	3,18.37	2,05.02
	Special Securities issued to National Small Savings Fund	10,74.35	7,76.75
	Other Loans		--
	Loans and Advances from the Central Government	42.94	31.34
	Non Plan Loans		0.09
	Loans for State Plan Schemes	42.94	31.25
	Loans for Central Plan Schemes
	Loans for Centrally Sponsored Plan Schemes
	Other Loans
	Total E	30,88.16	25,82.38
F	Loans and Advances by State Govt. (Recoveries) (ii)	59.68	64.83
	G- Inter- State Settlements		
	Total Receipts in Consolidated Fund (A+B+C+D+E+F)	1,47,56.01	1,21,33.34

(i) Ways and Means Advances.

(ii) Details are in Statement 7 and 16 in volume 2.

**4. STATEMENT OF EXPENDITURE
(CONSOLIDATED FUND)**

A. EXPENDITURE BY FUNCTION

(In crore of ₹)

	Description	Revenue	Capital	L&A	Total
A	General Services				
A.1	Organs of State				
	Parliament/State/Union Territory Legislatures	16.99	--	--	16.99
	President, Vice President/Governor, Administrator of Union Territories	4.20	--	--	4.20
	Council of Minister	25.70	--	--	25.70
	Administration of Justice	84.14	--	--	84.14
	Election	9.64	--	--	9.64
A.2	Fiscal Services				
	Land Revenue	1,01.45	--	--	1,01.45
	Stamps and Registration	27.18	--	--	27.18
	State excise	8.73	--	--	8.73
	Taxes on Sales, Trade etc.	46.16	--	--	46.16
	Taxes on Vehicles	0.12	--	--	0.12
	Other Taxes and Duties on Commodities and Services	2.11	--	--	2.11
	Other Fiscal Services	18.29	--	--	18.29
	Appropriation for Reduction or Avoidance of Debt	1,25.00	--	--	1,25.00
	Interest Payments	14,79.57	--	--	14,79.57
A.3	Administrative Services				
	Public Service Commission	7.56	--	--	7.56
	Secretariat-General Service	70.45	--	--	70.45
	District Administration	64.66	--	--	64.66
	Treasury and Accounts Administration	37.65	--	--	37.65
	Police	6,02.81	12.72	--	6,15.53
	Jails	17.79	--	--	17.79
	Stationery and Printing	7.95	--	--	7.95
	Public Works	2,43.04	91.99	--	3,35.03
	Other Administrative Services	31.08	--	--	31.08
A.4	Pension & Misc. General Services				
	Pensions and Other Retirement Benefits	11,41.72	--	--	11,41.72
	Miscellaneous General Services	6.15	--	--	6.15
	Total General Services	41,80.14	1,04.71	--	42,84.85

**4. STATEMENT OF EXPENDITURE
(CONSOLIDATED FUND)**

(In crore of ₹)

B	Social Services				
B.1	Education, Sports Art & Culture				
	General Education (*)	30,61.92	95.10	--	30,61.92
	Technical Education (*)	72.25	14.15	--	72.25
	Sports and Youth Services (*)	31.38	8.69	--	31.38
	Art and Culture (*)	11.63	3.43	--	1,33.00
B.2	Health & Family Welfare				
	Medical and Public Health	5,54.14	67.75	--	6,21.89
	Family Welfare	60.97	5.07	--	66.04
B.3	Water Supply, Sanitation, Housing & Urban Development				
	Water Supply and Sanitation	3,80.62	--	--	3,80.62
	Housing	1.79	27.25	--	29.04
	Urban Development	1,29.29	--	--	1,29.29
B.4	Information and Broadcasting				
	Information and Publicity	37.40	--	--	37.40
B.5	Welfare of Scheduled Caste, Scheduled Tribes and other Backward Classes				
	Welfare of Scheduled Caste, Scheduled Tribes and other Backward Classes	1,66.68	8.36	--	1,75.04
B.6	Labour and Labour Welfare				
	Labour and employment	55.75	--	--	55.75
B.7	Social Welfare & Nutrition				
	Social Security and Welfare	4,10.73	5.44	--	4,16.17
	Relief on Account of Natural Calamities	1,65.51	--	--	1,65.51
B.8	Others				
	Other Social Services	29.41	0.00	--	29.41
	Secretariat- Social Services	0.02	--	--	0.02
	Total Social Services	51,69.49	2,35.24		54,04.73

(*) Included in Single Capital Major Head “ 4202-Capital Outlay on Education, Sports, Art and Culture”

**4. STATEMENT OF EXPENDITURE
(CONSOLIDATED FUND)**

(In crore of ₹)

C	Economic Services				
C.1	Agriculture & Allied Activities				
	Crop Husbandry	3,37.35	16.88	--	3,54.23
	Soil & Water Conservation	1.90	--	--	1.90
	Animal Husbandry	81.04	9.21	--	90.25
	Dairy Development	16.03	--	--	16.03
	Fisheries	5.86	0.69	--	6.55
	Forestry & Wild Life	2,90.35	16.47	--	3,06.82
	Plantations	0.28	--	--	0.28
	Food, Storage & Warehousing	20.10	(-)18.85	--	1.25
	Agricultural Research & Education	1,08.28	--	--	1,08.28
	Co-operation	28.70	(-)4.93	0.26	24.03
C.2	Rural Development	--	--	--	--
	Special Programmes for Rural Development	84.86	--	--	84.86
	Other Rural Development Programmes	3,70.20	91.82	--	4,62.02
C.3	Irrigation & Flood Control	--	--	--	--
	Major Irrigation	2,02.84	1,89.69	--	3,92.53
	Medium Irrigation	16.17	2.03	--	18.20
	Minor Irrigation	69.40	1,34.49	--	2,03.89
	Command Area Development	--	--	--	--
	Flood Control & Drainage	3.86	20.63	--	24.49
C.4	Energy	--	--	--	--
	Power	0.76	56.71	58.27	1,15.74
	Non-Conventional Sources of Energy	10.63	--	--	10.63
C.5	Industry & Minerals				
	Village & Small Industries	37.82	3.15	--	40.97
	Non- Ferrous Mining & Metallurgical Industries	4.03	--	--	4.03
	Telecommunication and Electronics Industries	--	--	--	--
	Industries & Minerals	--	--	--	--
C.6	Transport				
	Civil Aviation	5.43	2.61	--	8.04
	Roads & Bridges	1,01.30	8,71.77	--	9,73.07
	Road Transport	13.07	65.00	--	78.07
C.7	Science & Technology				
	Other Scientific Research	10.15	--	--	10.15
C.8	General Economic Service				
	Secretariat- Economic Services	3.62	--	--	3.62
	Tourism	22.88	57.52	--	80.40
	Census Surveys & Statistics	13.09	--	--	13.09
	Civil Supplies	2.16	--	--	2.16
	Other General Economic Service	1.59	--	--	1.59
	Total Economic Services	18,63.75	15,14.89	58.53	34,37.17

**4. STATEMENT OF EXPENDITURE
(CONSOLIDATED FUND)**

(In crore of ₹)

D.	Loans, Grants in Aid & Contributions				
	Compensation & Assignments to Local Bodies and Panchayati Raj Institutions	4,07.68	--	--	4,07.68
E	Loans to Government Servants etc.				
	Loans to Government Servants etc.	--	--	1.05	1.05
	Misc. Loans	--	--	0.10	0.10
F	Public Debt				
	Internal Debt of the State Government	---	11,53.73		11,53.73
	Loans and Advances from the Central Government	---	26.61		26.61
G	Inter State Settlement Account	---	---	---	---
H	Appropriation to Contingency Fund		5,15.00		5,15.00
	Total CFI Expenditure	1,16,21.07	35,50.18*	59.68	1,52,30.93

*Includes

- (i) Capital Accounts ₹ 18,54.84 crore.
- (ii) Internal Debt of the State Government ₹ 11,53.73 crore
- (iii) Loans & Advances from the Centre Government ₹ 26.61 crore
- (iv) Appropriation to Contingency Fund ₹ 5, 15.00 crore.

4. STATEMENT OF EXPENDITURE (CONSOLIDATED FUND)

B. EXPENDITURE BY NATURE

(In crore of ₹)

Object of Expenditure	2010-11		
	Revenue	Capital	Total
01- Salary (*)	33,93.15		33,93.15
20- Grant in Aid/Contribution/ State Assistance	19,20.49	1.79	19,22.28
32- Interest/ Dividend	14,79.58	--	14,79.58
33- Pension/ Compensation	11,53.96	--	11,53.96
03- Dearness allowance	10,96.11	--	10,96.11
42- Other Expenses	7,10.68	35.80	7,46.48
43- Grant- in- aid for salary /allowances etc.	4,63.58	...	4,63.58
06- Other Allowances	2,93.66	...	2,93.66
24- Heavy Construction work	1,36.55	17,64.18	19,00.73
35- Inter-Account Transaction	1,28.05	...	1,28.05
21- Scholarships & Stipend to students	1,23.05	...	1,23.05
02- Labour	89.30	...	89.30
29-Maintenance	73.27	0.65	73.92
07- Honorarium	64.98	...	64.98
00- Others	60.98	10.78	71.76
31- Material & Supply	49.83	-16.25	33.58
04- Travelling Exps.	43.78	--	43.78
50- Subsidy	43.49	...	43.49
09- Electricity Dues	42.71	...	42.71
26- Machinaries Instrument &Plant	42.56	2.98	45.54
16- Payments for Commercial & Special Services	40.11	--	40.11
15- Maintenance of Vehicles & Purchase of Petrol	31.00	--	31.00
08- Office expenses	29.09	...	29.09

(17)

4. STATEMENT OF EXPENDITURE (CONSOLIDATED FUND)

B. EXPENDITURE BY NATURE

(In crore of ₹)

Object of Expenditure	2010-11		
	Revenue	Capital	Total
25- Small Construction Work	25.12	1.07	26.19
39- Medicines & Chemicals	24.91	...	24.91
19- Advertisement & Sales Expenses	20.26	...	20.26
27- Medical Supply	13.16	...	13.16
11- Stationary & Printing of Forms	10.31	...	10.31
12- Office Furniture & Fixtures	9.15	0.06	9.21
14- Staff for office	7.32	...	7.32
48- Dearness Salary	0.88	...	0.88
30-Investment/ Loans	0.00	53.78	53.78
TOTAL –	1,16,21.07	18,54.84	1,34,75.91

(*) Includes leave encashment of ₹ 62.67 crore

4. STATEMENT OF EXPENDITURE (CONSOLIDATED FUND)

B. EXPENDITURE BY NATURE
(In crore of ₹)

	2009-10			2008-09		
	Revenue	Capital	Total	Revenue	Capital	Total
	34,92.69	--	34,92.69	18,78.67	--	18,78.67
	18,47.33		18,47.33	15,46.69	10.85	15,57.54
	13,37.97	--	13,37.97	11,87.51	--	11,87.51
	10,45.35	--	10,45.35	8,53.93	--	8,53.93
	6,75.75	--	6,75.75	6,62.34	--	6,62.34
	5,78.47	47.20	6,25.67	4,97.66	52.69	5,50.35
	4,19.33	--	4,19.33	2,57.38	--	2,57.38
	2,58.75	--	2,58.75	1,15.02	--	1,15.02
	1,14.84	8,81.66	9,96.50	1,42.32	17,46.54	18,88.86
	50.00	--	50.00	66.82	--	66.82
	1,04.31	--	1,04.31	93.30	--	93.30
	72.90	--	72.90	61.78	--	61.78
	1,67.88	--	1,67.88	1,66.28	--	1,66.28
	59.36	--	59.36	44.03	--	44.03
	68.71	1.81	70.52	65.03	7.95	72.98
	31.37	56.00	87.37	31.24	28.02	59.26
	34.30	--	34.30	31.02	--	31.02
	42.45	--	42.45	41.94	--	41.94
	37.44	--	37.44	32.16	--	32.16
	36.38	--	36.38	43.57	--	43.57
	27.71	--	27.71	21.17	--	21.17
	28.00	--	28.00	25.63	--	25.63
	36.79	--	36.79	25.08	--	25.08

(18)

4. STATEMENT OF EXPENDITURE (CONSOLIDATED FUND)

B. EXPENDITURE BY NATURE

(In crore of ₹)

	2009-10			2008-09		
	Revenue	Capital	Total	Revenue	Capital	Total
	25.93	--	25.93	30.00	--	30.00
	20.05	...	20.05	17.41	--	17.41
				11.01	--	11.01
	10.23	...	10.23	10.61	--	10.61
	10.46	--	10.46
	--	--	--
	10.35		10.35	11.19	--	11.19
	12.37		12.37	4,22.92	--	4,22.92
		6,60.06	6,60.06	--	1,70.29	1,70.29
	1,06,57.47	16,46.73	1,23,04.20	83,93.71	20,16.34	1,04,10.04

1. Summary of significant accounting policies

(i) Entity and Accounting Period: These accounts present the transactions of the Government of Uttarakhand for the period 1st April 2010 to 31st March 2011.

(ii) Basis of Accounting: With the exception of some book adjustments (note below) the accounts represent the actual cash receipts and disbursements during the account period. Assets are valued at historical cost and Government investment, etc, is shown at historical cost. Physical assets are not depreciated or amortized. The losses of physical assets at the end of its life is also not expensed or recognized.

The pension liability of the Government, i.e. the liability towards payment of retirement benefits for the past and the present service of its employees is not included in the accounts. However, the retirement benefits disbursed during the accounts period have been reflected in the accounts.

The expenditure on pension and other retirement benefits to State Government employees during the year was ₹ 11,41.72 crore (9.82 percent of total revenue expenditure).

(iii) Currency in which Accounts are kept: The accounts of Government are maintained in Indian ₹.

(iv) Form of Accounts: Under Article 150 of the Constitution, the accounts of the Union and of the States are kept in such form as the President may on the advice of the Comptroller and Auditor General, prescribe. The word "Form" used in Article 150 has a comprehensive meaning so as to include the prescription not only of the broad form in which the accounts are to be kept but also the basis for selecting appropriate heads under which the transactions are to be classified.

(v) Classification between Revenue and Capital

Revenue expenditure is recurring in nature and is supposed to be met from revenue receipts. Capital Expenditure is defined as expenditure incurred with the object of increasing concrete assets of a material and permanent character. Expenditure on Grants-in-Aid is recorded as revenue expenditure in the books of the grantor. In the books of the recipient it is taken as revenue receipt.

2. Status on inclusion of statements /information recommended by the Twelfth Finance

Commission in the Finance Accounts

The Twelfth Finance Commission (TFC) had recommended introduction of eight new statements in the Finance Accounts. Out of these eight statements, two statements are yet to be incorporated in the Finance Accounts. The formats of two of these statements at (i) and (ii) below are being revisited. Also, the requisite information pertaining to these statements has not been provided by the State Government so far. The statements are:

- (i) Data on committed liabilities in the future
- (ii) Implication of major policy decisions taken by the Government during the year or new schemes proposed in the budget for the future cash flows.

3. Bookings under Minor Head 800- 'Other Receipts' and 'Other Expenditure'

₹ 10,47.86 crore under forty (40) Major Heads of account (representing functions of the Government) was classified under the Minor Head 'Other Expenditure' in the revenue account constituting 9.02% of the total revenue expenditure recorded under the respective Major Heads. ₹ 12,04.25 crore under the forty four (44) Major Heads of account (representing functions of the Government) was classified under the Minor Head 'Other Receipts' in the accounts constituting 10.37% of the total receipts recorded under the respective Major Heads. In eight Major Heads of accounts, substantial amount of expenditure was booked under "Other Expenditure". The number of such heads in case of receipts was thirteen. The major schemes are not depicted distinctly in the Finance Accounts, though the details of these expenditure are depicted in the sub-head (scheme) level or below in the Detailed Demands for Grants and corresponding head-wise Appropriation Accounts forming part of the State Government Accounts. For achieving greater transparency in financial reporting, the State Government has been advised for providing budget under specific heads/ schemes.

4. Existence of unadjusted Abstract Contingency Bills (AC Bills)

The Drawing and Disbursing Officers are authorized to draw sums of money by preparing Abstract Contingency Bill by debiting Service Heads, and they are required to present Detailed Contingency (DC) Bill (vouchers in support of final expenditure) in all these cases within a specified period. As per current records three hundred ninety one (391) DC Bills amounting to ₹ 77.15 crore have not been received in the office of the Accountant General (A&E). The position of the outstanding bills for the years 2008-09 to 2010-11 is given below.

Year	Amount outstanding	Number of items
2008-09	₹ 3.00 crore	2
2009-10	₹ 1.41 crore	22
2010-11	₹ 72.74 crore	367

5. Reconciliation of Receipts and Expenditure

All the Controlling Officers are required to reconcile the Receipts and Expenditure of the Government with the figures accounted for by the Accountant General. Such reconciliation has been completed in respect of 82 % of Controlling Officers for a value of ₹ 97,16.03 crore of expenditure against the total expenditure of the Government amounting to ₹ 1,34,75.91 crore (both revenue and capital). Out of the total revenue receipt of ₹ 1,16,08.16 crore, an amount of ₹ 97,71.45 crore, constituting 82 % of total receipts has been reconciled.

6. Cash Balance

Cash balance worked out by the Accountant General is ₹ 3,34.25 crore (Cr.). The cash balance reported by RBI as on 31st March is ₹ 44.49 crore (Dr.). Thus, there is a difference of ₹ 2,89.76 crore between the two figures. This is mainly because of difference in the figures provided by the State Treasuries and that given by the RBI. The difference is under reconciliation.

7. Guarantees

Guarantees reported in Statement No. 9 are on the basis of the information received from the State Government (Budget), which is the authority for issuing such guarantees. Indian Government Accounting Standard-1 prescribes three formats to be included in the Finance Accounts. According to this standard the guarantees given are to be depicted according to sector, class and sector-class. The budget of the State Government does not contain enough information in this regard. An amount of ₹ 25 crore is lying under Guarantee Redemption Fund. During the year 2010-11 neither any amount has been transferred to nor any amount reimbursed from the Fund.

8. Loans and Investments

In respect of Loans and Investments, for which detailed accounts are kept by the State Government departments, constant efforts are made to obtain complete information. Investments given in the Statement no 14 pertaining to the Uttarakhand represent the Capital Expenditure under the minor head 190- Investments in Public Sector and other Undertakings. The State Government has not provided any information in this regard.

9. Suspense Balances

The Finance Accounts reflect the net balances under Suspense and Remittances Heads. The outstanding balance under these heads is worked out by aggregating the outstanding debit and credit balances separately under various heads. The position of gross figures under major suspense heads for the last three years is given below:

(In crore of ₹)

Name of Minor Head	2008-09		2009-10		2010-11	
	Dr	Cr	Dr	Cr	Dr	Cr
101-Pay and Accounts Office Suspense	16.69	4.84	19.88	3.05	53.39	3.16
Net	(Dr) 11.85		(Dr) 16.83		(Dr) 50.23	
102-Suspense Account (Civil)	663.89	344.24	545.25	345.91	442.76	354.52
Net	(Dr) 3,19.65		(Dr) 199.34		(Dr) 88.24	
107-Cash Settlement Suspense Account	0.11	0.26	0.11	0.26	0.11	0.26
Net	(Cr) 0.15		(Cr) 0.15		(Cr) 0.15	
109-Reserve Bank Suspense Headquarters'	(-) 0.26	0.18	(-) 0.26	(-) 0.26	(-) 0.26	(-) 0.26
Net	(Cr) 0.44		0.00		0.00	
110-Reserve Bank Suspense Central Account Office	1194.0 0	219.70	620.49	219.70	620.57	219.70
Net	(Dr) 974.30		(Dr) 400.79		(Dr) 400.87	
111-Departmental Adjusting Account	224.65	19.61	224.65	19.61	224.65	19.61
	(Dr) 2,05.04		(Dr) 2,05.04		(Dr) 2,05.04	
112-Tax Deducted at Source (TDS) Suspense	23.38	47.08	28.03	79.68	28.03	97.50
Net	(Cr) 23.70		(Cr) 51.65		(Cr) 69.47	

113-Provident Fund Suspense	22.94	8.35	23.25	8.55	23.58	9.88
Net	(Dr) 14.59		(Dr) 14.70		(Dr) 13.70	
117-Transaction on behalf of the Reserve Bank	17.71	16.73	17.96	16.73	18.10	16.73
Net	(Dr) 0.98		(Dr) 1.23		(Dr) 1.37	
123-A.I.S Officers Group Insurance Scheme	0.07	0.21	0.07	0.24	0.11	0.27
Net	(Cr) 0.14		(Cr) 0.17		(Cr) 0.16	
129-Material Purchase Settlement Suspense Account	0.03	(-) 0.68	0.03	(-) 0.68	0.03	(-) 0.68
Net	(Dr) 0.71		(Dr) 0.71		(Dr) 0.71	

The debit and a credit balances above represent the progressive balances up to 31-03-2011 under the respective headings unlike the Finance Accounts of 2008-09 and 2009-10, where only the debit and credit balances of that particular year were depicted. A close look on the above balances reveals that the debit balances of PAO suspense have increased during the last three years. However due to persistent efforts, the balances under 102- suspense balances has considerably come down. Constant efforts are underway to clear the balances under the suspense heads. However, clearance of suspense and remittance items depends on details furnished by Government Departments /Works and Forest Divisions/Central Ministries/RBI/PAOs.

10. Contingency Fund

An amount of ₹ 5,15.00 crore was appropriated from the Consolidated Fund of the State to the Contingency Fund raising its corpus to ₹ 6,00.00 crore. Out of this, an amount of ₹ 554.35 crore remained unrecouped at the end of the year.

11. Other Fund

The State Government provides funds to State/District level autonomous bodies and authorities, societies, non-governmental organizations, etc. for implementation of centrally sponsored schemes (State's share) and state schemes. Since the funds are generally not being spent fully by the implementing agencies in the same financial year, there remain unspent balances in the bank accounts of these implementing agencies.

The aggregate amount of the unspent balances in the accounts of the implementing agencies kept outside Government accounts (in the bank accounts) is not readily ascertainable. The Government expenditure as reflected in the Accounts to that extent is, therefore, not final.

12. Objection Book (OB) Suspense

The items of receipts and payments, that cannot be taken to the final head of account due to misclassification or being incomplete are temporarily posted under Objection Book Suspense under Minor Head 102 Suspense Civil of Major Head 8658- Suspense Accounts. These items are eventually cleared from the suspense and taken to the actual Head of Account. An amount (expenditure) of ₹ 118.61 crore has been cleared from O. B. Suspense pertaining to the period 2000-2007. No amount was outstanding in OB suspense for 2008-09 and 2009-10. Out of this amount, ₹ 114.90 crore has been cleared from revenue expenditure and ₹ 3.71 crore from capital expenditure. The clearance of O B Suspense of ₹ 114.90 crore is booked as expenditure in the accounts, which resulted in revenue deficit of ₹ 12.91 crore in the Consolidated Fund.

13. Awaited Utilisation Certificates

The position of awaited utilization certificates is given below:

Year	Number of UC's awaited	Amount involved (In crore of ₹)
2008-09	226	1,10.00
2009-10	234	1,71.00
2010-11	115	1,82.00

BOOK ADJUSTMENTS

"A" Periodical Adjustments

(In crore o₹)

S.No.	Book Adjustment	Heads of Account		Amount	Remarks
		From	To		
1.	2049-	Interest payments	8009- General Provident Fund	2,73.78	Interest Paid on GPF
2.	0075-	Miscellaneous General Services	6004- Loans and advances from Central Government	13.08	Represents debt relief recovered by MOF-GIO
3.	2048-	Appropriation for reduction of avoidance of debt	8222- Sinking Funds	1,25.00	Contribution to Consolidated Sinking Fund.
4	7999-	Appropriation to Contingency Fund	8000 Contingency Fund	515.00	Corpus of the State Contingency Fund raised to 6,00.00 crore

(26)

Annexure –A (i)

Major Heads where substantial expenditure are classified as Other Expenditure
EXPENDITURE (REVENUE)

(In crore of ₹)

Major Head of Account	Total Expenditure	Expenditure under Minor Head 800	Percentage to the total expenditure
2041-Taxes on Vehicles	0.12	0.12	100.00
2047- Other Fiscal Services	182.89	125.55	69.00
2075-Miscellaneous General Services	6.15	6.15	100.00
2245-Relief on Account of Natural Calamities	1,65.51	1,65.51	100.00
2250-Other Social services	29.39	29.39	100.00
2401-Crop Husbandary	337.35	125.91	37.00
2407-Plantation	0.28	0.28	100.00
2501-Special Programme for Rural Development	84.86	82.46	97.00
2801-Power	0.76	0.76	100.00

(27)

Annexure –A (ii)

Major Heads where substantial receipts are classified as Other Receipts

RECEIPTS (REVENUE)

(In crore of ₹)

Major Head of Account	Total Receipts	Receipts under Minor Head 800	Percentage to the total Receipts
0023 -Hotel Receipt Tax	9.69	9.69	100.00
0030 -Stamps and Registration	4,93.50	4,93.50	100.00
0056 -Jails	0.87	0.87	100.00
0059 -Public Works	24.83	21.32	86.00
0210 -Medical and Public Health	29.01	29.01	100.00
0217 -Urban Development	3.02	3.02	100.00
0235 -Social Security and Welfare	1.98	1.98	100.00
0401 -Crop Husbandry	3.78	3.71	98.00
0406 -Forestry and Wild Life	2,29.69	2,27.94	99.00
0801 -Power	13.54	13.54	100.00
0851 -Village and Small Industries	0.44	0.41	93.00
0852 -Industries	1.13	1.13	100.00
1452 -Tourism	1.75	1.75	100.00

(i)

APPENDIX- I
CASH FLOW STATEMENT

(In crore of ₹)

		On 31st March 2011	On 31st March 2010
(a)	General Cash Balance:		
	1. Cash in treasuries	0.00	0.00
	2. Deposits with RBI	3,34.25	(-) 2,27.84
	3. Remittances in Transit- Local	(-) 5.45	(-) 8.92
	Total (1 to 3)	3,28.80	(-) 2,36.76
	4. Investments held in cash balance
	Total (a)	3,28.80	(-) 2,36.76
(b)	Other Cash Balances and Investments		
	1. Cash with Departmental officers	(-) 2.15	(-) 2.11
	2. Permanent Advances for Contingent Expenditure with Departmental officers	(-) 0.87	(-) 0.87
	Investments out of Earmarked Funds	9,03.62	7,78.65
	Total (b)	9,00.60	7,75.67
	Total (a) and (b)	12,29.40	5,38.91

Explanatory Notes

(a) Cash and Cash Equivalents:

Cash and cash equivalents consist of cash in treasuries and deposit with Reserve Bank of India and other Banks and Remittances in transit, as stated above. The balance under the head 'Deposits with Reserve Bank' {a(2) above } depicts the combined balance of the Consolidated Fund, Contingency Fund and the Public Account at the end of the year. To arrive at the overall cash position, the cash balances with treasuries, departments and investments out of the cash balances/reserve funds etc are added to the balance in 'Deposits with RBI'.

APPENDIX- I
CASH FLOW STATEMENT

(b) Daily Cash Balance:

Under an agreement with the Reserve Bank of India, the State Government has to maintain a minimum cash balance of ₹ 0.16 crore with the Bank. If the balance falls below the agreed minimum on any day, the deficiency is made good by taking ordinary and special ways and means advances/overdrafts from time to time.

For arriving at the daily cash balance¹ for the purpose of grant of Ways and Means advances/Overdraft, the RBI evaluates the holdings of the 14 day treasury bills along with the transactions reported (at RBI counters, Inter-Government transactions and Treasury transactions reported by the agency banks) for the day. To the cash balance so arrived, the maturity of 14 day Treasury Bills if any, is added and excess balance, if any, after maintaining the minimum cash balance is reinvested in Treasury Bills. **If the net cash balance arrived at results in less than the minimum cash balance** or a credit balance and if there are no 14 day treasury bills maturing on that day, RBI rediscounts the holdings of the 14 day Treasury Bills and makes good the shortfall. If there is no holding of 14 day Treasury Bills on that day the State Government applies for Ways and Means Advances/Special Ways and Means Advances/ Over Draft.

(c) Ways and Means Advances:

The limit for ordinary ways and means advances to the State Government was ₹ 1,45.00 crore with effect from 1st April 2009. The Bank has also agreed to give special ways and means advances against the pledge of Government Securities. The limit of Special Ways and Means Advances is revised by the Bank from time to time. During the year 2010-11, the limit of Special Ways and Means Advances varied from ₹ 1,14.46 crore to ₹ 1,50.97 crore.

¹ The cash balance ('Deposits with RBI') above is the closing cash balance of the year as on 31st March but worked out by 16 April and not simply the daily balance on 31st March.

(iii)

Interest on Ways and Means advances/ Shortfall & Overdraft is as follows.

Shortfall in the Minimum Balance	Rate
(a) Normal Ways and Means Advance	
(i) Upto 90 days	6.75%
(ii) Beyond 90 days	7.75%
(b) Special Ways & Means Advance.	5.75 %
(c) Overdraft	
(i) Under normal W.M.A. limit	8.75%
(ii) Over normal W.M.A. limit	11.75

The extent to which the Government maintained the minimum cash balance with the Reserve Bank during 2010-11 is given below:

(i) Number of days on which the minimum balance was maintained without taking any advance	290 days
(ii) Number of days on which the minimum balance was maintained by taking ordinary ways and means advance	13 days
(iii) Number of days on which the minimum balance was maintained by taking special ways and means advances	69 days
(iv) Number of days on which there was shortfall in minimum balance even after taking the above advances, but no overdraft was taken	NIL
(v) Number of days on which overdrafts were taken	11 days

(d) Treasury Bills:

Treasury Bills amounting to ₹ 97,25.72 crore were purchased and amounting to ₹ 97,25.72 crore were sold during the period 1st April 2010 to 31st March 2011 leaving ₹ nil crore balance under the Head.

(e) Investment made out of General Cash Balance and Earmarked Funds:

The investment made out of General Cash Balance and Earmarked Funds up to 31st March 2011 is given below:

(In crore of ₹)

Sl. no		Cash Balance Investment Account	Earmarked Funds	Total
1.	Securities of GOI	..	9,03.62	9,03.62
2.	GOI Treasury Bills	.. NIL



Government of Uttarakhand

**FINANCE ACCOUNTS
(VOL- II)**

2010-2011

GOVERNMENT OF UTTARAKHAND

T able of contents

Subject	Page (s)
Volume 1	
Table of contents	I
Certificate of the CAG	III to V
Guide to Finance Accounts (Introduction)	VII toXII
1: Statement of Financial Position	1 to 2
2: Statement of Receipts and Disbursements	3 to 4
3: Statement of Receipts in Consolidated Fund	5 to 10
4: Statement of Expenditure in Consolidated Fund	11 to 18
By function and nature	
Notes to Accounts	19 to 25
Annexure-A(i) Substantial Expenditure as "Other Expenditure")	26
Annexure-A(ii) Substantial Receipts as "Other Receipts")	27
Appendix 1: Cash Flow Statement	i to iii
Volume 2	
Part I	
5: Statement of Progressive Capital Expenditure	31 to 40
6: Statement of Borrowings and other Liabilities	41 to 45
7: Statement of Loan and Advances given by the Government	46 to 47
8: Statement of Grants-in-aid given by the Government	48
9: Statement of Guarantees given by the Government	49 to 53
10: Statement of Voted and Charged Expenditure	54-55
Part II	
11: Detailed Statement of Revenue and Capital Receipts by minor heads	58 to 87
12: Detailed Statement of Revenue Expenditure by minor heads	88 to 137
13: Detailed Statement of Capital Expenditure by minor heads	138 to 232
14: Detailed Statement of Investments of the Government	233 to 254
15: Detailed Statement of Borrowings and other Liabilities	255 to 277
16: Detailed Statement on Loans and Advances given by the Government	278 to 326
17: Detailed Statement on Sources and Application of funds for expenditure other than revenue account	327 to 331
18: Detailed Statement on Contingency Fund and other Public Account transactions	332 to 353
19: Detailed Statement on Investments of earmarked funds	354 to 359
Part III: Appendices	
2: Comparative Expenditure on Salary	iv to xii
3: Comparative Expenditure on Subsidy	xiii to xxvi
4: Grants-in-aid (Scheme wise and Institution wise)	xxvii to xxxi
5: Externally aided projects	xxxii
6: Plan Scheme expenditure (Central and State Plan Schemes)	xxxiii to xl
7: Direct Transfer of Funds to implementing agencies	xli to xlvi
8: Summary of Balances	xlx to lii
9: Financial results of Irrigation Schemes	liii
10: Incomplete Capital Works	liv to lxxix

	11	Maintenance Expenditure	lxxx to lxxxii
--	----	-------------------------	----------------

PART I

5. STATEMENT OF PROGRESSIVE CAPITAL EXPENDITURE

Major Head	Description	Expenditure during 2009-10	Progressive expenditure upto 2009-10	Expenditure during 2010-11	Progressive expenditure upto 2010-11	Increase(+)/ Decrease(-) in Percentage
(In lakh of ₹)						
A- GENERAL SERVICES						
4047-	Other Fiscal Services	--	2,37.37		2,37.37	
4055-	Police	11,54.54	2,34,40.60 74,22.62	12,72.13	2,47,12.73 74,22.62	(+) 10.19
4058-	Stationery and Printing	22.60	6,05.87 9,70.61	..	6,05.87 9,70.61	..
4059-	Public Works	97,66.70	8,91,98.63 8,43,05.24	91,98.77	9,83,97.40 8,43,05.24	(-) 5.82
4070-	Other Administrative Services	--	1,40,42.87		1,40,42.87	
Total-A GENERAL SERVICES		1,09,43.84	11,32,45.10 10,69,78.71	1,04,70.90	12,37,16.00 10,69,78.71	(-) 4.32
B- SOCIAL SERVICES						
(a)- Education, Sports, Art and Culture						
4202-	Education, Sports, Art and Culture	53,04.54	7,10,95.26 5,41,27.15	1,21,36.70	8,32,31.96 5,41,27.15	(+) 1,28.80
Total-(a) Education, Sports, Art and culture		53,04.54	7,10,95.26 5,41,27.15	1,21,36.70	8,32,31.96 5,41,27.15	(+) 1,28.80

5. STATEMENT OF PROGRESSIVE CAPITAL EXPENDITURE

Major Head	Description	Expenditure during 2009-10	Progressive expenditure upto 2009-10	Expenditure during 2010-11	Progressive expenditure upto 2010-11	Increase(+)/ Decrease(-) in Percentage
(In lakh of ₹)						
B- SOCIAL SERVICES						
(b) Health and Family Welfare-						
4210-	Medical and Public Health	38,03.05	5,75,46.21 7,75,86.95	67,44.66	6,43,20.87 7,75,86.95	(+) 78.14
4211-	Family Welfare	3,83.01	40,13.17 1,31,06.74	5,07.63	45,20.80 1,31,06.74	(+) 32.54
Total-(b) Health and Family Welfare		41,86.06	6,15,59.38 9,06,93.69	72,82.29	6,88,41.67 9,06,93.69	(+) 73.97
(c) Water Supply, Sanitation, Housing and Urban Development-						
4215-	Water Supply and Sanitation	--	42,60.32		42,60.32	
4216-	Housing	5,01.15	1,14,79.20 5,04,52.38	27,24.90	1,42,04.10 5,04,52.38	(+) 3,83.87
4217-	Urban Development	--	27,33.23		27,33.23	
Total- (c) Water Supply, Sanitation, Housing and Urban Development		5,01.15	1,14,79.20 5,74,45.93	27,24.90	1,42,04.10 5,74,45.93	(+) 3,83.87

5. STATEMENT OF PROGRESSIVE CAPITAL EXPENDITURE

Major Head	Description	Expenditure during 2009-10	Progressive expenditure upto 2009-10	Expenditure during 2010-11	Progressive expenditure upto 2010-11	Increase(+)/ Decrease(-) in Percentage
B- SOCIAL SERVICES				(In lakh of ₹)		
(d) Information and Broadcasting						
4220-	Information & Publicity	..	8,83.81	--	8,83.81	
4221-	Broadcasting	..	58.25	--	58.25	
Total-(d) Information and Broadcasting-		..	9,42.06	--	9,42.06	
(e) Welfare of Scheduled Castes, Scheduled Tribes & Other Backward Classes						
4225-	Welfare of Scheduled Castes, Scheduled Tribes & Other Backward Classes	6,16.57	2,60,00.34 10,30,93.01	8,36.60	2,68,36.94 10,30,93.01	(+) 35.69
Total-(e) Welfare of Scheduled Castes, Scheduled Tribes and other Backward Classes		6,16.57	2,60,00.34 10,30,93.01	8,36.60	2,68,36.94 10,30,93.01	(+) 35.69

5. STATEMENT OF PROGRESSIVE CAPITAL EXPENDITURE

Major Head	Description	Expenditure during 2009-10	Progressive expenditure upto 2009-10	Expenditure during 2010-11	Progressive expenditure upto 2010-11	Increase(+)/ Decrease(-) in Percentage
(In lakh of ₹)						
B- SOCIAL SERVICES-Concl.						
(g) Social Welfare and Nutrition						
4235-	Social Security and Welfare	2,51.09	41,78.43 14,39.90	5,43.58	47,22.01 14,39.90	(+) 1,16.49
Total-(g) Social Welfare and Nutrition-		2,51.09	41,78.43 14,39.90	5,43.58	47,22.01 14,39.90	(+) 1,16.49
(h) Other Social Services-						
4250-	Other Social Services	0.28	23,06.78 28,13.22	..	23,06.78 28,13.22	(-) 1,00.00
Total-(h) Other social services-		0.28	23,06.78 28,13.22	..	23,06.78 28,13.22	(-) 1,00.00
TOTAL-B SOCIAL SERVICES		1,08,59.69	17,66,19.39 31,05,54.96	2,35,24.07	20,01,43.46 31,05,54.96	(+) 1,16.,62

5. STATEMENT OF PROGRESSIVE CAPITAL EXPENDITURE

Major Head	Description	Expenditure during 2009-10	Progressive expenditure upto 2009-10	Expenditure during 2010-11	Progressive expenditure upto 2010-11	Increase(+)/ Decrease(-) in Percentage
(In lakh of ₹)						
C- ECONOMIC SERVICES						
(a) Agriculture and Allied Activities						
4401-	Crop Husbandry	(-)7,78.86	26,83.44 1,85,08.53	16,87.53	43,70.97 1,85,08.53	(+) 2,17.67
4402-	Soil and Water Conservation	--	(-)4,36.42		(-)4,36.42	
4403-	Animal Husbandry	4,46.64	33,14.86 72,46.80	9,21.09	42,35.95 72,46.80	(+) 1,06.23
4404-	Dairy Development	--	21,18.34 87,84.90	..	21,18.34 87,84.90	..
4405-	Fisheries	1,45.01	10,37.81 5,61.48	69.12	11,06.93 5,61.48	(-) 52.33
4406-	Forestry and Wild Life	13,39.50	1,24,72.75 (-)3,60.51	16,47.17	1,41,19.92 (-)3,60.51	(+) 22.97
4408-	Food Storage and Warehousing	63,90.19	77,95.78 4,89,31.13	(-) 18,85.15	59,10.63 4,89,31.13	(-) 1,29.50
4415-	Agricultural Reasearch and Education	--	31,60.66		31,60.66	
4416-	Investment in Agricultural Financial Institutions		.. 2,66.70		.. 2,66.70	

5. STATEMENT OF PROGRESSIVE CAPITAL EXPENDITURE

Major Head	Description	Expenditure during 2009-10	Progressive expenditure upto 2009-10	Expenditure during 2010-11	Progressive expenditure upto 2010-11	Increase(+)/ Decrease(-) Percentage	in
(In lakh of ₹)							
C- ECONOMIC SERVICES -Contd.							
(a) Agriculture and Allied Activities- Contd.							
4425-	Co-operation	(-)2,88.83	45,98.18 2,89,56.79	(-) 4,93.15	41,05.03 2,89,56.79	(-) 70.23	
4435-	Other Agricultural Programmes	--	(-)3.72		(-)3.72		
Total-(a) Agriculture and Allied Activities-		72,53.65	3,40,21.16 11,56,16.34	19,46.61	3,59,67.77 11,56,16.34	(-) 73.16	
(b) Rural Development							
4515-	Other Rural Development Programmes	70,61.04	4,78,97.49 2,13,32.44	91,82.06	5,70,79.55 2,13,32.44	(+) 30.04	
Total-(b) Rural Development		70,61.04	4,78,97.49 2,13,32.44	91,82.06	5,70,79.55 2,13,32.44	(+) 30.04	

5. STATEMENT OF PROGRESSIVE CAPITAL EXPENDITURE

Major Head	Description	Expenditure during 2009-10	Progressive expenditure upto 2009-10	Expenditure during 2010-11	Progressive expenditure upto 2010-11	Increase(+)/ Decrease(-) Percentage	in
(In lakh of ₹)							
C- ECONOMIC SERVICES-contd.							
(c)- Special Areas Programmes							
4551-	Hill Areas	..	1,13,36.19	..	1,13,36.19		
			23,29,68.93		23,29,68.93		
4575-	Other Special Areas Programmes		
			7,70,23.09		7,70,23.09		
Total-(c)Special Areas Programmes		..	1,13,36.19	..	1,13,36.19		
			30,99,92.02		30,99,92.02		
(d) Irrigation and Flood Control							
4700-	Major Irrigation	2,03,42.84	7,41,12.49	1,89,69.30	9,30,81.79	(-) 6.75	
4701-	Capital Outlay Medium Irrigation	1,99.67	1,49,39.46	2,03.39	1,51,42.85	(+) 1.86	
			67,18,93.44		67,18,93.44		
4702-	Minor Irrigation	56,59.28	8,93,07.36	1,34,48.66	10,27,56.02	(+) 1,37.64	
			13,19,92.77		13,19,92.77		
4705-	Command Area Development	--	11,95.02		11,95.02		
4711-	Flood Control Projects	5,09.66	1,41,38.01	20,62.80	1,62,00.81	(+) 3,04.77	
			4,56,80.52		4,56,80.52		
Total-(d) Irrigation and Flood Control-		2,67,11.45	19,24,97.32	3,46,84.15	22,71,81.47	(+) 29.85	
			85,07,61.75		85,07,61.75		

5. STATEMENT OF PROGRESSIVE CAPITAL EXPENDITURE

Major Head	Description	Expenditure during 2009-10	Progressive expenditure upto 2009-10	Expenditure during 2010-11	Progressive expenditure upto 2010-11	Increase(+)/ Decrease(-) in Percentage
(In lakh of ₹)						
C- ECONOMIC SERVICES-contd.						
(e) Energy						
4801-	Power Projects	6,61,95.00	16,27,99.69 8,19,73.90	56,71.00	16,84,70.69 8,19,73.90	(-) 91.43
4810-	Non-Conventional Sources of Energy	--	0.91		0.91	
	Total-(e) Energy-	6,61,95.00	16,27,99.69 8,19,74.81	56,71.00	16,84,70.69 8,19,74.81	(-) 91.43
(f) Industry and Minerals-						
4851-	Village and Small Industries	1,34.50	41,88.42 1,01,23.39	3,14.73	45,03.15 1,01,23.39	(+) 1,34.00
4853-	Non-ferrous Small Industries	..	56,86.97		56,86.97	
4854-	Cement and Non-Metallic Mineral Industries	..	50,68.47		50,68.47	
4855-	Fertilizer Industries	..	5,70.80		5,70.80	
4858-	Engineering Industries	..	14,00.05	..	14,00.05	

5. STATEMENT OF PROGRESSIVE CAPITAL EXPENDITURE

Major Head	Description	Expenditure during 2009-10	Progressive expenditure upto 2009-10	Expenditure during 2010-11	Progressive expenditure upto 2010-11	Increase(+)/ Decrease(-) Percentage	in
(In lakh of ₹)							
(f)	Industry and Minerals-						
4859-	Telecommunication and Electronics Industries	5,77.65	1,82,95.56 85,93.15	..	1,82,95.56 85,93.15	(-) 1,00.00	
4860-	Consumer Industries	--	11,17,56.76		11,17,56.76		
4885-	Other Industries and Minerals	(-)4,90,00.00	(-)5,39,35.35 2,89,81.50	..	(-)5,39,35.35 2,89,81.50	(+) 1,00.00	
	Total-(f) Industry and Minerals-	(-)4,82,87.85	(-)3,14,51.37 17,21,81.09	3,14.73	(-) 3,11,36.64 17,21,81.09	(+) 1.65	
(g)	Transport-						
5053-	Civil Aviation	2,62.51	1,44,19.82 45,07.32	2,60.79	1,46,80.61 45,07.32	(-) 0.65	
5054-	Roads and Bridges	7,85,04.55	40,18,56.50 53,48,80.57	8,71,76.99	48,90,33.49 53,48,80.57	(+) 11.05	
5055-	Road Transport	22,58.72	1,34,83.92 1,84,60.47	65,00.45	1,99,84.37 1,84,60.47	(+) 1,87.79	
	Total-(g) Transport-	8,10,25.78	42,97,60.24 55,78,48.36	9,39,38.23	52,36,98.47 55,78,48.36	(+) 15.94	

5. STATEMENT OF PROGRESSIVE CAPITAL EXPENDITURE

Major Head	Description	Expenditure during 2009-10	Progressive expenditure upto 2009-10	Expenditure during 2010-11	Progressive expenditure upto 2010-11	Increase(+)/ Decrease(-) in Percentage
(In lakh of ₹)						
(i) Science, Technology and Environment-						
5425-	Other Scientific and Environmental Research	..	4,08.87		4,08.87	
Total-(i) Science, Technology and Environment-			4,08.87		4,08.87	
(j) General Economic Services-						
5452-	Tourism	29,10.77	3,00,84.91 1,37,34.04	57,52.46	3,58,37.37 1,37,34.04	(+) 97.62
5455-	Meteorology	..	1,34.62		1,34.62	
5465-	Investment in General Financial and Trading Institutions	..	50,65.04		50,65.04	
5475-	Other General Economic Services		(-)14,03.54		(-)14,03.54	
Total-(j) General Economic Services-		29,10.77	3,00,84.91 1,75,30.16	57,52.46	3,58,37.37 1,75,30.16	(+) 97.62
TOTAL- C ECONOMIC SERVICES-		14,28,69.84	87,69,45.63 2,12,76,45.84	15,14,89.24	1,02,84,34.87 2,12,76,45.84	(+) 6.03
GRAND TOTAL		16,46,73.37	1,16,68,10.12 2,54,51,79.51	18,54,84.21	1,35,22,94.33 2,54,51,79.51	(+) 12.63

EXPLANATORY NOTE :-

The total investment of the Government in the Share Capital and Debentures of different concerns at the end of 2008-09, 2009-10 and 2010-11 was ₹ 10,71.03 crore and ₹12,40.40 crore and ₹ 12,95.96 crore respectively and the dividend received there from during 2008-09, 2009-10 and 2010-11 was ₹ 0.23 crore and ₹ 0.07 crore and ₹ 0.20 crore. Further details are

given in Statement no 14.

6. STATEMENT OF BORROWINGS AND OTHER LIABILITIES

(i) Statement of Public Debt and Other Liabilities (#)

(In crore of ₹)

Nature of Borrowings	Balance as on 1 st April 2010	Receipts during the year	Repayments during the year	Balance as on 31 st March 2011	Net Increase (+)/ Decrease (-)		As a % of total liabilities
					Amount	%	
A Public Debt					Amount	%	
6003 Internal Debt of the State Government	1,36,57.01	30,45.22	11,53.73	1,55,48.50	18,91.49	13.85	71.99
Market Loans	63,45.53	9,91.52	1,02.00	72,35.05	8,89.52	14.02	33.50
Ways and Means Advances from the RBI	3,98.49	6,60.98	7,05.87	3,53.60	(-) 44.89	(-) 11.27	1.64
Bonds	0.77	0.77	..	--	0.00
Loans from Financial Institutions	9,24.33	3,18.37	1,35.76	11,06.94	1,82.61	19.76	5.13
Special Securities issued to National Small Savings Fund	56,44.69	10,74.35	1,52.90	65,66.14	9,21.45	16.32	30.40
Other Loans	3,43.20	..	57.20	2,86.00	(-) 57.20	(-) 16.67	1.32
6004 Loans and Advances from the Central Government	4,18.99	42.94	26.61	435.32	16.33	3.90	2.02
Non Plan-Loans	10.54	..	1.30	9.24	(-) 01.30	(-) 12.33	0.04
Loans for State/ Union Territory Plan Schemes	3,78.03	42.94	23.52	3,97.45	19.42	5.14	1.84

(# Detailed Account is given at Pages 255 to 277)

6. STATEMENT OF BORROWINGS AND OTHER LIABILITIES

(i) Statement of Public Debt and Other Liabilities

(In crore of ₹)

Nature of Borrowings	Balance as on 1 st April 2010	Receipt during the year	Repayments during the year	Balance as on 31 st March 2011	Net Increase (+)/ Decrease (-)		As a % of total liabilities
Loans for Central Plan Schemes	0.05	0.05	..	--	0.00
Loans for Centrally Sponsored Plan Schemes	29.84	..	1.79	28.05	(-) 1.79	(-) 6.00	0.13
Pre 1984-85 Loans	0.53	0.53	..	--	0.00
Total Public Debt	1,40,76.00	30,88.16	11,80.34	1,59,83.82	19,07.82	13.55	74.00
B. Other liabilities							
Public Accounts							
Small savings, Provident Funds etc.	29,53.45	13,72.65	5,02.93	38,23.17	8,69.73	29.45	17.17
Reserve funds bearing interest	0.01	--	--	0.01	..	--	0.00
Reserve funds not bearing interest	1,44.77	1,53.15	126.29	1,71.63	26.86	18.55	0.79
Deposits bearing interest	2,82.14	2,00.92	2,62.12	2,20.94	(-) 61.20	(-) 21.69	1.02
Deposits not bearing interest	12,92.08	21,45.51	20,38.72	13,98.87	1,06.78	8.26	6.48
Total other liabilities	46,72.45	38,72.23	29,30.06	56,14.62	9,42.17	17.44	26.00
Total Public Debt and other liabilities	1,87,48.45	69,60.39	41,10.40	2,15,98.44	28,49.99	14.63	100.00

For details on amortization arrangements, service of debt etc. explanatory notes to this statement at pages 43 to 45 may be seen.

Explanatory Notes to Statement 6

1. Amortisation arrangements- Government of Uttarakhand has created a 'Consolidated Sinking Fund' for amortization of loans raised by it in the open market which has come into force with effect from the financial year 2000-2001. The fund has been built up by contribution from revenue (Consolidated Fund) and interest accrued on the investments made out of the Fund. The Government shall contribute and continue to contribute an amount equivalent to a minimum of 3 *percent* of the outstanding open market loans as at the end of the previous year. This Fund is to be utilized as an amortization Fund for redemption of the open market loans of the Government, commencing from the financial year 2004-05. The Fund shall not be utilized for any purpose other than redemption of open market loans of the Government. The total amount as open market loans stood at ₹ 72,35.05 crore as on 31st March 2011.

The total balance in the 'Consolidated Sinking Fund' as on 31st March 2011. was ₹ 9,53.00 crore. Out of this, an amount of ₹ 8,78.62 crore was invested in the Government of India Securities, leaving a net balance of ₹ 74.38 crore in the Fund.

2. Loans from Small Saving Fund ó Loans out of the collection in the 'Small Savings Schemes' and 'Public Provident Fund' in the Post offices are being shared between the State Government and the Central Government in the ratio of 3:1. A separate fund viz. 'National Small Savings Fund' was created in 1999-2000 for the purpose of release of loans out of Small Savings collections. The loans received during 2010-11 amounted to ₹ 10,74.35 crore and ₹ 1,52.90 crore was repaid during the year. **The balance outstanding at the end of the year was ₹ 65,66.15 crore which was 30.40 *per cent* of the total Liabilities of the State Government as on 31st March 2011.**

3. Market Loans- These are long term loans raised in the market having a currency of more than twelve months. During the year 2010-11 three loans , 8.58% Govt. Stock 2020 for ₹ 5,00.00 crore, 8.12 % Govt. Stock 2020 for ₹ 2,00.00 crore and 8.55 Govt Stock 2021 amounting to ₹ 2,91.52 crore were raised in the months of April 2010, July 2010 and January 2011 respectively.

4. Loans and Advances from GOI. The borrowings from the Government of India increased by ₹ 16.33 crore from ₹ 4,18.99 crore at the end of 2009-10 to ₹ 4,35.32 crore at the end of 2010-11.

5. Service of debt

Interest on debt and other obligations ó The outstanding gross debt and other obligations and the total net amount of interest charges met from revenue during 2009-10 and 2010-11 were as shown below:-

	2009-10	2010-11	Net increase (+)/ decrease (-) during the year
	<i>(In crore of ₹)</i>		
(i) Gross debt and other obligations outstanding at the end of the year			
(a) Public Debt and Small Savings, Provident Funds etc.	1,70,29.45	1,98,06.99	(+ 27,77.54
(b) Other obligations	17,19.00	17,91.45	(+ 72.45
Total (i)	1,87,48.45	2,15,98.44	(+ 28,49.99
(ii) Interest paid by Government			
(a) On Public Debt and Small Savings, Provident Funds etc	12,62.56	14,58.47	(+ 195.91
(b) On other obligations	75.41	21.11	(-) 54.30
	13,37.97	14,79.58	(+ 1,41.61

(45)

(iii)	Deduct			
(a)	Interest received on loans and advances given by Government	0.82	7.98	(+) 7.18
(b)	Interest realized on investment of cash balances	9.44	13.78	(+) 4.34
	Total (ii)	10.26	21.76	(+) 11.50
(iv)	Net interest charges	13,27.71	14,57.82	(+) 1,30.11
(v)	Percentage of gross interest (item (ii)) to total revenue receipts	14.10	12.75	(-) 1.35
(vi)	Percentage of net interest (item (iv)) to total revenue receipts	14.00	12.56	(-) 1.44

There was in addition certain other receipts and adjustments totaling ₹ 31.99 crore such as interest received from commercial departments, interest on arrears of revenue and interest on "Miscellaneous" account. If these are also deducted, the net burden of interest on the revenue would be ₹ 14,25.83 crore which works out to 12.28 percent of the revenue.

The Government also received ₹ 0.21 crore during the year as dividend on investments in various undertakings.

6. Appropriation for reduction or avoidance of Debt. The amount appropriated from revenue during 2010-11 for Reduction or Avoidance of Debt and Guarantee Redemption Fund was ₹1,25.00 crore and 0.00 respectively.

7. STATEMENT OF LOANS AND ADVANCES GIVEN BY THE GOVERNMENT

Sectors/Loanee Groups	Balance on April 1, 2010	Disbursements during the year	Repayments during the year	Loans and advances written off	Balance on March 31, 2011	% increase/decrease during the year
<i>(In crore of ₹)</i>						
General Services	-	-	-	-	-	-
Statutory corporations
Government companies
Others	15.98	15.98	..
Total – General Services	15.98	15.98	..
Social services						
Universities/Academic Institutions
Panchayati Raj Institutions	
Municipalities/Municipal Councils/Municipal Corporations
Urban Development Authorities	20.87				20.87	
Housing Boards
State Housing Corporation
Statutory Corporations
Government Companies
Co-operative Societies/ Co-operative Corporations/ Banks
Others	21.22	21.22	..
Total- Social Services	42.09	42.09	..

7. STATEMENT OF LOANS AND ADVANCES GIVEN BY THE GOVERNMENT

Sectors/Loanee Groups	Balance on April 1, 2010	Disbursements during the year	Repayments during the year	Loans and advances written off	Balance on March 31, 2011	% increase/ decrease during the year
<i>(In crore of ₹)</i>						
Economic Services						
Panchayati Raj Institutions
Municipalities/Municipal Councils/Municipal Corporations
Urban Development Authorities
Statutory Corporations
Government Companies	3,88.60	58.26	76.53	..	3,70.33	
Co-operative Societies/ Co-operative Corporations/ Banks	13.22	0.26	0.31	..	13.17	
Others	2,76.75	0.01	1.50	..	2,75.26	
Total- Economic Services	6,78.57	58.53	78.34		6,58.76	
Govt. Servants	5.31	1.05	6.53		(-) 0.17	
Total Govt. Servant	5.31	1.05	6.53		(-) 0.17 *	
Loans for Miscellaneous purposes	1.14	0.10	1.24	
Total – Loans for Miscellaneous purposes	1.14	0.10	1.24	
Total – Loan and Advances	7,43.09	59.68	84.87	..	7,17.90	

(*) Minus balance is due to un-apportionment of composite balances.

(ii) Recoveries in Arrears

The position of recoveries in arrear of loans and advances is not available.

8. STATEMENT OF GRANTS IN AID GIVEN BY THE GOVERNMENT**(i) Grants in aid paid in cash**

Grantee Institution	Grants released				Grants for creation of capital assets	
	2009-10		2010-11		2009-10	2010-11
			Non Plan	Plan including CSS and CP	Total	
(In lakh of ₹)						
1. Panchayati Raj Institutions						
(i) Zilla Panchayats	40,29.63		48,31.04	..	48,31.04	..
(ii) Block Panchayat	58,13.37		72,19.20	..	72,19.20	..
(iii) Gram Panchayats	1,03,82.14		1,27,24.78	..	1,27,24.78	..
2. Urban Local Bodies						
(i) Municipal Corporations	26,66.33		32,50.10	..	32,50.10	..
(ii) Municipalities/ Municipal Councils	79,65.52		98,38.27	..	98,38.27	..
(iii) Nagar Panchayat/ Notified Area Committees	16,15.63		21,25.73	..	21,25.73	..
3. Public Sector Undertakings						
(i) Government Companies	40.00	
(ii) Statutory Corporations
4. Autonomous Bodies						
(i) Universities	56,41.19		29,85.03	38,55.92	68,40.95	..
(ii) Development Authorities	5,71,47.45		52.55	1,56,22.03	1,56,74.58	..
(iii) Cooperative Institutions	8,91.82		1.79	9,51.88	9,53.67	..
(iv) Others	..		61,71.46	7,21,35.12	7,83,06.58	..
5. Non-Government Organisations	38,81.38		25,94.97	10,71.62	36,66.59	..
6. Others	8,46,59.01		73,21.01	10,71.62	36,66.59	..
Total	18,47,33.47		5,91,15.93	13,31,11.81	19,22,27.24	..

9. STATEMENT OF GUARANTEES GIVEN BY THE GOVERNMENT

A. Sectorwise details of guarantees

₹ lakh of ₹)

Sector	Maximum Amount guaranteed (#)		Outstanding at the beginning of 2010-11		Additions (+) during the year	Deletions (other than invoked) during the year	Invoked during the year		Outstanding at the end of 2010-11		Guarantee Commission or fee		Other material details
	Principal	Interest	Principal	Interest			Discharged	Not Discharged	Principal	Interest	Received	Not Received	
Power (4)	18,78,17.91	(a)	13,08,99.93	13,08,99.93	(a)	(a)	(a)	..	
Cooperative (1)	1,25,00.00	(a)	1,25,00.00	1,25,00.00	(a)	(a)	(a)	..	
State Financial Corporation (1)	15,00.00	(a)	7,81.80	7,81.80	(a)	(a)	(a)	..	
Urban development and Housing (1)	14,58.80	(a)	15,92.86	15,92.86	(a)	(a)	(a)	..	
Municipalities Universities Local Bodies (1)	84,02.00	(a)	48,24.00	48,24.00	(a)	(a)	(a)	..	
Other Institutions (1)	5,00.00	(a)	5,00.00	5,00.00	(a)	(a)	(a)	..	
TOTAL	21,21,78.71	..	15,10,98.59	15,10,98.59	

(a) Information not available

#) Based on available information

9. STATEMENT OF GUARANTEES GIVEN BY THE GOVERNMENT

B. Class-wise details of Guarantees

In lakh of ₹)

Class	Maximum Amount guaranteed (#)		Outstanding at the beginning of 2010-11		Additions (+) during the year	Deletions (other than invoked) during the year	Invoked during the year		Outstanding at the end of 2010-11		Guarantee Commission or fee		Other material details
	Principal	Interest	Principal	Interest			Discharged	Not Discharged	Principal	Interest	Received	Not Received	
NABARD (1)	1,25,00.00	(a)	1,25,00.00	(a)	1,25,00.00	(a)	(a)	(a)	..
Rural Electrification Corporation New- Delhi (3)	5,43,17.91	(a)	3,01,49.93	(a)	3,01,49.93	(a)	(a)	(a)	..
Power Finance Corporation New- Delhi (1)	13,35,00.00	(a)	10,07,50.00	(a)	10,07,50.00	(a)	(a)	(a)	..
National SC Finance and Development Corporation Ltd.	5,00.00	(a)	7,81.80	(a)	7,81.80	(a)	(a)	(a)	..
National ST Finance and Development Corporation Ltd.	1,00.00	(a)		(a)		(a)	(a)	(a)	..
National Backward Finance and Development Corporation Ltd.	5,00.00	(a)		(a)		(a)	(a)	(a)	..
National Safai Karamcharai Finance and Development Corporation Ltd. (1)	1,00.00	(a)		(a)		(a)	(a)	(a)	..
National Minorities Finance and Development Corporation Ltd.	1,00.00	(a)		(a)		(a)	(a)	(a)	..
National Handicapped Finance and Development Corporation Ltd.	2,00.00	(a)		(a)		(a)	(a)	(a)	..
National Minority Welfare and Wakf Development Corporation (1)	5,00.00	(a)	5,00.00	(a)	5,00.00	(a)	(a)	(a)	..
Housing and Urban Development Corporation New- Delhi (2)	98,60.80		64,16.86						64,16.86	(a)	(a)	(a)	MDDA & SUDA
TOTAL	21,21,78.71	..	15,10,98.59	15,10,98.59

(a) Information not available.

(@) Outstanding guarantees in respect of individual corporations is not known.

(#) Consolidated information regarding guarantees given by the Uttarakhand State Government was not available in the Finance Department. Nevertheless Finance Department of the State Government provided photocopies of some agreements between the parties.

9. STATEMENT OF GUARANTEES GIVEN BY THE GOVERNMENT

C . Sector-wise details for each class: For Guarantees

₹ lakh of ₹)

Sector and Class	Maximum Amount guaranteed (#)		Outstanding at the beginning of 2010-11		Additions (+) during the year	Deletions (other than invoked) during the year	Invoked during the year		Outstanding at the end of 2010-11		Guarantee Commission or fee		Other material details
	Principal	Interest	Principal	Interest			Discharged	Not Discharged	Principal	Interest	Received	Not Received	
Power (4)													
(i) Rural Electrification Corporation (3)	5,43,17.91	(a)	3,01,49.93	(a)	3,01,49.93	(a)	(a)	(a)	..
(ii) Power Finance Corporation (1)	13,35,00.00	(a)	10,07,50.00	(a)	10,07,50.00	(a)	(a)	(a)	
Cooperative (1)													
(i) NABARD	1,25,00.00	(a)	1,25,00.00	(a)	1,25,00.00	(a)	(a)	(a)	
State Financial Corporation (1)													
(i) National SC Finance and Development Corporation Ltd.	5,00.00		7,81.80	(@)	7,81.80	(@)	(a)	(a)	(a)
(ii) National ST Finance and Development Corporation Ltd.	1,00.00												
(iii) National Backward Finance and Development Corporation Ltd.	5,00.00	(a)											
(iv) National Safai Karamcharai Finance and Development Corporation Ltd.	1,00.00												
(v) National Minorities Finance and Development Corporation Ltd.	1,00.00												
(vi) National Handicapped Finance and Development Corporation Ltd.	2,00.00												
Urban development and Housing (1)													
Housing and Urban Corporation Ltd.	14,58.80	(a)	15,92.86	15,92.86	(a)	(a)	(a)	..
Municipalities Universities Local Bodies (1)													
Housing and Urban Corporation Ltd.	84,02.00	(a)	48,24.00	48,24.00	(a)	(a)	(a)	
Other Institutions (1)													
National Minority Welfare and Wakf Development Corporation	5,00.00	(a)	5,00.00	5,00	(a)	(a)	(a)	
TOTAL	21,21,78.71	..	15,10,98.59	15,10,98.59

(a) Information not available

9. STATEMENT OF GUARANTEES GIVEN BY THE GOVERNMENT

The particulars of the guarantees are given below

	Public or other body for which guarantee has been given	Brief nature of guarantee	Maximum amount guaranteed (Principal only)	Sums guaranteed outstanding on 31st March 2011	
				Principal	Interest
(In lakh of ₹)					
1.	POWER (4)				
	I. Uttarakhand Hydroelectric Power Corporation Ltd. (Maneri Bali IInd Phase)	For Maneri Bali Project	13,35,00.00	10,07,50.00	
	II. Uttarakhand Power Transmission Corporation Limited (PITCUL)	Strengthening the primary system in Power transmission	1,65,50.55	85,46.93	
	III. Uttarakhand Power Transmission Corporation Limited (for repayment of pending loans)	Repayment of Loans, resume flow of credit for implementation of Rural electrification programme	2,38,25.00	1,81,03.00	
	IV. Uttaranchal Power Corporation Ltd.	System improvement, augmentation construction of Transmission Lines	1,39,42.36	35,00.00	
	TOTAL-Power		18,78,17.91	13,08,99.93	
2.	COOPERATIVES (1)				
	<i>(i) Co-operative Banks (1)</i>				
	Uttarakhand State Cooperative Bank Limited Haldwani	For agriculture and rural development	1,25,00.00	1,25,00.00	
3.	STATE FINANCIAL CORPORATION (1)				
	I. Uttarakhand Multipurpose Financial and Development Corporation	Implementation of projects for the benefit of SC, ST, scavengers, safai karamcharis, Backward classes, minorities and disable person	15,00.00	7,81.80	
4.	URBAN DEVELOPMENT AND HOUSING (1)				
	I. State Urban Development Agency	Low cost Sanitation Scheme for various Towns VAMBAY	14,58.80	15,92.86	
5.	MUNICIPALITIES/ UNIVERSITIES/ LOCAL/BODIES (1)				
	(i) Municipal Corporation (I) Mussorie Dehradun Development Authority	For Land acquisition Scheme	84,02.00	48,24.00	
6.	OTHER INSTITUTIONS				
	Uttarakhand Minority welfare and Wakf Development Corporation	Implementation of various projects for benefit of minorities	5,00.00	5,00.00	
GRAND TOTAL			21,21,78.71	15,10,98.59	

(a) Information not available.

VAMBAY- Valmiki Ambedkar Awas Yojna for Slum Areas .

9. STATEMENT OF GUARANTEES GIVEN BY THE GOVERNMENT

EXPLANATORY NOTE

(A) Guarantee Redemption Fund: The State Government set up the Guarantee Redemption Fund in the year 2007-08. The detailed account of the Fund is given below:

	(In lakh of ₹)
(i) Opening Balance	25,00.00
(ii) Add: Amount transferred to the Fund during the year	í
(iii) Total	25,00.00
(iv) Deduct: Amount met from the Fund for discharge of invoked guarantees.	..
(v) Closing Balance	25,00.00
(vi) Amount of investment made out of the Guarantee Redemption Fund	25,00.00

The State Legislature has passed "**Uttaranchal Fiscal Responsibility and Budget Management Act, 2005**" laying down the principles for fiscal management. Under the act the Government shall not give guarantee for any amount exceeding the limits stipulated under any rule or law of the State Government existing at the time of the coming into force of the act or any other rule or law to be made by the State Government subsequent to coming into force of the act. However the State Government has not intimated whether any such rule or law exists or has been passed by the legislature. In the absence of such limit it could not be ascertained whether the Guarantees given by the Government of Uttarakhand were within the limits.

(B) Guarantees Invoked : The State Government has not intimated whether any Guarantee has been invoked during 2010-11.

(C) "Letter of Comfort" : The State Government has not intimated whether any "Letter of Comfort" has been issued during the year 2010-11.

10. STATEMENT OF VOTED AND CHARGED EXPENDITURE

Particulars	Actuals					
	2010-11			2009-10		
	Charged	Voted	Total	Charged	Voted	Total
	(In Lakh of ₹)					
Expenditure Heads (Revenue Account)	16,36,07.25	99,84,99.58	1,16,21,06.83	14,13,95.27	92,43,51.48	1,06,57,46.75
Expenditure Heads (Capital Account)	2,02.45	18,52,81.76	18,54,84.21	34.74	16,46,38.63	16,46,73.37
Disbursements under Public Debt, Loans and Advances , Inter State Settlement and Transfer to Contingency Fund (a)	11,80,34.16	5,74,67.97	17,55,02.13	13,72,68.43	30,05.64	14,02,74.07
TOTAL	28,18,43.86	1,24,12,49.31	1,52,30,93.17	27,86,98.44	1,09,19,95.75	1,37,06,94.19
(a) The figures have been arrived as follows:						
E--Public Debt						
Internal Debt of State Government	11,53,72.84		11,53,72.84	13,36,28.95		13,36,28.95
Loans and Advances from Central Govt.	26,61.32		26,61.32	36,39.48		36,39.48
F--Loans and Advances						
Loans for General Services	
Loans for Social Services	
Loans for Economic Services		58,52.64	58,52.64		28,64.88	28,64.88
Loans to Government servants		1,05.33	1,05.33		1,30.76	1,30.76
Loans for Misc. purposes		10.00	10.00		10.00	10.00
G-Inter State Settlement						
Inter State Settlement				
H.Transfer to Contingency Fund						
H.Transfer to Contingency Fund		5,15,00.00	5,15,00.00			

(a) More detailed Account is given in Statement No 18 at pages 332 to 351

10. STATEMENT OF VOTED AND CHARGED EXPENDITURE

The percentage of charged expenditure and voted expenditure to total expenditures during 2009-10 and 2010-11 was as under:

Year	Percentage of total expenditure	
	Charged	Voted
2009-10	20.33	79.67
2010-11	18.50	81.50

PART II

11- DETAILED STATEMENT OF REVENUE AND CAPITAL RECEIPTS BY MINOR HEADS

Heads	Actuals		Percentage Increase (+)/ Decrease (-) during the year
	2010-11	2009-10	
	(In lakh of ₹)		
RECEIPT HEADS (Revenue Account)			
A- Tax Revenue (The figures are net after taking into account refunds)			
(a) Taxes on Income and Expenditure-			
0020- Corporation Tax			
901- Share of net proceeds assigned to States	9,61,53.00	6,37,85.00	(+) 50.75
Total -0020	9,61,53.00	6,37,85.00	(+) 50.75
0021- Taxes on Income other than Corporation Tax-			
901- Share of net Proceeds assigned to States	5,08,11.00	3,55,31.00	(+) 43.00
Total -0021	5,08,11.00	3,55,31.00	(+) 43.00
0023- Hotel Receipt Tax			
800- Other Receipts	9,69.04	7,12.62	(+) 35.98
Total-0023	9,69.04	7,12.62	(+) 35.98
0028 Other Taxes on Income and Expenditure			
901- Share of net Proceeds assigned to States	
Total-0028	
Total-(a) Taxes on Income and Expenditure	14,79,33.04	10,00,28.62	(+) 47.89
(b) - Taxes on Property, Capital and other Transactions-			
0029- Land Revenue-			
101- Land Revenue Tax	17,48.05	8,26.91	(+) 111.40
800- Other Receipts	82.47	52.67	(+) 56.58
Total-0029	18,30.52	8,79.58	(+)108.11

11- DETAILED STATEMENT OF REVENUE AND CAPITAL RECEIPTS BY MINOR HEADS

Heads	Actuals		Percentage Increase (+)/ Decrease (-) during the year
	2010-11	2009-10	
(In lakh of ₹)			
A - TAX REVENUE- contd.			
(b) - Taxes on Property, Capital and other Transactions-			
0030- Stamps and Registration Fees-			
<i>01- Stamps-Judicial-</i>			
800- Other Receipts	67,66.60	73,68.12	(-) 8.16
Total-01	67,66.60	73,68.12	(-) 8.16
<i>02- Stamps - Non-Judicial-</i>			
800- Other Receipts	3,00,99.94	2,87,75.53	(+) 4.60
Total-02	3,00,99.94	2,87,75.53	(+) 4.60
<i>03- Registration Fees</i>			
104- Fees for registering documents	0.00	0.09	(-)100.00
800- Other Receipts	70,83.87	37,26.39	(+) 90.10
Total-03	70,83.87	37,26.48	(+) 90.09
Total-0030	4,39,50.41	3,98,70.13	(+) 10.23
0032- Taxes on Wealth			
<i>60- Other than Agricultural Land</i>			
901- Share of net Proceeds assigned to States	1,97.00	1,44.00	(+) 36.81
Total-60	1,97.00	1,44.00	(+) 36.81
Total-0032	1,97.00	1,44.00	(+) 36.81
Total (b) Taxes on Property, Capital and other Transactions	4,59,77.93	4,08,93.71	(+) 12.43

11- DETAILED STATEMENT OF REVENUE AND CAPITAL RECEIPTS BY MINOR HEADS

Heads	Actuals		Percentage Increase (+)/ Decrease (-) during the year
	2010-11	2009-10	
(In lakh of ₹)			
A - TAX REVENUE- contd.			
(c)- Taxes on Commodities and Services-			
0037 Customs-			
901 Share of net Proceeds assigned to States	4,30,16.00	2,16,92.00	(+) 98.30
Total-0037	4,30,16.00	2,16,92.00	(+) 98.30
0038 Union Excise Duties-			
<i>01 Shareable Duties-</i>			
901 Share of net Proceeds assigned to States	3,12,93.00	1,74,73.00	(+) 79.09
Total-01	3,12,93.00	1,74,73.00	(+) 79.09
Total-0038	3,12,93.00	1,74,73.00	(+) 79.09
0039 State Excise-			
101 Country Spirits	7,18,46.79	6,88,56.29	(+) 4.34
102 Country fermented Liquor	18,72.49	1,66.81	(+) 1022.53
103 Malt Liquor	1.42	1.51	(-) 5.96
105 Foreign Liquors and Spirits	18,23.46	7,32.63	(+) 148.89
106 Commercial and denatured Spirits and medicated wines	..	20.15	(-) 100.00
150 Fines, and Confiscations	0.34	0.08	(+) 325.00
800 Other Receipts	47.39	6,86.05	(-) 93.09
Total-0039	7,55,91.89	7,04,63.52	(+) 7.28

11- DETAILED STATEMENT OF REVENUE AND CAPITAL RECEIPTS BY MINOR HEADS

Heads	Actuals		Percentage Increase (+)/ Decrease (-) during the year	
	2010-11	2009-10		
(In lakh of ₹)				
A TAX REVENUE-contd.				
(c)- Taxes on Commodities and Services-contd				
0040- Taxes on Sales,Trade etc				
101 Receipts under Central Sales Tax Act	3,16,63.43	2,62,51.33	(+) 20.62	
102 Receipts under State Sales Tax Act	26,16,67.43	19,76,64.37	(+) 32.38	
103 Tax on sale of motor spirits and lubricants	..	8.56	(-) 100.00	
106 Tax on purchase of sugarcane	7,17.52	7,59.55	(-) 5.53	
	Total-0040	29,40,48.38	22,46,83.81	(+) 30.87
0041 Taxes on Vehicles				
101 Receipts under the Indian Motor Vehicles Act	1,66,56.16	1,73,47.14	(-) 3.98	
102 Receipts under the State Motor Vehicles Acts	60,70.04	11,08.89	(+) 447.40	
	Total-0041	2,27,26.20	1,84,56.03	(+) 23.14
0042 Taxes on Goods and Passenger				
103 Tax Collections Passenger Tax	0.04	0.03	(+) 33.33	
	Total-0042	0.04	0.03	(+) 33.33

11- DETAILED STATEMENT OF REVENUE AND CAPITAL RECEIPTS BY MINOR HEADS

Heads	Actuals		Percentage Increase (+)/ Decrease (-) during the year
	2010-11	2009-10	
(In lakh of ₹)			
A TAX REVENUE-concl.			
(c)- Taxes on Commodities and Services-contd			
0043- Taxes and Duties on Electricity-			
101- Taxes on consumption and sale of Electricity	2,00.66	2,02.74	(-) 1.03
102- Fees under the Indian Electricity Rules	..	8.19	(-) 100.00
800- Other Receipts	15.71	0.09	(+) 17355.56
Total-0043	2,16.37	2,11.02	(+) 2.54
0044- Service Tax-			
901- Share of net Proceeds assigned to States	2,45,37.00	1,63,76.00	(+) 49.84
Total-0044	2,45,37.00	1,63,76.00	(+) 49.84
0045- Other Taxes and Duties on Commodities and Services-			
101- Entertainment Tax	12,15.15	6,27.08	(+) 93.78
102- Betting Tax	..	0.02	(-) 100.00
Total-0045	12,15.15	6,27.10	(+) 93.77
Total-(c) Taxes on Commodities and Services	49,26,44.03	36,99,82.51	(+) 33.15
Total-A-TAX REVENUE	68,65,55.00	51,09,04.84	(+) 34.38

11- DETAILED STATEMENT OF REVENUE AND CAPITAL RECEIPTS BY MINOR HEADS

Heads	Actuals		Percentage Increase (+)/ Decrease (-) during the year
	2010-11	2009-10	
(In lakh of ₹)			
B- NON-TAX REVENUE-			
(a)- Fiscal Services-			
0047- Other Fiscal Services-			
800- Other Receipts	0.28	1.47	(-) 80.95
Total- 0047	0.28	1.47	(-) 80.95
Total (a) Fiscal Services	0.28	1.47	(-) 80.95
(b)- Interest Receipts, Dividends and Profits-			
0049- Interest Receipts-			
<i>04- Interest Receipts of State/Union Territory Governments-</i>			
103- Interest from Departmental Commercial Undertakings	31,99.28	43,45.47	(-) 26.38
110- Interest realised on investment of Cash Balances	13,78.17	9,43.58	(+) 46.06
800- Other Receipts	7,98.42	81.91	(+) 874.76
Total-04	53,75.87	53,70.96	(+) 0.09
Total-0049	53,75.87	53,70.96	(+) 0.09
0050- Dividends and Profits-			
200- Dividends from Other Investments	20.80	7.41	(+) 180.70
Total-0050	20.80	7.41	(+) 180.70
Total-(b)Interest Receipts, Dividends and Profits	53,96.67	53,78.37	(+) 0.34

11- DETAILED STATEMENT OF REVENUE AND CAPITAL RECEIPTS BY MINOR HEADS

Heads	Actuals		Percentage Increase (+)/ Decrease (-) during the year
	2010-11	2009-10	
	(In lakh of ₹)		
B- NON TAX REVENUE-contd.			
(c) Other Non Tax Revenue-			
(i)- General Services			
0051- Public Service Commission-			
105- State PSC Examination Fees	59.31	68.32	(-) 13.19
Total-0051	59.31	68.32	(-) 13.19
0055- Police-			
101- Police supplied to other Governments	9,29.76	9,19.03	(+) 1.17
103- Fees , Fines and Forfeitures	31.81	15.51	(+) 105.09
104- Receipts Under Arms Act	11.14	2.19	(+) 408.68
800- Other Receipts	1,53.78	24.84	(+) 519.08
Total-0055	11,26.49	9,61.57	(+) 17.15
0056- Jails-			
800- Other Receipts	87.42	1,34.14	(-) 34.83
Total-0056	87.42	1,34.14	(-) 34.83
0058- Stationery and Printing-			
101- Stationery Receipts	2,24.05	2,22.39	(+) 0.75
Total-0058	2,24.05	2,22.39	(+) 0.75

11- DETAILED STATEMENT OF REVENUE AND CAPITAL RECEIPTS BY MINOR HEADS

Heads	Actuals		Percentage Increase (+)/ Decrease (-) during the year
	2010-11	2009-10	
(In lakh of ₹)			
B- NON TAX REVENUE-contd.			
(c)- Other Non Tax Revenue-contd			
(i)- General Services			
0059- Public Works-			
01- Office Buildings-			
011- Rents	6.23	1.95	(+) 219.49
103- Recovery of percentage Charges	3,44.66	88.66	(+) 288.74
800- Other Receipts	21,32.48	18,59.31	(+) 14.69
Total -01	<u>24,83.37</u>	<u>19,49.92</u>	<u>(+) 27.36</u>
Total-0059	<u>24,83.37</u>	<u>19,49.92</u>	<u>(+) 27.36</u>
0070- Other Administrative Services-			
01- Administration of Justice-			
102- Fines and Forfeitures	46,53.16	20,09.93	(+) 131.51
Total-01	<u>46,53.16</u>	<u>20,09.93</u>	<u>(+) 131.51</u>
02- Elections-			
800 Other Receipts	..	1,00.00	(-) 100.00
Total-02	<u>..</u>	<u>1,00.00</u>	<u>(-) 100.00</u>

11- DETAILED STATEMENT OF REVENUE AND CAPITAL RECEIPTS BY MINOR HEADS

Heads	Actuals		Percentage Increase (+)/ Decrease (-) during the year
	2010-11	2009-10	
(In lakh of ₹)			
B- NON TAX REVENUE-contd.			
(c)- Other Non Tax Revenue-contd			
(i)- General Services			
0070- Other Administrative Services-			
60- Other Services-			
110- Fees for Govt. Audit	19.80	4.02	(+) 392.54
800- Other Receipts	41.60	4.29	(+) 869.70
Total-60	61.40	8.31	(+) 638.87
Total-0070	47,14.56	21,18.24	(+) 122.57
0071- Contributions and recoveries towards Pension and other Retirement benefits-			
01- Civil-			
101- Subscriptions and Contributions	94,18.00	37,42.94	(+) 151.62
117- Defined Contribution Pension Scheme for Govt. Employees	(-) 45,09.20 #	..	Not computable
Total-01	49,08.81	37,42.94	(+) 31.15
Total-0071	49,08.81	37,42.94	(+) 31.15
0075- Miscellaneous General Services-			
105- Sale of Land and Property	14,54.95	9,32.23	(+) 56.07
800- Other Receipts	13,68.40 *	5,09.08	(+) 168.80
Total-0075	28,23.35	14,41.31	(+) 95.89
Total-(i) General Services	1,64,27.36	1,06,38.83	(+) 54.41

(*) Includes recovery of Debt relief granted by Department of Expenditure Ministry of Finance Government of India for the year 2008-09.

(Total amount ₹ 13,07.90 lakh)

(#) Represents payments made to NSDL including that of previous years.

11- DETAILED STATEMENT OF REVENUE AND CAPITAL RECEIPTS BY MINOR HEADS

Heads	Actuals		Percentage Increase (+)/ Decrease (-) during the year
	2010-11	2009-10	
	(In lakh of ₹)		
B- NON TAX REVENUE-contd.			
(c)- Other Non Tax Revenue-contd.			
(ii) - Social Services-			
0202- Education, Sports, Art and Culture-			
<i>01- General Education-</i>			
101- Elementary Education	47,19.28	33,58.26	(+) 40.53
102- Secondary Education	0.02	56.18	(+) 99.96
Total-01	47,19.30	34,14.44	(+) 38.22
<i>02- Technical Education</i>			
101- Tutions and Other Fees	8.22	3.05	(+) 169.51
800- Other Receipts	..	0.10	(-) 100.00
Total-02	8.22	3.15	(+) 160.95
<i>04- Art and culture</i>			
101- Archives and Museums	0.08	..	Not computable
800- Other Receipts	19.22	..	Not computable
Total-04	19.30		Not computable
Total-0202	47,46.82	34,17.59	(+) 38.89
0210- Medical and Public Health-			
<i>01- Urban Health Services-</i>			
020- Receipts from patients for hospital and dispensary services	0.68	0.76	(-) 10.53
800- Other Receipts	29,00.55	11,73.79	(+) 147.11
Total-01	29,01.23	11,74.55	(+) 147.01

11- DETAILED STATEMENT OF REVENUE AND CAPITAL RECEIPTS BY MINOR HEADS

Heads	Actuals		Percentage Increase (+)/ Decrease (-) during the year
	2010-11	2009-10	
		(In lakh of ₹)	
B- NON TAX REVENUE-contd.			
(c)- Other Non Tax Revenue-contd.			
(ii) Social Services-contd.			
0210- Medical and Public Health-			
103- Fees and Fine	..	(-)2.05	Not computable
Total 04	..	(-)2.05	Not computable
Total-0210	29,01.23	11,72.50	(+) 147.44
0211- Family Welfare-			
800- Other Receipts	10.72	2.25	(+) 376.44
Total-0211	10.72	2.25	(+) 376.44
0215- Water Supply and Sanitation			
01- Water Supply			
103- Receipts from Urban water supply schemes	3,14.07	31.44	(+) 898.95
Total-01	3,14.07	31.44	(+) 898.95
Total-0215	3,14.07	31.44	(+) 898.95

11- DETAILED STATEMENT OF REVENUE AND CAPITAL RECEIPTS BY MINOR HEADS

Heads	Actuals		Percentage Increase (+)/ Decrease (-) during the year
	2010-11	2009-10	
(In lakh of ₹)			
B- NON TAX REVENUE-contd.			
(c)- Other Non Tax Revenue-contd.			
(ii) Social Services-contd.			
0216- Housing-			
<i>01- Government Residential Buildings-</i>			
106- General Pool Accomodation	1,61.32	1,60.17	(+) 0.72
Total-01	1,61.32	1,60.17	(+) .72
Total-0216	1,61.32	1,60.17	(+) 0.72
0217- Urban Development-			
<i>03- Integrated Development of Small and Medium Towns-</i>			
800- Other Receipts	3,02.49	3,98.37	(-) 24.07
Total-03	3,02.49	3,98.37	(-) 24.07
Total-0217	3,02.49	3,98.37	(-) 24.07
0220- Information and Publicity-			
<i>60- Others</i>			
800- Other Receipts	1.85	1.41	(+) 31.21
Total-60	1.85	1.41	(+) 31.21
Total-0220	1.85	1.41	(+) 31.21

(70)

11- DETAILED STATEMENT OF REVENUE AND CAPITAL RECEIPTS BY MINOR HEADS

Heads	Actuals		Percentage Increase (+)/ Decrease (-) during the year
	2010-11	2009-10	
	(In lakh of ₹)		
B- NON TAX REVENUE-contd.			
(c)- Other Non Tax Revenue-contd.			
(ii) Social Services-concltd.			
0230- Labour and Employment			
101- Receipts under Labour Laws	2,16.08	2,22.55	(-) 2.91
102- Fees for registration of Trade Unions	1.91	6.46	(-) 70.43
104- Fees realised under Factory's Act	0.36	0.75	(-) 52.00
800- Other Receipts	3.16	0.60	(+) 426.66
Total-0230	2,21.51	2,30.36	(-) 3.85
0235- Social Security and Welfare-			
60- Other Social Security and Welfare Programmes-			
800- Other Receipts	1,98.26	2,49.39	(-) 20.50
Total-60	1,98.26	2,49.39	(-) 20.50
Total-0235	1,98.26	2,49.39	(-) 20.50
0250- Other Social Services-			
102- Wefare of Scheduled Castes, Scheduled Tribes and Other Backward Classes	4,49.55	1,55.38	(+) 189.32
800 - Other Receipts	4,21.17	14,51.43	(-) 70.98
Total-0250	8,70.72	16,06.81	(-) 45.81
Total-(ii) Social Services	97,28.99	72,70.29	(+) 33.82

11- DETAILED STATEMENT OF REVENUE AND CAPITAL RECEIPTS BY MINOR HEADS

Heads	Actuals		Percentage Increase (+)/ Decrease (-) during the year	
	2010-11	2009-10		
	(In lakh of ₹)			
B- NON TAX REVENUE-contd.				
(c)- Other Non Tax Revenue-contd.				
(iii) Economic Services				
0401- Crop Husbandry-				
104- Receipts from Agriculture Farms	2.68	4.14	(-) 35.27	
107- Receipts from Plant Protection Services	0.84	0.12	(+) 600.00	
108- Receipts from Commercial Crops	3.07	1.19	(+) 157.98	
800 - Other Receipts	3,71.08	4,50.02	(-) 17.54	
	Total-0401	3,77.67	4,55.47	(-) 17.08
0403- Animal Husbandry-				
103- Receipts from poultry development	12.40	0.35	(+) 3442.86	
104- Receipts from Sheep and Wool development	1.52	0.31	(+) 390.32	
105- Sales of manures and fertilizers	7.70	..	Not computable	
108- Receipts from Other live Stock development	0.39	0.04	(+) 875.00	
501- Services and Service Fees	61.53	3.73	(+) 1549.60	
800 - Other Receipts	100.02	4,18.73	(-) 76.11	
	Total-0403	1,83.56	4,23.16	(-) 56.62

11- DETAILED STATEMENT OF REVENUE AND CAPITAL RECEIPTS BY MINOR HEADS

Heads	Actuals		Percentage Increase (+)/ Decrease (-) during the year
	2010-11	2009-10	
(In lakh of ₹)			
B- NON TAX REVENUE-contd.			
(c) Other NonTax Revenue-Contd.			
(iii) Economic Services contd.			
0404- Dairy Development-			
102 Receipts from diary development projects	12.85	69.48	(-) 81.51
800- Other Receipts	0.03	0.04	(-) 25.00
Total-0404	12.88	69.52	(-) 81.47
0405- Fisheries-			
800- Other Receipts	17.68	10.66	(+) 65.85
Total-0405	17.68	10.66	(+) 65.85
0406- Forestry and Wild Life-			
01- Forestry-			
101- Sale of Timber and Other Forest Produce	1,74.60	1,61.51	(+) 8.10
800- Other Receipts	2,27,94.13	2,34,08.48	(-) 2.62
Total-01	2,29,68.73	2,35,69.99	(-) 2.55
Total-0406	2,29,68.73	2,35,69.99	(-) 2.55
0425- Co-operation-			
101- Audit Fees	76.73	65.46	(+) 17.22
800- Other Receipts	93.57	1,12.56	(-) 16.87
Total-0425	1,70.30	1,78.02	(-) 0.04

11- DETAILED STATEMENT OF REVENUE AND CAPITAL RECEIPTS BY MINOR HEADS

Heads	Actuals		Percentage Increase (+)/ Decrease (-) during the year
	2010-11	2009-10	
	(In lakh of ₹)		
B- NON TAX REVENUE-contd.			
(c) Other Non Tax Revenue-Contd.			
(iii) Economic Services contd.			
0435- Other Agricultural Programmes-			
800- Other Receipts	1.41	0.89	(+ 58.43
Total-0435	1.41	0.89	(+ 58.43
0515- Other Rural Development Programmes-			
101- Receipts under Panchayati Raj Acts	1,89.76	5,82.24	(-) 67.41
102- Receipts from Community development projects	0.93	1,28.16	(-) 99.27
800- Other Receipts	28.58	15.88	(+ 79.97
Total-0515	2,19.27	7,26.28	(+ 69.81
0551- Hill Areas-			
60- Other Hill Areas-			
800- Other Receipts	0.18	0.58	(-) 68.97
Total-60	0.18	0.58	(-) 68.97
Total-0551	0.18	0.58	(-) 68.97

11- DETAILED STATEMENT OF REVENUE AND CAPITAL RECEIPTS BY MINOR HEADS

Heads	Actuals		Percentage Increase (+)/ Decrease (-) during the year
	2010-11	2009-10	
	(In lakh of ₹)		
B- NON TAX REVENUE-contd.			
(c) Other Non Tax Revenue-Contd.			
(iii) Economic Services-contd.			
0575 Other Special Areas Programmes			
60- Others			
800- Other Receipts	3.09	0.96	(+ 2,21.88
	Total-60	3.09	0.96
			(+ 2,21.88
	Total-0575	3.09	0.96
			(+ 2,21.88
0700- Major Irrigation-			
01- Major Irrigation-Commercial			
101- Sale of water for Irrigation purposes	7.32	9.69	(-) 24.46
	Total-01	7.32	9.69
			(-) 24.46
	Total-0700	7.32	9.69
			(-) 24.46
0701 Medium Irrigation			
01- Medium Irrigation-Commercial			
101 Upper Ganga Canal	4,70.30	5,08.20	(-) 7.46
	Total-01	4,70.30	5,08.20
			(-) 7.46
04- Medium Irrigation--Non-Commercial			
800- Irrigation	33.11	1,89.88	(-) 82.56
	Total-04	33.11	1,89.88
			(-) 82.56
	Total-0701	5,03.41	6,98.08
			(-) 27.89

11- DETAILED STATEMENT OF REVENUE AND CAPITAL RECEIPTS BY MINOR HEADS

Heads	Actuals		Percentage Increase (+)/ Decrease (-) during the year	
	2010-11	2009-10		
	(In lakh of ₹)			
B NON TAX REVENUE-contd.				
(c) Other Non Tax Revenue-contd.				
(iii) Economic Services-contd.				
0702 Minor Irrigation-				
01 Surface Water-				
101 Receipts from water Tanks	2,19.92	1,75.46	(+ 25.34	
800 Other Receipts	0.14	1.20	(-) 88.33	
	Total-01	2,20.06	1,76.66	(+) 24.57
	Total 0702-	2,20.06	1,76.66	(+) 24.57
0801 Power-				
01 Hydel Generation				
800 Other Receipts	13,54.28	56,13.29	(-) 75.87	
	Total-01	13,54.28	56,13.29	(-) 75.87
	Total-0801	13,54.28	56,13.29	(-) 75.87

11- DETAILED STATEMENT OF REVENUE AND CAPITAL RECEIPTS BY MINOR HEADS

Heads	Actuals		Percentage Increase (+)/ Decrease (-) during the year
	2010-11	2009-10	
	(In lakh of ₹)		
B NON TAX REVENUE-contd.			
(c) Other Non Tax Revenue-contd.			
(iii) Economic Services-contd.			
0810- Non-Conventional Sources of Energy-			
800- Others	0.01	0.00	Not computable
Total-0810	0.01	0.00	Not computable
0851 Village and Small Industries			
107- Sericulture Industries	2.30	5.78	(-) 60.21
800 Other Receipts	41.42	47.63	(-) 13.04
Total-0851	43.72	53.41	(-) 9.69
0852 Industries-			
80 General-			
800 Other Receipts	1,13.08	34.44	(+) 228.34
Total-80	1,13.08	34.44	(+) 228.34
Total-0852	1,13.08	34.44	(+) 228.34
0853 Non Ferrous Mining and Metallurgical Industries-			
102 Mineral Concession Fees, Rents and Royalties	92,61.38	73,11.71	(+) 26.67
800 Other Receipts	100.66	95.87	(+) 5.00
Total-0853	93,62.04	74,07.58	(+) 26.38

11- DETAILED STATEMENT OF REVENUE AND CAPITAL RECEIPTS BY MINOR HEADS

Heads	Actuals		Percentage Increase (+)/ Decrease (-) during the year
	2010-11	2009-10	
	(In lakh of ₹)		
B NON TAX REVENUE - contd.			
(c) Other Non Tax Revenue-contd.			
(iii) Economic Services-contd.			
1053 Civil Aviation-			
501 Services and Service Fees	8.21	12.22	(-) 32.82
Total-1053	8.21	12.22	(-) 32.82
1054 Roads and Bridges-			
102 Tolls on Roads	1,36.93	1,17.92	(+) 16.12
800 Other Receipts	16.13	6.46	(+) 149.69
Total-1054	1,53.06	1,24.38	(+) 23.06
1055 Road Transport-			
800 Other Receipts	19.40	13.46	(+) 44.13
Total-1055	19.40	13.46	(+) 44.13

11- DETAILED STATEMENT OF REVENUE AND CAPITAL RECEIPTS BY MINOR HEADS

Heads	Actuals		Percentage Increase (+)/ Decrease (-) during the year
	2010-11	2009-10	
	(In lakh of ₹)		
B NON TAX REVENUE - contd.			
(c) Other Non Tax Revenue-contd.			
(iii) Economic Services-contd.			
1056- Inland Water Transport			
800 Other Receipts	..	0.01	100
Total-1056	..	0.01	100
1452 Tourism-			
800 Other Receipts	1,74.99	41.79	(+) 318.74
Total-1452	1,74.99	41.79	(+) 318.74
1456 Civil Supplies-			
800 Other Receipts	70.16	25.14	(+) 179.08
Total-1456	70.16	25.14	(+) 179.08
1475 Other General Economic Services-			
106 Fees for Stamping Weights and Measures	2,63.68	2,48.37	(+) 6.16
200 Regulation of other business undertakings	4.37	3.32	(+) 31.63
Total-1475	2,68.05	2,51.69	(+) 6.50
Total-(iii) Economic Services	3,62,52.56	3,98,97.37	(-) 9.14
Total-(c) Other Non-Tax Revenue	6,24,08.91	5,78,06.49	(+) 7.96
TOTAL-B-NON TAX REVENUE	6,78,05.86	6,31,86.33	(+) 7.31

11- DETAILED STATEMENT OF REVENUE AND CAPITAL RECEIPTS BY MINOR HEADS

Heads	Actuals		Percentage Increase (+)/ Decrease (-) during the year
	2010-11	2009-10	
		(In lakh of ₹)	
C GRANTS-IN-AID AND CONTRIBUTIONS-			
1601 Grants-in-Aid from Central Government-			
<i>01 Non-Plan Grants-</i>			
101 Grants under the constitution (Distribution of Revenue Order)			
Grants to Rural and Urban Local Bodies	71,88.00	64,80.00	(+) 10.93
Grants to cover Deficit on Revenue Account	..	8,30,43.00	(-) 1,00.00
Equalisation Grant for Health Sector	..	5,00.00	(-) 1,00.00
Grant-in-aid for Maintenance of Roads and Bridges	..	40,57.00	(-) 1,00.00
Grant-in-aid for Maintenance of Public Buildings	..	24,40.00	(-) 1,00.00
Grant-in-aid for Maintenance of Forests	25,68.00	21,00.00	(+) 22.29
Grant-in-aid for governance	26,54.40	..	Not computable
Performance Incentive grant	4,00,00.00	..	Not computable
Elementary education grant	31,00.00	..	Not computable
Total 101-	5,55,10.40	9,86,20.00	(-) 43.71
106- Grants from Central Road fund			
Grants from Central Road fund	..	40,57.00	(-) 1,00.00
Total 106-	..	40,57.00	(-) 1,00.00
109 Grants towards Contribution to Calamity Relief Fund			
State Disaster Response Fund (SDRF)	1,09,89.00	..	Not computable
Assistance to State Government for NDRF	5,17,66.00	..	Not computable
Total 109-	6,27,55.00	76,39.00	10,29.31

11- DETAILED STATEMENT OF REVENUE AND CAPITAL RECEIPTS BY MINOR HEADS

Heads	Actuals		Percentage Increase (+)/ Decrease (-) during the year
	2010-11	2009-10	
(In lakh of ₹)			
C GRANTS-IN-AID AND CONTRIBUTIONS-			
1601 Grants-in-Aid from Central Government-			
01 Non-Plan Grants-			
800 Other grants			
Other Social Security and Welfare	3.27	..	Not computable
Grant- in -aid for State specific needs	..	73,57.00	(-) 1,00.00
Election photo identity cards	6,00.00	1,00.00	(+) 5,00.00
Police modernisation	6,35.31	5,22.05	(+) 21.70
National Service Scheme	15.98	..	Not computable
Vat related expenditure	75.00	..	Not computable
Fast Track Court	3,09.62	..	Not computable
Rebte on sale of Handloom Product	49.01	..	Not computable
Incentivizing the BPL	56.00	..	Not computable
Compensation to State Govt. for Revenue loss due to C.S.T	2,35,10.00
	Total 800-	79,79.05	(-) 78.18
	Total-01	11,82,95.05	(+) 21.32
02 Grants for State/Union Territories Plan Schemes-			
101 Block Grants			
Normal Central Assistance	11,54,37.96	9,61,92.25	(+) 20.01
Additional Central Assistance for externally aided Projects	3,83,07.64	2,82,00.65	(+) 35.84
National Social Assistance Programme	45,62.00	47,45.00	(-) 3.86
Special Central Assistance -Border Area	24,61.00	21,78.80	(+) 12.95
National e-governance Plan	..	3,33.30	(-) 100.00

11- DETAILED STATEMENT OF REVENUE AND CAPITAL RECEIPTS BY MINOR HEADS

Heads	Actuals		Percentage Increase (+)/ Decrease (-) during the year
	2010-11	2009-10	
		(In lakh of ₹)	
C GRANTS-IN-AID AND CONTRIBUTIONS-			
1601 Grants-in-Aid from Central Government-			
<i>02 Grants for State/Union Territories Plan Schemes-</i>			
101 Block Grants			
Central assistance under special plan assistance	3,00,00.00	..	Not computable
Special Central assistance under Baglihar	60,00.00	..	Not computable
Nutrition programme for Adolescent Girls	..	1,06.95	(-) 100.00
Additional central Assistance for other projects	..	6,04,48.53	(-) 100.00
Jawahar Lal Nehru National Urban Renewal Mission	39,91.27	1,03,59.86	(-) 61.47
Assistance for Roads and Bridges	34,49.00	8,01.00	(+) 3,30.59
Accelerated Irrigation Benefit Project	1,70,30.74	1,31,70.64	(+) 29.31
Total 101-	22,12,39.61	21,65,36.98	(+) 29.31
104- Grants under Proviso to Article 275(1) of the constitution			
Grants under Proviso to Article 275(1) of the constitution	2,50.00	71,48.14	(-) 96.51
Grants for Maintenance of Forests	..	17,50.00	(-) 100.00
Grants for Development of Tourism	..	24.31	(-) 100.00
Total-104	2,50.00	89,22.45	(+) 97.20

11- DETAILED STATEMENT OF REVENUE AND CAPITAL RECEIPTS BY MINOR HEADS

Heads	Actuals		Percentage Increase (+)/ Decrease (-) during the year	
	2010-11	2009-10		
	(In lakh of ₹)			
C GRANTS-IN-AID AND CONTRIBUTIONS-				
1601 Grants-in-Aid from Central Government-				
02 Grants for State/Union Territories Plan Schemes-				
800 Other grants				
Forest	..	8,60.63	(-) 100.00	
Irrigation	..	64,14.00	(-) 100.00	
Crop	..	7,32.00	(-) 100.00	
Backward Regions Grant Fund	37,66.00	..	Not computable	
	Total-800	37,66.00	80,06.63	(-) 52.96
	Total-02	22,52,55.61	23,34,66.06	(-) 3.52
03 Grants for Central Plan Schemes-				
800 Other Grants				
Electricity	40.87	25.42	(+) 60.78	
Agriculture	1,95.16	88.00	(+) 1,21.77	
Sports and Youth Welfare	1,19.31	1,75.21	(-) 31.90	
Forestry & Wild Life	2,13.57	3,42.54	(-) 37.65	
Secondary Education	..	3,76.25	(-) 100.00	
Industry	24.18	..	Not computable	
Welfare of S.C.	..	1,00.14	(-) 100.00	
Social Justice and empowerment	8,33.95	..	Not computable	
Health and family welfare	6,43.96	..	Not computable	
	Total-800	20,71.00	11,07.56	(+) 86.99
	Total-03	20,71.00	11,07.56	(+) 86.99

11- DETAILED STATEMENT OF REVENUE AND CAPITAL RECEIPTS BY MINOR HEADS

Heads	Actuals		Percentage Increase (+)/ Decrease (-) during the year
	2010-11	2009-10	
(In lakh of ₹)			
C GRANTS-IN-AID AND CONTRIBUTIONS-			
1601 Grants-in-Aid from Central Government-			
<i>04 Grants for centrally Sponsored Plan schemes</i>			
800- Other Grants			
Industries	..	36.90	(-) 100.00
Handloom Industries	..	35.72	(-) 100.00
Industrial Development	3,06.04	21,00.03	(-) 85.43
Agriculture	40,73.35	22,46.57	(+) 81.31
Village Development	..	2,35.00	(-) 100.00
Animal Husbandary	..	1,17.00	(-) 100.00
Fisheries	..	87.30	(-) 100.00
Family Welfare	42,53.99	40,77.04	(+) 4.34
Urban Development	12.64	1,23.00	(-) 89.72
Judiciary	4,77.44	5,40.29	(-) 11.63
Muslim Waqf Board	..	4.92	(-) 100.00
Women and Child Welfare	57,00.75	45,12.65	(+) 26.33
Forestry and Wild Life	6,90.86	6,12.83	(+) 12.73

11- DETAILED STATEMENT OF REVENUE AND CAPITAL RECEIPTS BY MINOR HEADS

Heads	Actuals		Percentage Increase (+)/ Decrease (-) during the year
	2010-11	2009-10	
		(In lakh of ₹)	
C GRANTS-IN-AID AND CONTRIBUTIONS-			
1601 Grants-in-Aid from Central Government-			
<i>04 Grants for Centrally Sponsored Plan schemes contd.</i>			
800- Other Grants contd.			
Elementary Education	..	46,64.21	(-) 100.00
Secondary Education	..	2,91.90	(-) 100.00
Employment	9,16.47	34.43	(+) 25,61.84
Welfare of S.C.	..	13,21.10	(-) 100.00
Welfare of S.T.	..	6,12.63	(-) 100.00
Statistics and PI	10.00	..	Not computable
Consumer Affairs	9.00	..	Not computable
Social Justice and Employment	6,36.46	..	Not computable
Road transport and Highways	19,28.69	..	Not computable
Tribal affairs	9,92.38	..	Not computable
Minority affairs	22,96.19	..	Not computable
Human Resource Development	1,33,05.13	..	Not computable
Total-800	3,56,09.39	2,16,53.52	(+) 64.45
Total-04	3,56,09.39	2,16,53.52	(+) 64.45
Total-1601	40,64,55.59	37,45,22.19	(+) 8.53
TOTAL-C-GRANTS IN-AID AND CONTRIBUTIONS	40,64,55.59	37,45,22.19	(+) 8.53
TOTAL-RECEIPT HEADS (REVENUE ACCOUNTS)	1,16,08,16.45	94,86,13.36	(+) 22.37

11- DETAILED STATEMENT OF REVENUE AND CAPITAL RECEIPTS BY MINOR HEADS

Heads	Actuals		Percentage Increase (+)/ Decrease (-) during the year
	2010-11	2009-10	
	(In lakh of ₹)		
4000- RECEIPT HEAD CAPITAL ACCOUNT			
01 Civil			
105- Retirement of Capital/ Disinvestment of Cooperative Societies/ Banks
Total 01
TOTAL RECEIPT HEAD CAPITAL ACCOUNT
GRAND TOTAL (Receipt Heads)	1,16,08,16.45	94,86,13.36	(+) 22.37

EXPLANATORY NOTES**1. Receipts from Government of India**

The revenue receipts of ₹ 1,16,08,16.45 crore during the year 2010-2011 include ₹ 65,24.63 crore received from the Government of India for the year as shown below. Receipts from Government of India for the year 2009-10 was ₹ 52,95.23 crore.

	(In crore of ₹)		
(i) Share of net proceed of Union Taxes-			
(a) Corporation Tax	9,61.53	6,37.85	(+) 50.75
(b) Taxes on Income other than Corporation Tax	5,08.11	3,55.31	(+) 43.81
(d) Taxes on wealth	1.97	1.44	(+) 36.81
(e) Customs	4,30.16	2,16.92	(+) 98.30
(f) State's share of Union Excise Duties	3,12.93	1,74.73	(+) 79.09
(g) Service Tax	2,45.37	1,63.76	(+) 49.84
Total-(i)	24,60.07	15,50.01	(+) 58.71

EXPLANATORY NOTES**(ii) Grants from the Central Government-**

(a) Grants under the Proviso to Article 275(I) of the Constitution	5,55.10	9,86.20	(-) 43.71
(b) Other Grants	35,09.46	27,59.02	(+) 27.20
Total-(ii)	40,64.56	37,45.22	(+) 8.53
Total-(i & ii)	65,24.63	52,95.23	(+) 23.22

2. New Measures of Taxation/Concession during the Year

- (i) Apart for economically weaker sections of the society, VAT on kerosene oil decreased from 12.5% to 4% in Hilly areas where people use Kerosene oil due to shortage of electricity and LPG. VAT also decreased from 12.5% to 4% on textile waste and cotton material.
- (ii) Khadi Small industries prepared Match Boxes, Candles, fire crackers, camphor Gum and Ral, yarn prepared from coconut, hand made paper, file board drawing paper, congratulatory cards, invitation cards made VAT free.
- (iii) 4% VAT abolished on hand made carpets, writing ink.
- (iv) Stamp Duty reduced from 7% to 6% for acquiring immovable property.
- (v) Stamp Duty concession on Farmer Loans extended upto 31-03-2011 with increase upto five lakhs.
- (vi) Stamp duty reduced on cable TV to ₹ 20 and ₹ 40 for home and business connections.

(87)

Revenue Receipts

3. The revenue receipt for the year 2010-2011 was ₹ 1,16,08,16.45 lakh and for 2009-10 was ₹ 94,86,13.36 lakh. There was an increase of ₹ 21,22,03.09 lakh.

The increase was mainly in the following Heads of Account.

Major Head of Account	In lakh of ₹	Main reasons
0020 Corporation Tax	3,23,68.00	Increase was mainly due to higher receipts under share of net proceeds assigned to States.
0021 Taxes on Income other than corporation Tax	1,52,80.00	Increase was mainly due to higher receipts under share of net proceeds assigned to States.
0030 Stamps and Registration Fees	40,80.28	Increase was mainly due to higher receipts under other Receipts.
0037 Customs	2,13,24.00	Increase was mainly due to higher receipts under share of net proceeds assigned to States.
0038- Union Excise Duties	1,38,20.00	Increase was mainly due to higher receipts under share of net proceeds assigned to States.
0040- Taxes on Sales, Trade etc.	6,93,64.57	Increase was mainly due to more collections under State Sales Tax Act.
1601- Grants-in-aid	3,19,33.40	Increase was mainly due to higher receipts under Non Plan Grants.
Decrease was mainly in following heads		
0051- Public Service Commission	9.01	Decrease was mainly due to less receipts under PSC Fees.
0056 Jail	46.72	Decrease was mainly due to less receipts under "Other Receipts".
0701- Medium Irrigation	1,94.67	Decrease was mainly due to less receipts under "Upper Ganga Canal".
0801 Power	42,59.01	Decrease was mainly due to less receipts under "Other Receipts"

12-DETAILED STATEMENT OF REVENUE EXPENDITURE BY MINOR HEADS

(Figures in Italics represent charged expenditure)

Heads	Actuals for the year 2010-11			Actuals for 2009-10	% Increase (+)/Decrease (-) during the Year		
	Non-Plan	Plan				Total	
		State Plan	CP & GOI Share of CSS				
(In lakh of ₹)							
EXPENDITURE HEADS (REVENUE ACCOUNT)-							
A- General Services-							
(a) Organs of State-							
2011- Parliament/State/Union Territory Legislature							
02- State/Union Territory Legislatures-							
101-	Legislative Assembly	8,83.16 <i>50.20</i> --	-- -- --	9,33.36	(a)	6,33.39	(+) 47.36
103-	Legislature Secretariat	7,65.19 --	-- --	7,65.19		6,59.66	(+) 16.00
Total-02		16,48.35 <i>50.20</i>	-- --	16,98.55		12,93.05	(+) 23.87
Total-2011		16,48.35 <i>50.20</i>	-- --	16,98.55		12,93.05	(+) 23.87
2012- President, Vice-President/Governor, Administrator of Union Territories-							
03- Governor/ Administrator of Union Territories-							
090-	Secretariat	<i>1,98.98</i>	-- --	1,98.98		1,65.95	(+) 19.90
101-	Emoluments and allowances of the Governor/Administrator of Union Territories	<i>13.20</i>	-- --	13.20		12.65	(+) 4.35
102-	Discretionary Grants	<i>30.00</i>	-- --	30.00		29.95	(+) 0.17
103-	Household Establishment	<i>89.46</i>	-- --	89.46		75.10	(+) 19.12
105-	Medical Facilities	<i>35.76</i>	-- --	35.76		26.84	(+) 33.23
106-	Entertainment Expenses	<i>5.75</i>	-- --	5.75		5.13	(+) 12.09
107-	Expenditure from Contract Allowance	<i>4.24</i>	-- --	4.24		6.00	(-) 29.33

Includes a clearance of OB suspense of (a) ₹ 4.01 lakh

12-DETAILED STATEMENT OF REVENUE EXPENDITURE BY MINOR HEADS

Heads	Actuals for the year 2010-11				Actuals for 2009-10	% Increase (+)/Decrease (-) during the year
	Non-Plan	Plan State Plan	CP & GOI share of CSS	Total		
(In lakh of ₹)						
A- General Services-contd.						
(a) Organs of State-Contd.						
2012- President, Vice-President/Governor, Administrator of Union Territories-						
03- Governor/ Administrator of Union Territories-						
108- Tour Expenses	12.97	--	--	12.97	7.38	(+) 75.75
800- Other Expenditure	30.15	--	--	30.15	18.61	(+) 62.01
Total-03		--	--		3,47.61	(+) 20.97
	4,20.51	--	--	4,20.51		
Total-2012	4,20.51	--	--	4,20.51	3,47.61	(+) 20.97
		--	--			
2013- Council of Ministers-						
101- Salary of Ministers and Deputy Ministers	1,81.62	--	--	1,81.62	70.34	(+) 158.20
104- Entertainment and Hospitality Expenses	68.97	--	--	68.97	51.02	(+) 35.18
105- Discretionary grants by Ministers	20,17.01	--	--	20,17.01	28,80.05	(-) 29.97
108- Tour Expenses	60.11	--	--	60.11	61.89	(-) 2.88
800- Other Expenditure	2,41.90	--	--	2,41.90	2,26.31	(+) 6.89
Total-2013	25,69.61	--	--	25,69.61	32,89.61	(-) 21.89
		--	--			
2014- Administration of Justice-						
102- High Courts	15,26.32	--	--	15,26.32	11,49.54	(+) 32.78
105- Civil and Session Courts	42,29.00	--	--	42,29.00	32,56.59	(+) 29.86

Includes a clearance of OB suspense of (a) ₹ 0.55 lakh (b) 17.61 lakh (c) ₹ 67.65 lakh. (d) ₹ 6.19 lakh

12-DETAILED STATEMENT OF REVENUE EXPENDITURE BY MINOR HEADS

Heads	Actuals for the year 2010-11					Actuals for 2009-10	% Increase (+)/Decrease (-) during the year
	Non-Plan	Plan		Total			
		State Plan	CP & GOI share of CSS				
(In lakh of ₹)							
A- General Services-contd.							
(a) Organs of State-Contd.							
2014- Administration of Justice-							
108- Criminal Courts	7,26.88	--	--	7,26.88	(a)	4,91.80	(+) 47.80
114- Legal Advisers and Counsels	7,02.17	--	--	7,02.17	(b)	6,03.50	(+) 16.35
800- Other Expenditure	8,55.59	3,73.78	--	12,29.37		5,31.76	(+) 131.19
Total-2014	65,13.64 15,26.32	3,73.78	--	84,13.74		60,33.19	(+) 39.46
2015- Elections-							
103- Preparation and printing of Electoral Rolls	9,13.90	--	--	9,13.90	(c)	5,96.54	(+) 53.20
105- Charges for conduct of elections to Parliament	46.09	--	--	46.09		17,79.43	(-) 97.41
106- Charges for conduct of Elections to State/Union Territory Legislature	3.92	--	--	3.92		45.15	(-) 91.32
Total- 2015	9,63.91	--	--	9,63.91		24,21.12	(-) 60.19
Total-(a) Organs of State	1,16,95.51 19,97.03	3,73.78	--	1,40,66.32		1,33,84.58	(+) 5.09

Includes a clearance of OB suspense of (a) ₹ 0.38 lakh (b) ₹ 8.92 lakh (c) ₹ 0.17 lakh

12-DETAILED STATEMENT OF REVENUE EXPENDITURE BY MINOR HEADS

Heads	Is for the year 2010-11				Actuals for 2009-10	% Increase (+)/Decrease (-) during the year
	Non-Plan	Plan		Total		
		State Plan	CP & GOI share of CSS			
(In lakh of ₹)						
A- General Services-contd.						
(b) Fiscal Services-						
(ii) Collection of Taxes on Property and Capital Transactions-						
2029- Land Revenue-						
001- Direction and Administration	4,78.25	11.16	--	4,89.41	(a)	4,00.74 (+) 22.13
101- Collection Charges	22,10.84			22,10.84	(b)	19,91.26 (+) 11.03
102 Survey and Settlement Operation	0.02	--	--	0.02	(c)	.. Not Computable
103- Land Records	68,30.74	39.98	--	68,70.72	(d)	64,54.51 (+) 6.45
800- Other Expenditure	5,74.41	--	--	5,74.41	(e)	4,00.49 (+) 43.43
		--	--			
		--	--			
Total- 2029	1,00,94.26	51.14	--	1,01,45.40		92,47.00 (+) 9.72
	--	--	--			
2030- Stamps and Registration-						
01- Stamps-Judicial-						
101- Cost of Stamps	70.30	--	--	70.30	(f)	29.12 (+) 141.41
102- Expenses on Sale of Stamps	5.34	--	--	5.34	(g)	7.14 (-) 25.21
		--	--			
Total- 01	75.64	--	--	75.64		36.26 (+) 108.60
		--	--			

Includes a clearance of OB suspense of (a) ₹ 5.66 lakh. (b) ₹13.98 lakh. (c) ₹ 0.02 lakh (d) ₹17.66 lakh (e) ₹ 36.19 lakh (f) ₹ 0.02 lakh. (g) ₹ 0.02 lakh

12-DETAILED STATEMENT OF REVENUE EXPENDITURE BY MINOR HEADS

Heads	Actuals for the year 2010-11				Actuals for 2009-10	% Increase (+)/Decrease (-) during the year
	Non-Plan	Plan		Total		
		State Plan	CP & GOI share of CSS			
(In lakh of ₹)						
A- General Services-contd.						
(b) Fiscal Services- contd.						
(ii) Collection of Taxes on Property and Capital Transactions- contd.						
2030- Stamps and Registration-						
02- Stamps-Non-Judicial-						
001 Direction and Administration	0.47			0.47	(a)	Not computable
101- Cost of Stamps	5,20.71	0.02	--	5,20.73	(b)	(+) 1174.11
102- Expenses on Sales of Stamps	3,47.39	--	--	3,47.39	(c)	(+) 1.83
800- Other Expenditure	0.30	--	--	0.30	(d)	(-) 43.40
Total- 02	8,68.87	0.02	--	8,68.89		(+) 127.14
03- Registration-						
001- Direction and Administration	17,74.01	--	--	17,74.01		(+) 66.46
Total- 03	17,74.01	--	--	17,74.01		(+) 66.46
Total- 2030	27,18.52	0.02	--	27,18.54		(+) 83.13
Total- (ii) Collection of Taxes on property and Capital Transactions	1,28,12.78	51.16	--	1,28,63.94		(+) 19.87
(iii) Collection of Taxes on Commodities Services-contd.						
2039- State Excise-						
001- Direction and Administration	8,73.39	--	--	8,73.39	(f)	(+) 16.35
Total- 2039	8,73.39	--	--	8,73.39		(+) 16.35

Includes a clearance of OB suspense of (a) ₹ 0.47 lakh (b) ₹ 0.02 lakh (c) ₹ 17.83 lakh (d) ₹ 0.30 lakh (e) ₹ 1.19 lakh (f) ₹ 16.72 lakh

12-DETAILED STATEMENT OF REVENUE EXPENDITURE BY MINOR HEADS

Heads	Actuals for the year 2010-11				Actuals for 2009-10	% Increase (+)/Decrease (-) during the year	
	Non-Plan	Plan		Total			
		State Plan	CP & GOI share of CSS				
(In lakh of ₹)							
A- General Services-contd.							
(b) Fiscal Services-contd.							
(iii) Collection of Taxes on Commodities and Services-contd.							
2040- Taxes on Sales, Trade etc.							
001- Direction and Administration	6,87.21	2,15.00	--	9,02.21	(a)	4,73.27	(+) 90.63
		--	--				
101- Collection Charges	33,04.82	0.03	--	33,04.95	(b)	25,06.13	(+) 31.87
	0.10	--	--				
800- Other Expenditure	4,08.85	--	--	4,08.85	(c)	2,54.01	(+) 60.96
	--	--	--				
Total- 2040	44,00.88	2,15.03	--	46,16.01		32,33.41	(+) 42.76
	0.10	--	--				
2041- Taxes on Vehicles							
800- Other Expenditure	11.90	--	--	11.90		16.52	(-) 27.97
	--	--	--				
Total- 2041	11.90	--	--	11.90		16.52	(-) 27.97
	--	--	--				
2045- Other Taxes and Duties on Commodities and Services-							
101- Collection Charges-Entertainment Tax	1,26.02	--	--	1,26.02	(d)	1,08.40	(+) 16.25
	--	--	--				
103- Collection Charges-Electricity Duty	84.93	--	--	84.93	(e)	70.12	(+) 21.12
	--	--	--				
Total- 2045	2,10.95	--	--	2,10.95		1,78.52	(+) 18.17
	--	--	--				
Total- (iii) Collection of Taxes on Commodities and Services	54,97.12	2,15.03	--	57,12.25		41,79.09	(+) 36.69
	0.10	--	--				

Includes a clearance of OB suspense of (a) ₹ 1,23.58 lakh (b) ₹ 2,39.89 lakh (c) ₹ 4.96 lakh (d) ₹ 0.09 lakh (e) ₹ 0.001 lakh

12-DETAILED STATEMENT OF REVENUE EXPENDITURE BY MINOR HEADS

Heads	Actuals for the year 2010-11				Actuals for 2009-10	% Increase (+)/Decrease (-) during the year	
	Non-Plan	Plan		Total			
		State Plan	CP & GOI share of CSS				
(In lakh of ₹)							
A- General Services-contd.							
(b) Fiscal Services - contd.							
(iv) Other Fiscal Services-							
2047- Other Fiscal Services-							
103- Promotion of Small Savings	2,72.82	2,00.00	--	4,72.82	(a)	2,44.94	(+) 93.04
		--	--				
800- Other Expenditure	2,56.06	11,00.02	--	13,56.08	(b)	53.87	(+) 2417.32
		--	--				
Total- 2047	5,28.88	13,00.02	--	18,28.90		2,98.81	(+) 512.06
		--	--				
Total- (iv)Other Fiscal Services	5,28.88	13,00.02	--	18,28.90		2,98.81	(+) 512.06
		--	--				
Total- (b) Fiscal Services	1,88,38.78	15,66.20	--	2,04,05.08		1,52,09.42	(+) 34.16
	<i>0.10</i>						
(c)- Interest Payment and Servicing of Debt-							
2048- Appropriation for Reduction or Avoidance of Debt							
797- Transfer to/ from Reserve Funds\ Deposit Accounts	1,25,00.00	--	--	1,25,00.00		50,00.00	(+) 150.00
		--	--				
Total-2048	1,25,00.00	--	--	1,25,00.00		50,00.00	(+) 150.00
2049- Interest Payments-							
01- Interest on Internal Debt-		--	--				
101- Interest on Market Loans	4,97,92.76	--	--	4,97,92.76	(c)	4,58,69.44	(+) 8.55
		--	--				
115- Interest on Ways and Means Advances from RBI	94.90	--	--	94.90		1,70.44	(-) 44.32
		--	--				
123- Interest on Special Securities issued to N.S.S.Fund of the Central Government by the State Government	5,47,35.16	--	--	5,47,35.16		4,84,13.95	(+) 13.06
		--	--				
200- Interest on Other Internal Debts	1,01,42.57	--	--	1,01,42.57	(d)	95,09.56	(+) 6.66

Includes a clearance of OB suspense of (a) ₹ 2,00.17 lakh (b) ₹ 12,00.00 lakh (c) ₹ 48.66 lakh (d) ₹ 61.96 lakh

12-DETAILED STATEMENT OF REVENUE EXPENDITURE BY MINOR HEADS

Heads	Actuals for the year 2010-11			Actuals for 2009-10	% Increase (+)/Decrease (-) during the year	
	Non-Plan	Plan				Total
		State Plan	CP & GOI share of CSS			
(In lakh of ₹)						
A- General Services-contd.						
(c)- Interest Payment and Servicing of Debt-Concl.						
2049- Interest Payments- concl.		--	--		--	
305- Management of Debt	1,57.31	--	--	1,57.31	1,42.82 (+) 10.15	
		--	--			
Total - 01	11,49,22.70	--	--	11,49,22.70	10,41,06.21 (+) 10.39	
03- Interest on Small Savings,Provident Funds etc.-						
104- Interest on State Provident Funds	2,73,57.46	--	--	2,73,57.46	1,86,63.04 (+) 46.59	
108- Interest on Insurance & Pension Funds	21.00	--	--	21.00 (a)		
		--	--			
Total- 03	2,73,78.46	--	--	2,73,78.46	1,86,63.04 (+) 46.70	
04- Interest on Loans and Advances from Central Government						
101- Interest on Loans for State/Union Territory Plan Schemes	35,46.03	--	--	35,46.03	34,87.46 (+) 1.68	
		--	--			
Total- 04	35,46.03	--	--	35,46.03	34,87.46 (+) 1.68	
60- Interest On other Obligations						
101- Interest on Deposits	11,70.50	--	--	11,70.50	69,40.58 (-) 83.14	
701- Miscellaneous	9,40.00	--	--	9,40.00	6,00.00 (+) 56.67	
		--	--		75,40.58 (-) 72.01	
Total-60	21,10.50	--	--	21,10.50		
Total- 2049	14,79,57.69	--	--	14,79,57.69	13,37,97.29 (+) 10.58	
Total (c) Interest Payment and Servicing of Debt	16,04,57.69			16,04,57.69	13,37,97.29 (+) 19.93	

Includes a clearance of OB suspense of (a) ₹ 21.00 lakh

12-DETAILED STATEMENT OF REVENUE EXPENDITURE BY MINOR HEADS

Heads	Actuals for the year 2010-11				Actuals for 2009-10	% Increase (+)/Decrease (-) during the year
	Non-Plan	Plan		Total		
		State Plan	CP & GOI share of CSS			
(In lakh of ₹)						
A- GENERAL SERVICES-contd.						
(d) Administrative Services-contd.						
2051- Public Service Commission						
102- State Public service Commission	7,56.18	--	--	7,56.18	5,08.05	(+) 48.84
		--	--			
		--	--			
Total-2051	7,56.18	--	--	7,56.18	5,08.05	(+) 48.84
2052- Secretariat-General Services-						
090- Secretariat	48,97.26	--	--	48,97.26 (a)	41,42.24	(+) 18.23
091- Attached Offices	19,44.19	0.53	--	19,44.72 (b)	13,54.99	(+) 43.50
		--	--			
800- Other Expenditure	95.82	--	--	2,03.19 (c)	2,65.46	(-) 23.45
	1,07.37	--	--			
	69,37.27	0.53	--	70,45.17	57,62.69	(+) 22.25
Total- 2052	1,07.37	--	--			
2053- District Administration-						
093- District Establishment	62,09.63	1.02	--	62,10.65 (d)	55,58.34	(+) 11.74
094- Other Establishments	39.68	--	--	39.68 (e)	31.40	(+) 26.37
101- Commissioner	2,15.42	--	--	2,15.42 (f)	1,79.17	(+) 20.23
Total- 2053	64,64.73	1.02	--	64,65.75	57,68.91	(+) 12.08

Includes a clearance of OB suspense of (a) ₹ 1.43 lakh (b) ₹ 3.91 lakh (c) ₹ 19.12 lakh (d) ₹ 9.39 lakh (e) ₹ 3.18 lakh (f) ₹ 1.24 lakh

12-DETAILED STATEMENT OF REVENUE EXPENDITURE BY MINOR HEADS

Heads	Actuals for the year 2010-11				Actuals for 2009-10	% Increase (+)/Decrease (-) during the year
	Non-Plan	Plan		Total		
		State Plan	CP & GOI share of CSS			
(In lakh of ₹)						
A- GENERAL SERVICES-contd.						
(d) Administrative Services-contd.						
2054- Treasury and Accounts Administration-						
095- Directorate of Accounts & Treasuries	3,70.09	--	--	3,70.09	(a)	2,47.86 (+) 49.31
097- Treasury Establishment	25,10.29	--	--	25,10.29	(b)	23,73.35 (+) 5.77
098- Local Fund Audit	8,84.58	--	--	8,84.58	(c)	7,94.74 (+) 11.30
Total- 2054	37,64.96	--	--	37,64.96		34,15.95 (+) 10.22
	--	--	--			
2055- Police-						
001- Direction and Administration	16,25.61	--	--	16,25.61	(d)	15,59.98 (+) 4.21
003- Education and Training	3,61.33	--	--	3,61.33		2,80.02 (+) 29.04
101- Criminal Investigation and Vigilance	46,50.99	--	--	46,50.99	(e)	40,27.50 (+) 15.48
104- Special Police	1,14,45.66	--	--	1,14,45.66	(f)	1,03,35.70 (+) 10.74
109- District Police	3,69,27.71		--	3,69,28.14	(g)	3,16,07.43 (+) 16.83
110- Village Police	1,07.14	--	--	1,07.14		1,03.15 (+) 3.87
111- Railway Police	1,46.96	--	--	1,46.96	(h)	1,38.09 (+) 6.42
113- Welfare of Police Personnel	2,95.58	--	--	2,95.58	(i)	1,63.52 (+) 80.76
114- Wireless and Computers	0.70	--	--	0.70	(j)	.. Not computable
115- Modernisation of Police Force	4,78.30	--	--	4,78.30		13,53.83 (-) 64.67
116- Forensic Science	73.29	--	--	73.29		59.59 (+) 22.99

Includes a clearance of OB suspense of (a) ₹ 1.75 lakh (b) ₹ 7.00 lakh (c) ₹ 0.09 lakh (d) ₹ 1.54 lakh (e) ₹ 1.91 lakh (f) ₹ 1.26 lakh (g) ₹ 14.67 lakh (h) ₹ 0.06 lakh (i) ₹ 1.88 lakh (j) ₹ 0.70 lakh

12-DETAILED STATEMENT OF REVENUE EXPENDITURE BY MINOR HEADS

Heads	Actuals for the year 2010-11				Actuals for 2009-10	% Increase (+)/Decrease (-) during the year
	Non-Plan	Plan		Total		
		State Plan	CP & GOI share of CSS			
(In lakh of ₹)						
A- GENERAL SERVICES-contd.						
(d) Administrative Services-concl'd						
2055- Police-						
800- Other Expenditure	41,26.63	40.39	--	41,67.02 (a)	39,77.88	(+) 4.75
Total- 2055	6,02,39.90 0.43	40.39	--	6,02,80.72	5,36,06.69	(+) 12.45
2056- Jails-						
001- Direction and Administration	17,78.84	--	--	17,78.84 (b)	18,00.32	(-) 1.20
Total- 2056	17,78.84	--	--	17,78.84	18,00.32	(-) 1.20
2058- Stationery and Printing-						
001- Direction and Administration	7,94.55	--	--	7,94.55	7,86.80	(+) 0.99
104 Cost of printing by other Sources	0.50	--	--	0.50	0.95	(-) 47.37
Total- 2058	7,95.05	--	--	7,95.05	7,87.75	(+) 0.93
2059- Public Works-						
01- Office Buildings-						
053- Maintenance & Repair	68.13 86.42	-- --	-- --	1,54.55	1,65.54	(-) 6.64
Total-01	68.13 86.42	-- --	-- --	1,54.55	1,65.54	(-) 6.64

Includes a clearance of OB suspense of (a) ₹ 48.39 lakh (b) ₹ 6.81 lakh

12-DETAILED STATEMENT OF REVENUE EXPENDITURE BY MINOR HEADS

Heads	Actuals for the year 2010-11					Actuals for 2009-10	% Increase (+)/Decrease (-) during the year
	Non-Plan	Plan		Total			
		State Plan	CP & GOI share of CSS				
(In lakh of ₹)							
A- GENERAL SERVICES-contd.							
(d) Administrative Services-concl'd							
2059- Public Works-							
80- General-							
001- Direction and Administration	46,80.97	36.51	--	47,17.48	(a)	35,32.77	(+) 33.53
051- Construction	1,92,23.83	17.28	--	1,92,41.11	(b)	1,61,87.45	(+) 18.86
052- Machinery and Equipment		0.24		0.24	(c)	24,00.91	(-) 99.99
053- Maintenance and Repair		--	--				
102 Maintenance and Repair	1,90.67		--	1,90.67		1,88.18	(+) 1.32
Total- 80	2,40,95.47	54.03	--	2,41,49.50		2,23,09.31	(+) 8.25
Total-2059	2,41,63.60 86.42	54.03	--	2,43,04.05		2,24,74.85	(+) 8.14
2070- Other Administrative Services-							
003- Training	3,92.11	--	--	3,92.11	(d)	3,25.80	(+) 20.35
104- Vigilance	3,84.66 1,49.17	--	--	5,33.83		3,85.54	(+) 38.46
105- Special Commission of Enquiry	31.75	--	--	31.75	(e)	22.55	(+) 40.80
106- Civil Defence	2,14.68	--	--	2,14.68	(f)	34.98	(+) 513.72
107- Home Guards	17,35.49	--	--	17,35.49	(g)	16,05.04	(+) 8.13
800- Other expenditure	1,73.71 0.01	26.27	--	1,99.99	(h)	1,25.09	(+) 59.88
Total- 2070	29,32.40 1,49.18	26.27	--	31,07.85		24,99.00	(+) 24.36
Total- (d) Administrative Services	10,70,76.75 10,99.58	1,22.24	--	10,82,98.57		9,66,24.21	(+) 12.08

Includes a clearance of OB suspense of (a) ₹ 96.21 lakh (b) ₹ 46.16 lakh (c) ₹ 0.24 lakh (d) ₹ 37.89 lakh (e) ₹ 6.72 lakh (f) ₹ 1,74.37 lakh (g) ₹ 8.03 lakh (h) ₹ 84.07 lakh

12-DETAILED STATEMENT OF REVENUE EXPENDITURE BY MINOR HEADS

Heads	Actuals for the year 2010-11			Actuals for 2009-10	% Increase (+)/Decrease (-) during the year	
	Non-Plan	Plan				Total
		State Plan	CP & GOI share of CSS			
(In lakh of ₹)						
A- GENERAL SERVICES-contd.						
(e) Pensions and Miscellaneous General Services-						
2071- Pensions and Other Retirement Benefits-						
01- Civil-						
101- Superannuation and Retirement Allowances	5,01,88.04	--	--	5,01,88.04	5,45,60.50 (-) 8.01	
102- Commuted value of Pensions	1,16,77.87	--	--	1,16,77.87	1,07,13.52 (+) 9.00	
104- Gratuities	1,53,03.18	--	--	1,53,03.18	1,29,59.32 (+) 18.09	
105- Family Pensions	66,80.69	--	--	66,80.69	1,30,34.17 (-) 48.74	
109- Pension to Employees of state aided Educational Institutions	2,14,38.54	--	--	2,14,38.54	71,53.62 (+) 199.69	
111- Pensions to Legislator	89.29	--	--	89.29	1,09.68 (-) 18.59	
115- Leave Encashment Benefits	62,67.03	--	--	62,67.03 (a)	51,45.18 (+) 21.80	
800- Other Expenditure	25,27.23	--	--	25,27.23	10,53.93 (+) 139.79	
Total-01	11,41,71.87	--	--	11,41,71.87	10,47,29.92 (+) 9.02	
Total- 2071	11,41,71.87	--	--	11,41,71.87	10,47,29.92 (+) 9.02	
2075- Miscellaneous General Services-						
800- Other Expenditure	6,14.33	0.62	--	6,14.95 (b)	6,88.59 (-) 10.69	
Total- 2075	6,14.33	0.62	--	6,14.95	6,88.59 (-) 10.69	
Total- (e) Pension and Miscellaneous General Services	11,47,86.20	0.62	--	11,47,86.82	10,54,18.51 (+) 8.89	
Total- A-GENERAL SERVICES	25,23,97.22	20,62.85 (#)	--	41,80,14.48	36,94,34.01 (+) 13.15	
	16,35,54.40	--	--			

Includes a clearance of OB suspense of (a) ₹ 9.95 lakh (b) ₹ 26.81 lakh

* The State Government has intimated that during 2010-11, 88126 pensioners were paid pension by the State Government. These include 46799 pensioners of Uttar Pradesh, 24816 of Uttarakhand, 3477 of Power Corporation, 13002 Non-Govt. teachers and 32 MLA's.

(#) Differs with the totals by ₹ 0.01 lakhe due to rounding.

12-DETAILED STATEMENT OF REVENUE EXPENDITURE BY MINOR HEADS

Heads	Actuals for the year 2010-11				Actuals for 2009-10	% Increase (+)/Decrease (-) during the year
	Non-Plan	Plan		Total		
		State Plan	CP & GOI share of CSS			
(In lakh of ₹)						
B- SOCIAL SERVICES-						
(a)- Education,Sports,Art and Culture-						
2202 - General Education-						
01- Elementary Education-						
001- Direction and Administration	1.97			1.97	(a)	2.66 (-) 25.94
101- Government Primary Schools	10,70,74.02	1,58,83.05	--	12,29,57.07	(b)	11,71,17.72 (+) 4.99
102- Assistance to Non-Government Primary Schools	89,63.38	18,29.83	--	1,07,93.21	(c)	1,16,77.84 (-) 7.58
104 Inspection	10.55	0.12	--	10.67	(d)	Not Computable
107- Teachers Training	19.85		--	19.85	(e)	1.50 (+) 1223.33
109- Scholarships and Incentives	7.14		--	7.14	(f)	5.07 (+) 40.83
800- Other Expenditure	0.19	1,77,52.21	--	1,77,52.40	(g)	99,84.44 (+) 77.80
Total- 01	11,60,77.10	3,54,65.21	--	15,15,42.31		13,87,89.23 (+) 9.19
02- Secondary Education-						
001- Direction and Administration	2,40.66	4,77.28	--	7,17.94	(h)	6,35.04 (+) 13.05
004- Research and Training		4,22.16	--	4,22.16		3,42.17 (+) 23.38
101- Inspection	10,94.98	17,22.74	--	28,17.72	(i)	23,93.36 (+)17.73
107- Scholarships	33.73	7.15	--	40.88	(j)	22.90 (+) 78.52
108- Examinations	10,75.30	0.11	--	10,75.41	(k)	9,26.29 (+) 16.10
109- Government Secondary Schools	9,75,33.41	27,40.24	--	10,02,73.65	(l)	10,17,08.65 (-) 1.41
110- Assistance to Non-Government Secondary Schools	1,92,39.52	1,10.85	--	1,93,50.37	(m)	2,22,15.92 (-) 12.90
796- Tribal area Sub Plan	--	2,81.42	--	2,81.42		2,50.54 (+) 12.33

Includes a clearance of OB suspense of (a) ₹ 1.97 lakh (b) ₹ 6,64.44 lakh (c) ₹ 14,62.03 lakh (d) ₹ 10.67 lakh (e) ₹ 19.85 lakh (f) ₹ 1.13 lakh (g) ₹ 0.19 lakh (h) ₹ 0.83 lakh (i) ₹ 6.87 lakh (j) ₹ 14.74 lakh (k) ₹ 39.81 lakh (l) ₹ 1,69.69 lakh (m) ₹ 9,37.07 lakh

12-DETAILED STATEMENT OF REVENUE EXPENDITURE BY MINOR HEADS

Heads	Actuals for the year 2010-11				Actuals for 2009-10	% Increase (+)/Decrease (-) during the year
	Non-Plan	Plan		Total		
		State Plan	CP & GOI share of CSS			
(In lakh of ₹)						
B- SOCIAL SERVICES-Contd.						
(a)- Education,Sports,Art and Culture-Contd.						
2202 - General Education-						
02- Secondary Education-						
800- Other Expenditure	84.58	41,87.97	--	42,72.55 (a)	8,57.67	(+) 398.16
Total- 02	11,93,02.18	99,49.92	--	12,92,52.10	12,93,52.54	(-) 0.08
2202- General Education-Concl.						
03- University and Higher Education-						
001- Direction and Administration	3,07.19	2.39	--	3,09.58 (b)	1,63.26	(+) 89.62
102- Assistance to Universities	24,85.03	31,23.02	--	56,08.05 (c)	47,90.74	(+) 17.06
103- Government Colleges and Institutes	70,49.48	22,37.94	--	92,87.42 (d)	62,07.80	(+) 49.61
104- Assistance to Non-Government Colleges and Institutes	56,21.00	2,53.28	--	58,74.28 (e)	32,90.06	(+) 78.55
107- Scholarship	0.42			0.42 (f)		Not Computable
796 Tribal area Sub Plan		8.97	--	8.97	13.88	(-) 35.37
800- Other Expenditure	2,30.95	23.69	--	2,54.64	1,99.57	(+) 27.59
Total- 03	1,56,94.07	56,49.29	--	2,13,43.36	1,46,65.31	(+) 45.54
05- Language Development-						
001 Direction and Administration		43.32	--	43.32	30.44	(+) 42.31
102- Promotion of Modern Indian Languages and Literature	14.74	81.15	--	95.89	2.74	(+) 3399.64
103- Sanskrit Education	14,12.40	6.82	--	14,19.22 (g)	10,62.75	(+) 33.54
Total- 05	14,27.14	1,31.29	--	15,58.43	10,95.93	(+) 42.20

Includes a clearance of OB suspense of (a) ₹ 6.10 lakh (b) ₹ 2.40 lakh (c) 1,50.97 Lakh (d) ₹ 27.47 lakh (e) ₹ 0.38 lakh (f) ₹ 0.42 lakh (g) ₹ 12.03 lakh

12-DETAILED STATEMENT OF REVENUE EXPENDITURE BY MINOR HEADS

Heads	Actuals for the year 2010-11			Actuals for 2009-10	% Increase (+)/Decrease (-) during the year	
	Non-Plan	Plan				Total
		State Plan	CP & GOI share of CSS			
(In lakh of ₹)						
B- SOCIAL SERVICES-Contd.						
(a)- Education,Sports,Art and Culture-Contd.						
2202- General Education						
80- General-						
001- Direction and Administration		18.92		18.92	26.02 (-) 27.29	
003- Training	1,26.55	15,52.85		16,79.40 (a)	15,21.77 (+) 10.36	
004- Research						
800- Other Expenditure	7,66.19	31.58		7,97.77	7,00.59 (+) 13.87	
Total- 80	8,92.74	16,03.35		24,96.09	22,48.38 (+) 11.02	
Total-2202	25,33,93.23	5,27,99.06		30,61,92.29	28,61,51.39 (+) 7.00	
2203- Technical Education-						
001- Direction and Administration	61.91	1.04		62.95	59.82 (+) 5.23	
104- Assistance to Non-Govt. Technical Colleges and Institutes	2,61.98			2,61.98 (b)	3,00.68 (-) 12.87	
105- Polytechnics	21,95.85	7,66.29		29,62.14 (c)	27,66.50 (+) 7.07	
112- Engineering/Technical Colleges and Institutes	17,30.33	19,52.55		36,82.88 (d)	22,03.12 (+) 67.17	
800- Other Expenditure	2,19.95	35.00		2,54.95	1,71.11 (+) 49.00	
Total- 2203	44,70.02	27,54.88		72,24.90	55,01.23 (+) 31.33	
2204- Sports and Youth Services-						
001- Direction and Administration	8,26.76	11,37.11		19,63.87 (e)	17,66.63 (+) 11.16	
102 Youth welfare Programme for student	29.92	43.00	--	72.92 (f)	Not Computable	
104- Sports and Games	6,75.08	3,68.14	--	10,43.22 (g)	7,93.13 (+) 31.53	

Includes a clearance of OB suspense of (a) ₹ 31.32 lakh (b) ₹ 11.98 lakh (c) ₹ 1.34 lakh (d) ₹ 22.52 lakh (e) ₹ 1.92 lakh (f) ₹ 72.92 lakh (g) ₹ 1.50 lakh

12-DETAILED STATEMENT OF REVENUE EXPENDITURE BY MINOR HEADS

Heads	Actuals for the year 2010-11				Actuals for 2009-10	% Increase (+)/Decrease (-) during the year
	Non-Plan	Plan		Total		
		State Plan	CP & GOI share of CSS			
(In lakh of ₹)						
B- SOCIAL SERVICES-contd.						
(a)- Education,Sports,Art and Culture-Concl.						
2204- Sports and Youth Services-			--		--	--
796- Tribal area Sub Plan		57.83	--	57.83	52.22	(+ 10.74)
Total- 2204	15,31.76	16,06.08	--	31,37.84	26,11.98	(+ 20.13)
2205- Art and Culture-						
001- Direction and Administration	38.96	3,50.96	--	3,89.92	2,37.14	(+ 64.43)
101- Fine Arts Education	56.88	42.34	--	99.22 (a)	88.23	(+ 12.46)
102- Promotion of Art and Culture	7.05	3,52.49	--	3,59.54 (b)	1,01.44	(+ 254.44)
103- Archaeology	57.87		--	57.87	49.66	(+ 16.53)
104- Archives	29.83	33.05	--	62.88	1,70.53	(-) 63.13
105- Public Libraries	1,02.34		--	1,02.34 (c)	1,29.54	(-) 21.00
107- Museums	44.47	21.00	--	65.47	59.61	(+ 9.83)
796 Tribal Area sub plans		25.29	--	25.29	19.03	(+ 32.90)
Total- 2205	3,37.40	8,25.13	--	11,62.53	8,55.18	(+ 35.94)
Total (a)-Education,Sports,Art and Culture	25,97,32.41	5,79,85.15	--	31,77,17.56	29,51,19.78	(+ 7.66)
(b) Health and Family Welfare-						
2210- Medical and Public Health-						
01- Urban Health Services-Allopathy-						
001- Direction and Administration	5,95.10	22.63	--	6,17.73 (d)	4,52.96	(+ 36.38)
102- Employees State Insurance Scheme	6,31.28		--	6,31.28 (e)	3,58.89	(+ 75.90)
110- Hospital and Dispensaries	93,99.05	18,09.69	--	1,12,08.74 (f)	87,96.20	(+ 27.43)

Includes a clearance of OB suspense of (a) ₹ 1.39 lakh (b) ₹ 2.20 lakh (c) ₹ 0.05 lakh (d) ₹ 1.10 lakh (e) ₹ 1.63 lakh (f) ₹ 97.55 lakh

12-DETAILED STATEMENT OF REVENUE EXPENDITURE BY MINOR HEADS

Heads	Actuals for the year 2010-11				Actuals for 2009-10	% Increase (+)/Decrease (-) during the year
	Non-Plan	Plan		Total		
		State Plan	CP & GOI share of CSS			
(In lakh of ₹)						
B- SOCIAL SERVICES-contd.						
(b) Health and Family Welfare-						
2210- Medical and Public Health-						
01- Urban Health Services-Allopathy-						
200- Other Health Schemes	2,33.94	1,43.26	--	3,77.20	(a)	3,66.98 (+) 2.78
800- Other Expenditure	40.18	67.28	--	1,07.46	(b)	1,32.31 (-) 18.78
Total- 01 Urban Health Services Allopathy	1,08,99.55	20,42.86	--	1,29,42.41		1,01,07.34 (+) 28.05
02- Urban Health Services-Other Systems of medicines-						
101- Ayurveda	56,43.40	2,11.64	--	58,55.04	(c)	50,34.23 (+) 16.30
102- Homeopathy	2,74.81	34.96	--	3,09.77	(d)	2,44.18 (+) 26.86
Total- 02	59,18.21	2,46.60	--	61,64.81		52,78.41 (+) 16.79
03- Rural Health Services-Allopathy-						
101- Health sub-centre	1.53	17,31.62	--	17,33.15	(e)	12,82.85 (+) 35.10
103- Primary Health Centre	28,61.50	3,38.97	--	32,00.47	(f)	30,08.34 (+) 6.39
104- Community Health Centre	31,59.10	4,82.92	--	36,42.02		30,21.10 (+) 20.55
110- Hospitals and Dispensaries	86,72.33	24,94.14	--	1,11,66.47	(g)	88,96.12 (+) 25.52
796- Tribal area Sub Plan	--	1,35.10	--	1,35.10		1,08.13 (+) 24.94
800- Other Expenditure	1,61.28	42.19	--	2,03.50	(h)	1,67.42 (+) 21.55
Total- 03	1,48,55.74	52,24.94	--	2,00,80.71		1,64,83.96 (+) 21.82

Includes a clearance of OB suspense of (a) ₹ 2.17 lakh (b) ₹ 1.08 lakh (c) ₹ 38.99 lakh (d) ₹ 3.56 lakh (e) ₹ 1.53 lakh (f) ₹ 43.05 lakh (g) ₹ 76.71 lakh (h) ₹ 4.41 lakh

12-DETAILED STATEMENT OF REVENUE EXPENDITURE BY MINOR HEADS

Heads	Actuals for the year 2010-11				Actuals for 2009-10	% Increase (+)/Decrease (-) during the year
	Non-Plan	Plan		Total		
		State Plan	CP & GOI share of CSS			
(In lakh of ₹)						
B- SOCIAL SERVICES-contd.						
(b) Health and Family Welfare-						
2210- Medical and Public Health-						
04- Rural Health Services-Other Systems of medicines-						
102- Homeopathy	5,18.96	0.68	--	5,19.64 (a)	4,81.92	(+) 7.83
796- Tribal Area Sub Plan		4.69	--	4.69	8.36	(-) 43.90
Total - 04	5,18.96	5.37	--	5,24.33	4,90.28	(+) 6.95
05- Medical Education, Training and Research-						
101- Ayurveda	10,17.72	46.48	--	10,64.20 (b)	9,23.64	(+) 15.22
105- Allopathy	14,62.81	60,75.52	--	75,38.33	38,72.59	(+) 94.66
Total - 05	24,80.53	61,22.00	--	86,02.53	47,96.23	(+) 79.36
06- Public Health-						
001- Direction and Administration	53.96	--	--	53.96	41.86	(+) 28.91
003- Training	1,74.74	--	--	1,74.74 (c)	1,42.83	(+) 22.34
101- Prevention and Control of diseases	44,76.99	16,33.55	--	61,10.54 (d)	50,69.77	(+) 20.53
102- Prevention of food adulteration	1,79.07	--	--	1,79.07 (e)	1,73.94	(+) 2.95

Includes a clearance of OB suspense of (a) ₹ 2.09 lakh (b) ₹ 4.20 lakh (c) ₹ 0.70 lakh (d) ₹ 62.61 lakh (e) ₹ 0.12 lakh

12-DETAILED STATEMENT OF REVENUE EXPENDITURE BY MINOR HEADS

Heads	Actuals for the year 2010-11			Actuals for 2009-10	% Increase (+)/Decrease (-) during the year		
	Non-Plan	Plan				Total	
		State Plan	CP & GOI share of CSS				
(In lakh of ₹)							
B-	SOCIAL SERVICES-contd.						
(b)	Health and Family Welfare-contd.						
2210-	Medical and Public Health-concltd.						
06-	Public Health-						
104-	Drug Control	65.49	--	--	65.49	58.78	(+) 11.42
106-	Manufacture of Sera/Vaccine						
107-	Public Health Laboratories	19.55	--	--	19.55	7.35	(+) 165.99
113-	Public Health Publicity		39.57	--	39.57	38.00	(+) 4.13
796-	Tribal Area Sub Plan		--	--			
800-	Other Expenditure	78.81	3,77.69	--	4,56.50 (a)	3,30.16	(+) 38.27
	Total- 06	50,48.61	20,50.81	--	70,99.42	58,62.69	(+) 21.09
	Total- 2210	3,97,21.60	1,56,92.58 0.03	--	5,54,14.21	4,30,18.91	(+) 28.81

Includes a clearance of OB suspense of (a) ₹ 0.19 lakh

12-DETAILED STATEMENT OF REVENUE EXPENDITURE BY MINOR HEADS

Heads	Actuals for the year 2010-11				Actuals for 2009-10	% Increase (+)/Decrease (-) during the year
	Non-Plan	Plan		Total		
		State Plan	CP & GOI share of CSS			
(In lakh of ₹)						
B- SOCIAL SERVICES-contd.						
(b) Health and Family Welfare-concltd.						
2211- Family Welfare-						
001- Direction and Administration	3.13	4,34.06	--	4,37.19	(a)	3,75.81 (+) 16.33
003- Training	0.59	1,34.68	--	1,35.27	(b)	1,08.30 (+) 24.90
101- Rural Family Welfare Services	3.28	51,14.27	--	51,17.55	(c)	41,87.10 (+) 22.22
102- Urban Family Welfare Services	3.46	3,00.09	--	3,03.55	(d)	2,36.49 (+) 28.36
103- Maternity and child Health	0.42	0.05	--	0.47	(e)	1.62 (-) 70.99
104- Transport	0.03	0.05	--	0.08	(f)	1.06 (-) 92.45
105- compensation	0.10	0.55	--	0.65	(g)	0.55 (+) 18.18
106- Mass Education		0.01		0.01	(h)	Not Computable
200- Other Services and Supplies	3.45	9.01		12.46	(i)	Not Computable
796- Tribal Area Sub Plan		89.15	--	89.15		72.08 (+) 23.68
Total-2211	14.46	60,81.92	--	60,96.38		49,83.01 (+) 22.34
Total- (b) Health and Family Welfare	3,97,36.06	2,17,74.50 0.03	--	6,15,10.59		4,80,01.92 (+) 28.14

Includes a clearance of OB suspense of (a) ₹ 6.64 lakh (b) ₹ 1.27 lakh (c) ₹ 11.04 lakh (d) ₹ 3.50 lakh (e) ₹ 0.47 lakh (f) ₹ 0.08 lakh (g) ₹ 6.50 lakh (h) ₹ 0.009 lakh (i) ₹ 12.46 lakh

12-DETAILED STATEMENT OF REVENUE EXPENDITURE BY MINOR HEADS

Heads	Actuals for the year 2010-11			Actuals for 2009-10	% Increase (+)/Decrease (-) during the year	
	Non-Plan	Plan				Total
		State Plan	CP & GOI share of CSS			
(In lakh of ₹)						
B- SOCIAL SERVICES-contd.						
(c) Water Supply,Sanitation,Housing and Urban Development						
2215- Water Supply and Sanitation-						
01- Water Supply						
101- Urban Water Supply Programmes	50,00.00	49,05.97	--	99,05.97	1,74,52.48 (-) 43.24	
102- Rural Water Supply Programmes		2,64,29.44	--	2,64,29.44 (a)	1,42,37.04 (+) 85.64	
796- Tribal area Sub Plan		1,04.65	--	1,04.65	2,50.00 (-) 58.14	
800 Other Expenditure	3,43.50	22.50	--	3,66.00 (b)	Not Computable	
Total-01	53,43.50	3,14,62.56	--	3,68,06.06	3,19,39.52 (+) 15.24	
02- Sewerage and Sanitation-						
105 Sanitation service		8,43.91		8,43.91		
106- Prevention of Air and Water Pollution		4,11.75	--	4,11.75	8,20.00 (-) 49.79	
107- Sewerage Services		6,62.35	
Total- 02		12,55.66	--	12,55.66	14,82.35 (-) 15.29	
Total- 2215	53,43.50	3,27,18.22	--	3,80,61.72	3,34,21.87 (+) 13.88	
2216- Housing -						
01- Government Residential Buildings-						
700- Other Housing	1,59.82	--	--	1,79.17	1,60.38 (+) 11.72	
	19.35	--	--			
Total- 01	1,59.82	--	--	1,79.17	1,60.38 (+) 11.72	
	19.35					
Total- 2216	1,59.82	--	--	1,79.17	1,60.38 (+) 11.72	
	19.35					

Includes a clearance of OB suspense of (a) ₹ 30.00lakh (b) ₹ 3,43.50 lakh

12-DETAILED STATEMENT OF REVENUE EXPENDITURE BY MINOR HEADS

Heads	Actuals for the year 2010-11				Actuals for 2009-10	% Increase (+)/Decrease (-) during the year	
	Non-Plan	Plan		Total			
		State Plan	CP & GOI share of CSS				
(In lakh of ₹)							
B- SOCIAL SERVICES-contd.							
(c) Water Supply,Sanitation,Housing and Urban Development-Concltd.							
2217- Urban Development -							
03- Integrated Development of Small and Medium Towns-							
001- Direction and Administration	3,56.09	45.48	--	4,01.57	(a)	3,39.33	(+) 18.34
191- Assitance to Local Bodies Corporations,Urban Development Authorities, Town improvement Boards etc.		84,62.54	--	84,62.54		46,79.26	(+) 80.85
800- Other Expenditure		25,80.63	--	25,80.63		1,00,53.64	(-) 74.33
Total-03	3,56.09	1,10,88.65	--	1,14,44.74		1,50,72.23	(-) 24.07
04- Slum Area Improvement							
001- Direction and Administration	81.91	17.74	--	99.65		65.05	(+) 53.19
Total-04	81.91	17.74	--	99.65		65.05	(+) 53.19
80- General							
001- Direction and Administration	2,01.51	--	--	2,01.51	(b)	1,44.59	(+) 39.37
800- Other Expenditure	43.85	11,39.59	--	11,83.44		4,01,94.64	(-) 97.06
Total-80	2,45.36	11,39.59	--	13,84.95		4,03,39.23	(-) 96.57
Total- 2217	6,83.36	1,22,45.98	--	1,29,29.34		5,54,76.51	(-) 76.69
Total-(c) Water Supply,Sanitation,Housing and Urban Development	61,86.68	4,49,64.20	--	5,11,70.23		8,90,58.76	(-) 42.54
	19.35	--	--	--		--	--

Includes a clearance of OB suspense of (a) ₹ 0.08 lakh (b) ₹ 87.76 lakh

12-DETAILED STATEMENT OF REVENUE EXPENDITURE BY MINOR HEADS

Heads	Actuals for the year 2010-11				Actuals for 2009-10	% Increase (+)/Decrease (-) during the year
	Non-Plan	Plan		Total		
		State Plan	CP & GOI share of CSS			
(In lakh of ₹)						
B- SOCIAL SERVICES-contd.						
(d) Information and Broadcasting-						
2220- Information and Publicity-						
01- Films-						
105- Production of films	39.48	16.78	--	56.26	54.86	(+) 2.55
Total- 01	39.48	16.78	--	56.26	54.86	(+) 2.55
60- Other-						
001- Direction and Administration	3,22.60		--	3,22.60 (a)	2,80.35	(+) 15.07
101- Advertising and Visual Publicity	25,90.21	43.93	--	26,34.14 (b)	12,68.60	(+) 107.64
102- Information Centres	48.54	5.00	--	53.54 (c)	50.32	(+) 6.40
103- Press Information Services	2,25.56		--	2,25.56	56.89	(+) 296.48
106- Field Publicity	2,01.91	5.35	--	2,07.26 (d)	2,17.17	(-)4.56
109- Photo Services	28.07	4.19	--	32.26	30.51	(+) 5.74
110- Publications	1,52.53	13.81	--	1,66.34	1,02.29	(+) 62.62
111 Community Radio & Television	0.06			0.06 (e)		Not Computable
796- Tribal area Sub Plan		2.47		2.47	2.49	(+) 0.80
800- Other Expenditure	31.27	7.97	--	39.24	36.71	Not Computable
Total- 60	36,00.75	82.72	--	36,83.47	20,45.33	(+) 80.09
Total -2220	36,40.23	99.50	--	37,39.73	21,00.19	(+) 78.07
Total- (d) Information and Broadcasting	36,40.23	99.50	--	37,39.73	21,00.19	(+) 78.07

Includes a clearance of OB suspense of (a) ₹ 0.04 lakh (b) ₹ 0.42 lakh (c) ₹ 0.41 lakh (d) ₹ 0.96 lakh (e) ₹ 0.06 lakh

12-DETAILED STATEMENT OF REVENUE EXPENDITURE BY MINOR HEADS

Heads	Actuals for the year 2010-11			Actuals for 2009-10	% Increase (+)/Decrease (-) during the year	
	Non-Plan	Plan	Total			
		State Plan	CP & GOI share of CSS			
(In lakh of ₹)						
B- SOCIAL SERVICES-contd.						
(e)- Welfare of Scheduled Castes,Scheduled Tribes and Other Backward Classes-						
2225- Welfare of Scheduled Castes,Scheduled Tribes and Other Backward Classes-						
01- Welfare of Scheduled Castes-						
001- Direction and Administration	9,65.76	--	9,65.76	(a)	6,94.85	(+) 38.99
102- Economic Development	6.60	--	6.60	(b)	5.48	(+) 20.44
793 Special central Aassistant for S.C. component Plan	29,36.95	57,61.59	86,98.54			Not Computable
277- Education		4,00.00	4,00.00	(c)	73,41.53	(-) 94.55
800- Other Expenditure	6.00	9,03.27	9,09.27	(d)	11,85.77	(-) 23.32
Total- 01	39,15.31	70,64.86	1,09,80.17		92,27.63	(+) 18.99
02- Welfare of Scheduled Tribes-						
001- Direction and Administration	49.25	--	49.25	(e)	55.04	(-) 10.52
277- Education	20,68.22 0.40	11,95.11	32,63.73	(f)	27,39.08	(+) 19.15
794 Special Central Assistance for Tribal sub-plan		68.60	68.60		7.70	(+) 790.91
796- Tribal area Sub Plan	1.60	31.93	33.53	(g)	34.93	(-) 4.01
800 - Other Expenditure	25.58	3,38.21	3,63.79	(h)	3,73.00	(-) 2.47
Total- 02	21,44.65 0.40	16,33.85	37,78.90		32,09.75	(+) 17.73
03- Welfare of Backward Classes						
001- Direction and Administration	38.60	--	38.60		23.74	(+) 62.59
277- Education	3,12.10	15,58.09	18,70.19	(i)	11,60.15	(+) 61.20
Total- 03	3,50.70	15,58.09	19,08.79		11,83.89	(+) 61.23
Total- 2225	64,10.66 0.40	1,02,56.80	1,66,67.86		1,36,21.27	(+) 22.37
Total-(e) Welfare of Scheduled Castes, Scheduled Tribes and Other Backward Classes	64,10.66 0.40	1,02,56.80	1,66,67.86		1,36,21.27	(+) 22.37

Includes a clearance of OB suspense of (a) ₹ 9.73 lakh (b) ₹ 0.37 lakh (c) ₹ 2,59.23 lakh (d) ₹ 6.00 lakh (e) ₹ 1.37 lakh (f) ₹ 18.71 lakh (g) ₹ 13.82 lakh (h) ₹ 3.43 lakh (i) ₹ 3.10 lakh

12-DETAILED STATEMENT OF REVENUE EXPENDITURE BY MINOR HEADS

Heads	Actuals for the year 2010-11				Actuals for 2009-10	% Increase (+)/Decrease (-) during the year
	Non-Plan	Plan		Total		
		State Plan	CP & GOI share of CSS			
(In lakh of ₹)						
B- SOCIAL SERVICES-contd.						
(f) Labour and Labour Welfare-						
2230- Labour and Employment-						
01- Labour-						
001- Direction and Administration	1,18.09	1.08	--	1,19.17	1,02.30	(+) 16.49
101- Industrial Relations	4,97.74	0.94	--	4,98.68	3,82.18	(+) 30.48
102- Working Conditions and Safety	55.71	0.94	--	56.65	41.40	(+) 36.84
103- General Labour Welfare	48.48	4.56	--	53.04	1,05.59	(-) 49.77
Total - 01	7,20.02	7.52	--	7,27.54	6,31.47	(+) 15.21
02 - Employment services						
001- Direction and Administration	3,70.95	37.41	--	4,08.36	3,91.02	(+) 4.43
796- Tribal area Sub Plan	9.37	25.02	--	34.39	35.18	(-) 2.25
800- Other Expenditure	61.35	1,00.54	--	1,61.89	1,37.45	(+) 17.78
Total - 02	4,41.67	1,62.97	--	6,04.64	5,63.65	(+) 7.27
03- Training-						
001- Direction and Administration	1,60.71	--	--	1,60.71	1,29.32	(+) 24.27
003- Training of Craftsmen & Supervisors	25,56.25	14,93.48	--	40,49.73	29,70.96	(+) 36.31
102- Apprenticeship Training	1.87	--	--	1.87	1.71	(+) 9.36
796- Tribal area Sub Plan	--	30.86	--	30.86		Not Computable
Total - 03	27,18.83	15,24.34	--	42,43.17	31,01.99	(+) 36.79

Includes a clearance of OB suspense of (a) ₹ 9.87 lakh (b) ₹ 2.01 lakh (c) ₹ 3.16 lakh (d) ₹ 0.45 lakh (e) ₹ 6.83 lakh

12-DETAILED STATEMENT OF REVENUE EXPENDITURE BY MINOR HEADS

Heads	Actuals for the year 2010-11				Actuals for 2009-10	% Increase (+)/Decrease (-) during the year
	Non-Plan	Plan		Total		
		State Plan	CP & GOI share of CSS			
(In lakh of ₹)						
(B)- SOCIAL SERVICES-contd.						
(f) Labour and Labour Welfare-						
2230- Labour and Employment-						
Total- 2230	38,80.52	16,94.83	--	55,75.35	42,97.11	(+) 29.75
Total- (f) Labour and Labour Welfare	38,80.52	16,94.83	--	55,75.35	42,97.11	(+) 29.75
(g) Social Welfare and Nutrition						
2235 Social Security and Welfare						
01- Rehabilitation.						
102 Displaced persons from west Pakistan	0.56	1.47	--	2.03 (a)	5.40	(-) 62.41
800 - Other Expenditure		--	--			
Total - 01	0.56	1.47	--	2.03	5.40	(-) 62.41
02- Social Welfare-						
101- Welfare of handicapped	1,04.13	30,40.30	--	31,44.43 (b)	20,11.04	(+) 56.36
102- Child Welfare	6,01.55	1,09,54.02	--	1,15,55.57 (c)	95,07.62	(+) 21.54
103- Women's Welfare	23,25.85	52,23.47	--	75,49.32 (d)	45,45.87	(+) 66.07
104- Welfare of aged infirm and destitutes	62.99	1.00	--	63.99 (e)	81.99	(-) 21.95
107- Assistance to Voluntary Organisations	6.09	--	--	6.09 (f)	54.09	(-) 88.74
796- Tribal area Sub Plan	59.99	16,13.04	--	16,73.03	7,11.40	(+) 135.17
800- Other Expenditure	21.60	29.41	--	51.01 (g)	55.36	(-) 7.86
Total- 02	31,82.20	2,08,61.24	--	2,40,43.44	1,69,67.37	(+) 41.70

Includes a clearance of OB suspense of (a) ₹ 2.03 lakh (b) ₹ 8.19 lakh (c) ₹ 89.39 lakh (d) ₹ 46.84 (e) ₹ 0.96 lakh (f) ₹ 0.002 lakh (g) ₹ 0.001 lakh

12-DETAILED STATEMENT OF REVENUE EXPENDITURE BY MINOR HEADS

Heads	Actuals for the year 2010-11				Actuals for 2009-10	% Increase (+)/Decrease (-) during the year	
	Non-Plan	Plan		Total			
		State Plan	CP & GOI share of CSS				
(In lakh of ₹)							
(B)- SOCIAL SERVICES-contd.							
(g) Social Welfare and Nutrition							
2235 Social Security and Welfare							
60- Other Social Security and Welfare Programmes-							
102- Pensions Under Social Security Schemes	17,55.95	72,43.62	--	89,99.57	(a)	54,51.39	(+) 65.09
107- Swatantrata Sainik Samman Pension Scheme	6,74.43		--	6,74.43	(b)	11,47.55	(-) 41.23
200- Other Programmes	16,89.61	1,23.49	--	18,13.10	(c)	14,07.23	(+) 28.84
800- Other Expenditure		55,40.69	--	55,40.69		41,25.21	(+) 34.31
Total- 60	41,19.99	1,29,07.80	--	1,70,27.79		1,21,31.38	(+) 40.36
Total- 2235	73,02.75	3,37,70.51	--	4,10,73.26		2,91,04.15	(+) 41.13
2245- Relief on account of Natural Calamities-							
05- Calamity Relief Fund-							
800- Other Expenditure	1,63,19.36	2,31.94	--	1,65,51.30	(d)	1,48,76.81	(+) 11.26
Total-05	1,63,19.36	2,31.94	--	1,65,51.30		1,48,76.81	(+) 11.26
Total- 2245	1,63,19.36	2,31.94	--	1,65,51.30		1,48,76.81	(+) 11.26
Total- (g) Social Welfare and Nutrition	2,36,22.11	3,40,02.45	--	5,76,24.56		4,39,80.96	(+) 31.02

Includes a clearance of OB suspense of (a) ₹ 1,89.12 lakh (b) ₹ 7.65 lakh (c) ₹ 17.22 lakh (d) ₹ 1,22.59 lakh

12-DETAILED STATEMENT OF REVENUE EXPENDITURE BY MINOR HEADS

Heads	Actuals for the year 2010-11			Actuals for 2009-10	% Increase (+)/Decrease (-) during the year	
	Non-Plan	Plan				Total
		State Plan	CP & GOI share of CSS			
(In lakh of ₹)						
(B)- SOCIAL SERVICES-concl.						
(h) Other-						
2250- Other Social Services-						
102- Administration of Religious and charitable Endowments Acts.	2.00		--	2.00	0.67	(+) 198.51
800- Other Expenditure	13,38.02	16,01.45	--	29,39.47 (a)	18,45.72	(+) 59.26
Total- 2250	13,40.02	16,01.45	--	29,41.47	18,46.39	(+) 59.31
2251- Secretariat-Social Services-						
092- Other Offices	0.77		--	0.77	1.43	(-) 46.15
200 Secretariat-Social service	1.25			1.25 (b)		Not Computable
Total- 2251	2.02		--	2.02	1.43	(+) 41.26
Total- (h)- Other	13,42.04	16,01.45	--	29,43.49	18,47.82	(+) 59.30
Total - B - Social Services	34,45,50.71	17,23,78.88	--	51,69,49.37	49,80,27.80	(+) 3.80
	<i>19.75</i>	<i>0.03</i>				

Includes a clearance of OB suspense of (a) ₹ 1,03.48 lakh (b) ₹ 1.25 lakh

12-DETAILED STATEMENT OF REVENUE EXPENDITURE BY MINOR HEADS

Heads	Actuals for the year 2010-11				Actuals for 2009-10	% Increase (+)/Decrease (-) during the year
	Non-Plan	Plan		Total		
		State Plan	CP & GOI share of CSS			
(In lakh of ₹)						
C- ECONOMIC SERVICES-						
(a) Agriculture and Allied Activities-						
2401- Crop Husbandary-						
001- Direction and Administration	61,77.84	18.62	--	61,96.46	(a)	56,05.25 (+) 10.55
102- Food grain Crops	3.53	24,94.96	--	24,98.49	(b)	27,24.25 (-) 8.29
103- Seeds	1.18	10,19.96	--	10,21.14	(c)	1,25.28 (+) 715.09
105- Manures and Fertilizer		56.00	--	56.00		25.00 (+) 124.00
107- Plant Protection		1,49.89	--	1,49.89		1,36.13 (+) 10.11
108- Commercial Crops	8,67.73	2,71.28	--	11,39.01	(d)	11,11.67 (+) 2.46
109- Extension and Farmer Training		93.45	--	93.45		46.31 (+) 101.79
110- Crop Insurance		3,82.88	--	3,82.88	(e)	2,64.24 (+) 44.90
111- Agricultural Economics and Statistics	1.92	32.22	--	34.14	(f)	24.09 (+) 41.72
112 Development of Pulses		0.48		0.48	(g)	Not computable
114 Development of Oil seeds	0.39	0.41	--	0.80	(h)	82.33 (-) 99.03
119- Horticulture and Vegetable Crops	66,84.66 32.51	26,86.90	--	94,04.07	(i)	87,72.68 (+) 7.20
796- Tribal area Sub Plan	0.02	1,66.93	--	1,66.95	(j)	1,43.29 (+) 16.51
800- Other Expenditure	6.99	1,25,84.24	--	1,25,91.23	(k)	1,03,19.19 (+) 22.02
Total- 2401	1,37,44.26 32.51	1,99,58.22	--	3,37,34.99		2,93,79.71 (+) 14.82

Includes a clearance of OB suspense of (a) ₹ 31.60 lakh (b) ₹ 4.06 lakh (c) ₹ 1.18 lakh (d) ₹ 6.98 lakh (e) ₹ 0.02 lakh (f) ₹ 2.01 lakh (g) ₹ 0.48 lakh (h) ₹ 0.79 lakh (i) ₹ 3,88.57 lakh (j) ₹ 0.042 lakh (k) ₹ 6.99 lakh

12-DETAILED STATEMENT OF REVENUE EXPENDITURE BY MINOR HEADS

Heads	Actuals for the year 2010-11				Actuals for 2009-10	% Increase (+)/Decrease (-) during the year	
	Non-Plan	Plan		Total			
		State Plan	CP & GOI share of CSS				
(In lakh of ₹)							
C- ECONOMIC SERVICES-contd							
(a) Agriculture and Allied Activites-contd							
2402- Soil and Water Conservation-							
101- Soil Survey and Testing	30.57	47.18	--	77.75	(a)	1,00.00 --	(-) 22.25
102- Soil Conservation		78.33	--	78.33		58.18 --	(+) 34.63
796- Tribal Sub-Plan		34.00	--	34.00		10.00 --	(+) 240.00
Total- 2402	30.57	1,59.51	--	1,90.08		1,68.18 --	(+) 13.02
2403- Animal Husbandry-							
001- Direction and Administration	63,12.21	30.58	--	63,42.79	(b)	55,10.16	(+) 15.11
101- Veterinary Services and Animal Health	0.03	6,81.77	--	6,81.80	(c)	5,79.13	(+) 17.73
102- Cattle and Buffalo Development		23.60	--	23.60		27.74	(-) 14.92
104- Sheep and Wool Development		58.76	--	58.76		17.55	(+) 234.81
106- Other Live Stock Development	2,93.63	91.67	--	3,85.30	(d)	4,82.99	(-) 20.23
107- Fodder and Feed Development		4,97.30	--	4,97.30		18.44	(+) 2596.85
113- Administrative Investigation and Statistics		54.09	--	54.09		24.57	(+) 120.15
796- Tribal area Sub Plan		60.34	--	60.34		51.24	(+) 17.76
Total- 2403	66,05.87	14,98.11	--	81,03.98		67,11.82	(+) 20.74

Includes a clearance of OB suspense of (a) ₹ 30.57 lakh (b) ₹ 11.21 lakh (c) ₹ 1.32 lakh (d) ₹ 0.12 lakh

12-DETAILED STATEMENT OF REVENUE EXPENDITURE BY MINOR HEADS

Heads	Actuals for the year 2010-11			Actuals for 2009-10	% Increase (+)/Decrease (-) during the year	
	Non-Plan	Plan				Total
		State Plan	CP & GOI share of CSS			
(In lakh of ₹)						
C- Economic Services-contd.						
(a) Agriculture and Allied Activites-contd.						
2404- Dairy Development-						
001- Direction and Administration	4,50.41	--	--	4,50.41	(a) 3,01.38 (+) 49.45	
102- Dairy Development Projects		8,85.53	--	8,85.53	8,39.42 (+) 5.49	
191- Assistance to Co-operatives and Other Bodies		2,48.97	--	2,48.97	3,04.99 (-) 18.37	
796- Tribal area Sub Plan		17.87	--	17.87	29.93 (-) 40.29	
Total- 2404	4,50.41	11,52.37	--	16,02.78	14,75.72 (+) 8.61	
2405- Fisheries-						
001- Direction and Administration	3,95.83	--	--	3,95.83	(b) 3,05.51 (+) 29.56	
101- Inland Fisheries		1,53.44	--	1,53.44	1,31.11 (+) 17.03	
190 Assistant to Public sector and other undertaking		5.95	--	5.95	Not computable	
796- Tribal area Sub Plan		29.48	--	29.48	19.63 (+) 50.18	
800- Other Expenditure		1.20	--	1.20	15.30 (-) 92.16	
Total- 2405	3,95.83	1,90.07	--	5,85.90	4,71.55 (+) 24.25	
2406- Forestry and Wild Life-						
01- Forestry-						
001- Direction and Administration	1,87,33.25	2.36	--	1,87,35.61	(c) 1,68,76.07 (+) 11.02	
070- Communication and Buildings	99.50	--	--	99.50	99.50 0.00	
101- Forest Conservation, Development and Regeneration	10.73	9.69	--	20.42	(d) 16.22 (+) 25.89	

Includes a clearance of OB suspense of (a) ₹ 0.89 lakh (b) ₹ 0.86 lakh (c) ₹ 1,04.37 lakh (d) ₹ 0.19 lakh

12-DETAILED STATEMENT OF REVENUE EXPENDITURE BY MINOR HEADS

Heads	Actuals for the year 2010-11				Actuals for 2009-10	% Increase (+)/Decrease (-) during the year
	Non-Plan	Plan		Total		
		State Plan	CP & GOI share of CSS			
(In lakh of ₹)						
C- Economic Services-contd.						
(a) Agriculture and Allied Activites-contd.						
2406- Forestry and Wild Life-						
01- Forestry-						
102- Social and Farm Forestry		4,99.40	--	4,99.40	3,87.35	(+) 28.93
105- Forest Produce	25,11.34	--	--	25,11.34	28,66.66	(-) 12.39
796- Tribal area Sub Plan		1,25.00	--	1,25.00	33.33	(+) 275.04
800- Other Expenditure	12.50	59,94.34	--	60,06.84 (a)	62,69.04	(-) 4.18
Total- 01	2,13,67.32	66,30.79	--	2,79,98.11	2,65,48.17	(+) 5.46
02- Environmental Forestry and Wild Life						
110- Wild Life Preservation		10,37.32	--	10,37.32 (b)	8,25.30	(+) 25.69
Total- 02		10,37.32	--	10,37.32	8,25.30	(+) 25.69
Total- 2406	2,13,67.32	76,68.11	--	2,90,35.43	2,73,73.47	(+) 6.07
2407- Plantations-						
60- Other						
800- Other Expenditure	28.43	--	--	28.43 (c)	50.00	(-) 43.14
Total- 60	28.43	--	--	28.43	50.00	(-) 43.14
Total-2407	28.43	--	--	28.43	50.00	(-) 43.14

Includes a clearance of OB suspense of (a) ₹ 17.57 lakh (b) ₹ 0.97 lakh (c) ₹ 0.93

12-DETAILED STATEMENT OF REVENUE EXPENDITURE BY MINOR HEADS

Heads	Actuals for the year 2010-11				Actuals for 2009-10	% Increase (+)/Decrease (-) during the year
	Non-Plan	Plan		Total		
		State Plan	CP & GOI share of CSS			
(In lakh of ₹)						
C- Economic Services-contd.						
(a) Agriculture and Allied Activites-contd.						
2408- Food Storage and Warehousing						
01- Food-						
001- Direction and Administration	20,10.10	--	--	20,10.10	(a)	18,87.30 (+) 6.51
800- Other Expenditure						
	20,10.10	--	--	20,10.10		18,87.30 (+) 6.51
Total- 01		--	--			
Total- 2408	20,10.10	--	--	20,10.10		18,87.30 (+) 6.51
2415- Agricultural Research and Education-						
06 Forestry						
004 Research	1.58			1.58	(b)	Not computable
Total-06	1.58			1.58		Not computable
80- General-						
120- Assistance to Other Institutions	95,02.68	13,24.03	--	1,08,26.71		65,96.75 (+) 64.12
Total- 80	95,02.68	13,24.03	--	1,08,26.71		65,96.75 (+) 64.12
Total- 2415	95,04.26	13,24.03	--	1,08,28.29		65,96.75 (+) 64.15
2425- Co-operation-						
001- Direction and Administration	8,47.56		--	8,47.56	(c)	7,68.11 (+) 10.34
003 Training		2.31	--	2.31		3.01 (-) 23.26
107- Assistance to Credit Co-operatives		2,80.08	--	2,80.08		2,84.05 (-) 1.40
108- Assistance to other Co-operatives		21.48	--	21.48	(d)	11.05 (+) 94.39

Includes a clearance of OB suspense of (a) ₹ 0.05 lakh (b) ₹ 1.58 lakh (c) ₹ 1.71 lakh (d) ₹ 2.63 lakh

12-DETAILED STATEMENT OF REVENUE EXPENDITURE BY MINOR HEADS

Heads	Actuals for the year 2010-11			Actuals for 2009-10	% Increase (+)/Decrease (-) during the year
	Non-Plan	Plan	Total		
		State Plan	CP & GOI share of CSS		
	(In lakh of ₹)				
C- Economic Services-contd.					
(a) Agriculture and Allied Activites-concl.					
2425- Co-operation-					
796- Tribal area Sub Plan		58.35	--	58.35	38.36 (+) 52.11
800- Other Expenditure	1.79	16,58.06	--	16,59.85 (a)	17,65.44 (-) 5.98
Total- 2425	8,49.35	20,20.28	--	28,69.63	28,70.02 (-) 0.01
Total (a) Agriculture & Allied activities	5,49,86.40 32.51	3,39,70.70	--	8,89,89.61	7,69,84.51 (+) 15.59
(b)- Rural Development					
2501- Special Programmes for Rural Development-					
01- Intregrated Rural Development Programme-					
796- Tribal area Sub Plan		2,40.07	--	2,40.07	1,84.37 (+) 30.21
800- Other Expenditure	28.62	78,52.48	--	78,81.10 (b)	46,05.98 (+) 71.10
Total- 01	28.62	80,92.55	--	81,21.17	47,90.35 (+) 69.53
02- Drought Prone Areas Development Programme					
800- Other expenditure		3,64.90	--	3,64.90	1,37.01 (+) 166.33
Total-02		3,64.90	--	3,64.90	1,37.01 (+) 166.33
Total-2501	28.62	84,57.45	--	84,86.07	49,27.36 (+) 70.59

Includes a clearance of OB suspense of (a) ₹ 1.79 lakh (b) ₹ 1,07.59 lakh

(123)

12-DETAILED STATEMENT OF REVENUE EXPENDITURE BY MINOR HEADS

Heads	Actuals for the year 2010-11				Actuals for 2009-10	% Increase (+)/Decrease (-) during the year
	Non-Plan	Plan		Total		
		State Plan	CP & GOI share of CSS			
(In lakh of ₹)						
C- Economic Services-contd.						
2505 Rural Employment-						
01 National Programme						
796 Tribal Area Planning	0.59			0.59	(a)	Not computable
Total-01 National Programme	0.59			0.59		Not computable
Total -2505	0.59			0.59		Not computable
2515- Other Rural Development Programmes-						
001- Direction and Administration	1,70.65	0.07	--	1,70.72	(b)	(+) 7.68
003- Training	4,54.57		--	4,54.57	(c)	(-) 2.09
101- Panchayati Raj	4,01.82	28,15.22	--	32,17.04	(d)	(+) 19.50
102- Community Development	68,52.04	1,87,32.74	--	2,55,84.78	(e)	(+) 16.12
796- Tribal area Sub Plan		8,34.18	--	8,34.18		(+) 35.07
800- Other Expenditure	67,38.12	20.29	--	67,58.41	(f)	(-) 2.91
Total- 2515	1,46,17.20	2,24,02.50	--	3,70,19.70		(+) 12.43
Total- (b) Rural Development	1,46,46.41	3,08,59.95	--	4,55,06.36		(+) 20.22

Includes a clearance of OB suspense of (a) ₹ 0.59 lakh (b) ₹ 0.07 lakh (c) ₹ 0.67 lakh (d) ₹ 0.24 lakh (e) ₹ 8,28.20 lakh (f) ₹ 1,01.66 lakh

12-DETAILED STATEMENT OF REVENUE EXPENDITURE BY MINOR HEADS

Heads	Actuals for the year 2010-11				Actuals for 2009-10	% Increase (+)/Decrease (-) during the year
	Non-Plan	State Plan	Plan CP & GOI share of CSS	Total		
(In lakh of ₹)						
(d) Irrigation and Flood Control-						
2700- Major Irrigation						
001- Direction and Administration	2,02,42.51	0.08	--	2,02,42.59 (a)	1,74,71.83	(+) 15.86
Total-001	2,02,42.51	0.08	--	2,02,42.59	1,74,71.83	(+) 15.86
80- General						
800- Other Expenditure	41.11	--	--	41.11	49.36	(-) 16.71
Total-80	41.11	--	--	41.11	49.36	(-) 16.71
Total-2700	2,02,83.62	0.08	--	2,02,83.70	1,75,21.19	(+) 15.77
2701 Medium Irrigation						
01 Major Irrigation Commercial						
001 Direction & Administration	3,52.61			3,52.61 (b)		Not computable
Total-01	3,52.61			3,52.61		Not computable

Includes a clearance of OB suspense of (a) ₹ 3.02 lakh (b) ₹ 3,52.61 lakh

12-DETAILED STATEMENT OF REVENUE EXPENDITURE BY MINOR HEADS

Heads	Actuals for the year 2010-11			Actuals for 2009-10	% Increase (+)/Decrease (-) during the year
	Non-Plan	Plan			
		State Plan	CP & GOI share of CSS		
(In lakh of ₹)					
C- Economic Services-contd.					
(d) Irrigation and Flood Control-contd.					
2701- Medium Irrigation					
10- Tumria Scheme					
101- Maintenance and Repairs	3,33.46	--	--	3,33.46	2,83.15 (+) 17.77
Total-10	3,33.46	--	--	3,33.46	2,83.15 (+) 17.77
11- Doon Canals					
101- Maintenance and Repair	3,82.13	--	--	3,82.13	3,13.00 (+) 22.09
Total-11	3,82.13	--	--	3,82.13	3,13.00 (+) 22.09
12- Haripur/Baur Dam & Canals					
101- Maintenance and Repairs	2,81.24	--	--	2,81.24	2,39.25 (+) 17.55
Total-12	2,81.24	--	--	2,81.24	2,39.25 (+) 17.55
13- Other Irrigation Schemes					
101- Maintenance and Repairs	2,27.25	--	--	2,27.25	2,64.51 (-) 14.09
Total-13	2,27.25	--	--	2,27.25	2,64.51 (-) 14.09
20- Research Institute Roorkee					
101- Maintenance and Repairs	40.34	--	--	40.34	34.63 (+) 16.49
Total-20	40.34	--	--	40.34	34.63 (+) 16.49

12-DETAILED STATEMENT OF REVENUE EXPENDITURE BY MINOR HEADS

Heads	Actuals for the year 2010-11			Actuals for 2009-10	% Increase (+)/Decrease (-) during the year	
	Non-Plan	Plan				Total
		State Plan	CP & GOI share of CSS			
(In lakh of ₹)						
C- Economic Services-contd.						
(d) Irrigation and Flood Control-contd.						
2701- Medium Irrigation						
80- General-						
052- Machinery and Equipment	--	--	--	0.59	Not computable	
799- Suspense	(-)57.50	--	--	16.06	(-) 458.03	
800- Other Expenditure	57.67	--	--	50.79	(+) 13.55	
Total-80	0.17	--	--	67.44	(-) 99.73	
Total-2701	16,17.21	--	--	12,01.98	(+) 34.55	
2702- Minor Irrigation-						
02- Ground water-						
005- Investigation	12,87.97	--	--	10,52.47	(+) 22.38	
Total- 02	12,87.97	--	--	10,52.47	(+) 22.38	
03- Maintenance						
101- Water Tanks	10,65.35	--	--	9,71.92	(+) 9.61	
102- Lift Irrigation Schemes	6,27.44	--	--	5,32.75	(+) 17.77	
103- Tubewell	25,16.02	--	--	23,15.04	(+) 8.68	
Total-03	42,08.81	--	--	38,19.71	(+) 10.19	

12-DETAILED STATEMENT OF REVENUE EXPENDITURE BY MINOR HEADS

Heads	Actuals for the year 2010-11			Actuals for 2009-10	% Increase (+)/Decrease (-) during the year		
	Non-Plan	Plan				Total	
		State Plan	CP & GOI share of CSS				
(In lakh of ₹)							
C- Economic Services-contd.							
(d) Irrigation and Flood Control-concltd.							
2702- Minor Irrigation-							
80- General-							
052- Machinery and Equipments		4.70	--	4.70	4.35	(+) 8.05	
800- Other Expenditure	14.24	14,24.75	--	14,38.99	11,46.36	(+) 25.52	
Total-80	14.24	14,29.45	--	14,43.69	11,50.71	(+) 25.46	
Total- 2702	55,11.02	14,29.45	--	69,40.47	60,22.89	(+) 15.23	
2705- Command Area Development-							
800- Other Expenditure			--		4,19.02	Not computable	
Total- 2705			--		4,19.02	Not computable	
2711- Flood Control and Drainage-							
01- Flood Control-							
103- Civil Works		3,86.04	--	3,86.04	3,50.19	(+) 10.24	
Total-01		3,86.04	--	3,86.04	3,50.19	(+) 10.24	
Total- 2711		3,86.04	--	3,86.04	3,50.19	(+) 10.24	
Total- (d) Irrigation and Flood Control		2,77,97.89	14,29.53	--	2,92,27.42	2,55,15.27*	(+) 14.55

12-DETAILED STATEMENT OF REVENUE EXPENDITURE BY MINOR HEADS

Heads	Actuals for the year 2010-11			Actuals for 2009-10	% Increase (+)/Decrease (-) during the year	
	Non-Plan	Plan				Total
		State Plan	CP & GOI share of CSS			
(In lakh of ₹)						
C- Economic Services-contd.						
(e) Energy-						
2801- Power-						
01 Hydrel Generation			--	40.00 (a)	Not computable	
190 Investment						
Total 01			--	40.00	Not computable	
05- Transmission and Distribution						
190- Investment			--	--		
800- Other Expenditure	75.82		--	75.82	(-) 78.97	
Total 05 -	75.82		--	75.82	(-) 78.97	
06- Rural Electrification						
796- Tribal Area Sub-plan	--	--	--	--		
800- Other Expenditures	--	--	--	--		
Total-06	--	--	--	--		
Total- 2801	75.82		--	75.82	(-) 81.07	

12-DETAILED STATEMENT OF REVENUE EXPENDITURE BY MINOR HEADS

Heads	Actuals for the year 2010-11			Actuals for 2009-10	% Increase (+)/Decrease (-) during the year	
	Non-Plan	Plan				Total
		State Plan	CP & GOI share of CSS			
(In lakh of ₹)						
C- Economic Services-contd.						
(e) Energy- conclud.						
2810- Non-Conventional Source of Energy						
01- Bio-Energy						
103- Biomass	--	14.24	--	14.24	Not computable	
796- Tribal Area Sub-Plan	--	1.60	--	1.60	Not computable	
Total-01	--	15.84	--	15.84	Not computable	
02- Solar						
101- Solar Thermal Energy Programme		56.82	--	56.82 (a)	82.33 (-) 30.99	
102- Photo Voltaic		3,36.71		3,36.71	5,23.80 (-) 35.72	
796- Tribal Sub Plan		7.78	--	7.78	10.47 (-) 25.69	
Total-02		4,01.31	--	4,01.31	6,16.60 (-) 34.92	
03- Wind						
104- Wind Energy		50.00		50.00	Not computable	
Total- 03		50.00		50.00	Not computable	

Includes a clearance of OB suspense of (a) ₹ 1.50 lakh

12-DETAILED STATEMENT OF REVENUE EXPENDITURE BY MINOR HEADS

Heads	Actuals for the year 2010-11				Actuals for 2009-10	% Increase (+)/Decrease (-) during the year
	Non-Plan	Plan		Total		
		State Plan	CP & GOI share of CSS			
(In lakh of ₹)						
C- Economic Services-contd.						
(e) Energy- conclud.						
2810- Non-Conventional Source of Energy						
60- Other						
796- Tribal area Sub Plan		9.14	--	9.14	59.88	(-) 84.74
800- Other Expenditure	3,26.34	2,60.51	--	5,86.85 (a)	5,58.06	(+) 5.16
Total-60	3,26.34	2,69.65	--	5,95.99	6,17.94	(-) 3.55
Total-2810	3,26.34	7,36.80	--	10,63.14	12,34.54	(-) 13.88
Total(e) Energy	4,02.16	7,36.80	--	11,38.96	16,35.11	(-) 30.34

Includes a clearance of OB suspense of (a) ₹ 7.47 lakh

12-DETAILED STATEMENT OF REVENUE EXPENDITURE BY MINOR HEADS

Heads	Actuals for the year 2010-11				Actuals for 2009-10	% Increase (+)/Decrease (-) during the year
	Non-Plan	Plan		Total		
		State Plan	CP & GOI share of CSS			
(In lakh of ₹)						
C- Economic Services-contd.						
(f) Industry and Minerals-						
2851- Village and Small Industries						
102- Small Scale Industries	16,42.30	8,09.54	--	24,51.84 (a)	16,96.17	(+) 44.55
103- Handloom Industries		3,11.82	--	3,11.82	1,43.19	(+) 117.77
105- Khadi and Village Industries	4,02.00	2,90.45	--	6,92.45 (b)	6,49.32	(+) 6.64
800- Other Expenditure		3,25.90	--	3,25.90	3,26.60	(-) 0.21
Total- 2851	20,44.30	17,37.71	--	37,82.01	28,15.28	(+) 34.34
2853- Non-ferrous Mining and Metallurgical Industries-						
02- Regulation and Development of Mines-						
001- Direction & Administration	3,66.30	35.04	--	4,01.34	4,41.16	(-) 9.03
003 Training	1.76		--	1.76 (c)		Not computable
Total-02	3,68.06	35.04	--	4,03.10	4,41.16	(-) 8.63
Total-2853	3,68.06	35.04	--	4,03.10	4,41.16	(-) 8.63
Total- (f) Industry and Minerals	24,12.36	17,72.75	--	41,85.11	32,56.44	(+) 28.52
(g) Transport-						
3053- Civil Aviation						
02- Air Ports						
102- Aerodromes	16.39	--	--	16.39	5.93	(+) 176.39
Total -02	16.39	--	--	16.39	5.93	(+) 176.39

Includes a clearance of OB suspense of (a) ₹ 11.95 lakh (b) ₹ 3.14 lakh (c) ₹ 1.76 lakh

12-DETAILED STATEMENT OF REVENUE EXPENDITURE BY MINOR HEADS

Heads	Actuals for the year 2010-11				Actuals for 2009-10	% Increase (+)/Decrease (-) during the year
	Non-Plan	Plan		Total		
		State Plan	CP & GOI share of CSS			
(In lakh of ₹)						
C- Economic Services-contd.						
(g) Transport- conclud						
3053- Civil Aviation -conclud						
80- General						
003- Training and Education	5,26.74	--	--	5,26.74 (a)	4,17.25	(+) 26.24
Total-80	5,26.74	--	--	5,26.74	4,17.25	(+) 26.24
Total-3053	5,43.13	--	--	5,43.13	4,23.18	(+) 28.34
3054- Roads and Bridges-						
04- District and other Roads						
337- Road Works	93,25.32	6,02.40	--	99,27.72	1,54,11.78	(-) 35.58
Total-04	93,25.32	6,02.40	--	99,27.72	1,54,11.78	(-) 35.58
80- General-						
800- Other Expenditure	1.25 0.56	2,00.11	--	2,01.92	2,00.79	(+) 0.06
Total-80	1.25 0.56	2,00.11		2,01.92	2,00.79	(+) 0.06
Total- 3054	93,26.57 0.56	8,02.51	--	1,01,29.64	1,56,12.57	(-)35.12
3055- Road Transport-						
001- Direction and Administration	12,98.60		--	12,98.60 (b)	11,48.43	(+) 13.08
190- Assistance to public sector & other undertaking	8.63			8.63		
Total-3055	13,07.23		--	13,07.23	11,48.43	(+) 13.83
Total-(g) Transport	1,11,76.93 0.56	8,02.51	--	1,19,80.00	1,71,84.18	(-) 30.28

Includes a clearance of OB suspense of (a) ₹ 0.58 lakh (b) ₹ 4.75 lakh

12-DETAILED STATEMENT OF REVENUE EXPENDITURE BY MINOR HEADS

Heads	Actuals for the year 2010-11				Actuals for 2009-10	% Increase (+)/Decrease (-) during the year
	Non-Plan	Plan		Total		
		State Plan	CP & GOI share of CSS			
(In lakh of ₹)						
C- Economic Services-contd.						
(i) Science & Technology and Environment-						
3425- Other Scientific Research-						
60- Other-						
004- Research and Development	1.15	9,34.31	--	9,35.46	(a)	3,16.35 (+) 195.70
800 Other Expenditure	79.31		--	79.31		13.40 (+) 491.87
Total-60	80.46	9,34.31	--	10,14.77		3,29.75 (+) 207.74
Total- 3425	80.46	9,34.31	--	10,14.77		3,29.75 (+) 207.74
Total-(i) Science & Technology and Environment	80.46	9,34.31	--	10,14.77		3,29.75 (+) 207.74
(j) General Economic Services-						
3451- Secretariat-Economic Services-						
092- Other Offices	2,22.13	1,39.33	--	3,61.46	(b)	1,95.80 (+) 84.61
Total- 3451	2,22.13	1,39.33	--	3,61.46		1,95.80 (+) 84.61
3452- Tourism-						
80- General -						
001- Direction and Administration	2,10.20	8,72.83	--	10,83.03	(c)	6,71.09 (+) 61.38
104- Promotion and Publicity	4,04.64	8,00.00	--	12,04.64	(d)	10,14.26 (+) 18.77
Total- 80	6,14.84	16,72.83	--	22,87.67		16,85.35 (+) 35.74
Total- 3452	6,14.84	16,72.83	--	22,87.67		16,85.35 (+) 35.74

Includes a clearance of OB suspense of (a) ₹ 5.46 lakh (b) ₹ 10.87 lakh (c) ₹ 12.40 lakh (d) ₹ 0.05 lakh

12-DETAILED STATEMENT OF REVENUE EXPENDITURE BY MINOR HEADS

Heads	Actuals for the year 2010-11				Actuals for 2009-10	% Increase (+)/Decrease (-) during the year
	Non-Plan	Plan		Total		
		State Plan	CP & GOI share of CSS			
(In lakh of ₹)						
C- Economic Services- conclud.						
(j) General Economic services -conclud.						
3454- Census Surveys and Statistics-						
01 Census						
800 Other Expenditure	12.00	12,43.20		12,55.20		Not computable
901 Deduct Net Amount from Deposit Account		(-) 8,63.37 (*)		(-) 8,63.37		
Total-01	12.00	3,79.83		3,91.83		Not computable
02- Surveys and Statistics-						
001- Direction and Administration	8,22.09	51.35	--	8,73.44 (a)	7,90.74	(+) 10.46
800- Other Expenditure		43.31	--	43.31 (b)	41.12	(+) 5.33
Total- 02	8,22.09	94.66	--	9,16.75	8,31.86	(+) 10.20
Total- 3454	8,34.09	4,74.49	--	13,08.58	8,31.86	(+) 57.31
3456- Civil Supplies-						
001- Direction and Administration	2,02.05	13.77	--	2,15.82 (c)	1,94.42	(+) 11.01
Total- 3456	2,02.05	13.77	--	2,15.82	1,94.42	(+) 11.01
3475- Other General Economic Services-						
106- Regulation of Weights and Measures	1,58.85		--	1,58.85 (d)	1,46.57	(+) 8.38
Total-3475	1,58.85		--	1,58.85	1,46.57	(+) 8.38
Total- (j) General Economic Services	20,31.96	23,00.42	--	43,32.38	30,54.00	(+) 41.86
Total- (C) Economic Services	11,35,34.57 33.07	7,28,06.97	--	18,63,74.61	16,58,12.31	(+) 12.40

Includes a clearance of OB suspense of (a) ₹ 0.59 lakh (b) ₹ 0.06 lakh (c) ₹ 0.27 lakh (d) ₹ 0.09 lakh

(*) Represents reimbursement of expenditure incurred by the State Government on account of pay and allowances of the staff involved with the census 2011 from 8443- Civil Deposits.

12-DETAILED STATEMENT OF REVENUE EXPENDITURE BY MINOR HEADS

Heads	Actuals for the year 2010-11				Actuals for 2009-10	% Increase (+)/Decrease (-) during the year	
	Non-Plan	Plan					Total
		State Plan	CP & GOI share of CSS				
(In lakh of ₹)							
C- Economic Services- conold.							
D- Grants In Aid and Contributions-							
3604- Compensation and Assignments to Local Bodies and Panchayati Raj Institutions							
01- Urban Local Bodies							
191- Assistance to Municipal Corporation	32,50.10	--		32,50.10 (a)	26,66.33	(+) 21.89	
192- Assistance to Municipalities/Municipal Councils	98,38.27	--		98,38.27 (b)	79,65.52	(+) 23.52	
193- Assistance to Nagar Panchayat/Notified area Committees etc.	21,25.73	--		21,25.73 (c)	16,15.63	(+) 31.57	
Total-01	1,52,14.10	--	--	1,52,14.10	1,22,47.48	(+) 24.22	
02- Panchayati Raj							
196- Assistance to Zilla Parishads Panchayats/ Dist.Level Panchayats	48,31.04	--		48,31.04 (d)	40,29.63	(+) 19.89	
197- Assistance to Vikas Khand Level Panchayat	72,19.20	--		72,19.20	58,13.37	(+) 24.18	
198- Assistance to Gram Panchayats	1,27,24.78	--		1,27,24.78	1,03,82.15	(+) 22.56	
200- Other Miscellaneous compensation and Assignments	7,78.43	0.82		7,79.25	
Total-02	2,55,53.45	0.82	--	2,55,54.27	2,02,25.15	(+) 26.35	
Total- 3604	4,07,67.55	0.82	--	4,07,68.37	3,24,72.63	(+) 25.55	
TOTAL-D-Grants In Aid And Contributions	4,07,67.55	0.82	--	4,07,68.37	3,24,72.63	(+) 25.55	
	75,12,50.07	24,72,49.51	--	1,16,21,06.83	1,06,57,46.75	(+) 9.04	
Total Expenditure Heads (Revenue Accounts)	16,36,07.22	0.03					

Includes a clearance of OB suspense of (a) ₹ 2,26.00 lakh (b) ₹ 5.00 lakh (c) ₹ 27.00 lakh (d) ₹ 4,24.00 lakh

12-DETAILED STATEMENT OF REVENUE EXPENDITURE BY MINOR HEADS

(EXPLANATORY NOTES)

Expenditure on Revenue Account

1. The expenditure on revenue account for the year 2009-2010 was ₹ 1,06,57,46.75 lakh and for 2010-2011 was ₹ 1,16,21,06.83 lakh. There was an increase of ₹9,63,60.08 lakh. Major increase and decrease is given below.

The increase was mainly in the following Heads of Account.

Major Head of Account	In lakh of ₹	Reason of Increase
2011 Parliament/State/Union Territory Legislature	4,05.50	Increase was mainly due to more expenditure on "Legislative Assembly".
2014 Administration of Justice	23,80.55	Increase was mainly due to more expenditure on "Other Expenditure" Criminal Courts, Civil and Session courts and High Courts.
2029 Land Revenue	8,98.40	Increase was mainly due to more expenditure on "Survey and Settlement operation"
2030 Stamps and Registration	12,34.02	Increase was mainly due to more expenditure in registration department and on cost of stamps
2040 Taxes on Sales, Trade etc.	13,82.60	Increase was mainly due to more expenditure under "Collection Charges".
2049 Interest Payment	1,41,60.40	Increase was mainly due to more expenditure under the head "Interest on Provident Fund and Internal Debt".
2047 Other fiscal Services	15,30.09	Increase was mainly due to more expenditure under "Other Expenditure".
2052 Secretariat- General Services	12,82.48	Increase was mainly due to more expenditure under "Secretariat and attached offices".
2053 District Administrations	6,96.84	Increase was mainly due to more expenditure on "District establishment".
2203 Technical Education	17,23.67	Increase was mainly due to more expenditure for "Engineering/Technical colleges and Institutes".
2205 Art & Culture	3,07.35	Increase was mainly due to more expenditure for "Promotion of Art & Culture".
2210 Medical & Public Health	1,23,95.30	Increase was mainly due to more expenditure under "Allopathy, P-revention & control of diseases", Hospital and Dispensaries.
2211 Family welfare	11,13.37	Increase was mainly due to more expenditure under "Rural family Welfare Services".
2220 Information of Publicity	16,39.54	Increase was mainly due to more expenditure under "Advertising & Visual publicity".
2235 Social Security & welfare	1,19,69.11	Increase was mainly due to higher expenditure under "Tribal area Sub Plan".
2250 Other Social Services	10,95.08	Increase was mainly due to more expenditure for "Social Security Schemes", Child and Women welfare and welfare of handicapped.
2405 Fisheries	1,14.35	Increase was mainly due to more expenditure under "Direction and Administration".

12-DETAILED STATEMENT OF REVENUE EXPENDITURE BY MINOR HEADS

(EXPLANATORY NOTES)

The Decrease was mainly in the following Heads.

Major Head of Account		In lakh of ₹	
2013	Council of Ministers	7,20.00	Decrease was mainly due to less expenditure on Discretionary grants by Ministers.
2015	Elections	14,57.21	Decrease was mainly due to less expenditure on "Charges for conduct of elections to Parliament".
2217	Urban Development	4,25,47.17	Decrease was mainly due to less expenditure on "Other Expenditure".
2407	Plantation	21.57	Decrease was mainly due to less expenditure on "Other Expenditure".
2801	Power	3,24.75	Decrease was mainly due to less expenditure on "Other Expenditure".
2810	Non conventional source of Energy	1,71.40	Decrease was mainly due to less expenditure on "Photo Voltiac".

APPENDIX TO STATEMENT 12

Name of the Scheme	Amount released by GIO	Central share actually released by the State Govt.	Deficit (-) Excess (+)	State share as released funding pattern	Deficit (-) Excess (+)	Total releases	Expenditure

As the State Government has not prepared the Budget Link document, the information is not presently available

13. DETAILED STATEMENT OF CAPITAL EXPENDITURE

Expenditure in italics represents charged expenditure

Nature of expenditure	Expenditure during 2009-10	Expenditure during 2010-11			Expenditure to end of 2010-2011	% Increase (+)/ Decrease(-) during the year
		Non-Plan	Plan			
			State Plan	CP and GOI Share of CSS		
(In lakh of ₹)						
A- CAPITAL ACCOUNT OF GENERAL SERVICES-						
4047- Capital Outlay on other Fiscal Services-						
800- Other Expenditure-						
Work/projects on which no expenditure has been incurred during the last five years	--	--	--	--	--	2,19.37
Total-800	--	--	--	--	--	2,19.37
201- Subscription to International Monetary Fund.						
Work/projects on which no expenditure has been incurred during the last five years						18.00
Total-201	--	--	--	--	--	18.00
Total-4047	--	--	--	--	--	2,37.37
4055- Capital Outlay on Police-						
211- Police Housing-						
Construction of Residential/Non-Residential Building of Police Deptt.(current work)	5,90.63	--	3,08.21	--	3,08.21	1,03,08.93 (-) 47.82
Establishment of India Reserve Division	1,70.00		1,90.00	--	1,90.00	25,99.30 (+) 11.76
Construction of Residential Buildings of Police Deptt.	1,15.59	--	3,74.93	--	3,74.93	39,21.68 (+) 2,24.36
Aggregate of Schemes each costing ₹ one crore and less	--	--	..	--	..	46.98
Work/projects on which no expenditure has been incurred during the last five years		--	..	--	..	73,01.46
Total-211	8,76.22	..	8,73.14	..	8,73.14	1,68,76.89 (a) (-) 0.35
Total-211						73,01.46

(a) Includes a clearance of O.B Suspense of ₹ 58.21 lakh.

13. DETAILED STATEMENT OF CAPITAL EXPENDITURE

Nature of expenditure	Expenditure during 2009-10	Expenditure during 2010-11			Expenditure to end of 2010-2011	% Increase (+)/ Decrease(-) during the year	
		Non-Plan	Plan				Total
			State Plan	CP and GOI Share of CSS			
(In lakh of ₹)							
A- CAPITAL ACCOUNT OF GENERAL SERVICES-							
4055- Capital Outlay on Police-							
800- Other Expenditure-							
Centrally Sponsored Schemes	2,78.32	3,43.67	--	--	3,43.67	6,21.99 (+) 23.48	
Major Construction	--	--	--	--	--	11,79.57	
Construction of police posts / police stations	--	--	--	--	--	7,03.63	
Construction of residential / Non Residential Buildings	--	--	--	--	--	19,35.45	
Kumb Mela arrangements	--	--	--	--	--	5,14.42	
Modernisation of Police	--	55.32	--	--	55.32	23,10.77 (+) 100.00	
Establishment of Police College	--	--	--	--	--	80.37	
Acquisition of land/Buildings at Chander Road	--	--	--	--	--	4,89.64	
Work/projects on which no expenditure has been incurred during the last five years						1,21.16	
Total-800	2,78.32	3,98.99	--	--	3,98.99	78,35.84 (a) (+) 43.36	
	--	--	--	--	--	1,21.16	
Total-4055	11,54.54	3,98.99	8,73.14	--	12,72.13	2,47,12.73 (+) 10.19	
74,22.62							
4058- Capital Outlay on Stationery and Printing-							
103- Government Presses- Buildings-							
Purchase of equipment and machinery for Government Printing Press	22.60	--	--	--	--	4,41.88	
Construction / Reconstruction of Government Press Buildings	--	--	--	--	--	1,63.99	

(a) Includes a clearance of O.B Suspense of ₹ 1,77.70 lakh.

13. DETAILED STATEMENT OF CAPITAL EXPENDITURE

Nature of expenditure	Expenditure during 2009-10	Expenditure during 2010-11			Expenditure to end of 2010-2011	% Increase (+)/ Decrease(-) during the year	
		Non-Plan	Plan				Total
			State Plan	CP and GOI Share of CSS			
(In lakh of ₹)							
A- CAPITAL ACCOUNT OF GENERAL SERVICES-							
4058- Capital Outlay on Stationery and Printing-							
103- Government Presses- Buildings-							
Work/projects on which no expenditure has been incurred during the last five years	--	--	--	--	12,96.21		
Total-103	22.60	--	--	--	6,05.87	(-) 100.00	
800- Other Expenditure							
Work/projects on which no expenditure has been incurred during the last five years	--	--	--	--	(-)3,25.60		
Total-4058	--	--	--	--	6,05.87	(-) 100.00	
4059- Capital Outlay on Public Works-							
01- Office Buildings-							
001- Direction & Administration							
Special Component Plan for SCs	48.44	--	48.44	23,20.87 Not computable	
Construction of Panchayat Buildings	--	--	--	--	--	54,00.43	
Construction of Directorate of Panchayat Raj	..	--	--	--	--	1,29.00	
Aggregate of Schemes each costing ₹ one crore and less	32.87	--	--	--	1,06.90	(-) 100.00	
Total 001	32.87	--	48.44	--	48.44	79,57.20 (+) 47.36	

13. DETAILED STATEMENT OF CAPITAL EXPENDITURE

Nature of expenditure	Expenditure during 2009-10	Expenditure during 2010-11			Expenditure to end of 2010-2011	% Increase (+)/ Decrease(-) during the year	
		Non-Plan	Plan	Total			
			State Plan	CP and GOI Share of CSS			
			(In lakh of ₹)				
A- CAPITAL ACCOUNT OF GENERAL SERVICES-							
4059- Capital Outlay on Public Works-contd.							
01- Office Buildings-concl.							
051- Construction							
Aggregate of Schemes each costing ₹ one crore and less					0.91		
Work/projects on which no expenditure has been incurred during the last five years					19,17.93		
Total-051	--	--	--	--	0.91		
	--	--	--	--	19,17.93		
101- Construction -General Pool Accommodations-							
Work/projects on which no expenditure has been incurred during the last five years					14,20.53		
Total-101	--	--	--	--	14,20.53		
	--	--	--	--	14,20.53		
201- Acquisition of Land-							
Work/projects on which no expenditure has been incurred during the last five years					2,88.00		
Total-201	--	--	--	--	2,88.00		
	--	--	--	--	2,88.00		
796- Tribal Sub Plan							
Construction of Panchayat Buildings	29.41	--	--	29.41	29.41	1,57.12	Nil
Total - 796	29.41	--	--	29.41	29.41	1,57.12	Nil
	29.41	--	--	29.41	29.41	1,57.12	Nil
800- Other Expenditure							
Work/projects on which no expenditure has been incurred during the last five years						8.43	
Total-01	62.28	--	48.44	29.41	77.85	81,15.23	(+) 25.00
	--	--	--	--	--	36,34.89	

13. DETAILED STATEMENT OF CAPITAL EXPENDITURE

Nature of expenditure	Expenditure during 2009-10	Expenditure during 2010-11				Expenditure to end of 2010-2011	% Increase (+)/ Decrease(-) during the year
		Non-Plan	Plan		Total		
			State Plan	CP and GOI Share of CSS			
(In lakh of ₹)							
4059- Capital Outlay on Public Works-contd.							
60- Other Buildings							
051- Construction							
Construction of Residential/Non Residential Buildings	6,19.74	92.01	29,22.08	--	32,16.54	1,02,51.32	(+) 419.01
Stablization of Varunavat Mountains Uttarkashi	--	2,02.45	--	--	--	54,06.32	Not Computable
Construction of residential/non residential buildings for newly formed districts	--	--	--	--	--	11,91.88	Not Computable
Central Plan/Centrally Sponsored Schemes	--	--	--	(-) 66.22	(-) 66.22	1,45,74.15	Not Computable
Construction of Residential/Non-Residential Buildings of State Excise Department	--	--	--	--	--	19,88.15	Not Computable
Construction of Collectorate	25.00	..	3,00.00	--	3,00.00	7,15.96	(+) 1100.00
Construction of Patwari Check Post	25.00	..	84.53	--	84.53	1,09.53	(+) 238.12
Construction of residential/non residential buildings for Home Guard at U.S.Nagar	12.40	--	..	93.40	(-) 12.40
Construction Work in State Administrative Academy at Nainital	--	65.94	..	--	65.94	1,65.94	Not Computable
Construction of residential houses in District Home Guard Centre (Garwal Division) Srinagar	24.95	--	..	1,29.00	(-) 100.00
Aggregate of Schemes each costing ₹ one crore and less	--	--	..	52.56	Not Computable
Work/projects on which no expenditure has been incurred during the last five years						14,82.35	
Total - 051	7,07.09	1,57.95	33,06.61	(-) 66.22	36,00.79	3,46,78.21 (a)	(+) 409.24
	--	2,02.45	--	--	--	14,82.35	
Total-60	7,07.09	1,57.95	33,06.61	(-) 66.22	36,00.79	3,46,78.21	(+) 409.24
		2,02.45				14,82.35	

(a) Includes a clearance of O.B Suspense of ₹ 30.00 lakh.

13. DETAILED STATEMENT OF CAPITAL EXPENDITURE

Nature of expenditure	Expenditure during 2009-10	Expenditure during 2010-11			Expenditure to end of 2010-2011	% Increase (+)/ Decrease(-) during the year	
		Non-Plan	Plan				Total
			State Plan	CP and GOI Share of CSS			
(In lakh of ₹)							
A- CAPITAL ACCOUNT OF GENERAL SERVICES-contd.							
4059- Capital Outlay on Public Works-contd.							
80- General-							
001- Direction and Administration							
Aggregate of Schemes each costing ₹ one crore and less	--	--	--	--	--	5,00.08	
Total- 001	--	--	--	--	--	5,00.08	
051- Construction-							
Work/projects on which no expenditure has been incurred during the last five years						3,09,92.94	
Total-051	--	--	--	--	--	3,09,92.94	
190- Investment in Public Sector and other Undertakings-							
Work/projects on which no expenditure has been incurred during the last five years	--	--	--	--	--	27.75	
Total-190	--	--	--	--	--	27.75	
799- Suspense							
	--	--	--	--	--	(-)0.05	
Total-799	--	--	--	--	--	34,04.95	
800- Other expenditure							
Central Plan/Centrally sponsored Schemes	69,16.50	--	..	22,81.41	22,81.41	3,34,01.83	(-) 67.01
Construction of Buildings for Stamps and Registration offices Including Current Work	75.00	53.74	1,81.94	..	2,35.68	43,74.06	(+) 214.24
Construction of Building for Bhagirathi Nadi Pradikaran	--	--				7,79.11	
Construction of Residential/Non-residential Buildings of Trade Tax Department	4,69.28	62.63	17,63.48	..	18,26.11	57,12.98	(+) 289.13

13. DETAILED STATEMENT OF CAPITAL EXPENDITURE

Nature of expenditure	Expenditure during 2009-10	Expenditure during 2010-11			Expenditure to end of 2010-2011	% Increase (+)/ Decrease(-) during the year	
		Non-Plan	Plan				Total
			State Plan	CP and GOI Share of CSS			
(In lakh of ₹)							
A- CAPITAL ACCOUNT OF GENERAL SERVICES-contd.							
4059- Capital Outlay on Public Works-contd.							
80- General-contd.							
800- Other expenditure							
Construction of Composite Station of Sale Tax	7,01.51	1,01.00	1,26.85		2,27.85	39,02.32 (-) 67.52	
Construction of building of Treasury/Sub-Treasury	72.87	1,86.86	--	--	1,86.86	13,04.83 (+) 156.43	
Modernisation of Jails	--	--	--	--	--	2,24.23 Not Computable	
Commission/ Directorate of Planning	--	--	--	--	--	1,00.00 Not Computable	
Education	--	--	--	--	--	62.56 Not Computable	
Public Works (Current Work)	1,17.26	--	2,41.15	--	2,41.15	18,52.04 (+) 105.65	
Pooled Awas Yojna	..	--	1,12.10	--	1,12.10	21,77.55 Not Computable	
Grant In Aid Under Viability Gap Funding	2,36.44	--	4,08.97	--	4,08.97	6,45.41 (+) 72.97	
Construction/rennovation/land Acquisition for Commissioner's Office	3,99.87	--	--	--	--	3,99.87 (-) 100.00	
Aggregate of Schemes each costing ₹ one crore and less	8.60	--	--	--	--	1,67.14 (-) 100.00	

13. DETAILED STATEMENT OF CAPITAL EXPENDITURE

Nature of expenditure	Expenditure during 2009-10	Expenditure during 2010-11				Expenditure to end of 2010-2011	% Increase (+)/ Decrease(-) during the year
		Non-Plan	Plan		Total		
			State Plan	CP and GOI Share of CSS			
(In lakh of ₹)							
A- CAPITAL ACCOUNT OF GENERAL SERVICES-contd.							
4059- Capital Outlay on Public Works-concltd.							
80- General-concltd.							
800- Other expenditure concltd							
Work/projects on which no expenditure has been incurred during the last five years						4,47,62.36	
	89,97.33	4,04.23	28,34.49	22,81.41	55,20.13	5,51,03.93 (a)	(-) 38.65
Total-800	--					4,47,62.36	
	89,97.33	4,04.23	28,34.49	22,81.41	55,20.13	5,56,03.96	(-) 38.65
Total-80	--					7,91,88.00	
Total-4059	97,66.70	5,62.18	61,89.54	22,44.60	91,98.77	9,83,97.40	(-) 5.82
	--	2,02.45	--	--	--	8,43,05.24	
4070- Capital Outlay on other Administrative Services-							
800- Other expenditure-							
Work/projects on which no expenditure has been incurred during the last five years	--	--	--	--	--	1,40,42.87	
Total-800	--	--	--	--	--	1,40,42.87	
Total-4070	--	--	--	--	--	1,40,42.87	
Total-(A) -Capital Account of General Services	1,09,43.84	9,61.17	70,62.68	22,44.60	1,04,70.90	12,37,16.00	(-) 4.32
		2,02.45			--	10,69,78.71	

(a) Includes a clearance of O.B Suspense of ₹ 1.00 lakh.

13. DETAILED STATEMENT OF CAPITAL EXPENDITURE

Nature of expenditure	Expenditure during 2009-10	Expenditure during 2010-11				Expenditure to end of 2010-2011	% Increase (+)/ Decrease(-) during the year
		Non-Plan	Plan		Total		
			State Plan	CP and GOI Share of CSS			
(In lakh of ₹)							
B- CAPITAL ACCOUNT OF SOCIAL SERVICES-							
(a)- Capital Account of Education, Sports, Art and Culture-							
4202- Capital Outlay on Education, Sports, Art and Culture-							
01- General Education-							
201- Elementary Education-							
Development /Strengthening of Primary Schools under Special Component Plan	6.09	--	95.65	--	--	95.65	3,19.81 (+) 14,70.61
Work/projects on which no expenditure has been incurred during the last five years							8,59.20
Total-201	6.09	--	95.65	--	--	95.65	3,19.81 (+) 14,70.61
	--	--	--	--	--	--	8,59.20
202- Secondary Education-							
Construction of Building for Rajiv Gandhi Navavidyalaya	2,03.62	--	1,00.00	--	--	1,00.00	60,67.76 (-) 50.89
Upgradation of Rural Secondary Schools on the recommendation of 11th Finance Commission	--	--	--	--	--	--	2,62.43 ..
Construction of office building of secondary education board in Ram Nagar Nainital	--	--	--	--	--	--	3,17.06 ..
Construction of Boundary wall of Govt.Inter College Ram Nagar Nainital	--	--	--	--	--	--	1.86 ..
Building Construction of Govt.Girls Intermediate College Joshi Math	--	--	--	--	--	--	84.00 ..
Construction of Workshop/Workshed of 100 Govt.Schools under centrally sponsored schemes	--	--	--	--	--	--	3,68.26 ..
Central Plan/Centrally sponsored Schemes	--	--	--	--	--	--	16,99.06 ..
Construction of those Govt. Higher Secondary School/Secondary Schools that have not any Buildings.	--	--	37,16.74	--	--	37,16.74	84,52.68 Not Computable
Special Component plan for Schedule Castes	2,50.00	--	13,82.36	--	--	13,82.36	80,36.64 (+) 452.94

13. DETAILED STATEMENT OF CAPITAL EXPENDITURE

Nature of expenditure	Expenditure during 2009-10	Expenditure during 2010-11			Expenditure to end of 2010-2011	% Increase (+)/ Decrease(-) during the year	
		Non-Plan	Plan				Total
			State Plan	CP and GOI Share of CSS			
(In lakh of ₹)							
B- CAPITAL ACCOUNT OF SOCIAL SERVICES-contd.							
(a)- Capital Account of Education, Sports, Art and Culture-contd.							
4202- Capital Outlay on Education, Sports, Art and Culture-contd.							
01- General Education-contd.							
202- Secondary Education-concltd							
Construction of buildings for Damaged High Schools / Intermediate Colleges	6,01.54	--	--	--	23,87.47	(-) 100.00	
Construction of non Residential building of Government Inter College Barakot Distt. Champawat	--	--	--	--	1,50.00	..	
Construction of buildings for Directorate of Education	--	--	--	--	4,61.30	..	
Construction of Distt. Education and Training Institute	--	--	50.57	--	50.57	6,50.12 Not Computable	
Distt.- Plan	13,65.61	--	36,98.24	--	36,98.24	1,57,20.72 (+) 170.81	
Aggregate of Schemes each costing ₹ one crore and less	--	--	50.00	--	50.00	3,11.76 Not Computable	
Work/projects on which no expenditure has been incurred during the last five years					1,35,97.32		
Total-202	24,20.77	--	89,97.91	--	89,97.91	4,49,71.12 (+) 271.70	
	--	--	--	--	1,35,97.32		
203- University and Higher Education-							
Construction of Science Laboratories for State Secondary School at Augustmani (Rudra Prayag)	--	--	--	--	63.26	..	
Establishment of Model Degree College	65.00	--	--	--	20,79.71	(-) 100.00	
Completion of under construction building of Govt. Degree Colleges	1,36.00	--	1,40.00	--	1,40.00	27,77.60 (+) 2.94	
Curriculum for Employment	--	--	--	--	6,91.25	..	
Construction of building of Govt.Degree College Champawat	--	--	--	--	2,87.35	..	
Purchase of Land/Building for Govt. Degree Colleges of Uttaranchal Region	2,27.00	--	1,20.90	--	1,20.90	23,05.84 (-) 46.74	

13. DETAILED STATEMENT OF CAPITAL EXPENDITURE

Nature of expenditure	Expenditure during 2009-10	Expenditure during 2010-11			Expenditure to end of 2010-2011	% Increase (+)/ Decrease(-) during the year	
		Non-Plan	Plan				Total
			State Plan	CP and GOI Share of CSS			
(In lakh of ₹)							
B- CAPITAL ACCOUNT OF SOCIAL SERVICES-contd.							
(a)- Capital Account of Education, Sports, Art and Culture-contd.							
4202- Capital Outlay on Education, Sports, Art and Culture-contd.							
01- General Education-contd.							
203- University and Higher Education-							
Construction of Class Rooms/Library Building in Govt.Degree Colleges	30.00	--	--	--	2,70.00	(-) 100.00	
Aggregate of Schemes each costing ₹ one crore and less	--	--	54.10	--	54.10	Not Computable	
Work/projects on which no expenditure has been incurred during the last five years					1,15,40.19		
	4,58.00	--	3,15.00	--	3,15.00	(-) 31.22	
Total-203	--	--	--	--	1,15,40.19		
204- Adult Education							
Work/projects on which no expenditure has been incurred during the last five years	--	--	--	--	48.00		
Total-204	--	--	--	--	48.00		
600- General-							
Work/projects on which no expenditure has been incurred during the last five years					1,44.92		
Total-600	--	--	--	--	1,44.92		
796- Tribal Area Sub Plan							
Construction of Junior High School	--	--	--	--	21.00		
Construction of Hostels for Govt Colleges		--	--	--	1,83.00		
Construction of Building of Secondary School	50.00	--	1,01.57	--	1,51.57	(+) 103.14	
Total-796	50.00	--	1,01.57	--	1,01.57	3,55.57	

13. DETAILED STATEMENT OF CAPITAL EXPENDITURE

Nature of expenditure	Expenditure during 2009-10	Expenditure during 2010-11			Expenditure to end of 2010-2011	% Increase (+)/ Decrease(-) during the year
		Non-Plan	Plan	Total		
			State Plan	CP and GOI Share of CSS		
			(In lakh of ₹)			
B- CAPITAL ACCOUNT OF SOCIAL SERVICES-contd.						
(a)- Capital Account of Education, Sports, Art and Culture-contd.						
4202- Capital Outlay on Education, Sports, Art and Culture-contd.						
01- General Education-contd.						
800- Other Expenditure-						
Construction of NCC Directorate Building	--	--	--	--	1,29.60	
Work/projects on which no expenditure has been incurred during the last five years	--	--	--	--	5,02.76	
Total-800	--	--	--	--	1,29.60	
					5,02.76	
	29,28.77	--	95,10.13	--	95,10.13	5,47,12.03 (+) 224.71
Total-01	--	--	--	--	2,66,92.39	
02- Technical Education-						
103- Technical Schools-						
Construction of buildings in connection with the Craftman Training Scheme, for new Industrial Training Institute, Jhansi.	--	--	--	--	--	
Strengthening/construction of building of Govt. polytechnic	--	--	--	--	--	
Work/projects on which no expenditure has been incurred during the last five years	--	--	--	--	67,72.14	
Total-103	--	--	--	--	67,72.14	
104- Polytechnics-						
New Construction Polytechnics Centrally Sponsored Schemes	2,00.00	--	--	5,00.00	5,00.00	7,00.00 (+) 150.00
Acquisition of Land/Construction for Directorate Primary Education	--	--	--	--	--	79.60
Acquisition of Land/Construction for Polytechniques	5,00.00	--	5,13.06	--	5,13.06	25,22.33 (+) 2.61

13. DETAILED STATEMENT OF CAPITAL EXPENDITURE

Nature of expenditure	Expenditure during 2009-10	Expenditure during 2010-11			Expenditure to end of 2010-2011	% Increase (+)/ Decrease(-) during the year	
		Non-Plan	Plan				Total
			State Plan	CP and GOI Share of CSS			
(In lakh of ₹)							
B- CAPITAL ACCOUNT OF SOCIAL SERVICES-contd.							
(a)- Capital Account of Education, Sports, Art and Culture-contd.							
4202- Capital Outlay on Education, Sports, Art and Culture-contd.							
02- Technical Education-concltd.							
104- Polytechnics-concltd							
Construction / Upgradation of building for Girls/Boys polytechnics	2,33.34	--			22,40.50	(-) 100.00	
Construction of buildings for Multipurpose Institutions	--	--	3,07.26		3,07.26	Not Computable	
Aggregate of Schemes each costing ₹ one crore and less	52.96	--	63.50		63.50	(+) 19.90	
Work/projects on which no expenditure has been incurred during the last five years					79,27.21		
	--	--					
	9,86.30	--	8,83.82	5,00.00	13,83.82	88,67.38 (+) 40.30	
Total-104	--	--	--	--	--	79,27.21	
105- Engineering/Technical Colleges and Institutes-							
Work/projects on which no expenditure has been incurred during the last five years					21,96.85		
Land acquisition/ building construction for establishment of NIT	..		30.75	--	30.75	30.75 (+) 30.75	
Acquisition of land/Building for Board of Examination		--	--	--	--	90.00	
Construction/Renovation of building for multipurpose Institutions	8,34.62	--			8,34.62	(-) 100.00	
Total-105	8,34.62	--	30.75	--	30.75	9,55.37 (-) 96.32	
	--	--				21,96.85	
	18,20.92	--	9,14.57	5,00.57	14,14.57	98,22.75 (-) 22.32	
Total-02	--	--	--	--	--	1,68,96.20	

13. DETAILED STATEMENT OF CAPITAL EXPENDITURE

Nature of expenditure	Expenditure during 2009-10	Expenditure during 2010-11				Expenditure to end of 2010-2011	% Increase (+)/ Decrease(-) during the year
		Non-Plan	Plan		Total		
			State Plan	CP and GOI Share of CSS			
(In lakh of ₹)							
B- CAPITAL ACCOUNT OF SOCIAL SERVICES-contd.							
(a)- Capital Account of Education, Sports, Art and Culture-contd.							
4202- Capital Outlay on Education, Sports, Art and Culture-contd.							
03- Sports & Youth Services-							
101- Youth Hostels-							
Work/projects on which no expenditure has been incurred during the last five years						36,52.80	
Total-101	--	--	--	--	--	36,52.80	
102- Sports Stadium							
Construction of Sports Stadium (Current work)	13.10	--	42.10	--	42.10	1,26.68 (+) 221.37	
Construction of Stadium in Haldwani		--	--	--	--	1,67.10	
Devolpment of facilities for Winter Games		--	--	--	--	1,10,00.00	
Central Plan/Centrally sponsored Schemes	46.67	--	..	79.00	79.00	4,31.59 (+) 69.27	
Establishment of Civil Services Institutions	1,86.57	--	3,75.00	..	3,75.00	10,86.57 (+) 100.99	
District Plan	2,13.61	--	2,46.46	..	2,46.46	10,50.54 (+) 15.37	
Establishment of Sport Directorate	8.62	--	1,01.60	..	1,01.60	1,10.22 (+) 1078.65	
Aggregate of Schemes each costing ₹ one crore and less	--	--	25.00	..	25.00	6,92.58 Not Computable	
Total-102	4,68.57	--	7,90.16	79.00	8,69.16	1,46,65.28 (+) 85.49	

13. DETAILED STATEMENT OF CAPITAL EXPENDITURE

Nature of expenditure	Expenditure during 2009-10	Expenditure during 2010-11			Expenditure to end of 2010-2011	% Increase (+)/ Decrease(-) during the year	
		Non-Plan	Plan				Total
			State Plan	CP and GOI Share of CSS			
(In lakh of ₹)							
B- CAPITAL ACCOUNT OF SOCIAL SERVICES-contd.							
(a)- Capital Account of Education, Sports, Art and Culture-contd.							
4202- Capital Outlay on Education, Sports, Art and Culture-contd.							
03- Sports & Youth Services-							
108- Sports and Youth welfare							
Central Plan/Centrally Sponsored Schemes	--	--	--	--	--	3,92.04	
Construction of Sports Stadium/Running work	--	--	--	--	--	1,30.53	
District Plan	--	--	--	--	--	1,50.00	
Aggregate of Schemes each costing ₹ one crore and less	--	--	--	--	--	(-)0.23	
Total-108	--	--	--	--	--	6,72.34	
800- Other Expenditure-							
Work/projects on which no expenditure has been incurred during the last five years						53,95.72	
Total-800	--	--	--	--	--	53,95.72	
Total-03	4,68.57	--	7,90.16	79.00	8,69.16	1,53,37.62 (+) 85.49	
04- Art and Culture							
105- Public libraries							
Work/projects on which no expenditure has been incurred during the last five years	--	--	--	--	--	18.25	
Total-105	--	--	--	--	--	18.25	

13. DETAILED STATEMENT OF CAPITAL EXPENDITURE

Nature of expenditure	Expenditure during 2009-10	Expenditure during 2010-11				Expenditure to end of 2010-2011	% Increase (+)/ Decrease(-) during the year
		Non-Plan	Plan		Total		
			State Plan	CP and GOI Share of CSS			
(In lakh of ₹)							
B- CAPITAL ACCOUNT OF SOCIAL SERVICES-contd.							
(a)- Capital Account of Education, Sports, Art and Culture-contd.							
4202- Capital Outlay on Education, Sports, Art and Culture-contd.							
04- Art and Culture							
106- Museums-							
Construction of Museum Building	85.00	..	77.69	..	77.69	11,77.40 (-) 8.60	
Construction of Martyr Memorials	1.28	--	38.15	--	38.15	1,86.41 (+) 28,80.47	
Aggregate of Schemes each costing ₹ one crore and less	--	--	--	--	--	77.55	
Work/projects on which no expenditure has been incurred during the last five years						10,75.67	
Total-106	86.28	--	1,15.84	--	1,15.84	14,41.36 (+) 34.26	
						10,75.67	
800- Other Expenditure--							
Central Plan Centrally Sponsored Schemes	--	--	--	--	--	6,50.00	
Construction of Building for buildingless primary schools on the recommendation of 11th Finance Commission.	--	--	--	--	--	9,86.25	
Construction of Cultural Board/ Art Centre/ School/Auditorium	..		2,27.00		2,27.00	2,27.00 Not Computable	
Aggregate of Schemes each costing ₹ one crore and less	--	--	--	--	--	54.95	
Work/projects on which no expenditure has been incurred during the last five years						3,96.13	
Total-800	--	--	2,27.00	--	2,27.00	19,18.20 Not Computable	
						3,96.13	
Total-04	86.28	--	3,42.84	..	3,42.84	33,59.56 (+) 297.35	
						14,90.05	
Total-4202	53,04.54	--	1,15,57.70	5,79.00	1,21,36.70	8,32,31.96 (+) 128.80	
						5,41,27.15	
Total- (a) Capital Account of Education, Sports, Art and Culture.	53,04.54	--	1,15,57.70	5,79.00	1,21,36.70	8,32,31.95 (+) 128.80	
						5,41,27.15	

13. DETAILED STATEMENT OF CAPITAL EXPENDITURE

Nature of expenditure	Expenditure during 2009-10	Expenditure during 2010-11				Expenditure to end of 2010-2011	% Increase (+)/ Decrease(-) during the year
		Non-Plan	Plan		Total		
			State Plan	CP and GOI Share of CSS			
(In lakh of ₹)							
B- CAPITAL ACCOUNT OF SOCIAL SERVICES-contd.							
(b)- Capital Account of Health and Family Welfare-							
4210- Capital Outlay On Medical and Public Health-							
01- Urban Health Services-							
104- Medical Stores Depot-							
Work/projects on which no expenditure has been incurred during the last five years	--	--	--	--	--	1,85.64	
Total-104	--	--	--	--	--	1,85.64	
110- Hospitals and Dispensaries							
Divisional Health & Welfare District Plan	--	--	--	--	--	94.70	
Construction of District Hospital in Udamsingh Nagar	--	--	--	--	--	9,15.85	
Construction of District Head Quarter in new districts at Bageshwar, Champawat and Champawat	1,00.00	--	--	--	--	10,91.24 (-) 100.00	
Construction of Trauma unit	24.12	--	23.39	--	23.39	7,99.72 (-) 3.02	
Construction of Mortuaries	23.50	--	21.56	--	21.56	6,35.86 (-) 8.25	
Special Hospital in Tehsils	--	--	--	--	--	7,38.71	
Construction of Mental Hospital	--	--	--	--	--	1,00.00	
Construction, maintenance and alteration of nonresidential buildings	3,15.00	--	6,74.87	--	6,74.87	35,37.79 (+) 114.24	

13. DETAILED STATEMENT OF CAPITAL EXPENDITURE

Nature of expenditure	Expenditure during 2009-10	Expenditure during 2010-11				Expenditure to end of 2010-2011	% Increase (+)/ Decrease(-) during the year	
		Non-Plan	Plan					Total
			State Plan	State Share of CSS	CP and GOI Share of CSS			
(In lakh of ₹)								
B- CAPITAL ACCOUNT OF SOCIAL SERVICES-contd.								
(b)- Capital Account of Health and Family Welfare-								
4210- Capital Outlay On Medical and Public Health-								
01- Urban Health Services-concltd.								
110- Hospitals and Dispensaries-concltd.								
Arrangement for Residential Building	1,40.00	--	4,00.00	--	4,00.00	5,40.00	(+) 185.71	
Central Plan/Centrally sponsored schemes.	--	--	--	--	--	11,58.12		
Construction of Residential Buildings	--	--	--	--	--	37,21.41		
Construction of BSc. Nursing College at Dehradun	43.41	--	1,80.00	--	1,80.00	6,73.41	(+) 314.65	
Upgradation of Community Health Centres	--	--	1,00.00	--	1,00.00	1,00.00	Not Computable	
Aggregate of Schemes each costing ₹ one crore and less	20.00	--	21.10	--	21.10	6,17.72	(+) 5.50	
Work/projects on which no expenditure has been incurred during the last five years	--	--	--	--	--	2,33,94.99		
Total-110	6,66.03	--	14,20.92	--	14,20.92	1,47,24.53	(+) 113.34	
800- Other expenditure-								
Work/projects on which no expenditure has been incurred during the last five years	--	--	--	--	--	27,42.54		
Total-800	--	--	--	--	--	27,42.54		
Total-01	6,66.03	--	14,20.92	--	14,20.92	1,47,24.53	(+) 113.34	

13. DETAILED STATEMENT OF CAPITAL EXPENDITURE

Nature of expenditure	Expenditure during 2009-10	Expenditure during 2010-11			Expenditure to end of 2010-2011	% Increase (+)/ Decrease(-) during the year	
		Non-Plan	Plan				Total
			State Plan	CP and GOI Share of CSS			
(In lakh of ₹)							
B- CAPITAL ACCOUNT OF SOCIAL SERVICES-contd.							
(b)- Capital Account of Health and Family Welfare-							
4210- Capital Outlay On Medical and Public Health-							
02- Rural Health Services-							
101- Health Sub-centres-							
District Plan	--	--	--	--	--	4,76.14	
Construction of Building of subcentres	--	--	--	--	--	2,24.54	
Work/projects on which no expenditure has been incurred during the last five years	--	--	--	--	--	6,55.10	
Special Component plan for Schedule Caste	--	--	--	--	--	69.40	
	--	--	--	--	--	7,70.08	
Total-101	--	--	--	--	--	6,55.10	
103- Primary Health Centres.							
District Plan	4,38.75	--	3,75.80	--	3,75.80	33,63.29 (-) 14.34	
Construction of Primary Health Centres	--	--	38.90	--	38.90	8,77.84 Not Computable	
Work/projects on which no expenditure has been incurred during the last five years	--	--	--	--	--	2,36,16.94	
	4,38.75	--	4,14.70	--	4,14.70	42,41.13 (-) 5.48	
Total-103	--	--	--	--	--	2,36,16.94	
104- Community Health Centres-							
Establishment of community health centres	3,85.00	2.83	5,84.58	--	5,87.41	88,47.97 (+) 52.57	
District Plan	--	--	--	--	--	13,58.33	
Work/projects on which no expenditure has been incurred during the last five years	--	--	--	--	--	1,48,59.42	
	3,85.00	2.83	5,84.58	--	5,87.41	1,02,06.30 (a) (+) 52.57	
Total-104	--	--	--	--	--	1,48,59.42	

(a) Includes a clearance of O.B Suspense of ₹ 20.17 lakh.

13. DETAILED STATEMENT OF CAPITAL EXPENDITURE

Nature of expenditure	Expenditure during 2009-10	Expenditure during 2010-11			Expenditure to end of 2010-2011	% Increase (+)/ Decrease(-) during the year	
		Non-Plan	Plan				Total
			State Plan	CP and GOI Share of CSS			
(In lakh of ₹)							
B- CAPITAL ACCOUNT OF SOCIAL SERVICES-contd.							
(b)- Capital Account of Health and Family Welfare-							
4210- Capital Outlay On Medical and Public Health-							
02- Rural Health Services-contd.							
110- Hospitals and Dispensaries							
Special Component plan for Schedule Caste	--	--	--	--	--	42.59	
District Plan	8,70.34	--	7,12.60	--	7,12.60	46,76.31 (-) 18.12	
Improvement of Community Centre	--	--	--	--	--	1,55.97	
Construction of cremetary/mortuary	--	--	20.00	--	20.00	84.12 Not Computable	
Establishment of Blood Bank	--	--	--	--	--	24.72	
Establishment of Special Medical Services at Tehsil level	1,30.00	--	2,00.00	--	2,00.00	11,17.73 (+) 53.84	
Construction of Allopathic Hospital	21.55	--	74.76	--	74.76	19,63.48 (+) 246.91	
	10,21.89	--	10,07.36	--	10,07.36	80,64.92 (+) 1.42	
						Total-110	
796- Tribal Area Sub-Plan							
District Plan	1,45.37	--	2,75.91	--	2,75.91	11,34.77 (+) 89.80	
	1,45.37	--	2,75.91	--	2,75.91	11,34.77 (+) 89.80	
						Total-796	
800- Other Expenditure-							
Construction of Ayurvedic Degree College	--	--	--	--	--	5,33.13	
Central Plan/Centrally sponsored schemes.	5.30	--	--	16.85	16.85	4,20.82 (+) 217.92	
District Plan	7,49.99	--	10,41.70	--	10,41.70	35,41.74 (+) 38.90	
Special Component plan for Schedule Caste	--	--	20.90	--	20.90	2,68.17 Not Computable	
Foreign Aid Project	--	--	--	--	--	41,07.40	
Aggregate of Schemes each costing ₹ one crore and less	10.00	--	27.53	--	27.53	1,01.60 (+) 175.30	

13. DETAILED STATEMENT OF CAPITAL EXPENDITURE

Nature of expenditure	Expenditure during 2009-10	Expenditure during 2010-11				Expenditure to end of 2010-2011	% Increase (+)/ Decrease(-) during the year
		Non-Plan	Plan		Total		
			State Plan	CP and GOI Share of CSS			
(In lakh of ₹)							
B- CAPITAL ACCOUNT OF SOCIAL SERVICES-contd.							
(b)- Capital Account of Health and Family Welfare-							
4210- Capital Outlay On Medical and Public Health-							
02- Rural Health Services-contd.							
800- Other Expenditure-							
Work/projects on which no expenditure has been incurred during the last five years	--	--	--	--	--	45,60.51	
	7,65.29	--	10,90.13	16.85	11,06.98	89,72.86 (a) (+) 44.65	
Total-800	--	--	--	--	--	45,60.51	
	27,56.30	2.83	33,72.68	16.85	33,92.36	3,33,90.06 (+) 23.07	
Total-02						4,36,91.97	
03- Medical Education, Training and Research-							
101- Ayurveda-							
Work/projects on which no expenditure has been incurred during the last five years	--	--	--	--	--	4,28.95	
Establishment/Construction of Ayurvedic University	1,00.00	--	--	--	--	1,00.00 (-) 100.00	
Total-101	1,00.00	--	--	--	--	1,00.00 (-) 100.00	
	--	--	--	--	--	4,28.95	
102- Homeopathy-							
Aggregate of Schemes each costing ₹ one crore and less	--	--	--	--	--	25.34	
Work/projects on which no expenditure has been incurred during the last five years	--	--	--	--	--	92.79	
	--	--	--	--	--	25.34	
Total-102	--	--	--	--	--	92.79	
105- Allopathy-							
Establishment of Medical College in Rudarpur	1,75.00	--	2,50.00	--	2,50.00	16,41.00 (+) 42.86	
Construction of Base Hospital / establishment of Medical College in Almora	96.61	--	25.00	--	25.00	6,21.61 (-) 74.12	

(a) Includes a clearance of O.B Suspense of ₹ 43.30 lakh.

13. DETAILED STATEMENT OF CAPITAL EXPENDITURE

Nature of expenditure	Expenditure during 2009-10	Expenditure during 2010-11			Expenditure to end of 2010-2011	% Increase (+)/ Decrease(-) during the year
		Non-Plan	Plan			
			State Plan	CP and GOI Share of CSS		
(In lakh of ₹)						
B- CAPITAL ACCOUNT OF SOCIAL SERVICES-contd.						
(b)- Capital Account of Health and Family Welfare-						
4210- Capital Outlay On Medical and Public Health-						
03- Medical Education, Training and Research-concltd.						
105- Allopathy-concltd.						
Grant in aid by State Govt.for the establishment of AIIMS						
Acquisition of land for construction work	--	--	16.16	--	16.16	3,16.56 Not Computable
Establishment of Medical College at Srinagar.		--	7,50.40	--	7,50.40	1,25,70.07 Not Computable
Establishment of Medical College and Hospital at Haldwani	7,50.22	..	7,50.22	7,50.22 Not Computable
Establishment of Medical College in Dehradun	1,69.60		1,69.60	1,69.60 Not Computable
Aggregate of Schemes each costing ₹ one crore and less	9.11	--	..	--	11.88	(-) 100.00
Work/projects on which no expenditure has been incurred during the last five years	--	--		--	40,34.16	
	2,80.72	--	19,61.38	--	19,61.38	1,60,80.94 (+) 598.70
	--	--		--	40,34.16	
Total-03	3,80.72	--	19,61.38	--	19,61.38	1,62,06.28 (+) 415.18
	--	--		--	45,55.90	
04- Public Health-						
200- Other Programmes-						
Work/projects on which no expenditure has been incurred during the last five years					29,70.23	
Total-200	--	--	--	--	29,70.23	
Total-04	--	--	--	--	29,70.23	

13. DETAILED STATEMENT OF CAPITAL EXPENDITURE

Nature of expenditure	Expenditure during 2009-10	Expenditure during 2010-11				Expenditure to end of 2010-2011	% Increase (+)/ Decrease(-) during the year
		Non-Plan	Plan		Total		
			State Plan	CP and GOI Share of CSS			
(In lakh of ₹)							
B- CAPITAL ACCOUNT OF SOCIAL SERVICES-contd.							
(b)- Capital Account of Health and Family Welfare-							
4210- Capital Outlay On Medical and Public Health-							
80- General-							
800- Other Expenditure							
Work/projects on which no expenditure has been incurred during the last five years	--	--	--	--	--	45.68	
Total-800	--	--	--	--	--	45.68	
Total-80	--	--	--	--	--	45.68	
Total-4210	38,03.05	2.83	67,54.98	16.85	67,74.66	6,43,20.87	(+) 80.25
4211- Capital Outlay on Family Welfare-							
101- Rural Family Welfare Service							
Construction of Building of Sub Centre (District Plan)	3,23.88	--	5.83	--	5.83	31,77.96	(-) 98.20
District Plan	--	--	5,01.80	--	5,01.80	11,92.43	Not Computable
Total-101	3,23.88	--	5,07.63	--	5,07.63	43,70.39	(+) 56.73
103- Maternity and Child Health							
Construction of Building for A.M.T.C.	59.13	--	--	--	--	1,50.41	(-) 100.00
Total-103	59.13	--	--	--	--	1,50.41	(-) 100.00
108- Selected Area Programmes-							
Work/projects on which no expenditure has been incurred during the last five years						2,43.84	
Total-108	--	--	--	--	--	2,43.84	

13. DETAILED STATEMENT OF CAPITAL EXPENDITURE

Nature of expenditure	Expenditure during 2009-10	Expenditure during 2010-11			Expenditure to end of 2010-2011	% Increase (+)/ Decrease(-) during the year
		Non-Plan	Plan	Total		
			State Plan	CP and GOI Share of CSS		
(In lakh of ₹)						
B- CAPITAL ACCOUNT OF SOCIAL SERVICES-contd.						
(b)- Capital Account of Health and Family Welfare-						
4211- Capital Outlay on Family Welfare-						
800- Other Expenditure-						
Work/projects on which no expenditure has been incurred during the last five years						1,28,62.90
Total-800	--	--	--	--	--	1,28,62.90
	3,83.01	--	5,07.63	--	5,07.63	45,20.80 (+) 32.54
Total-4211						1,31,06.74
Total-(b) Capital Account of Health and Family Welfare	41,86.06	2.83	72,62.61	16.85	72,82.29	6,88,41.67 (+) 73.97
	--	--	--	--	--	9,06,93.69
(c)- Capital Account of Water Supply, Sanitation, Housing and Urban Development-						
4215- Capital Outlay on Water Supply and Sanitation-						
01- Water Supply-						
101- Urban Water Supply-						
Work/projects on which no expenditure has been incurred during the last five years						7,75.60
Total-101	--	--	--	--	--	7,75.60
102- Rural Water Supply-						
Work/projects on which no expenditure has been incurred during the last five years	--	--	--	--	--	23.61
Total-102	--	--	--	--	--	23.61
800- Other expenditure						
Work/projects on which no expenditure has been incurred during the last five years						21,08.20
Total-800	--	--	--	--	--	21,08.20
Total-01	--	--	--	--	--	29,07.41

13. DETAILED STATEMENT OF CAPITAL EXPENDITURE

Nature of expenditure	Expenditure during 2009-10	Expenditure during 2010-11			Expenditure to end of 2010-2011	% Increase (+)/ Decrease(-) during the year
		Non-Plan	Plan	Total		
			State Plan	CP and GOI Share of CSS		
(In lakh of ₹)						
B- CAPITAL ACCOUNT OF SOCIAL SERVICES-contd.						
(c)- Capital Account of Water Supply, Sanitation, Housing and Urban Development-						
4215- Capital Outlay on Water Supply and Sanitation-						
02- Sewerage and Sanitation-						
102- Rural Sanitation Services-						
Work/projects on which no expenditure has been incurred during the last five years						6,87.74
Total-102	--	--	--	--	--	6,87.74
106- Sewerage Services-						
Work/projects on which no expenditure has been incurred during the last five years						3,15.75
Total-106	--	--	--	--	--	3,15.75
800- Other Expenditure						
Work/projects on which no expenditure has been incurred during the last five years						3,49.42
Total-800	--	--	--	--	--	3,49.42
Total-02	--	--	--	--	--	13,52.91
Total-4215	--	--	--	--	--	42,60.32

13. DETAILED STATEMENT OF CAPITAL EXPENDITURE

Nature of expenditure	Expenditure during 2009-10	Expenditure during 2010-11			Expenditure to end of 2010-2011	% Increase (+)/ Decrease(-) during the year	
		Non-Plan	Plan				Total
			State Plan	CP and GOI Share of CSS			
(In lakh of ₹)							
B- CAPITAL ACCOUNT OF SOCIAL SERVICES-contd.							
(c)- Capital Account of Water Supply, Sanitation, Housing and Urban Development-							
4216- Capital Outlay on Housing-contd.							
01- Government Residential Buildings-contd							
106- General Pool Accommodation Public Works-Housing Schemes							
Construction of Buildings etc for P.W.D. Department	--	--	--	--	--	10,37.85	
Work/projects on which no expenditure has been incurred during the last five years	--	--	--	--	--	1,63,04.94	
Total-106	--	--	--	--	--	1,63,04.94	
107- Police Housing-Scheme							
Work/projects on which no expenditure has been incurred during the last five years						2,19,62.34	
Total-107	--	--	--	--	--	2,19,62.34	
700- Other Housing Scheme-							
Aggregate of Schemes each costing ₹ one crore and less	--	--	--	--	--	0.06	
Work/projects on which no expenditure has been incurred during the last five years						1,29,76.85	
Total-700	--	--	--	--	--	0.06	
797- Transfer to/from Reserve Funds and deposit Account							
	--	--	--	--	--	(-) 13,23.97	
Total-01	--	--	--	--	--	10,37.91	
	--	--	--	--	--	4,99,20.61	

13. DETAILED STATEMENT OF CAPITAL EXPENDITURE

Nature of expenditure	Expenditure during 2009-10	Expenditure during 2010-11			Expenditure to end of 2010-2011	% Increase (+)/ Decrease(-) during the year	
		Non-Plan	Plan				Total
			State Plan	CP and GOI Share of CSS			
(In lakh of ₹)							
B- CAPITAL ACCOUNT OF SOCIAL SERVICES-contd.							
(c)- Capital Account of Water Supply, Sanitation, Housing and Urban Development-							
4216- Capital Outlay on Housing-contd.							
02- Urban Housing-							
800- Other Expenditure-							
Establishment of Uttranchal Bhawan and Emporium in Mumbai	--	--	29.78	--	29.78	3,31.79 Not Computable	
Construction of Residential and Non Residential by Estate Department	2,81.97	--	19,58.92	--	19,58.92	68,69.29 (+) 594.72	
Purchase Land for Uttranchal Bhawan in Lucknow	--	--	..	--	..	5,98.33 ..	
Acquition of Land for Residence for Local Commissioner	--	--	..	--	..	5,17.29 ..	
Expansion of Uttranchal Bhawan at Delhi	--	--	65.00	--	65.00	10,44.83 Not Computable	
Acquisition of Bhawan Estate	--	--	..	--	..	5,00.00 ..	
Aggregate of Schemes each costing ₹ one crore and less	--	--	..	--	..	13.81 ..	
Work/projects on which no expenditure has been incurred during the last five years	--	--	..	--	..	5,33.61	
	2,81.97	--	20,53.70	--	20,53.70	98,75.34 (+) 628.34	
Total-800	--	--	--	--	--	5,33.61	
	2,81.97	--	20,53.70	--	20,53.70	98,75.34 (+) 628.34	
Total-02	--	--	--	--	--	5,33.61	
80- General-							
001- Direction and Administration							
Strentghning of Government ITI	69.18	--	4,99.17	--	4,99.17	25,83.77 (+) 621.55	
Purchase of Land/ Building under Labour Commissioner	--	--	52.36	--	52.36	2,34.00 Not Computable	
Construction work in Trg and Employment offices	--	--	..	--	..	1,10.86 ..	
Aggregate of Schemes each costing ₹ one crore and less	--	--	..	--	..	92.55 ..	
Total-001	69.18	--	5,51.53	--	5,51.53	30,21.18 (+) 697.24	

13. DETAILED STATEMENT OF CAPITAL EXPENDITURE

Nature of expenditure	Expenditure during 2009-10	Expenditure during 2010-11				Expenditure to end of 2010-2011	% Increase (+)/ Decrease(-) during the year
		Non-Plan	Plan		Total		
			State Plan	CP and GOI Share of CSS			
(In lakh of ₹)							
B- CAPITAL ACCOUNT OF SOCIAL SERVICES-contd.							
(c)- Capital Account of Water Supply, Sanitation, Housing and Urban Development-							
4216- Capital Outlay on Housing-concltd.							
003- Training-							
Centrally Sponsored Schemes	1,50.00	--	--	1,19.67	1,19.67	2,69.67	(-) 20.22
	1,50.00	--	--	1,19.67	1,19.67	2,69.67	(-) 20.22
TOTAL-003							
191- Housing Cooperatives-							
Work/projects on which no expenditure has been incurred during the last five years						(-) 1.39	
Total-191	--	--	--	--	--	(-) 1.39	
Total-80	2,19.18	--	5,51.53	1,19.67	6,71.20	32,90.85	(+) 206.23
Total-4216	5,01.15	--	26,05.23	1,19.67	27,24.90	1,42,04.10	(+) 443.73
4217- Capital Outlay on Urban Development							
60- Other Urban Development Schemes-							
800- Other Expenditures-							
Work/projects on which no expenditure has been incurred during the last five years						27,33.23	
Total-800	--	--	--	--	--	27,33.23	
Total-60	--	--	--	--	--	27,33.23	
Total-4217	--	--	--	--	--	27,33.23	
Total-(c) Water Supply, Sanitation, housing and Urban Development	5,01.15	--	26,05.23	1,19.67	27,24.90	1,42,04.10	(+) 443.73
	--	--	--	--	--	5,74,45.93	

13. DETAILED STATEMENT OF CAPITAL EXPENDITURE

Nature of expenditure	Expenditure during 2009-10	Expenditure during 2010-11			Expenditure to end of 2010-2011	% Increase (+)/ Decrease(-) during the year
		Non-Plan	Plan	Total		
			State Plan	CP and GOI Share of CSS		
			(In lakh of ₹)			
B- CAPITAL ACCOUNT OF SOCIAL SERVICES-contd.						
(d) Capital Account of Information and Broadcasting						
4220- Capital Outlay on Information and Publicity-						
01- Films-						
190- Investment in Public Sector and other Undertakings-						
Work/projects on which no expenditure has been incurred during the last five years	--	--	--	--	--	8,25.65
Total-190	--	--	--	--	--	8,25.65
Total-01	--	--	--	--	--	8,25.65
60- Other-						
052 - Machinery and Equipment-						
Work/projects on which no expenditure has been incurred during the last five years	--	--	--	--	--	2.41
Total-052	--	--	--	--	--	2.41
101- Buildings						
Total-101	--	--	--	--	--	55.75
Total-60	--	--	--	--	--	58.16
Total-4220	--	--	--	--	--	8,83.81

13. DETAILED STATEMENT OF CAPITAL EXPENDITURE

Nature of expenditure	Expenditure during 2009-10	Expenditure during 2010-11				Expenditure to end of 2010-2011	% Increase (+)/ Decrease(-) during the year
		Non-Plan	Plan		Total		
			State Plan	CP and GOI Share of CSS			
(In lakh of ₹)							
B- CAPITAL ACCOUNT OF SOCIAL SERVICES-contd.							
(d) Capital Account of Information and Broadcasting							
4221- Capital Outlay on Broadcasting-							
01- Sound Broadcasting-							
800- Other Expenditure-							
Work/projects on which no expenditure has been incurred during the last five years	--	--	--	--	--	58.25	
Total-800	--	--	--	--	--	58.25	
Total-01	--	--	--	--	--	58.25	
Total-4221	--	--	--	--	--	58.25	
Total-(d)Capital Account of Information and Broadcasting	--	--	--	--	--	9,42.06	
(e)- Capital Account of Welfare of Scheduled Castes, Scheduled Tribes, and other Backward Classes-							
4225- Capital Outlay on Welfare of Scheduled Castes Scheduled Tribes and other Backward Classes-							
01- Welfare of Scheduled Castes-							
190- Investments in Public Sector and other Undertaking-							
Self Employment- Share Capital to Sheduled Caste Development Corporation	--	--	--	--	--	5,09.10	
Aggregate of Schemes each costing ₹ one crore and less	--	--	--	--	--	39.95	
Work/projects on which no expenditure has been incurred during the last five years	--	--	--	--	--	1,06,06.15	
Total-190	--	--	--	--	--	5,49.05	
Total-190	--	--	--	--	--	1,06,06.15	

13. DETAILED STATEMENT OF CAPITAL EXPENDITURE

Nature of expenditure	Expenditure during 2009-10	Expenditure during 2010-11			Expenditure to end of 2010-2011	% Increase (+)/ Decrease(-) during the year	
		Non-Plan	Plan				Total
			State Plan	CP and GOI Share of CSS			
(In lakh of ₹)							
B- CAPITAL ACCOUNT OF SOCIAL SERVICES-contd.							
(e)- Capital Account of Welfare of Scheduled Castes, Scheduled Tribes, and other Backward Classes-							
4225- Capital Outlay on Welfare of Scheduled Castes Scheduled Tribes and other Backward Classes-							
01- Welfare of Scheduled Castes-							
277 - Education-							
District Plan	--	--	--	--	--	6,09.60 ..	
Central Plan/Centrally sponsored Scheme	--	--	--	--	--	55.00 ..	
Const. of Hostels for SC/ST students	--	--	29.40	--	29.40	6,66.67 Not Computable	
Const. of Building for ITI SID	--	--	50.00	--	50.00	8,92.83 Not Computable	
Aggregate of Schemes each costing ₹ one crore and less	50.00	--	6.41	--	6.41	1,36.58 (-) 87.18	
Work/projects on which no expenditure has been incurred during the last five years	--	--	--	--	--	(-) 32.57	
Total-277	50.00	--	85.81	--	85.81	23,60.68 (+) 71.62 (-) 32.57	
282- Health-							
Work/projects on which no expenditure has been incurred during the last five years	--	--	--	--	--	3,24.00	
Total-282	--	--	--	--	--	3,24.00	
800- Other Expenditure							
Development of Residential facilities in Scheduled Castes Area	4,44.21	--	5,00.00	--	5,00.00	1,83,24.67 (+) 12.56	
Aggregate of Schemes each costing ₹ one crore and less	--	--	--	--	--	1,41.78 ..	
Total-800	4,44.21	--	5,00.00	--	5,00.00	1,84,66.45 (+) 12.56	
Total-01	4,94.21	--	5,85.81	--	5,85.81	2,13,76.18 (+) 18.53	
	--	--	--	--	--	1,08,97.58	

13. DETAILED STATEMENT OF CAPITAL EXPENDITURE

Nature of expenditure	Expenditure during 2009-10	Expenditure during 2010-11			Expenditure to end of 2010-2011	% Increase (+)/ Decrease(-) during the year	
		Non-Plan	Plan				Total
			State Plan	CP and GOI Share of CSS			
(In lakh of ₹)							
B- CAPITAL ACCOUNT OF SOCIAL SERVICES-contd.							
(e)- Capital Account of Welfare of Scheduled Castes, Scheduled Tribes, and other Backward Classes-contd.							
4225- Capital Outlay on Welfare of Scheduled Castes Scheduled Tribes and other Backward Classes contd.							
02- Welfare of Scheduled Tribes-							
190- Investment in Public Sector & Other Undertakings							
Share Capital to Scheduled Tribes Development Corporation for self employment of ST's	--	--	--	--	--	2,60.10	
	--	--	--	--	--	2,60.10	
Total-190							
277- Education-							
Centrally Planned sponsored scheme for construction of Hostels etc. for S.T. students /their upgradation	--	--	26.29	--	26.29	21,45.63	
Establishment of facilities in the schools having Ashram System	75.68	..	75.68	75.68	
Construction work in ITI for ST's	--	--	--	--	--	1,20.00	
Aggregate of Schemes each costing ₹ one crore and less	--	--	--	--	--	21.65	
Work/projects on which no expenditure has been incurred during the last five years						18,13.97	
	--	--	1,01.97	--	1,01.97	23,62.96	
Total-277						18,13.97	
800- Other Expenditure							
Central Plan/Centrally sponsored Scheme	--	--	--	--	--	3,70.00	
Development of Establishment facilities in Scheduled Castes Majority Areas	1,22.36	--	1,44.68	--	1,44.68	22,86.73	
Aggregate of Schemes each costing ₹ one crore and less	--	--	4.14	--	4.14	39.42	
	1,22.36	--	1,48.82	--	1,48.82	26,96.16	
Total-800						(+) 18.24	
	1,22.36	--	2,50.79	--	2,50.79	53,19.22	
Total-02						(+) 104.96	
	--	--	--	--	--	18,13.97	

13. DETAILED STATEMENT OF CAPITAL EXPENDITURE

Nature of expenditure	Expenditure during 2009-10	Expenditure during 2010-11			Expenditure to end of 2010-2011	% Increase (+)/ Decrease(-) during the year
		Non-Plan	Plan	Total		
			State Plan	CP and GOI Share of CSS		
(In lakh of ₹)						
B- CAPITAL ACCOUNT OF SOCIAL SERVICES-contd.						
(e)- Capital Account of Welfare of Scheduled Castes, Scheduled Tribes, and other Backward Classes-contd.						
4225- Capital Outlay on Welfare of Scheduled Castes Scheduled Tribes and other Backward Classes-contd						
03- Welfare of Backward Classes						
190- Investment in Public Sector & Other Undertakings						
Share Capital for minorities Finance & development cooperation	--	--	--	--	--	90.00 ..
Share Capital for Backward classes Finance & development cooperation	--	--	--	--	--	30.00 ..
Aggregate of schemes each costing ₹ one crore and less	--	--	--	--	--	20.10 ..
Total-190	--	--	--	--	--	1,40.10 ..
Total-03	--	--	--	--	--	1,40.10 ..
80- General-						
001- Direction and Administration	--	--	--	--	--	0.23 ..
Total- 001	--	--	--	--	--	0.23 ..
190- Investments in Public Sector and Other Undertakings						
Work/projects on which no expenditure has been incurred during the last five years						5,28.77
Total-190	--	--	--	--	--	5,28.77

13. DETAILED STATEMENT OF CAPITAL EXPENDITURE

Nature of expenditure	Expenditure during 2009-10	Expenditure during 2010-11			Expenditure to end of 2010-2011	% Increase (+)/ Decrease(-) during the year
		Non-Plan	Plan	Total		
			State Plan	CP and GOI Share of CSS		
			(In lakh of ₹)			
B- CAPITAL ACCOUNT OF SOCIAL SERVICES-contd.						
(e)- Capital Account of Welfare of Scheduled Castes, Scheduled Tribes, and other Backward Classes-contd.						
4225- Capital Outlay on Welfare of Scheduled Castes Scheduled Tribes and other Backward Classes-contd						
80- General-concl.						
800- Other expenditure-						
Aggregate of Schemes each costing ₹ one crore and less	--	--	--	--	--	1.21 ..
Work/projects on which no expenditure has been incurred during the last five years						8,98,52.69
Total-800	--	--	--	--	--	1.21 ..
	--	--	--	--	--	8,98,52.69
Total-80	--	--	--	--	--	1.44 ..
	--	--	--	--	--	9,03,81.46
Total-4225	6,16.57	--	8,36.60	--	8,36.60	2,68,36.94 (+) 35.69
	--	--	--	--	--	10,30,93.01
Total-(e) Capital account of welfare of scheduled Caste Schedule Tribes, and other Backward Classes	6,16.57	--	8,36.60	--	8,36.60	2,68,36.94 (+) 35.69
	--	--	--	--	--	10,30,93.01
(g) Capital Account of Social Welfare and Nutrition						
4235- Capital Outlay on Social Security and Welfare.						
01- Rehabilitation						
140- Rehabilitation of repatriates from other countries-						
Work/projects on which no expenditure has been incurred during the last five years		--	--	--	--	(-) 0.99
Total-140	--	--	--	--	--	(-) 0.99

13. DETAILED STATEMENT OF CAPITAL EXPENDITURE

Nature of expenditure	Expenditure during 2009-10	Expenditure during 2010-11			Expenditure to end of 2010-2011	% Increase (+)/ Decrease(-) during the year	
		Non-Plan	Plan	Total			
			State Plan	CP and GOI Share of CSS			
			(In lakh of ₹)				
B- CAPITAL ACCOUNT OF SOCIAL SERVICES-contd.							
(g) Capital Account of Social Welfare and Nutrition							
4235- Capital Outlay on Social Security and Welfare.							
01- Rehabilitation							
201- Other Rehabilitation Schemes-							
Work/projects on which no expenditure has been incurred during the last five years					1,05.00		
Total-201	--	--	--	--	1,05.00		
800- Other expenditure-							
Work/projects on which no expenditure has been incurred during the last five years					45.78		
Total-800	--	--	--	--	45.78		
Total-01	--	--	--	--	1,49.79		
02- Social Welfare-							
101- Welfare of Handicapped							
Aggregate of Schemes each costing ₹ one crore and less	--	--	3.50	--	3.50	54.98	Not Computable
Total-101	--	--	3.50	--	3.50	54.98	Not Computable
102- Child welfare							
Central plan / Centrally Sponsored Schemes		--	--	--	--	17,32.03	..
Aggregate of Schemes each costing ₹ one crore and less	32.25	--	2.08	--	2.08	34.33	(-) 93.55
Total-102	32.25	--	2.08	--	2.08	17,66.36	(-) 93.55
Total-102	--	--	--	--	--	1,01.34	

13. DETAILED STATEMENT OF CAPITAL EXPENDITURE

Nature of expenditure	Expenditure during 2009-10	Expenditure during 2010-11			Expenditure to end of 2010-2011	% Increase (+)/ Decrease(-) during the year	
		Non-Plan	Plan				Total
			State Plan	CP and GOI Share of CSS			
(In lakh of ₹)							
B- CAPITAL ACCOUNT OF SOCIAL SERVICES-contd.							
(g) Capital Account of Social Welfare and Nutrition contd.							
4235- Capital Outlay on Social Security and Welfare contd.							
02- Social Welfare-concltd.							
103- Womens Welfare							
Establishment of special homes & child homes in Haridwar	--	--	--	--	--	1,55.05	
Construction of houses under the Act of 2000 for Youth Justice	..	--	1,50.00	--	1,50.00	10,75.28	
Aggregate of Schemes each costing ₹ one crore and less	86.19	--	12.16	--	12.16	2,04.59	
Work/projects on which no expenditure has been incurred during the last five years	--	--	--	--	--	7,99.76	
Total-103	86.19	--	1,62.16	--	1,62.16	14,34.92	
		--	--	--	--	88.14	
104 - Welfare of aged,Infirm and Destitute							
Welfare of aged,infirm and destitute	--	--	--	--	--	1,39.72	
Aggregate of Schemes each costing ₹ one crore and less	35.62	--	--	--	--	1,29.68	
Work/projects on which no expenditure has been incurred during the last five years	--	--	--	--	--	13.86	
Total-104	35.62	--	--	--	--	2,69.40	
	--	--	--	--	--	100.00	
190- Investment in Public Sector and other undertakings							
Investment for self Employment for Handicap	--	--	--	--	--	30.00	
ShareCapital in Scheduled TribesDevelopment Corporation for self employment of ST's	--	--	--	--	--	10.20	
Work/projects on which no expenditure has been incurred during the last five years	--	--	--	--	--	1,16.96	
Total-190	--	--	--	--	--	40.20	
						1,16.96	
800- Other expenditure							
Construction of Building for Directorate	--	--	2,00.00	--	2,00.00	2,00.00	
Total-800	--	--	2,00.00	--	200.00	2,00.00	
	1,54.06	--	3,67.74	--	3,67.74	37,65.86	
Total-02	--	--	--	--	--	11,17.44	
						138.70	

13. DETAILED STATEMENT OF CAPITAL EXPENDITURE

Nature of expenditure	Expenditure during 2009-10	Expenditure during 2010-11			Expenditure to end of 2010-2011	% Increase (+)/ Decrease(-) during the year	
		Non-Plan	Plan				Total
			State Plan	CP and GOI Share of CSS			
(In lakh of ₹)							
B- CAPITAL ACCOUNT OF SOCIAL SERVICES-contd.							
(g) Capital Account of Social Welfare and Nutrition contd.							
4235- Capital Outlay on Social Security and Welfare contd.							
60- Other Social Security and Welfare Programmes-							
200- Other Programmes							
Centrally planned/centrally sponsored schemes	--	--	--	--	14.90	..	
Welfare of Soldier	97.03	--	1,75.84	--	1,75.84	(+) 81.22	
Aggregate of Schemes each costing ₹ one crore and less	--	--	--	--	69.27	..	
Total-200	97.03	--	1,75.84	--	1,75.84	9,56.15 (+) 81.22	
800- Other expenditure-							
Work/projects on which no expenditure has been incurred during the last five years	--	--	--	--	1,72.67		
Total-800	--	--	--	--	1,72.67		
Total-60	97.03	--	1,75.84	--	1,75.84	9,56.15 (+) 81.22	
Total-4235	2,51.09	--	5,43.58	--	5,43.58	47,22.01 (+) 116.48	
Total-(g) Capital Account of Social Welfare and Nutrition	2,51.09	--	5,43.58	--	5,43.58	47,22.01 (+) 116.48	
(h)- Capital Account of other Social services-							
4250- Capital Outlay on other Social Services-							
191- Social Service Cooperatives-							
Work/projects on which no expenditure has been incurred during the last five years	--	--	--	--	3,90.14		
Total-191	--	--	--	--	3,90.14		
201- Labour-							
Work/projects on which no expenditure has been incurred during the last five years	--	--	--	--	11,43.53		
Total-201	--	--	--	--	11,43.53		

13. DETAILED STATEMENT OF CAPITAL EXPENDITURE

Nature of expenditure	Expenditure during 2009-10	Expenditure during 2010-11			Expenditure to end of 2010-2011	% Increase (+)/ Decrease(-) during the year	
		Non-Plan	Plan				Total
			State Plan	CP and GOI Share of CSS			
(In lakh of ₹)							
B- CAPITAL ACCOUNT OF SOCIAL SERVICES-contd.							
(h)- Capital Account of other Social services-concltd.							
4250- Capital Outlay on other Social Services-concltd.							
203- Employment-							
Work/projects on which no expenditure has been incurred during the last five years						10,03.13	
Total-203	--	--	--	--	--	10,03.13	
800- Other Expenditure							
Construction of Haj House	0.28	--	0.28	--	--	5,75.45 (-) 100.00	
Share Capital to Minorities Finance and Development Corporation	--	--	--	--	--	3,10.00 ..	
Self Employmnt for Minorities	--	--	--	--	--	6,50.00 ..	
Training in sewing to unemployed minority women	--	--	--	--	--	3,00.00 ..	
Construction of Inn in Dehradun	--	--	--	--	--	50.00 ..	
Implementation of Master Plan in Kaliyar Shareef Dergah	--	--	--	--	--	3,46.23 ..	
Aggregate of Schemes each costing ₹ One crore and less	--	--	--	--	--	75.10 ..	
Work/projects on which no expenditure has been incurred during the last five years	--	--	--	--	--	2,76.43	
Total-800	0.28	--	0.28	--	--	23,06.78 (-) 100.00	
Total-4250	0.28	--	0.28	--	--	23,06.78 (-) 100.00	
Total (h)-Capital Account of other Social Services	--	--	--	--	--	28,13.22 (-) 100.00	
Total-B-CAPITAL ACCOUNT OF SOCIAL SERVICES	1,08,59.69	2.83	2,28,05.72 ..	7,15.52	2,35,24.07	20,01,43.46 (+) 116.62	
	--	--	--	--	--	31,05,54.96	

13. DETAILED STATEMENT OF CAPITAL EXPENDITURE

Nature of expenditure	Expenditure during 2009-10	Expenditure during 2010-11			Expenditure to end of 2010-2011	% Increase (+)/ Decrease(-) during the year	
		Non-Plan	Plan				Total
			State Plan	CP and GOI Share of CSS			
(In lakh of ₹)							
C- CAPITAL ACCOUNT OF ECONOMIC SERVICES							
(a) Capital Account of Agriculture and Allied Activities							
4401- Capital Outlay on Crop Husbandry-							
001- Direction and Administration	--	--	--	--	--	20.00	
Total-001	--	--	--	--	--	20.00	
101- Farming Cooperatives-							
Work/projects on which no expenditure has been incurred during the last five years	--	--	--	--	--	18.58	
Total-101	--	--	--	--	--	18.58	
102- Food Grain Crops- Special Food Production Programme	--	--	--	--	--	78.42 ..	
Work/projects on which no expenditure has been incurred during the last five years	--	--	--	--	--	6,68.24	
Total-102	--	--	--	--	--	78.42 .. 6,68.24	
103- Seeds-							
Cost with incidental charges of Food grain Palsion oil seeds	6,50.96	22,39.93	--	--	22,39.93	52,11.14 (+) 244.10	
Aggregate of Schemes each costing ₹ One crore and less	--	--	--	--	--	18.42 ..	
Work/projects on which no expenditure has been incurred during the last five years	--	--	--	--	--	35,90.48	
Total-103	6,50.96	22,39.93	--	--	22,39.93	52,29.56 (+) 244.10 35,90.48	
105- Manures and fertilizer-							
Cost of Phosphate and Potash Fertilizer	(-)0.01	--	--	--	--	3,56.74 (-) 100.00	
Aggregate of Schemes each costing ₹ One crore and less	--	--	--	--	--	(-)0.73 ..	
Work/projects on which no expenditure has been incurred during the last five years	--	--	--	--	--	15,35.68	
Total-105	-0.01	--	--	--	--	3,56.01 (-) 100.00 15,35.68	

13. DETAILED STATEMENT OF CAPITAL EXPENDITURE

Nature of expenditure	Expenditure during 2009-10	Expenditure during 2010-11			Expenditure to end of 2010-2011	% Increase (+)/ Decrease(-) during the year	
		Non-Plan	Plan				Total
			State Plan	CP and GOI Share of CSS			
(In lakh of ₹)							
C- CAPITAL ACCOUNT OF ECONOMIC SERVICES							
(a) Capital Account of Agriculture and Allied Activities							
4401- Capital Outlay on Crop Husbandry-							
107- Plant Protection-							
Central Plan/Centrally Sponsored Plan Schemes	--	--	--	--	--	73.10 ..	
Cost of Insecticides including incidental charges	(-)17,29.10	(-) 20,47.28	--	--	(-) 20,47.28	(-)65,60.01 (-) 18.40	
Aggregate of Schemes each costing ₹ One crore and less	--	--	--	--	--	(-)2.56 ..	
Work/projects on which no expenditure has been incurred during the last five years	--	--	--	--	--	33,67.12	
	(-)17,29.10	(-) 20,47.28	--	--	(-) 20,47.28	(-)64,89.47 (a) (-) 18.40	
Total-107	--	--	--	--	--	33,67.12	
108- Commercial Crops							
Construction of Residential and Non-Residential Buildings by SugarCane Development Department	--	--	50.00	--	50.00	3,21.58 Not Computable	
Aggregate of Schemes each costing ₹ one crore and less	--	--	--	--	--	20.00 ..	
Work/projects on which no expenditure has been incurred during the last five years	--	--	--	--	--	1,53.74	
	--	--	50.00	--	50.00	3,41.58 Not Computable	
Total-108	--	--	--	--	--	1,53.74	
113- Agricultural Engineering							
Total-113	--	--	--	--	--	6.71	
119- Horticulture and Vegetable Crops-							
Farming of Mulbary and Development of Silk	--	--	--	--	--	1,20.00 ..	
Construction of building in Reserch Centre Chobatiya	--	--	--	--	--	(-)9,43.61 ..	
Disease free Patoto Seeds/Cost of pesticides	2,90.03	2,66.83	--	--	2,66.83	32,50.54 (-) 07.99	
Establishment of Food processing industries	--	--	--	--	--	1,00.00 ..	

(a) Includes a clearance of O.B Suspense of ₹ 1.19 lakh.

13. DETAILED STATEMENT OF CAPITAL EXPENDITURE

Nature of expenditure	Expenditure during 2009-10	Expenditure during 2010-11			Expenditure to end of 2010-2011	% Increase (+)/ Decrease(-) during the year
		Non-Plan	Plan			
			State Plan	CP and GOI Share of CSS		
(In lakh of ₹)						
C- CAPITAL ACCOUNT OF ECONOMIC SERVICES						
(a) Capital Account of Agriculture and Allied Activities						
4401- Capital Outlay on Crop Husbandry-						
119- Horticulture and Vegetable Crops-						
Establishment of Mobile Units/Centres	--	--	--	--	1,84.74	..
Strengthening of orchards	--	--	--	--	3,00.00	..
Aggregate of Schemes each costing ₹ one crore and less	--	--	--	--	(-)10.68	..
Work/projects on which no expenditure has been incurred during the last five years	--	--	--	--	8,84.94	
Total 119	2,90.03	2,66.83	--	--	2,66.83	30,00.99 (a) (-) 23.20
	--	--	--	--	8,84.94	
190- Investment in Public Sector and other Undertakings-						
Work/projects on which no expenditure has been incurred during the last five years	--	--	--	--	49,24.57	
Total-190	--	--	--	--	49,24.57	
800- Other Expenditure-						
Central Plan/Centrally Sponsored Plan Schemes	--	--	--	--	5,42.99	..
Purchase of land for establishment of Agriculture and Natural Mgt. Institute	11,45.00	f	11,45.00	11,45.00 Not Computable
Aggregate of Schemes each costing ₹ one crore and less	9.26	--	33.04	--	33.04	1,65.88 (+) 256.80
Work/projects on which no expenditure has been incurred during the last five years	--	--	--	--	33,38.47	
Total-800	9.26	--	11,78.04	--	11,78.04	18,53.87 (+) 12621.81
	--	--	--	--	33,38.47	
Total-4401	(-)7,78.86	4,59.49	12,28.04	--	16,87.53	43,70.96 ..
	--	--	--	--	1,85,08.53	

(a) Includes a clearance of O.B Suspense of ₹ 0.69 lakh.

13. DETAILED STATEMENT OF CAPITAL EXPENDITURE

Nature of expenditure	Expenditure during 2009-10	Expenditure during 2010-11			Expenditure to end of 2010-2011	% Increase (+)/ Decrease(-) during the year
		Non-Plan	Plan	Total		
			State Plan	CP and GOI Share of CSS		
			(In lakh of ₹)			
C- CAPITAL ACCOUNT OF ECONOMIC SERVICES						
(a) Capital Account of Agriculture and Allied Activities-contd.						
4402- Capital Outlay on Soil and Water Conservation-						
101- Soil survey and Testing-						
Work/projects on which no expenditure has been incurred during the last five years	--	--	--	--	--	(-) 12.87
Total-101	--	--	--	--	--	(-) 12.87
102- Soil Conservation-						
Work/projects on which no expenditure has been incurred during the last five years						3,29.21
Total-102	--	--	--	--	--	3,29.21
800- Other Expenditure-						
Work/projects on which no expenditure has been incurred during the last five years						(-) 7,52.75
Total-800	--	--	--	--	--	(-) 7,52.75
Total-4402	--	--	--	--	--	(-) 4,36.42

13. DETAILED STATEMENT OF CAPITAL EXPENDITURE

Nature of expenditure	Expenditure during 2009-10	Expenditure during 2010-11			Expenditure to end of 2010-2011	% Increase (+)/ Decrease(-) during the year	
		Non-Plan	Plan				Total
			State Plan	CP and GOI Share of CSS			
(In lakh of ₹)							
C- CAPITAL ACCOUNT OF ECONOMIC SERVICES							
(a) Capital Account of Agriculture and Allied Activities							
4403- Capital Outlay on Animal Husbandry-contd.							
103- Poultry Development-							
Aggregate of Schemes each costing ₹ one crore and less	--	--	--	--	--	50.00	
Work/projects on which no expenditure has been incurred during the last five years	--	--	--	--	--	9,10.38	
Total-103	--	--	--	--	--	9,10.38	
104- Sheep and Wool Development-							
Work/projects on which no expenditure has been incurred during the last five years	--	--	--	--	--	1,78.32	
Total-104	--	--	--	--	--	1,78.32	
105- Piggery Development -							
Work/projects on which no expenditure has been incurred during the last five years	--	--	--	--	--	61.58	
Total-105	--	--	--	--	--	61.58	
106- Other Live Stock Development						41.50	
Restablishment of Animal Husbandry in Pashulok Rishkesh	--	--	--	--	--	5,53.24	
Establishment of Cow Science and Research Institute	--	--	--	--	--	3,00.00	
Aggregate of Schemes each costing ₹ one crore and less	--	--	--	--	--	5.00	
Work/projects on which no expenditure has been incurred during the last five years	--	--	--	--	--	46.58	
Total-106	--	--	--	--	--	8,58.24	
						46.58	

13. DETAILED STATEMENT OF CAPITAL EXPENDITURE

Nature of expenditure	Expenditure during 2009-10	Expenditure during 2010-11			Expenditure to end of 2010-2011	% Increase (+)/ Decrease(-) during the year	
		Non-Plan	Plan				Total
			State Plan	CP and GOI Share of CSS			
(In lakh of ₹)							
C- CAPITAL ACCOUNT OF ECONOMIC SERVICES							
(a) Capital Account of Agriculture and Allied Activities							
4403- Capital Outlay on Animal Husbandry-contd.							
107- Fodder and Feed Development-							
Work/projects on which no expenditure has been incurred during the last five years	--	--	--	--	--	59.71	
Total-107	--	--	--	--	--	59.71	
190- Investments in Public Sector and Other Undertakings-							
Work/projects on which no expenditure has been incurred during the last five years	--	--	--	--	--	84.45	
Total-190	--	--	--	--	--	84.45	
796- Tribal Area sub Plan							
Construction of Hospitals and Buildings of Animal Husbandry department	64.21	--	23.78	..	23.78	2,05.56 (-) 62.97	
Work/projects on which no expenditure has been incurred during the last five years	--	--	--	--	--	2.00	
Total-796	64.21	--	23.78	..	23.78	2,05.56 (-) 62.97	
800- Other Expenditures-							
Work/projects on which no expenditure has been incurred during the last five years	--	--	--	--	--	2,09.75	
Total-800	--	--	--	--	--	2,09.75	
Total-4403	4,46.64	--	9,21.09	..	9,21.09	42,35.95 (+) 106.22	
Total-4403	--	--	--	--	--	72,46.80	

13. DETAILED STATEMENT OF CAPITAL EXPENDITURE

Nature of expenditure	Expenditure during 2009-10	Expenditure during 2010-11			Expenditure to end of 2010-2011	% Increase (+)/ Decrease(-) during the year	
		Non-Plan	Plan				Total
			State Plan	CP and GOI Share of CSS			
(In lakh of ₹)							
C- CAPITAL ACCOUNT OF ECONOMIC SERVICES							
(a) Capital Account of Agriculture and Allied Activities							
4404- Capital Outlay on Dairy Development-							
102- Dairy Development Projects-							
Central Plan/Centrally plan Schemes					--	15,41.14	
Aggregate of Schemes each costing ₹ one crore and less	--	--	--	--	--	5,56.20	
Work/projects on which no expenditure has been incurred during the last five years						38,50.13	
	--	--	--	--	--	20,97.34	
Total-102	--	--	--	--	--	38,50.13	
190- Investments in Public Sector and Other Undertakings-							
Investment in the shares of Pradeshik						20.00	
Aggregate of schemes each costing ₹ one crore and less	--	--	--	--	--	1.00	
Work/projects on which no expenditure has been incurred during the last five years						54,40.86	
	--	--	--	--	--	21.00	
Total-190	--	--	--	--	--	54,40.86	
800 - Other Expenditures-							
	--	--	--	--	--	(-) 5,06.09	
Total-800	--	--	--	--	--	(-) 5,06.09	
	--	--	--	--	--	21,18.34	
Total-4404	--	--	--	--	--	87,84.90	

13. DETAILED STATEMENT OF CAPITAL EXPENDITURE

Nature of expenditure	Expenditure during 2009-10	Expenditure during 2010-11			Expenditure to end of 2010-2011	% Increase (+)/ Decrease(-) during the year	
		Non-Plan	Plan	Total			
			State Plan	CP and GOI Share of CSS			
(In lakh of ₹)							
C- CAPITAL ACCOUNT OF ECONOMIC SERVICES							
(a) Capital Account of Agriculture and Allied Activities							
4405- Capital Outlay on Fisheries-							
001- Direction and Administration							
Construction of Residential / Non- Residential Building of Fisheries Department		--	50.00	--	50.00	2,68.93	Not Computable
Total-001		--	50.00	--	50.00	2,68.93	Not Computable
101- Inland Fisheries-							
Central Plan/Centrally Sponsored Scheme	15.00	--	..	5.12	5.12	20.12	(-) 65.87
Fisheries(District Plan)	1,30.01	--	14.00		14.00	7,55.38	(-) 89.23
Aggregate of Schemes each costing ₹ one crore and less	--	--				62.50	
Work/projects on which no expenditure has been incurred during the last five years	--	--				2,80.56	
Total-101	1,45.01 *	--	14.00	5.12	19.12	8,38.00	(-) 86.81
	--	--	--	--	--	2,80.56	
190- Investments on Public Sector and Other Undertakings-							
Work/projects on which no expenditure has been incurred during the last five years						2,80.92	
Total-190	--	--	--	--	--	2,80.92	
	1,45.01	--	64.00	5.12	69.12	11,06.93	(-) 52.33
Total-4405	--	--	--	--	--	5,61.48	

13. DETAILED STATEMENT OF CAPITAL EXPENDITURE

Nature of expenditure	Expenditure during 2009-10	Expenditure during 2010-11			Expenditure to end of 2010-2011	% Increase (+)/ Decrease(-) during the year	
		Non-Plan	Plan				Total
			State Plan	CP and GOI Share of CSS			
(In lakh of ₹)							
C- CAPITAL ACCOUNT OF ECONOMIC SERVICES							
(a) Capital Account of Agriculture and Allied Activities							
4406- Capital Outlay on Forestry and Wild Life-							
01- Forestry							
070- Communications and Buildings	--	--	--	--	--	5.69	
Total-070	--	--	--	--	--	5.69	
101- Forest Conservation, Development and Regeneration							
Maintenance of Motorable Roads in forests	3,04.50	--	2,73.00	--	2,73.00	20,59.64 (-) 10.34	
Construction of Residential / Non- Residential Building of Forest Department	2,00.00	--	2,59.67	--	2,59.67	25,83.38 (+) 29.83	
Maintenance of Motorable Roads in forests (Project Mod)	--	--	--	--	63,81.97		
Eco Tourism	1,50.00	--	1,46.00	--	1,46.00	7,41.10 (-) 2.66	
Work done by Eco Taskforce	6,85.00	--	3,68.50	--	3,68.50	15,38.81 (-) 46.20	
Aggregate of Schemes each costing ₹ one crore and less	--	--	--	--	2,04.02		
Work/projects on which no expenditure has been incurred during the last five years	--	--	--	--	26.53		
Total-101	13,39.50	--	10,47.17	--	10,47.17	1,35,08.92 (-) 21.82	
112- Resin and Turpentine Factories	--	--	--	--	--	13.43	
Total-112	--	--	--	--	--	13.43	
796- Tribal Sub-Plan							
Maintenance of Motorable Roads in forests	--	--	--	--	--	11.00	
Total-796	--	--	--	--	--	11.00	

13. DETAILED STATEMENT OF CAPITAL EXPENDITURE

Nature of expenditure	Expenditure during 2009-10	Expenditure during 2010-11			Expenditure to end of 2010-2011	% Increase (+)/ Decrease(-) during the year	
		Non-Plan	Plan	Total			
			State Plan	CP and GOI Share of CSS			
C- CAPITAL ACCOUNT OF ECONOMIC SERVICES						(In lakh of ₹)	
(a) Capital Account of Agriculture and Allied Activities							
4406- Capital Outlay on Forestry and Wild Life-							
01- Forestry							
800- Other Expenditure-							
Centrally Sponsored Schemes	6,00.00	6,00.00	6,00.00	Not Computable
Work/projects on which no expenditure has been incurred during the last five years						(-) 5,95.59	
Total-800	6,00.00	6,00.00	6,00.00	Not Computable
	13,39.50	..	10,47.17	6,00.00	16,47.17	1,41,19.92	(+) 22.97
Total-01	(-) 5,49.95	
02- Environmental Forestry and Wild Life-							
112- Public Garden							
Work/projects on which no expenditure has been incurred during the last five years	1,89.44	
Total-112	1,89.44	
Total-02	1,89.44	
	13,39.50	..	10,47.17	6,00.00	16,47.17	1,41,19.92	(+) 22.97
Total-4406	(-) 3,60.51	
4408- Capital Outlay on food Storage and Warehousing-							
01- Food-							
101- Procurement and Supply-							
Food Supply	(-)9,62.48			3,40,72.80	(-) 100.00
Food Grain supply Scheme	..	(-) 1,58,21.06	(-) 1,58,21.07	(-)8,00,67.46	Not Computable
Goods and Supply	1,62,95.39	
Work/projects on which no expenditure has been incurred during the last five years						1,84,71,60.74	
Total-101	(-)9,62.48 #	(-) 1,58,21.06	(-) 1,58,21.07	(-)2,96,99.27	(-) 8356.21
						1,84,71,60.74	

13. DETAILED STATEMENT OF CAPITAL EXPENDITURE

Nature of expenditure	Expenditure during 2009-10	Expenditure during 2010-11			Expenditure to end of 2010-2011	% Increase (+)/ Decrease(-) during the year
		Non-Plan	Plan			
			State Plan	CP and GOI Share of CSS		
			(In lakh of ₹)			
C- CAPITAL ACCOUNT OF ECONOMIC SERVICES						
(a) Capital Account of Agriculture and Allied Activities-contd.						
4408- Capital Outlay on food Storage and Warehousing-						
01- Food-						
103- Food Processing	--	--	--	--	--	(-)26,84.93
Total 103	--	--	--	--	--	(-)26,84.93
190- Investment in Public Sector and Other Undertaking-						
Work/projects on which no expenditure has been incurred during the last five years						3,42.87
Total-190	--	--	--	--	--	3,42.87
191- Food Cooperatives-						
Work/projects on which no expenditure has been incurred during the last five years		--	--	--	--	39.54
Total-191	--	--	--	--	--	39.54
800- Other Expenditure-						
Other Expenditure	--	--	--	--	--	(-)33,91.90
Khandsari sugar plan	73,51.55	1,37,36.62	--	--	1,37,36.62 (a)	5,55,62.43 (+) 86.85
Construction of Godowns	..	45.00	54.29	..	99.29	99.29 Not Computable
Aggregate of Schemes each costing ₹ one crore and less	1.12	--	--	--	--	1,22.01 (-) 100.00
Work/projects on which no expenditure has been incurred during the last five years						43,60,45.52
Total-800	73,52.67	1,37,81.62	54.29	--	1,38,35.91	5,23,91.83 (a) (+) 88.17
	--	--	--	--	--	43,60,45.52

(a) Includes a clearance of O.B Suspense of ₹ 4.46 lakh.

13. DETAILED STATEMENT OF CAPITAL EXPENDITURE

Nature of expenditure	Expenditure during 2009-10	Expenditure during 2010-11			Expenditure to end of 2010-2011	% Increase (+)/ Decrease(-) during the year	
		Non-Plan	Plan	Total			
			State Plan	CP and GOI Share of CSS			
			(In lakh of ₹)				
C- CAPITAL ACCOUNT OF ECONOMIC SERVICES							
(a) Capital Account of Agriculture and Allied Activities							
4408- Capital Outlay on food Storage and Warehousing-							
01- Food-							
901- Deduct-Receipts and recoveries on Capital Account	--	--	--	--	--	(-)1,48,82.14	
Work/projects on which no expenditure has been incurred during the last five years						(-)1,38,11,24.78	
Total-901						(-)1,48,82.14	
	63,90.19	(-) 20,39.45	54.29	--	(-) 19,85.16	51,25.48	(-) 131.06
Total-01	--	--	--	--	--	90,24,63.89	
02- Storage and Warehousing-							
190- Investment in Public Sector and other Undertakings-							
Work/projects on which no expenditure has been incurred during the last five years						2,33.00	
Total-190	--	--	--	--	--	2,33.00	
191- Storage and Warehousing Cooperatives-							
Work/projects on which no expenditure has been incurred during the last five years						37,68.03	
Total-191	--	--	--	--	--	37,68.03	
800- Other Expenditure-							
Construction of fertilizer godowns under Agriculture Supply Organisations						1,33.69	
Construction of godowns for New Public distribution System in Uttarakhand	--	--	--	--	--	2,95.41	
Construction of LPG godowns	--	--	1,00.00	--	1,00.00	1,00.00	Not Computable
Aggregate of Schemes each costing ₹ one crore and less		--	--	--	--	2,56.04	

13. DETAILED STATEMENT OF CAPITAL EXPENDITURE

Nature of expenditure	Expenditure during 2009-10	Expenditure during 2010-11			Expenditure to end of 2010-2011	% Increase (+)/ Decrease(-) during the year
		Non-Plan	Plan	Total		
			State Plan	CP and GOI Share of CSS		
(In lakh of ₹)						
C- CAPITAL ACCOUNT OF ECONOMIC SERVICES						
(a) Capital Account of Agriculture and Allied Activities						
4408- Capital Outlay on food Storage and Warehousing-						
02- Storage and Warehousing-contd.						
800- Other Expenditure-						
Work/projects on which no expenditure has been incurred during the last five years					18,86.45	
Total-800	--	--	1,00.00	--	1,00.00	7,85.14 Not Computable
Total-02	--	--	1,00.00	--	1,00.00	7,85.14 Not Computable
797- Transfer to, from Reserve funds and Deposit Accounts	--	--	--	--	--	(-) 7,19.16
Total-797	--	--	--	--	--	(-) 7,19.16
901- Deduct-Receipt and Recoveries on Capital Account	--	--	--	--	--	(-) 85,87,01.08
Total-901	--	--	--	--	--	(-) 85,87,01.08
Total-4408	63,90.19	(-) 20,39.44	1,54.29	--	(-) 18,85.15 (a)	59,10.63 (-) 129.50
	--	--	--	--	--	4,89,31.13
4415- Capital Outlay on Agricultural Research and Education-						
01- Crop Husbandry-						
277- Education-						
Work/projects on which no expenditure has been incurred during the last five years						16,14.60
Total-277	--	--	--	--	--	16,14.60

(a) Minus balance is due to excess of receipt over expenditure.

13. DETAILED STATEMENT OF CAPITAL EXPENDITURE

Nature of expenditure	Expenditure during 2009-10	Expenditure during 2010-11			Expenditure to end of 2010-2011	% Increase (+)/ Decrease(-) during the year
		Non-Plan	Plan	Total		
			State Plan	CP and GOI Share of CSS		
			(In lakh of ₹)			
C- CAPITAL ACCOUNT OF ECONOMIC SERVICES						
(a) Capital Account of Agriculture and Allied Activities						
4415- Capital Outlay on Agricultural Research and Education-						
01- Crop Husbandry-						
800- Other expenditure-						
Work/projects on which no expenditure has been incurred during the last five years						13,09.47
		--	--	--	--	13,09.47
Total-800		--	--	--	--	29,24.07
Total-01						
03- Animal Husbandry-						
277- Education-						
Work/projects on which no expenditure has been incurred during the last five years						30.89
		--	--	--	--	30.89
Total-277		--	--	--	--	30.89
Total-03		--	--	--	--	30.89
80- General-						
004- Agriculture Research		--	--	--	--	2,01.77
		--	--	--	--	2,01.77
Total-004		--	--	--	--	2,01.77
800- Other expenditure		--	--	--	--	3.93
		--	--	--	--	3.93
Total-800		--	--	--	--	3.93
Total-80		--	--	--	--	2,05.70
Total-4415		--	--	--	--	31,60.66

13. DETAILED STATEMENT OF CAPITAL EXPENDITURE

Nature of expenditure	Expenditure during 2009-10	Expenditure during 2010-11			Expenditure to end of 2010-2011	% Increase (+)/ Decrease(-) during the year	
		Non-Plan	Plan				Total
			State Plan	CP and GOI Share of CSS			
(In lakh of ₹)							
C- CAPITAL ACCOUNT OF ECONOMIC SERVICES							
(a) Capital Account of Agriculture and Allied Activities							
4416- Investment in Agriculture Financial Institutions-							
200- Other Investments							
Work/projects on which no expenditure has been incurred during the last five years	--	--	--	--	--	2,66.70	
Total - 200	--	--	--	--	--	2,66.70	
Total-4416	--	--	--	--	--	2,66.70	
4425- Capital Outlay on Cooperation-							
107- Investments in Credit Cooperatives-							
Investment in the Shares of Cooperative Credit Societies	--	--	--	--	--	(-)18.17	
Work/projects on which no expenditure has been incurred during the last five years						1,72,13.90	
Total-107	--	--	--	--	--	(-)18.17	
Total-107	--	--	--	--	--	1,72,13.90	
108- Investments in other Cooperatives-							
Work/projects on which no expenditure has been incurred during the last five years						42,94.01	
Total-108	--	--	--	--	--	42,94.01	
200- Other Investments-							
Investment in share capital of cooperative society under integrated co-operative development	(-)2,90.83	(-) 0.13	(-) 4,93.22	--	(-) 4,93.35	25,80.40	(-) 69.64
Investment of Share Capital in District Cooperative Bank	1.00	--	--	--	--	16,02.69	(-) 100.00
Aggregate of Schemes each costing ₹ one crore and less	1.00	--	0.20	--	0.20	(-)51.79	(-) 80.00

13. DETAILED STATEMENT OF CAPITAL EXPENDITURE

Nature of expenditure	Expenditure during 2009-10	Expenditure during 2010-11			Expenditure to end of 2010-2011	% Increase (+)/ Decrease(-) during the year
		Non-Plan	Plan	Total		
			State Plan	CP and GOI Share of CSS		
			(In lakh of ₹)			
C- CAPITAL ACCOUNT OF ECONOMIC SERVICES						
(a) Capital Account of Agriculture and Allied Activities						
4425- Capital Outlay on Cooperation-						
200- Other Investments-						
Work/projects on which no expenditure has been incurred during the last five years						63,32.58
Total-200	(-)2,88.83	(-) 0.13	(-) 4,93.02	--	(-) 4,93.15	41,31.30
	--	--	--	--	--	63,32.58
800- Other Expenditure						
Aggregate of Schemes each costing ₹ one crore and less		--	--	--	--	(-)8.10
Work/projects on which no expenditure has been incurred during the last five years						11,16.30
Total-800	--	--	--	--	--	(-)8.10
	--	--	--	--	--	11,16.30
Total-4425	(-)2,88.83	(-) 0.13	(-) 4,93.02	--	(-) 4,93.15	41,05.03
	--	--	--	--	--	2,89,56.79
4435- Capital Outlay on other Agricultural Programmes-						
800- Other Expenditure-						
Work/projects on which no expenditure has been incurred during the last five years						(-) 3.72
Total-800	--	--	--	--	--	(-) 3.72
	--	--	--	--	--	(-) 3.72
Total-4435	--	--	--	--	--	(-) 3.72
Total-(a) Capital Account of Agriculture and Allied Activities	72,53.65	(-) 15,80.08	29,21.57	6,05.12	19,46.61	3,59,67.77
	--	--	--	--	--	11,56,16.34

13. DETAILED STATEMENT OF CAPITAL EXPENDITURE

Nature of expenditure	Expenditure during 2009-10	Expenditure during 2010-11				Expenditure to end of 2010-2011	% Increase (+)/ Decrease(-) during the year
		Non-Plan	Plan		Total		
			State Plan	CP and GOI Share of CSS			
(In lakh of ₹)							
C- CAPITAL ACCOUNT OF ECONOMIC SERVICES-contd.							
(b)- Capital Account of Rural Development-							
4515- Capital Outlay on Other Rural Development Programmes-							
102- Community Development-							
Central Plan/ Centrally Sponsored Plan Scheme	--	--	--	--	--	10,47.23	
States share for acquisition of land under Prime Minister Rural Road Scheme	35,00.00	--	40,52.64	--	40,52.64	2,73,51.64	(+) 15.79
Payment of excess expenditure under PMMR	--	--	4,59.66	--	4,59.66	34,94.72	Not Computable
Special Component Plan for Schedule castes	8,88.60	--	11,90.00	--	11,90.00	60,76.20	(+) 33.92
District Plan	24,40.62	--	31,70.44	--	31,70.44	1,75,21.73	(+) 29.90
Construction of Residential/Non Residential Bldgs for Training Centres	50.00	--	--	--	--	3,78.90	(-) 100.00
Work/projects on which no expenditure has been incurred during the last five years						2,13,32.44	
Total-102	68,79.22	--	88,72.74	--	88,72.74	5,58,70.42	(a) (+) 28.98
	--	--	--	--	--	2,13,32.44	
796- Tribal Area Sub-Plan							
Acquisition of land under Prime Minister's Rural Roads Development Programme		--	2,10.52	--	2,10.52	8,98.51	Not Computable
Centrally Sponsored Schemes	1,81.82	--	--	31.52	32	2,13.34	(-) 82.66
District Plan	--	--	67.28	--	67.28	67.28	Not Computable
Aggregate of Schemes each costing ₹ one crore and less	--	--	--	--	--	30.00	
	1,81.82	--	2,77.80	31.52	3,09.32	12,09.13	(+) 70.12
Total-796	70,61.04	--	91,50.54	31.52	91,82.06	5,70,79.55	(+) 30.03
Total-4515	70,61.04	--	91,50.54	31.52	91,82.06	2,13,32.44	(+) 30.03
Total-(b) Capital Account of Rural Development	--	--	91,50.54	31.52	91,82.06	2,13,32.44	(+) 30.03

(a) Includes a clearance of O.B Suspense of ₹ 16.19 lakh.

13. DETAILED STATEMENT OF CAPITAL EXPENDITURE

Nature of expenditure	Expenditure during 2009-10	Expenditure during 2010-11			Expenditure to end of 2010-2011	% Increase (+)/ Decrease(-) during the year
		Non-Plan	Plan	Total		
			State Plan	CP and GOI Share of CSS		
(In lakh of ₹)						
C- CAPITAL ACCOUNT OF ECONOMIC SERVICES						
(c)- Capital Account of Special Areas Programmes-						
4551- Capital Outlay on Hill Areas-						
60- Other Hill Areas-contd.						
Work/projects on which no expenditure has been incurred during the last five years	--	--	--	--	--	1,13,36.19
Total-60	--	--	--	--	--	23,29,68.93
Total-4551	--	--	--	--	--	1,13,36.19
4575- Capital Outlay on other Special Areas Programmes-						
01- Dangs District-						
Work/projects on which no expenditure has been incurred during the last five years						5,70,01.37
Total-01	--	--	--	--	--	5,70,01.37
60- Other						
Work/projects on which no expenditure has been incurred during the last five years						2,00,21.72
Total-60	--	--	--	--	--	2,00,21.72
Total-4575	--	--	--	--	--	7,70,23.09
Total-(c) Capital Account of Special Areas Programmes	--	--	--	--	--	1,13,36.19
	--	--	--	--	--	30,99,92.02

13. DETAILED STATEMENT OF CAPITAL EXPENDITURE

Nature of expenditure	Expenditure during 2009-10	Expenditure during 2010-11			Expenditure to end of 2010-2011	% Increase (+)/ Decrease(-) during the year	
		Non-Plan	Plan				Total
			State Plan	CP and GOI Share of CSS			
(In lakh of ₹)							
C- CAPITAL ACCOUNT OF ECONOMIC SERVICES							
(d)- Capital Account of Irrigation and Flood Control-							
4700- Capital Outlay on Major Irrigation							
01- Jamrani Dam							
800- Other Expenditure-							
Construction Work/Maintenance work	49.95	--	49.53	--	49.53	3,29.31 (-) 0.84	
Total- 800	49.95	--	49.53	--	49.53	3,29.31 (-) 0.84	
Total-01	49.95	--	49.53	--	49.53	3,29.31 (-) 0.84	
03- Dikrikal Payments of various Projects of Irrigation							
800- Other Expenditure-							
Construction Work	2.82	--	9.34	--	9.34	4,88.34 (+) 231.20	
Total-800	2.82	--	9.34	--	9.34	4,88.34 (+) 231.20	
Total -03	2.82	--	9.34	--	9.34	4,88.34 (+) 231.20	
04- Construction of tube wells							
796 Tribal Area Sub-Plan							
Construction Work of tube wells	83.69	--	51.76	--	51.76	4,42.65 (-) 38.15	
Total -796	83.69	--	51.76	--	51.76	4,42.65 (-) 38.15	
800- Other Expenditure-							
Construction Work of tube wells for ST's	1,30.29	--	1,45.12	--	1,45.12	21,01.68 (+) 11.38	
Maintenance	--	--	--	--	--	99,66.85	
Special component plan for SC's	43,66.45	--	40,17.28	--	40,17.28	84,84.77 (-) 7.99	
Total- 800	44,96.74	--	41,62.40	--	41,62.40	2,05,53.30 (-) 7.43	
Total-04	45,80.43	--	42,14.16	--	42,14.16	2,09,95.95 (-) 7.99	

13. DETAILED STATEMENT OF CAPITAL EXPENDITURE

Nature of expenditure	Expenditure during 2009-10	Expenditure during 2010-11			Expenditure to end of 2010-2011	% Increase (+)/ Decrease(-) during the year	
		Non-Plan	Plan				
			State Plan	CP and GOI Share of CSS			
(In lakh of ₹)							
C- CAPITAL ACCOUNT OF ECONOMIC SERVICES							
(d)- Capital Account of Irrigation and Flood Control-							
4700- Capital Outlay on Major Irrigation							
05- New Schemes of Irrigation							
800- Other Expenditure-							
Central Plan/Centrally Sponsored Schemes	74,47.85	--	--	53,16.47	53,16.47	2,84,30.60	(-) 28.61
Total- 800	74,47.85	--	--	53,16.47	53,16.47	2,84,30.60	(-) 28.61
Total-05	74,47.85	--	--	53,16.47	53,16.47	2,84,30.60	(-) 28.61
06- Under construction Irrigation Canals/Other Schemes District Plan							
796 Tribal Area Sub-Plan							
Construction of Irrigation canals for ST's	2,16.37	--	3,50.00	--	3,50.00	5,66.37	(+) 61.76
Construction of Irrigation Canals	62.00	--	--	--	--	6,38.73	(-) 100.00
Total-796	2,78.37	--	3,50.00	--	3,50.00	12,05.10	(+) 25.73
800- Other Expenditure-							
Other Maintenance Works	56,22.91	--	66,59.05	--	66,59.05	1,22,81.96	(+) 18.42
Construction of Canals for SC's	6,44.62	--	5,31.35	--	5,31.35	11,75.97	(-) 17.57
District-plan under construction canals	--	--	--	--	--	56,79.18	
Special Component plan for Schedule Caste	--	--	--	--	--	1,29,49.13	
Total- 800	62,67.53	--	71,90.40	--	71,90.40	3,20,86.24	(+) 14.72
Total-06	65,45.90	--	75,40.40	--	75,40.40	3,32,91.34	(+) 15.19

13. DETAILED STATEMENT OF CAPITAL EXPENDITURE

Nature of expenditure	Expenditure during 2009-10	Expenditure during 2010-11			Expenditure to end of 2010-2011	% Increase (+)/ Decrease(-) during the year	
		Non-Plan	Plan				Total
			State Plan	CP and GOI Share of CSS			
(In lakh of ₹)							
C- CAPITAL ACCOUNT OF ECONOMIC SERVICES							
(d)- Capital Account of Irrigation and Flood Control-							
4700- Capital Outlay on Major Irrigation							
07- Modernisation of Lift canals of Utranchal District Panchayat							
800- Other Expenditure-							
District-plan under construction canals	73.75	--	85.39	--	85.39	2,06.70 (+) 15.78	
Construction Work /Maintenance	6,26.57	--	5,94.29	--	5,94.29	28,44.27 (-) 5.15	
Total-800	7,00.32	--	6,79.68	--	6,79.68	30,95.97 (-) 02.95	
Total -07	7,00.32	--	6,79.68	--	6,79.68	30,95.97 (-) 02.95	
11- Suspense							
799- Suspense							
Stock	(-)12.80	--	67.88	--	67.88	3,65.17 (+) 630.31	
Advance for Miscellaneous works	(-)42.15	--	91.84	--	91.84	(-)16.23 (+) 317.88	
Total-799	(-)54.95	--	1,59.72	--	1,59.72	3,48.94 (+) 390.66	
Total -11	(-)54.95	--	1,59.72	--	1,59.72	3,48.94 (+) 390.66	
15- Rehabilitation of Tehri Dam Oustees							
800- Other Expenditure-							
Rehabilitation Area		--	--	--	--	8,00.00	
Other Maintenance Works	10,00.00		10,00.00	--	10,00.00	40,98.10 Nil	
Total -800	10,00.00	--	10,00.00	--	10,00.00	48,98.10 Nil	
Total -15	10,00.00	--	10,00.00	--	10,00.00	48,98.10 Nil	

13. DETAILED STATEMENT OF CAPITAL EXPENDITURE

Nature of expenditure	Expenditure during 2009-10	Expenditure during 2010-11				Expenditure to end of 2010-2011	% Increase (+)/ Decrease(-) during the year
		Non-Plan	Plan		Total		
			State Plan	CP and GOI Share of CSS			
(In lakh of ₹)							
C- CAPITAL ACCOUNT OF ECONOMIC SERVICES							
(d)- Capital Account of Irrigation and Flood Control-							
4700- Capital Outlay on Major Irrigation							
16- Alternate Road for Kanwari's at Haridwar							
800- Other Expenditure-							
Other Maintenance Works		--	--	--	--	11,32.72	
Total -800		--	--	--	--	11,32.72	
Total -16		--	--	--	--	11,32.72	
17- NAREGA							
800- Other Expenditure-							
Re-Construction of canal, Beautification of parks, construction & Development of Parking Places under state sector (NAREGA)	70.52	--	--	--	--	70.52 (-) 100.00	
TOTAL-800	70.52	--	--	--	--	70.52 (-) 100.00	
TOTAL-17	70.52	--	--	--	--	70.52 (-) 100.00	
Total -4700	2,03,42.84	--	1,36,52.83	53,16.47	1,89,69.30	9,30,81.79 (-) 6.75	
4701- Capital Outlay on Medium Irrigation-							
01- Major Irrigation-Commercial-							
052- Machinery and Equipment							
New Supply	3.12	--	11.12	--	11.12	61.12 (+) 256.41	
Total-052	3.12	--	11.12	--	11.12	61.12 (+) 256.41	
Direction and Administration	--	--	--	--	--	9,41.47	
Lakhwar Vyasi Project	--	--	--	--	--	1,89.98	
Kishau Dam Project	--	--	--	--	--	10.81	
Jamrani Bandh Project	--	--	--	--	--	9.46	
Expenditure against Ganga Board	--	--	--	--	--	0.76	

13. DETAILED STATEMENT OF CAPITAL EXPENDITURE

Nature of expenditure	Expenditure during 2009-10	Expenditure during 2010-11			Expenditure to end of 2010-2011	% Increase (+)/ Decrease(-) during the year	
		Non-Plan	Plan				Total
			State Plan	CP and GOI Share of CSS			
(In lakh of ₹)							
C- CAPITAL ACCOUNT OF ECONOMIC SERVICES							
(d)- Capital Account of Irrigation and Flood Control-							
4701- Capital Outlay on Medium Irrigation-contd.							
01- Major Irrigation-Commercial-contd.							
Renovation of small canals of Uttaranchal	--	--	--	--	--	1,26.48	
Loan for Flood Control Schemes	--	--	--	--	--	3,27.21	
Reconstruction of minor lift canals of Uttaranchal	--	--	--	--	--	3,66.22	
Under Construction Irrigation canals/other Schemes (Distt. Project)	--	--	--	--	--	63,42.09	
Construction of New scheme for Irrigation project	--	--	--	--	--	4,52.41	
Construction of Tube wells	--	--	--	--	--	33,41.49	
Construction of various projects irrigation department	--	--	--	--	--	4,46.07	
Construction of Jamrani Dam	--	--	--	--	--	44.48	
Constructio of Lakhwar Vyasi Dam Project	--	--	--	--	--	2,80.44	
Payment of decreatal amount against the various projects of various projects of irrigation department	--	--	--	--	--	52.94	
Purchase of shares of Tehri Hydro development Corporation	--	--	--	--	--	2.74	
799- Suspense -							
Stores	--	--	--	--	--	12.46	
Miscellaneous works Advance	--	--	--	--	--	25.65	
Total- 799	--	--	--	--	--	38.11	
800 - Other Expenditure	--	--	3.30	--	3.30	22.18	Not Computable
Total - 800	--	--	3.30	--	3.30	22.18	Not Computable
Total-01	--	--	3.30	--	3.30	1,30,56.46	Not Computable
	--	--	--	--	--	58,66,53.45	

13. DETAILED STATEMENT OF CAPITAL EXPENDITURE

Nature of expenditure	Expenditure during 2009-10	Expenditure during 2010-11			Expenditure to end of 2010-2011	% Increase (+)/ Decrease(-) during the year
		Non-Plan	Plan	Total		
			State Plan	CP and GOI Share of CSS		
			(In lakh of ₹)			
C- CAPITAL ACCOUNT OF ECONOMIC SERVICES						
(d)- Capital Account of Irrigation and Flood Control-						
4701- Capital Outlay on Medium Irrigation Project-contd.						
03- Medium Irrigation-Commercial						
Aggregate of Schemes each costing ₹ one crore and less	--	--	--	--	--	33.57
Work/projects on which no expenditure has been incurred during the last five years						6,80,03.05
Total-03	--	--	--	--	--	33.57
04- Medium Irrigation-Non-Commercial-						
Work/projects on which no expenditure has been incurred during the last five years						17,12.54
Total-04	--	--	--	--	--	17,12.54
80- General						
003- Training-						
Other Expenditure		--	--	--	--	2,38.63
Construction work	15.72	--	19.84	--	19.84	1,24.41 (+) 26.20
State Engineering Academy						
Total 003	15.72	--	19.84	--	19.84	3,63.04 (+) 26.20
004- Research-						
Irrigation Research Institute	--	--	--	--	--	1,89.79
Construction work	24.96	--	25.58	--	25.58	2,09.85 (+) 2.48
Total 004	24.96	--	25.58	--	25.58	3,99.64 (+) 2.48

13. DETAILED STATEMENT OF CAPITAL EXPENDITURE

Nature of expenditure	Expenditure during 2009-10	Expenditure during 2010-11			Expenditure to end of 2010-2011	% Increase (+)/ Decrease(-) during the year
		Non-Plan	Plan	Total		
			State Plan	CP and GOI Share of CSS		
			(In lakh of ₹)			
C- CAPITAL ACCOUNT OF ECONOMIC SERVICES						
(d)- Capital Account of Irrigation and Flood Control-						
4701- Capital Outlay on Medium Irrigation-contd.						
005- Survey and Investigation-						
Construction work	1,25.87	--	83.71	--	83.71	9,48.72 (-) 33.49
Investigation and Planning Schemes	--	--	--	--	--	19.03
Total 005	1,25.87	--	83.71	--	83.71	9,67.75 (-) 33.49
006- Upgradation of design and Training Institutions						
Construction work	--	--	28.98	--	28.98	1,94.57
Total 006	--	--	28.98	--	28.98	1,94.57
799- Suspense						
	--	--	--	--	--	5.38
Total-799	--	--	--	--	--	(-3,93.94)
80- General						
800- Other Expenditure						
Aggregate of Schemes each costing ₹ one crore and less	--	--	11.98	--	11.98	72.54 Not Computable
Machinery and Equipment	--	--	--	--	--	(-)10.10
Reserved Building fund for Upper Yamuna River Board	30.00	--	30.00	--	30.00	60.00
Work/projects on which no expenditure has been incurred during the last five years						29,21.11
	30.00	--	41.98	--	41.98	1,22.44 (+) 39.93
Total-800	--	--	--	--	--	29,21.11
Total-80	1,96.55	--	2,00.09	--	2,00.09	20,52.82 (+) 1.80
797- Transfer to/from Reserve Funds and Deposit Account						
	--	--	--	--	--	(-)4,73.33
Total-4701	1,99.67	--	2,03.39	--	2,03.39	1,51,42.85 (+) 1.86
	--	--	--	--	--	67,18,93.44

13. DETAILED STATEMENT OF CAPITAL EXPENDITURE

Nature of expenditure	Expenditure during 2009-10	Expenditure during 2010-11				Expenditure to end of 2010-2011	% Increase (+)/ Decrease(-) during the year
		Non-Plan	Plan		Total		
			State Plan	CP and GOI Share of CSS			
(In lakh of ₹)							
C- CAPITAL ACCOUNT OF ECONOMIC SERVICES							
(d)- Capital Account of Irrigation and Flood Control-							
4702- Capital Outlay on Minor Irrigation-							
101- Surface Water-							
Work/projects on which no expenditure has been incurred during the last five years						66,15.74	
Total-101	--	--	--	--	--	66,15.74	
102- Ground Water-							
Work/projects on which no expenditure has been incurred during the last five years						12,21,87.30	
Total-102	--	--	--	--	--	12,21,87.30	
796- Tribal Sub-Plan							
Construction of Highdum Speculars for Minor Irrigation under ST development	--	--	7,49.94	--	7,49.94	7,49.94	Not Computable
Construction of Aurtizon Tube Wells of Minor Irrigation in Tribal Blocks	--	--	30.00	--	30.00	1,56.23	Not Computable
Construction of Gul-Hauz and Pipelines in Tribal Area	--	--	28.43	--	28.43	1,61.79	Not Computable
Total-796	--	--	8,08.37	--	8,08.37	10,67.96	Not Computable
799 Suspense	--	--	--	--	--	(-)35.02	
Total-799	--	--	--	--	--	(-)35.02	
800- Other expenditure-							
Central Plan/Centrally Sponsored Plan Schemes	65,29.33	--	--	1,23,37.34	1,23,37.34	9,84,11.05	(+) 88.95
Special Component Plan for SC's	1,01.00	--	42.18	--	42.18	1,43.18	(-) 58.23
Issue of Material for Construction Work from Suspense Stock	(-)9,71.05	--	63.36	--	63.36	(-) 9,07.69	(-) 93.47
Construction Works / Maintenance	--	--	--	--	--	3,45.94	
District plan	--	--	--	--	--	20,76.83	
Special Scheme for S/C Bhugarbh Jal Sansthan-	--	--	--	--	--	21,57.73	

13. DETAILED STATEMENT OF CAPITAL EXPENDITURE

Nature of expenditure	Expenditure during 2009-10	Expenditure during 2010-11			Expenditure to end of 2010-2011	% Increase (+)/ Decrease(-) during the year	
		Non-Plan	Plan	Total			
			State Plan	CP and GOI Share of CSS			
			(In lakh of ₹)				
C- CAPITAL ACCOUNT OF ECONOMIC SERVICES							
(d)- Capital Account of Irrigation and Flood Control-							
4702- Capital Outlay on Minor Irrigation-concltd.							
800- Other expenditure-contd.							
Minor Irrigation facilities in Atal Aadarsh villages			1,97.41		1,97.41	1,97.41	Not Computable
Aggregate of Schemes each costing ₹ one crore and less	--	--				(-)7,01.37	
Work/projects on which no expenditure has been incurred during the last five years						34,08.88	
Total-800	56,59.28	--	3,02.95	1,23,37.34	1,26,40.29	10,17,23.08	(+) 123.35
	--	--	--	--	--	34,08.88	
901- Deduct-Receipts and Recoveries on Capital Account	--	--	--	--	--	(-)2,19.15	
Total-4702	56,59.28	--	11,11.32	1,23,37.34	1,34,48.66	10,27,56.02	(+) 137.63
	--	--	--	--	--	13,19,92.77	
4705- Capital Outlay on Command Area Development-							
190- Investments in Public Sector and Other Undertakings-							
Work/projects on which no expenditure has been incurred during the last five years						11,96.36	
Total-190	--	--	--	--	--	11,96.36	
901- Other Receipts	--	--	--	--	--	(-)1.34	
Total-4705	--	--	--	--	--	11,95.02	
4711- Capital Outlay on Flood Control Projects-							
01- Flood Control-							
052- Machinery and Equipment	--	--	--	--	--	6,00.21	--
Total-052	--	--	--	--	--	6,00.21	

13. DETAILED STATEMENT OF CAPITAL EXPENDITURE

Nature of expenditure	Expenditure during 2009-10	Expenditure during 2010-11			Expenditure to end of 2010-2011	% Increase (+)/ Decrease(-) during the year	
		Non-Plan	Plan				Total
			State Plan	CP and GOI Share of CSS			
(In lakh of ₹)							
C- CAPITAL ACCOUNT OF ECONOMIC SERVICES							
(d)- Capital Account of Irrigation and Flood Control-							
4711- Capital Outlay on Flood Control Projects-							
01- Flood Control-							
103- Civil Works-							
Flood Protection Works/ Flood Control	--	--	--	--	--	12,25.73	
Central Plan/Centrally Sponsored Schemes	2,15.13	--	--	16,36.52	16,36.52	(+) 660.71	
Civil Construction Work	--	--	--	--	--	20,83.27	
Unforeseen Emergent Work NABARD Sponsored Contingent works		--	--	--	--	2,77.62	
Special Component plan for Schedule Caste		--	1,79.99	--	1,79.99	Not Computable	
Renovation/Improvement of canals/emergent work	2,94.53	--	2,46.29		2,46.29	(-) 16.37	
Work/projects on which no expenditure has been incurred during the last five years						4,37,96.28	
	5,09.66	--	4,26.28	16,36.52	20,62.80	1,57,61.91 (+) 304.74	
Total-103	--	--	--	--	--	4,37,96.28	
104-							
Work/projects on which no expenditure has been incurred during the last five years		--	--	--	--	48.25	
Total-104	--	--	--	--	--	48.25	
796- Tribal Sub-Plan							
Civil Construction Work	--	--	--	--	--	4,38.90	
Total -796	--	--	--	--	--	4,38.90	
799- Suspense							
	--	--	--	--	--	(-)1,38.54	
Total 799-	--	--	--	--	--	(-)1,38.54	
Total-01	5,09.66	--	4,26.28	16,36.52	20,62.80	1,62,00.81	
	--	--	--	--	--	4,43,06.20	

13. DETAILED STATEMENT OF CAPITAL EXPENDITURE

Nature of expenditure	Expenditure during 2009-10	Expenditure during 2010-11			Expenditure to end of 2010-2011	% Increase (+)/ Decrease(-) during the year
		Non-Plan	Plan	Total		
			State Plan	CP and GOI Share of CSS		
(In lakh of ₹)						
C- CAPITAL ACCOUNT OF ECONOMIC SERVICES-contd.						
(d)- Capital Account of Irrigation and Flood Control-concltd.						
4711- Capital Outlay on Flood Control Projects:-concltd.						
03- Drainage-						
103- Civil Works-						
Work/projects on which no expenditure has been incurred during the last five years						45,67.42
Total-103						45,67.42
799- Suspense	--	--	--	--	--	2,56.22
Total-799	--	--	--	--	--	2,56.22
800- Other expenditure-						
Work/projects on which no expenditure has been incurred during the last five years						(-)34,49.32
Total-800	--	--	--	--	--	(-)34,49.32
Total-03	--	--	--	--	--	13,74.32
Total-4711	5,09.66	--	4,26.28	16,36.52	20,62.80	1,62,00.81 (+) 304.74
	--	--				4,56,80.52
Total-(d) Capital Account of Irrigation and Flood control	2,67,11.46	--	1,53,93.82	1,92,90.33	3,46,84.15	22,71,81.48 (+) 29.84
	--	--	--	--	--	85,07,61.75
(e)- Capital Account of Energy-						
4801- Capital Outlay on Power Project-						
01- Hydel Generation-						
190- Investment in Public Sector and other Undertakings-						
Share capital in Uttaranchal Hydro Electricity Corporation		--	--	--	--	5,39,74.37

13. DETAILED STATEMENT OF CAPITAL EXPENDITURE

Nature of expenditure	Expenditure during 2009-10	Expenditure during 2010-11			Expenditure to end of 2010-2011	% Increase (+)/ Decrease(-) during the year
		Non-Plan	Plan			
			State Plan	CP and GOI Share of CSS		
(In lakh of ₹)						
C- CAPITAL ACCOUNT OF ECONOMIC SERVICES-contd.						
(e)- Capital Account of Energy-						
4801- Capital Outlay on Power Project-						
01- Hydel Generation-						
190- Investment in Public Sector and other Undertakings-						
Investment in Power Development Fund	73,07.00	--	25,00.00	--	25,00.00	4,90,57.29 (-) 65.78
Externally aided yojna	--	--	16,59.00	--	16,59.00	16,59.00 Not Computable
Project Development Corporation	--	--	--	--	--	3,00.00
Work/projects on which no expenditure has been incurred during the last five years	--	--	--	--	--	1.00
	73,07.00	--	41,59.00	--	41,59.00	10,49,91.66 (-) 43.08
Total-190	--	--	--	--	--	59.10
	73,07.00	--	41,59.00	--	41,59.00	10,49,91.66 (-) 43.08
Total-01	--	--	--	--	--	59.10
02- Thermal Power Generation-						
190- Investment in Public Sector and other Undertakings-						
Work/projects on which no expenditure has been incurred during the last five years	--	--	--	--	--	3,19,72.58
Total-190	--	--	--	--	--	3,19,72.58
Total-02	--	--	--	--	--	3,19,72.58
05- Transmision and Distribution						
097- Externally Aided-						
Centrally Sponsored Scheme	3,03.84	--	--	--	3,03.84	(-) 100.00
Total 097	3,03.84	--	--	--	3,03.84	
190- Investment in public sector & other undertakings						
Share capital to Uttaranchal Power Corporation	5,72,00.00	--	15,12.00	--	15,12.00	5,96,12.00 (-) 97.35
Investment in Schemes sponsored by ADB	13,33.52	--	--	--	--	35,12.55 (-) 100.00
Externally Aided	50.64	--	--	--	50.64	(-) 100.00
Total-190	5,85,84.16	--	15,12.00	--	15,12.00	6,31,75.19 (-) 97.41
Total 05-	5,88,88.00	--	15,12.00	--	15,12.00	6,34,79.03 (-) 97.43

13. DETAILED STATEMENT OF CAPITAL EXPENDITURE

Nature of expenditure	Expenditure during 2009-10	Expenditure during 2010-11			Expenditure to end of 2010-2011	% Increase (+)/ Decrease(-) during the year
		Non-Plan	Plan	Total		
			State Plan	CP and GOI Share of CSS		
			(In lakh of ₹)			
C- CAPITAL ACCOUNT OF ECONOMIC SERVICES-contd.						
(f)- Capital Account of Industry and Minerals-						
4851- Capital Outlay on Village and Small Industries-						
101- Industrial Estates-						
Work/projects on which no expenditure has been incurred during the last five years					35,66.67	
Total-101	--	--	--	--	--	35,66.67
102- Small Scale Industries-						
Construction of buildings of Industrial Directorate and State Industry Development Corporation	20.00	--	2,07.23	--	2,07.23	14,04.55 (+) 936.15
Construction of Residential/non Residential Building of DIC	1,14.50	--	1,07.50	--	1,07.50	2,22.00 (-) 6.11
Contribution for Establishment of Development Corporation in Uttaranchal	--	--	--	--	--	26,23.45
Work/projects on which no expenditure has been incurred during the last five years	--	--	--	--	--	2,55.61
Total-102	1,34.50	--	3,14.73	--	3,14.73	45,05.61 (+) 134.00
103- Handloom Industries-						
Work/projects on which no expenditure has been incurred during the last five years						26,39.43
Total-103	--	--	--	--	--	26,39.43
104- Handicraft Industries-						
Work/projects on which no expenditure has been incurred during the last five years						12.62
Total-104	--	--	--	--	--	12.62

13. DETAILED STATEMENT OF CAPITAL EXPENDITURE

Nature of expenditure	Expenditure during 2009-10	Expenditure during 2010-11			Expenditure to end of 2010-2011	% Increase (+)/ Decrease(-) during the year
		Non-Plan	State Plan	CP and GOI Share of CSS		
(In lakh of ₹)						
C- CAPITAL ACCOUNT OF ECONOMIC SERVICES-contd.						
(f)- Capital Account of Industry and Minerals-contd.						
4851- Capital Outlay on Village and Small Industries-concd.						
107- Sericulture Industries-						
Work/projects on which no expenditure has been incurred during the last five years	--	--	--	--	--	3,73.61
Total-107	--	--	--	--	--	3,73.61
109- Composite Village and Small Industrial Cooperative						
Work/projects on which no expenditure has been incurred during the last five years	--	--	--	--	--	4,16.80
Total-109	--	--	--	--	--	4,16.80
800- Other Expenditure-						
Work/projects on which no expenditure has been incurred during the last five years	--	--	--	--	--	(-)2.46
Total-800	--	--	--	--	--	22,72.14
Total-4851	1,34.50	--	3,14.73	--	3,14.73	45,03.15 (+) 134.00
4853- Capital Outlay on Non-ferrous Mining and Metallurgical Industries-						
01- Minerals Exploration and Development-						
190- Investment in Public Sector and Other Undertakings-						
Work/projects on which no expenditure has been incurred during the last five years						56,36.80
Total-190	--	--	--	--	--	56,36.80
Total-01	--	--	--	--	--	56,36.80

13. DETAILED STATEMENT OF CAPITAL EXPENDITURE

Nature of expenditure	Expenditure during 2009-10	Expenditure during 2010-11			Expenditure to end of 2010-2011	% Increase (+)/ Decrease(-) during the year
		Non-Plan	Plan	Total		
			State Plan	CP and GOI Share of CSS		
(In lakh of ₹)						
C- CAPITAL ACCOUNT OF ECONOMIC SERVICES-contd.						
(f) Capital Account of Industry and Minerals-contd.						
4853- Capital Outlay on Non-ferrous Mining and Metallurgical Industries-						
60- Other Mining and Metallurgical Industries-						
800- Other Expenditure-						
Work/projects on which no expenditure has been incurred during the last five years	--	--	--	--	--	50.17
Total-800	--	--	--	--	--	50.17
Total-60	--	--	--	--	--	50.17
Total-4853	--	--	--	--	--	56,86.97
4854- Capital Outlay on Cement and Non-Metallic Mineral Industries-						
01- Cement-						
190- Investment in Public Sector and Other Undertakings-						
Work/projects on which no expenditure has been incurred during the last five years						54,80.15
Total-190	--	--	--	--	--	54,80.15
Total-01	--	--	--	--	--	54,80.15

13. DETAILED STATEMENT OF CAPITAL EXPENDITURE

Nature of expenditure	Expenditure during 2009-10	Expenditure during 2010-11			Expenditure to end of 2010-2011	% Increase (+)/ Decrease(-) during the year
		Non-Plan	Plan	Total		
			State Plan	CP and GOI Share of CSS		
(In lakh of ₹)						
C- CAPITAL ACCOUNT OF ECONOMIC SERVICES-contd.						
(f)- Capital Account of Industry and Minerals-contd.						
4854- Capital Outlay on Cement and Non-Metallic Mineral Industries-concd.						
60- Other-						
800- Other Expenditure-						
Deduct-Receipt and Recoveries on Capital Account	--	--	--	--	--	(-) 4,11.68
Total-800	--	--	--	--	--	(-)4,11.68
Total-60	--	--	--	--	--	(-) 4,11.68
Total-4854	--	--	--	--	--	50,68.47
4855- Capital Outlay on Fertilizer Industries-						
101- Investment in Cooperative Fertilizer Factories-						
Work/projects on which no expenditure has been incurred during the last five years						5,53.52
Total-101	--	--	--	--	--	5,53.52
800- Other expenditure-						
Work/projects on which no expenditure has been incurred during the last five years	--	--	--	--	--	17.28
Total-800	--	--	--	--	--	17.28
Total-4855	--	--	--	--	--	5,70.80

13. DETAILED STATEMENT OF CAPITAL EXPENDITURE

Nature of expenditure	Expenditure during 2009-10	Expenditure during 2010-11			Expenditure to end of 2010-2011	% Increase (+)/ Decrease(-) during the year	
		Non-Plan	Plan				Total
			State Plan	CP and GOI Share of CSS			
(In lakh of ₹)							
C- CAPITAL ACCOUNT OF ECONOMIC SERVICES-contd.							
(f) Capital Account of Industry and Minerals-contd.							
4858- Capital Outlay on Engineering Industries-							
01- Electrical Engineering Industries:-							
190- Investment in Public Sector and Other Undertakings-							
Work/projects on which no expenditure has been incurred during the last five years	--	--	--	--	--	84.52	
Total-190	--	--	--	--	--	84.52	
Total-01	--	--	--	--	--	84.52	
02- Other Industrial Machinery Industries-							
190- Investment in Public Sector under other Undertakings-							
Work/projects on which no expenditure has been incurred during the last five years	--	--	--	--	--	93.10	
Total-190	--	--	--	--	--	93.10	
800- Other Expenditure-							
Work/projects on which no expenditure has been incurred during the last five years	--	--	--	--	--	3,75.61	
Total-800	--	--	--	--	--	3,75.61	
Total-02	--	--	--	--	--	4,68.71	
60- Other Engineering Industries-							
190- Investment in Public Sector and Other Undertakings-							
Work/projects on which no expenditure has been incurred during the last five years						9,03.77	
Total-190	--	--	--	--	--	9,03.77	

13. DETAILED STATEMENT OF CAPITAL EXPENDITURE

Nature of expenditure	Expenditure during 2009-10	Expenditure during 2010-11			Expenditure to end of 2010-2011	% Increase (+)/ Decrease(-) during the year
		Non-Plan	Plan	Total		
			State Plan	CP and GOI Share of CSS		
(In lakh of ₹)						
C- CAPITAL ACCOUNT OF ECONOMIC SERVICES-contd.						
(f)- Capital Account of Industry and Minerals-contd.						
4860- Capital Outlay on Consumer Industries-contd.						
01- Textile-						
191- Consumer Cooperatives-						
Work/projects on which no expenditure has been incurred during the last five years					59,23.38	
Total-191	--	--	--	--	59,23.38	
800- Other Expenditure-						
Work/projects on which no expenditure has been incurred during the last five years		--	--	--	4.30	--
Total-800	--	--	--	--	4.30	--
Total-01	--	--	--	--	2,25,95.48	
03- Leather-						
800- Other Expenditure					0.15	--
Total-800	--	--	--	--	0.15	
Total-03	--	--	--	--	0.15	
04- Sugar-						
190- Investment in Public Sector and Other Undertakings-						
Work/projects on which no expenditure has been incurred during the last five years					7,95,82.73	
Total-190	--	--	--	--	7,95,82.73	

13. DETAILED STATEMENT OF CAPITAL EXPENDITURE

Nature of expenditure	Expenditure during 2009-10	Expenditure during 2010-11			Expenditure to end of 2010-2011	% Increase (+)/ Decrease(-) during the year
		Non-Plan	Plan	Total		
			State Plan	CP and GOI Share of CSS		
			(In lakh of ₹)			
C- CAPITAL ACCOUNT OF ECONOMIC SERVICES-contd.						
(f)- Capital Account of Industry and Minerals-contd.						
4860- Capital Outlay on Consumer Industries-contd.						
04- Sugar-contd.						
191- Consumer Cooperatives-						
Work/projects on which no expenditure has been incurred during the last five years						1,01,35.06
	Total-191	--	--	--	--	1,01,35.06
800- Other Expenditure-						
Work/projects on which no expenditure has been incurred during the last five years						6,31.77
	Total-800	--	--	--	--	6,31.77
	Total-04	--	--	--	--	9,03,49.56
60- Other-						
191- Consumer Cooperatives-						
Work/projects on which no expenditure has been incurred during the last five years						18,49.29
	Total-191	--	--	--	--	18,49.29
206- Distilleries						
	Total-206	--	--	--	--	2.45
		--	--	--	--	2.45

13. DETAILED STATEMENT OF CAPITAL EXPENDITURE

Nature of expenditure	Expenditure during 2009-10	Expenditure during 2010-11			Expenditure to end of 2010-2011	% Increase (+)/ Decrease(-) during the year	
		Non-Plan	Plan				Total
			State Plan	CP and GOI Share of CSS			
(In lakh of ₹)							
C- CAPITAL ACCOUNT OF ECONOMIC SERVICES-contd.							
(f)- Capital Account of Industry and Minerals-contd.							
4860- Capital Outlay on Consumer Industries-concl.							
60- Other-concl.							
800- Other-							
Work/projects on which no expenditure has been incurred during the last five years	--	--	--	--	--	(-)6,14.88	
Total-800	--	--	--	--	--	(-)6,14.88	
Total-60	--	--	--	--	--	12,36.86	
901- Deduct-Receipt and Recoveries on Capital Account	--	--	--	--	--	(-)24,25.29	
Total-4860	--	--	--	--	--	11,17,56.76	
4885- Other Capital Outlay on Industries and Minerals-							
01- Investments in Industrial Financial Institutions-							
190- Investments in Public Sector and Other Undertakings-							
Establishment of New Industrial centre (ITI Parks etc) /Assistance to SIDCUL/UpSIDC	--	--	--	--	--	31,00.00	
Purchase of land for Growth Centre	--	--	--	--	--	11,90.00	
Establishment of Integrated Centre	(-)4,90,00.00	--	--	--	--	(-)5,82,30.35	
Aggregate of Schemes each costing ₹. one crore and less	--	--	--	--	--	5.00	
Work/projects on which no expenditure has been incurred during the last five years						2,15,21.70	
Total-190	(-)4,90,00.00	--	--	--	--	(-)5,39,35.35	
Total-190	--	--	--	--	--	2,15,21.70	

13. DETAILED STATEMENT OF CAPITAL EXPENDITURE

Nature of expenditure	Expenditure during 2009-10	Expenditure during 2010-11				Expenditure to end of 2010-2011	% Increase (+)/ Decrease(-) during the year
		Non-Plan	Plan		Total		
			State Plan	CP and GOI Share of CSS			
(In lakh of ₹)							
C- CAPITAL ACCOUNT OF ECONOMIC SERVICES-contd.							
(f)- Capital Account of Industry and Minerals-contd.							
4885- Other Capital Outlay on Industries and Minerals-contd.							
01- Investments in Industrial Financial Institutions-concltd.							
200- Other Investments-							
Work/projects on which no expenditure has been incurred during the last five years	--	--	--	--	--	5,00.00	
Total-200	--	--	--	--	--	5,00.00	
	(-)4,90,00.00	--	--	--	--	(-)5,39,35.35	
Total-01	--	--	--	--	--	2,20,21.70	
60- Other-							
190- Investment in Public Sector and Other Undertakings-							
Work/projects on which no expenditure has been incurred during the last five years						5,50.00	
Total-190	--	--	--	--	--	5,50.00	
800- Other Expenditure-							
Work/projects on which no expenditure has been incurred during the last five years						77,10.26	
Total-800	--	--	--	--	--	77,10.26	
Total-60	--	--	--	--	--	82,60.26	
Deduct-Receipts and recoveries on Capital Account	--	--	--	--	--	(-)13,00.46	
Total-4885	(-)4,90,00.00	--	--	--	--	(-)5,39,35.35 (a)	
Total-(f) Capital Account of Industry and Minerals	(-)4,82,87.85	--	3,14.73	--	3,14.73	(-)3,11,36.64	
	--	--	--	--	--	17,21,81.09	

(a) Minus expenditure is due to excess of receipts over expenditure.

13. DETAILED STATEMENT OF CAPITAL EXPENDITURE

Nature of expenditure	Expenditure during 2009-10	Expenditure during 2010-11			Expenditure to end of 2010-2011	% Increase (+)/ Decrease(-) during the year	
		Non-Plan	Plan				Total
			State Plan	CP and GOI Share of CSS			
(In lakh of ₹)							
C- CAPITAL ACCOUNT OF ECONOMIC SERVICES-contd.							
(g)- Capital Account of Transport-							
5053- Capital Outlay on Civil Aviation-							
02- Air Ports-							
102- Aerodromes-							
Work/projects on which no expenditure has been incurred during the last five years	--	--	--	--	--	19,83.54	
Total-102	--	--	--	--	--	19,83.54	
02- Air Ports-contd.							
800- Other Expenditure-							
Construction of air base in Gohcar Amausi Airport Lucknow.	--	--	--	--	--	99.37	
Construction of Halipads & Hanger at Dehradun	--	--	61.20	--	61.20	6,46.57 Not Computable	
Construction of air base in chnyali saur Uttarkashi	--	--	--	--	--	2,21.42	
Payment of Pratikar of Acquisition of Land for Air base	56.70	--	--	--	--	39,18.91 (-) 100.00	
Strengthening and extension aerodrom/Air base in the Acquisition of Lands in State	1,05.81	--	--	--	--	17,87.82 (-) 100.00	
Strengthening of Air base & Other Construction Work	--	--	99.59	--	99.59	99.59 Not Computable	
Extention of Naini Saini Air base	1,00.00	--	1,00.00	--	1,00.00	2,00.00 Nil	
Extension of commercial air Services	--	--	--	--	--	4,69.27	
Investment in share capital of Uttaranchal Transport Corporation.	--	--	--	--	--	3,00.00	
Purchase of Helicopter and Aeroplanes	--	--	--	--	--	38,12.74	
Construction of Runways	--	--	--	--	--	21,81.49	
Renovation of Runways	--	--	--	--	--	9,29.75	

13. DETAILED STATEMENT OF CAPITAL EXPENDITURE

Nature of expenditure	Expenditure during 2009-10	Expenditure during 2010-11			Expenditure to end of 2010-2011	% Increase (+)/ Decrease(-) during the year	
		Non-Plan	Plan				Total
			State Plan	CP and GOI Share of CSS			
(In lakh of ₹)							
C- CAPITAL ACCOUNT OF ECONOMIC SERVICES-contd.							
(g)- Capital Account of Transport-contd.							
5053- Capital Outlay on Civil Aviation-concd.							
02- Air Ports-contd.							
800- Other Expenditure-							
Aggregate of Schemes each costing ₹.one crore and less	--	--	--	--	--	13.68	
Work/projects on which no expenditure has been incurred during the last five years	--	--	--	--	--	23,56.08	
Total-800	2,62.51	--	2,60.79	--	2,60.79	1,46,80.61 (-) 0.65	
	--	--	--	--	--	23,56.08	
Total-02	2,62.51	--	2,60.79	--	2,60.79	1,46,80.61 (-) 0.65	
	--	--	--	--	--	43,39.62	
80- General-							
003- Training and Education-							
Work/projects on which no expenditure has been incurred during the last five years	--	--	--	--	--	1,67.70	
Total-003	--	--	--	--	--	1,67.70	
Total-80	--	--	--	--	--	1,67.70	
	2,62.51	--	2,60.79	--	2,60.79	1,46,80.61 (-) 0.65	
Total-5053	--	--	--	--	--	45,07.32	
5054- Capital Outlay on Roads and Bridges							
01- National Highways-							
337- Road Works-							
Work/projects on which no expenditure has been incurred during the last five years	--	--	--	--	--	1,02.16	
Total-337	--	--	--	--	--	1,02.16	
800- Other Expenditure							
Central Plan/Centrally Sponsored Schemes	--	--	--	--	--	11,33.05	
Total-01	--	--	--	--	--	11,33.05	
	--	--	--	--	--	1,02.16	

13. DETAILED STATEMENT OF CAPITAL EXPENDITURE

Nature of expenditure	Expenditure during 2009-10	Expenditure during 2010-11			Expenditure to end of 2010-2011	% Increase (+)/ Decrease(-) during the year	
		Non-Plan	Plan				Total
			State Plan	CP and GOI Share of CSS			
(In lakh of ₹)							
C- CAPITAL ACCOUNT OF ECONOMIC SERVICES-contd.							
(g)- Capital Account of Transport-contd.							
5054- Capital Outlay on Roads and Bridges							
03- State Highways-							
052- Machinery and Equipment-							
Purchase of Bulldozer	..	--	--	--	--	15,64.34	
New Purchases	2,48.85	--	2,48.85	2,48.85	Not Computable
Aggregate of Schemes each costing ₹ one crore and less	95.26	--	44.37	--	44.37	1,39.63	(-) 53.42
Work/projects on which no expenditure has been incurred during the last five years	--	--	--	--	--	25.66	
Total-052	95.26	--	2,93.22	--	2,93.22	19,52.82	(+) 207.81
	--	--	--	--	--	25.66	
101- Bridges-							
Construction & Strengthening of Bridges	34,32.33	--	49,77.74	--	49,77.74	2,82,38.69	(+) 45.02
Work/projects on which no expenditure has been incurred during the last five years	--	--	--	--	--	74,43.04	
Total-101	34,32.33	--	49,77.74	--	49,77.74	2,82,38.69	(+) 45.02
	--	--	--	--	--	74,43.04	
337- Road Work-							
Work/projects on which no expenditure has been incurred during the last five years	--	--	--	--	--	3,04,27.06	
Total-337	--	--	--	--	--	3,04,27.06	
799- Suspense							
Stock	(-)1,41.74	--	1,95.86	--	1,95.86	(-) 8,55.49	(+) 238.18
Misc. works Advance	94.10	--	(-) 4,14.87	--	(-) 4,14.87	18,42.19	(-) 540.88

13. DETAILED STATEMENT OF CAPITAL EXPENDITURE

Nature of expenditure	Expenditure during 2009-10	Expenditure during 2010-11			Expenditure to end of 2010-2011	% Increase (+)/ Decrease(-) during the year
		Non-Plan	Plan	Total		
			State Plan	CP and GOI Share of CSS		
(In lakh of ₹)						
C- CAPITAL ACCOUNT OF ECONOMIC SERVICES-contd.						
(g)- Capital Account of Transport-contd.						
5054- Capital Outlay on Roads and Bridges-contd.						
03- State Highways-concltd.						
799- Suspense						
Work/projects on which no expenditure has been incurred during the last five years					24,53.71	
	(-)47.64	--	(-) 2,19.01	--	(-) 2,19.01	(-) 359.71
Total-799		--		--		24,53.71
	34,79.95	--	50,51.95	--	50,51.95	3,11,78.21 (+) 45.17
Total-03	--	--	--	--	--	4,03,49.47
04- District and Other Roads-						
101- Bridge						
Work/projects on which no expenditure has been incurred during the last five years	--	--	--	--	94.54	--
Total-101	--	--	--	--	94.54	
337- Road Works-contd.						
Completion of running work in canal sides in the State	--	--	--	--	88.91	--
Work/projects on which no expenditure has been incurred during the last five years					34,14,67.79	
Total-337	--	--	--	--	88.91	
	--	--	--	--	34,14,67.79	

13. DETAILED STATEMENT OF CAPITAL EXPENDITURE

Nature of expenditure	Expenditure during 2009-10	Expenditure during 2010-11			Expenditure to end of 2010-2011	% Increase (+)/ Decrease(-) during the year	
		Non-Plan	Plan				Total
			State Plan	State Share of CSS			
(In lakh of ₹)							
C- CAPITAL ACCOUNT OF ECONOMIC SERVICES-contd.							
(g) Capital Account of Transport-contd.							
5054- Capital Outlay on Roads and Bridges-contd.							
04- District and Other Roads-contd.							
796- Tribal Area Sub-Plan							
Special Component Plan for SCs	--	--	--	--	--	26,88.67 --	
Current Construction work	24,13.72	--	19,93.11	--	19,93.11	68,99.92 (-) 17.42	
New construction Work		--	0.74	--	0.74	50,45.03 Not Computable	
Centrally Sponsored Schemes	87.25	--				87.25 (-) 100.00	
Acquisition of land for Road and Bridge etc		--	1,24.09	--	1,24.09	6,29.48 Not Computable	
Aggregate of Schemes each costing ` one crore and less	70.25	--		--		1,03.80 (-) 100.00	
Total-796	25,71.22	--	21,17.94	--	21,17.94	1,54,54.15 (-) 17.62	
799- Suspense	--	--	--	--	--	(-) 11.19	
Total-799	--	--	--	--	--	(-) 11.19	
800- Other Expenditure							
State work	2,82,88.48	--	3,09,54.95	--	3,09,54.95	23,68,87.15 (+) 9.42	
Central Plan/Centrally Spon. Scheme	6,67.42	--	--	80.09	80.09	77,10.63 (-) 88.00	
Work done from Central Road fund	40,12.69	--	--	26,57.66	26,57.66	1,35,68.07 (-) 33.76	
Land acquisition for Road/Building/Bridges	42,99.95	--	71,02.40	--	71,02.40	3,41,09.96 (+) 65.17	
Reconstruction of ways damaged by flood & Earthquake	--	--	--	--	--	7,28.77	
Special Component Plan for Scheduled Caste's	61,96.10	--	66,85.90	--	66,85.90	3,31,85.66 (+) 7.90	
District Plan	50,00.00	46.50	72,68.30	--	73,14.80	4,75,54.22 (+) 46.29	

13. DETAILED STATEMENT OF CAPITAL EXPENDITURE

Nature of expenditure	Expenditure during 2009-10	Expenditure during 2010-11				Expenditure to end of 2010-2011	% Increase (+)/ Decrease(-) during the year
		Non-Plan	Plan		Total		
			State Plan	CP and GOI Share of CSS			
(In lakh of ₹)							
C- CAPITAL ACCOUNT OF ECONOMIC SERVICES-contd.							
(g) Capital Account of Transport-contd.							
5054- Capital Outlay on Roads and Bridges-contd.							
04- District and Other Roads-concltd.							
800- Other Expenditure							
Strengthening of Roads under World Bank	2,38,88.74	--	2,50,11.30	--	2,50,11.30	6,11,44.41 (+) 4.69	
NABARD Sponsored	--	--	--	--	--	56,69.25	
Aggregate of Schemes each costing ` one crore and less	--	--	--	--	--	1,30.55	
Total 800	7,23,53.37	46.50	7,70,22.85	27,37.75	7,98,07.10	44,06,88.67 (a) (+) 10.30	
Total-04	7,49,24.60	46.50	7,91,40.79	27,37.75	8,19,25.04	45,62,20.54 (+) 9.34	
	--	--	--	--	--	34,15,62.33	
05- International and Economic important roads-							
337- Road works-							
Work/projects on which no expenditure has been incurred during the last five years						35,14.11	
Total -337	--	--	--	--	--	35,14.11	
Total -05	--	--	--	--	--	35,14.11	
80- General-							
001- Direction and Administration						1.69	
Total-001	--	--	--	--	--	1.69	
004- Investigation (State Sector)						7.26	
Total - 004	--	--	--	--	--	7.26	

(a) Includes a clearance of O.B Suspense of ₹ 66.40 lakh.

13. DETAILED STATEMENT OF CAPITAL EXPENDITURE

Nature of expenditure	Expenditure during 2009-10	Expenditure during 2010-11			Expenditure to end of 2010-2011	% Increase (+)/ Decrease(-) during the year	
		Non-Plan	Plan				Total
			State Plan	CP and GOI Share of CSS			
(In lakh of ₹)							
C- CAPITAL ACCOUNT OF ECONOMIC SERVICES-contd.							
(g) Capital Account of Transport-contd.							
5054- Capital Outlay on Roads and Bridges-concd.							
80- General-							
190- Investment in Public Sector and Other Undertakings-							
Share capital to Uttarakhand Infrastructure Dev. Corporation	1,00.00	--	2,00.00	--	2,00.00	5,00.00 (+) 100.00	
Work/projects on which no expenditure has been incurred during the last five years	--	--	--	--	--	2,18,09.22	
Total-190	1,00.00	--	2,00.00	--	2,00.00	5,00.00 (+) 100.00	
800- Other Expenditure-							
Work/projects on which no expenditure has been incurred during the last five years	--	--	--	--	--	12,78,26.02	
Total-800	--	--	--	--	--	12,78,26.02	
Total-80	1,00.00	--	2,00.00	--	2,00.00	5,01.69 (+) 100.00	
797- Transfer to from Reserve Fund and Deposit Accounts	--	--	--	--	--	(-) 2,90.00	
Total-5054	7,85,04.55	46.50	8,43,92.74	27,37.75	8,71,76.99	48,90,33.49 (+) 11.04	
5055- Capital Outlay on Road Transport-							
050- Lands and Buildings							
Cost of Land acquisition for Broad Guage railway line at Khatema Kechha	--	--	--	--	--	3,73.10	
Construction of Residential / Non- Residential buildings for Transport Commissioner/ Dist. Employees	1,00.00	--	1,13.45	--	1,13.45	13,73.82 (+) 13.45	
Construction of Railway Track between Muzzafar Nagar and Roorkee	20,00.00	--	60,00.00	--	60,00.00	80,00.00 (+) 200.00	
Purchase of land & Construction of Building for Driving Training Centre at Haldwani	96.30	--	--	--	--	96.30 (-) 100.00	
Establishment of testing lab in Rishkesh.	--	--	--	--	--	10.46	

13. DETAILED STATEMENT OF CAPITAL EXPENDITURE

Nature of expenditure	Expenditure during 2009-10	Expenditure during 2010-11				Expenditure to end of 2010-2011	% Increase (+)/ Decrease(-) during the year	
		Non-Plan	Plan					Total
			State Plan	State Share of CSS	CP and GOI Share of CSS			
(In lakh of ₹)								
C- CAPITAL ACCOUNT OF ECONOMIC SERVICES-contd.								
(g) Capital Account of Transport-concl.								
5055- Capital Outlay on Road Transport-								
050- Lands and Buildings								
Establishment of Driving Training Centre in Dehradun	62.42	--	1,75.15	--	1,75.15	8,20.34	(+) 180.59	
Consultation fee for DPR construction under JNNURM			32.76		32.76	32.76	Not Computable	
	22,58.72	--	63,21.36	--	63,21.36	1,07,06.78	(+) 179.86	
Total-050								
190- Investment in Public Sector and Other Undertakings-								
Share Capital in Uttaranchal Transport Corporation		--	1,79.09	--	1,79.09	92,77.59	Not Computable	
Work/projects on which no expenditure has been incurred during the last five years						1,94,58.23		
Total-190		--	1,79.09	--	1,79.09	92,77.59	Not Computable	
		--	--	--	--	1,94,58.23		
800- Other Expenditure-								
Work/projects on which no expenditure has been incurred during the last five years	--	--	--	--	--	(-)9,97.76		
Total-800	--	--	--	--	--	(-)9,97.76		
Total-5055	22,58.72	--	65,00.45		65,00.45	1,99,84.37	(+) 187.79	
	--	--				1,84,60.47		
Total-(g) Capital Account of Transport	8,10,25.78	46.50	9,11,53.98	27,37.75	9,39,38.23	52,36,98.47	(+) 15.93	
	--	--				55,78,48.36		

13. DETAILED STATEMENT OF CAPITAL EXPENDITURE

Nature of expenditure	Expenditure during 2009-10	Expenditure during 2010-11			Expenditure to end of 2010-2011	% Increase (+)/ Decrease(-) during the year
		Non-Plan	Plan	Total		
			State Plan	CP and GOI Share of CSS		
(In lakh of ₹)						
C- CAPITAL ACCOUNT OF ECONOMIC SERVICES-contd.						
(i) Capital Account of Science, Technology and Environment-						
5425- Capital Outlay on Other Scientific and Environmental Research-						
800- Other Expenditure						--
Work/projects on which no expenditure has been incurred during the last five years					4,08.87	--
Total-800	--	--	--	--	4,08.87	
Total-5425	--	--	--	--	4,08.87	
Total-(i) Capital Account of Science Technology and Environment	--	--	--	--	4,08.87	
(j) Capital Account of General Economic Services-						
5452- Capital Outlay on Tourism-						
01- Tourist Infrastructure-						
102- Tourist Accommodation-						
Work/projects on which no expenditure has been incurred during the last five years					11,22.18	--
Total-102	--	--	--	--	11,22.18	
Total-01	--	--	--	--	11,22.18	
80- General-						
104- Promotion and Publicity-						
Central Plan/ Centrally Sponsored Schemes	9,64.40	--	--	22,00.03	22,00.03	1,08,36.96 (+) 128.12
State Sector	15,85.05	--	23,09.08	--	23,09.08	1,59,25.47 (+) 45.67
Development of Kumaun Mandal for Kailash Mansarovar	--	--	--	--	--	13,12.34

13. DETAILED STATEMENT OF CAPITAL EXPENDITURE

Nature of expenditure	Expenditure during 2009-10	Expenditure during 2010-11				Expenditure to end of 2010-2011	% Increase (+)/ Decrease(-) during the year
		Non-Plan	Plan		Total		
			State Plan	CP and GOI Share of CSS			
(In lakh of ₹)							
C- CAPITAL ACCOUNT OF ECONOMIC SERVICES-contd.							
(j) Capital Account of General Economic Services-contd.							
5452- Capital Outlay on Tourism - contd							
80- General-contd.							
104- Promotion and Publicity-							
District Plan	3,49.95	--	12,28.50	--	12,28.50	62,60.76	(+) 251.05
New Scheme for Tourism Development	--	--	--	--	--	--	
Aggregate of Schemes each costing ` . one crore and less	--	--	--	--	--	51.76	
Work/projects on which no expenditure has been incurred during the last five years						1,12,92.93	
Total-104	28,99.40	--	35,37.58	22,00.03	57,37.61	3,43,87.29	(+) 97.88
	--	--	--	--	--	1,12,92.93	
190- Investment in Public Sector and Other Undertakings-							
Work/projects on which no expenditure has been incurred during the last five years						6,17.53	
Total-190	--	--	--	--	--	6,17.53	
796- Tribal Sub Plan							
Special Component Plan for Schedule Casts (SCs)		--	--	--	--	10,98.72	
Distt. Plan	11.37	--	14.85	--	14.85	61.56	(+) 30.60
Total-796	11.37	--	14.85	--	14.85	11,60.28	(+) 30.60
800- Other Expenditure-							
Special Component plan for Schedule Caste		--	--	--	--	2,89.80	
Work/projects on which no expenditure has been incurred during the last five years		--	--	--	--	7,01.40	
Total-800	--	--	--	--	--	2,89.80	
	29,10.77	--	--	--	--	3,00,84.91	(-) 100.00
Total-80	--	--	--	--	--	1,26,11.86	
	29,10.77	--	35,52.43	22,00.03	57,52.46	3,58,37.37	(+) 97.62
Total-5452	--	--	--	--	--	1,37,34.04	

(a) Includes a clearance of O.B Suspense of ₹ 10.00 lakh.

13. DETAILED STATEMENT OF CAPITAL EXPENDITURE

Nature of expenditure	Expenditure during 2009-10	Expenditure during 2010-11			Expenditure to end of 2010-2011	% Increase (+)/ Decrease(-) during the year
		Non-Plan	Plan	Total		
			State Plan	CP and GOI Share of CSS		
(In lakh of ₹)						
C- CAPITAL ACCOUNT OF ECONOMIC SERVICES-contd.						
5455- Capital Outlay on Meteorology-						
800- Other Expenditure-						
Work/projects on which no expenditure has been incurred during the last five years	--	--	--	--	--	1,34.62 --
Total-800	--	--	--	--	--	1,34.62
Total-5455	--	--	--	--	--	1,34.62
5465- Investment in General Financial and Trading Institutions-						
01- Investment in General Financial Institutions-						
190- Investment in Public Sector and Other Undertakings-						
Work/projects on which no expenditure has been incurred during the last five years						44,47.70
Total-190	--	--	--	--	--	44,47.70
Total-01	--	--	--	--	--	44,47.70
02- Investment in Trading Institutions-						
190- Investment in Public Sector and Other Undertakings- Investment in the Share Capital of						
Work/projects on which no expenditure has been incurred during the last five years	--	--	--	--	--	7,05.79 --
Total-190	--	--	--	--	--	7,05.79
Total-02	--	--	--	--	--	7,05.79
901- Deduct-Receipts and Recoveries on Capital Account	--	--	--	--	--	(-) 88.45 --
Total-5465	--	--	--	--	--	50,65.04

13. DETAILED STATEMENT OF CAPITAL EXPENDITURE

Nature of expenditure	Expenditure during 2009-10	Expenditure during 2010-11				Expenditure to end of 2010-2011	% Increase (+)/ Decrease(-) during the year
		Non-Plan	Plan		Total		
			State Plan	CP and GOI Share of CSS			
(In lakh of ₹)							
C- CAPITAL ACCOUNT OF ECONOMIC SERVICES-contd.							
(j)- Capital Account of General Economic Services-concltd.							
5475- Capital Outlay on Other General Economic Services-							
190- Investment in Public Sector and Other Undertakings-							
Work/projects on which no expenditure has been incurred during the last five years	--	--	--	--	--	20.01	--
Total-190	--	--	--	--	--	20.01	
202- Compensation to Landholder on abolition of Zamindari System	--	--	--	--	--	(-) 14,23.55	--
Total-202	--	--	--	--	--	(-) 14,23.55	
Total-5475	--	--	--	--	--	(-)14,03.54	
Total-(j) Capital Account of General Economic Services	29,10.77	--	35,52.43	22,00.03	57,52.46	3,58,37.37	(+) 97.62
	--	--			--	1,75,30.16	
TOTAL-C-CAPITAL ACCOUNT OF ECONOMIC SERVICES	14,28,69.84	(-) 15,33.58	12,81,58.07	2,48,64.75	15,14,89.24	1,02,84,34.87	(+) 6.03
						2,12,76,45.84	
Gross Total	16,46,73.37	(-) 5,69.58	15,80,26.47	2,78,24.87	18,54,84.21	1,35,22,94.33	(+) 12.63
	--	2,02.45	--	--	--	2,54,51,79.51	

13. DETAILED STATEMENT OF CAPITAL EXPENDITURE

INVESTMENT AND OTHER CAPITAL EXPENDITURE

Major Heads	Expenditure during 2010-11		Progressive expenditure to the end of 2010-11	
	Investment	Other Capital Expenditure	Investment	Other Capital Expenditure
(In lakh of ₹)				
4055-	Capital Outlay on Police	12,72.13		2,47,12.73
4058 -	Capital Outlay on Stationery and Printing.	..		6,05.87
4059 -	Capital Outlay on Public Works.	91,98.77		9,83,97.40
4202-	Capital Outlay on Education, Sport, Art & Culture	1,21,36.70		8,32,31.96
4210-	Capital Outlay on Medical & Public Health	67,74.66		6,43,20.87
4211-	Capital Outlay on Family Welfare	5,07.63		45,20.80
4216-	Capital Outlay on Housing	27,24.90		1,42,04.10
4225-	Capital Outlay on Welfare of S.C., S.T. and OBC	8,36.60	9,49.25	2,58,87.69
4235-	Capital Outlay on Social Security and Welfare	5,43.58	40.20	46,81.81
4250-	Capital Outlay on Other Social Services	..	3,10.00	19,96.78
4401-	Capital Outlay on Crop Husbandry	16,87.53	..	43,70.97
4403-	Capital Outlay on Animal Husbandry	9,21.09		42,35.95
4404-	Capital Outlay on Dairy Development	..	21.00	20,97.34
4405-	Capital Outlay on Fisheries	69.12		11,06.93
4406-	Capital Outlay on Forestry and Wild Life	16,47.17		1,41,19.92
4408-	Capital Outlay on Food Storage and Warehousing	(-) 18,85.15		59,10.63
4425-	Capital Outlay on Cooperation	(-) 4,93.15	41,83.29	(-) 78.26
4515-	Capital Outlay on Other Rural Development Programmes	91,82.06		5,70,79.55
4551-	Capital Outlay on Hill Areas		1,00.00	1,12,36.19
4700-	Capital Outlay on Major Irrigation	1,89,69.30	..	9,30,81.79
4701-	Capital Outlay on Medium Irrigation	2,03.39		1,51,42.85

13. DETAILED STATEMENT OF CAPITAL EXPENDITURE

INVESTMENT AND OTHER CAPITAL EXPENDITURE

Major Heads	Expenditure during 2010-11		Progressive expenditure to the end of 2010-11	
	Investment	Other Capital Expenditure	Investment	Other Capital Expenditure
(In lakh of ₹)				
4702-		1,34,48.66		10,27,56.02
4711-		20,62.80		1,62,00.81
4801-	56,71.00	..	16,81,16.21	3,54.48 ..
4851-		3,14.73		45,03.15
4859-		..	34.28	1,82,61.28
4885-	(-) 5,39,35.35	
5053-		2,60.79	i	1,46,80.61
5054-	2,00.00	8,69,76.99	5,00.00	48,85,33.49
5055-	1,79.09	63,21.36	92,77.59	1,07,06.78
5452-		57,52.46	..	3,58,37.37
	Total	55,56.94	17,99,27.27	12,95,96.47
	GRAND TOTAL	18,54,84.21		1,22,26,97.86
				1,35,22,94.33

14. DETAILED STATEMENT OF INVESTMENTS OF THE GOVERNMENT

Section -2: Details of investment upto 2010-11

Sl. No	Name of the Concern	Year (s) of Investment	Details of Investment			Amount Invested	% of Govt. Investment to the total paid-up Capital	Dividend received and Credited to Govt. during the year	Dividend declared but not credited to Govt. account	Remarks
			Type	Number of Shares	Face value of each Share					
1	2	3	4	5	6	7	8	9	10	11
						(In lakh of ₹)				
I-STATUTORY CORPORATIONS-										
1.	U.P.Financial Corporation, Kanpur	From 1954 to 1993-94	Share Capital	6311500	0.001	63,11.50	63.11
			Special Capital		0.001	33.5				
		1995-96	Quasi-Equity Loan			9,80.18				
2.	U.P.State Warehousing Corporation Lucknow	1958-59 to 1999-2000	Equity Other Capital	558250	0.001	5,58.25 2,20.70	(a)	# Share Certificates have to be issued by Corporation
3.	U.P.State Road Transport Corporation Lucknow	Upto 2000-2001	Share Capital	(a)	(a)	2,52,11.49	(a)
4.	Uttaranchal Transport Corporation	Up to 2010-11	Share Capital	(a)	(a)	92,77.59	(b) (a)
						Total-Statutory Corporation	92,77.59 (b) 3,33,15.62
II GOVERNMENT COMPANIES-										
1	Share Capital in Schedule Tribe Develop. Corp. for Self Employment of ST's	Up to 2010-11	Share Capital	(a)	(a)	2,70.30	(b) (a)
2	Share Capital for Minorities Finance and Development Corporation	Up to 2010-11	Share Capital	(a)	(a)	4,00.00	(b) (a)

14. DETAILED STATEMENT OF INVESTMENTS OF THE GOVERNMENT

Sl. No	Name of the Concern	Year (s) of Investment	Details of Investment			Amount Invested	% of Govt. Investment to the total paid-up Capital	Dividend received and Credited to Govt. during the year	Dividend declared but not credited to Govt. account	Remarks
			Type	Number of Shares	Face value of each Share					
1	2	3	4	5	6	7	8	9	10	11
							(In lakh of ₹)			
II	Government Companies-contd.									
3	Share Capital to SC's Develop. Corporation for Self Employment of SC's	Up to 2010-11	Share Capital	(a)	(a)	5,09.10 (b)	(a)			
4	Uttaranchal Hydro Elect. Corp.	Up to 2010-11	Share Capital	(a)	(a)	5,39,74.37 (b)	(a)			
5	Uttaranchal Power Corporation	Up to 2010-11	Share Capital	(a)	(a)	6,31,24.55 (b)	(a)			
6	Share Capital in Handicapped Develop. Corp. for Self Employment of Handicaps	Up to 2010-11	(a)	(a)	(a)	30.00 (b)	(a)			
7	Electronic Corporation of Uttaranchal	Up to 2010-11	(a)	(a)	(a)	34.28 (b)	(a)			
8	Project Development Corporation	Up to 2010-11	(a)	(a)	(a)	3,00.00 (b)	(a)			
9	Invest in Power Corporation Fund	Up to 2010-11	(a)	(a)	(a)	4,90,57.29 (b)	(a)			
10	State Industrial Development Corporation of Uttaranchal	Up to 2010-11	(a)	(a)	(a)	(-) 5,39,40.35(#) (b)	(a)			
11	Share Capital for Backward Classes Finance and Development Corporation	Up to 2010-11	Share Capital	(a)	(a)	30.00 (b)	(a)			
12	Share capital to Uttarakhand Infrastructure Development Corporation	Up to 2010-11	Share Capital	(a)	(a)	5,00.00 (b)	(a)			
13	Externally aided Scheme	Up to 2010-11	..	(a)	(a)	16,59.00 (b)	(a)			
14	Others See footnote (a) at page no 218 in statement 13.	Up to 2010-11	Share Capital	(a)	(a)	67.05 (b)	(a)			

14. DETAILED STATEMENT OF INVESTMENTS OF THE GOVERNMENT

Sl. No	Name of the Concern	Year (s) of Investment	Details of Investment			Amount Invested	% of Govt. Investment to the total paid-up Capital	Dividend received and Credited to Govt. during the year	Dividend declared but not credited to Govt. account	Remarks
			Type	Number of Shares	Face value of each Share					
1	2	3	4	5	6	7	8	9	10	11
(In lakh of ₹)										
II Government Companies-contd.										
15	The Indian Turpentine and Rosin Company Limited, Bareilly	1950 1985	Ordinary `A` Ordinary `B` Ordinary `C`	60000 23100 110000	0.0001 (a) 0.0001	6.00 2.43 11.00	85	(*)Purchase price of the scheme is Rs. 2.74 lakh as shown under-12325 Ordinary "A" class shares of Rs.10 each purchased @ Rs.14 each and 5 thousand Ordinary "A" class share of Rs. 10 each purchased at par, 2710 ordinary "A" class shares of Rs. 3 @ Rs.4 each and 301 ordinary "A" class shares of Rs 3 at par.Ten thousand ordinary "B" class shares of Rs. 3 @ Rs. 4 purchased. Factory closed from 1953. Liquidation is being done w.e.f.September 1973.
16	Indian Bobbin Company Limited, Bareilly	1950-51	Ordinary `A` Ordinary `A` Ordinary `B`	17325 3011 10000	0.0001 0.00003 0.00003	2.22 0.12 0.40	69.53	(*)
17	U.P.State Industrial Development Corporation Ltd., Kanpur	1961-62 to 1995-96	Equity	2407510	0.001	24,07.51	100	48,15
18	Central Fisheries Corporation Limited Howrah, Calcutta	1965-66	Ordinary	5	1	5	8.5
19	U.P. Export Corporation Limited Lucknow	1975-76 to 1997-98	Equity	63427	0.01	6,34.27	91	The company is directed to be wound up by an order dated 17th June , 1983 of the Hon'ble High Court.
20	U.P.State Textile Corporation Limited, Kanpur	Upto 1996-97	Ditto	16079365	0.001	1,60,79.37	100

14. DETAILED STATEMENT OF INVESTMENTS OF THE GOVERNMENT

Sl. No	Name of the Concern	Year (s) of Investment	Details of Investment			Amount Invested	% of Govt. Investment to the total paid-up Capital	Dividend received and Credited to Govt. during the year	Dividend declared but not credited to Govt. account	Remarks
			Type	Number of Shares	Face value of each Share					
1	2	3	4	5	6	7	8	9	10	11
						(In lakh of ₹)				
II	Government Companies-contd.									
21	U.P.Small Industries Corporation Limited, Kanpur	Upto 1995-96	Ditto	596050	0.001	5,96.05	100
22	The Rashtriya Pariyojna Nirman Nigam Limited, New Delhi.	1961-62	Ditto	1000	0.01	10.00	0.33
23	U.P.State Agro Industrial Corporation Limited, Lucknow	1967-68 to 1998-99	Ordinary	3667169	0.001	36,67.17	92
24	Mohammadabad Peoples Tennery (P) Limited, Farrukhabad/Lucknow.	Upto 1989-90	Equity	3060	0.001	3.06	51
25	U.P.State Sugar Corporation Limited, Lucknow	1970-71 to 1999-2000	Ditto	48001920	0.001	4,80,01.92	100
26	U.P.Bundelkhand Vikas Nigam Limited, Jhansi	Upto 1993-94	Ditto	123300	0.001	1,23.30	100
27	U.P.Poorvanchal Vikas Nigam Limited, Faizabad	Upto 1986-87	Share Capital	129800	0.001	1,29.80	100
28	Kumaon Mandal Vikas Nigam Limited	Upto 1998-99	Equity	1341880	0.001	13,41.88	100

14. DETAILED STATEMENT OF INVESTMENTS OF THE GOVERNMENT

Sl. No	Name of the Concern	Year (s) of Investment	Details of Investment			Amount Invested	% of Govt. Investment to the total paid-up Capital	Dividend received and Credited to Govt. during the year	Dividend declared but not credited to Govt. account	Remarks
			Type	Number of Shares	Face value of each Share					
1	2	3	4	5	6	7	8	9	10	11
						(In lakh of ₹)				
II Government Companies-contd.										
29	Pradeshya Industrial and Investment Corporation of U.P., Lucknow	Upto 1999-2000	Equity	11057500	0.001	1,10,57.50	81.56	
30	U.P.State Cement Corporation, Churk, Sonbhadra	1972-73 to 1990-91	Ditto	6828000	0.001	68,28.00	100	
31	U.P.State Bridge Corporation Limited, Lucknow	Upto 1994-95	Ditto	1000000	0.001	10,00.00	100	
32	U.P.State Handloom Corporation Limited Kanpur	Upto 1998-99	Ditto	36444920	0.0001	36,44.49	77.41	
33	U.P.State Mineral Development Corporation Limited, Lucknow	Upto 1999-2000	Equity	5943482	0.001	59,43.48	100	
34	U.P.State Tourism Development Corporation Limited, Lucknow	1974-75 to 1996-97	Equity	1512531	0.001	15,12.53	100	
35	U.P.Panchayati Raj Vitta Evam Vikas Nigam Limited, Lucknow	1973-74 to 1989-90	Ditto	77766	0.001	77.77	52.61	

14. DETAILED STATEMENT OF INVESTMENTS OF THE GOVERNMENT

Sl. No	Name of the Concern	Year (s) of Investment	Details of Investment			Amount Invested	% of Govt. Investment to the total paid-up Capital	Dividend received and Credited to Govt. during the year	Dividend declared but not credited to Govt. account	Remarks
			Type	Number of Shares	Face value of each Share					
1	2	3	4	5	6	7	8	9	10	11
						(In lakh of ₹)				
II Government Companies-contd.										
36	U.P.State Leather Development Corporation Limited, Agra	1973-74 to 1991-92	Ditto	573940	0.001	5,73.94	100
37	Prayag Chitrakut Krishi Evam Godhan Vikas Nigam Limited	1975-76	Ditto	44000	0.001	44.00	88
38	U.P.Pashudhan Udyog Nigam Limited, Aligarh/Lucknow	1975-76 to 1992-93	Ditto	272084	0.001	2,72.08	76.8
			Share Application Money	(a)	(a)	63	(a)
39	Gandak Samadesh Kshetriya Vikas Nigam Limited	Upto 1976-77	Equity	46000	0.001	46.00	44	Under liquidation from June 1977.
40	U.P.Brassware Corporation Limited, Moradabad	Upto 1991-92	Ditto	527860	0.001	5,27.86	100
41	U.P.State Food and Essential Commodities Corporation Ltd. Lucknow	1974-75 to 1993-94	Ditto	500000	0.001	5,00.00	100
			Share Application Money	50.4	100
42	U.P.Scheduled Castes Finance and Development Corporation, Ltd.Lucknow	Upto 1998-99	..	5989312	0.001	59,89.31	51.56

14. DETAILED STATEMENT OF INVESTMENTS OF THE GOVERNMENT

Sl. No	Name of the Concern	Year (s) of Investment	Details of Investment			Amount Invested	% of Govt. Investment to the total paid-up Capital	Dividend received and Credited to Govt. during the year	Dividend declared but not credited to Govt. account	Remarks
			Type	Number of Shares	Face value of each Share					
1	2	3	4	5	6	7	8	9	10	11
						(In lakh of ₹)				
II Government Companies-contd.										
43	U.P.Rajkiya Nirman Nigam Limited, Lucknow	1975-76 to 1977-78	Equity	10000	0.01	1,00.00	100	
44	Garhwal Anusuchit Janjati Vikas Nigam Limited, Pauri Garhwal (Dehradun).	Upto 1995-96	Ditto	20000	0.001	20.00	40	
45	Kumaon Anusuchit Janjati Vikas Nigam Limited, Nainital	Upto 1991-92	Ditto	22000	0.001	22.00	44	
46	Tarai Anusuchit Janjati Vikas Nigam Limited, Lucknow	Upto 1987-88	Ditto	45000	0.001	45.00	100	
47	U.P.(Poorva) Ganna Beej Evam Vikas Nigam Limited, Deoria "	1975-76 to 1995-96	Ditto	22730	0.001	22.73	75.64	
48	U.P.(Pashchimi) Ganna Beej Evam Vikas Nigam Limited, Muzaffarnagar.	Upto 1995-96	Ditto	50500	0.001	50.50	82.34	
49	U.P.(Madhya) Ganna Beej Evam Vikas Nigam Limited, Lucknow	1975-76 to 1995-96	Ditto	15300	0.001	15.30	65.67	

14. DETAILED STATEMENT OF INVESTMENTS OF THE GOVERNMENT

Sl. No	Name of the Concern	Year (s) of Investment	Details of Investment			Amount Invested	% of Govt. Investment to the total paid-up Capital	Dividend received and Credited to Govt. during the year	Dividend declared but not credited to Govt. account	Remarks
			Type	Number of Shares	Face value of each Share					
1	2	3	4	5	6	7	8	9	10	11
						(In lakh of ₹)				
II Government Companies-contd.										
50	U.P. (Rohilkhand-Tarai) Ganna Beej Evam Vikas Nigam Limited, Bajpur, Nainital	1975-76 to 1995-96	Ditto	38250	0.001	38.25	53.63		..	
51	U.P.Chalchitra Nigam Limited, Lucknow.	Upto 1989-90	Ditto	818424	0.001	8,18.42	100	
52	Meerut Mandal Vikas Nigam Limited, Meerut	Upto 1976-77.	Ditto	100000	0.001	1,00.00	100	
52	Varanasi Mandal Vikas Nigam Limited, Varanasi	Upto 1990-91	Ditto	70000	0.001	70.00	100		..	Activities of the Corporation are closed from 07-11-92
54	Allahabad Mandal Vikas Nigam Limited, Allahabad	Upto 1985-86	Ditto	67000	0.001	67.00	100	
55	U.P.Electronics Corporation Limited, Lucknow	1974-75 to 2000-2001	Share Capital	8453480	0.001	84,53.48	100		..	#The Company has been reported to be wound up since August 92. The Government contribution of Rs.1,25,00 thousands has been transferred to a new company M/s Volga Food Limited Shyamnagar Badayoon. As no information has been received from M/s Volga Food Ltd. The investment is being shown against the earlier company
56	Lucknow Mandaliya Vikas Nigam Limited, Lucknow	Upto 1982-83	Equity	70000	0.001	70.00	100		..	
57	U.P.Pashchimi Kshetriya Vikas Nigam, Limited, Bareilly	Upto 1984-85	Ditto	125000	0.001	1,25.00 #	100		..	

14. DETAILED STATEMENT OF INVESTMENTS OF THE GOVERNMENT

Sl. No	Name of the Concern	Year (s) of Investment	Details of Investment			Amount Invested	% of Govt. Investment to the total paid-up Capital	Dividend received and Credited to Govt. during the year	Dividend declared but not credited to Govt. account	Remarks
			Type	Number of Shares	Face value of each Share					
1	2	3	4	5	6	7	8	9	10	11
						(In lakh of ₹)				
II Government Companies-contd.										
58	Gorakhpur Mandal Vikas Nigam Limited, Gorakhpur	Upto 1985-86	Ditto	93060	0.001	93.06	100		..	
59	Agra Mandal Vikas Nigam Limited, Agra.	1976-77	Ditto	100000	0.001	1,00.00	100		..	
60	U.P. Projects and Tubewells Corpn. Limited (Formerly known as U.P. Nalkoop Nigam, Lucknow)	1976-77 to 1996-97	Ditto	987000	0.001	9,87.00	90.8		..	
61	U.P.Samaj Kalyan Nirman Nigam (Formerly known as Harijan Evam Nirbal Varg Avas Nigam, Lucknow)	1976-77 to 1977-78	Ditto	15000	0.001	15.00	100	
62	Garhwal Mandal Vikas Nigam Limited, Dehradun	Upto 1995-96	Ditto	511500	0.001	5,11.50	100	
63	U.P.Development Systems Corporation Limited, Lucknow	1976-77 to 1987-88	Ditto	100000	0.001	1,00.00	100	
64	Auto Tractors Ltd., Pratapgarh	(a)	Ditto	5625900	0.0001	5,62.59	75.01	

14. DETAILED STATEMENT OF INVESTMENTS OF THE GOVERNMENT

Sl. No	Name of the Concern	Year (s) of Investment	Details of Investment			Amount Invested	% of Govt. Investment to the total paid-up Capital	Dividend received and Credited to Govt. during the year	Dividend declared but not credited to Govt. account	Remarks
			Type	Number of Shares	Face value of each Share					
1	2	3	4	5	6	7	8	9	10	11
						(In lakh of ₹)				
II Government Companies-contd.										
65	U.P.Land Development Corporation Lucknow	1978-79 to 1990-91	Ditto	15000	0.01	1,50.00	100	
66	U.P.Agricultural Implements Limited, Lucknow	Upto 1988-89	Equity	15000	0.001	15.00	89	
67	Kichcha Sugar Company Limited Nainital	Upto 1972-73	Ditto	32594	0.001	32.59	(a)	
68	U.P.Matsya Vikas Nigam Limited Lucknow	1979-80	Ditto	10700	0.01	1,07.00	100	
69	Moradabad Mandal Vikas Nigam Limited, Moradabad	1976-77 to 1985-86	Ditto	25000	0.001	25.00	100	
70	U.P.Rajya Vidyut Utpadan Nigam Limited, Lucknow	Upto 2000-2001	Ditto	17642450	0.01	17,64,24.50	100	
71	U.P.State Horticultural Produce Marketing and Processing Corporation	Upto 1990-91	Ditto	871680	0.001	8,71.68	97	

14. DETAILED STATEMENT OF INVESTMENTS OF THE GOVERNMENT

Sl. No	Name of the Concern	Year (s) of Investment	Details of Investment			Amount Invested	% of Govt. Investment to the total paid-up Capital	Dividend received and Credited to Govt. during the year	Dividend declared but not credited to Govt. account	Remarks
			Type	Number of Shares	Face value of each Share					
1	2	3	4	5	6	7	8	9	10	11
						(In lakh of ₹)				
II Government Companies-contd.										
72	U.P.Small Hydro-electric Corporation Limited, Lucknow	1985-86 to 1988-89	Equity Share Applicati	2000 } 5000 }	0.01 0.01	20.00 50.00	100	
73	U.P.Alp-Sankhyak Vitta Evam Vikas Nigam Limited, Lucknow	Upto 1999-2000	Money Equity	2899950	0.001	28,99.95	100	
74	U.P.Poultry and Live-stock Specialities Limited, Lucknow	1975-76 to 1998-99	Share Capital	293500	0.001	2,93.50	100	
75	U.P.Waqf Vikas Nigam Limited, Lucknow	1987-88 to	Equity	400000	0.001	4,00.00	100	
76	U.P.Police Avas Nigam Limited, Lucknow	1999-2000 1987-88 to	Equity	30000	0.01	3,00.00	100	
77	U.P.Hill Electronics Corporation Limited, Lucknow	1994-95 1986-87 to 1996-97	Share Capital	8,94.53	100	
78	U.P.Mahila Kalyan Nigam Limited Lucknow	1988-89 to 1992-93	Equity	61000	0.001	61	100	
79	U.P.Carbide and Chemicals Limited Dehradun	1979-80 to 1989-90	Ditto	6587300	0.0001	6,58.73

14. DETAILED STATEMENT OF INVESTMENTS OF THE GOVERNMENT

Sl. No	Name of the Concern	Year (s) of Investment	Details of Investment			Amount Invested	% of Govt. Investment to the total paid-up Capital	Dividend received and Credited to Govt. during the year	Dividend declared but not credited to Govt. account	Remarks
			Type	Number of Shares	Face value of each Share					
1	2	3	4	5	6	7	8	9	10	11
						(In lakh of ₹)				
II Government Companies-contd.										
80	U.P.Seed and Tarai Development Corpn. Ltd. Pantnagar	Upto 8-11-2000	Share Capital	96250	0.001	96.25	100	
81	U.P.Bhutpurva Sainik Kalyan Nigam Limited Lucknow	Upto 8-11-2000	Equity	42540	0.001	42.54	100	
						11,60,15.59 (b)				
Total Government Companies						30,68,80.96 (c)	48,15			
III Joint Stock Companies										
1	Katakhal Lal Bazaar Railway Company Limited, Calcutta	Inherited from the erstwhile States of Rampur, Tehri-Garhwal and Banaras	Ordinary	200	100 0.001	0.20	(a)	
2	Bankura Damodar River Valley Company Limited, Calcutta	Ditto	Ditto	200	0.001	0.20	0.60	
3	Balmer Lawrie and Company Limited, Calcutta	Ditto 1987	Ditto	2680	0.0001	0.27	(a)	
4	Union Jute Mills Limited, Calcutta	Ditto	Ditto	104	0.001	0.10	(a)	

14. DETAILED STATEMENT OF INVESTMENTS OF THE GOVERNMENT

Sl. No	Name of the Concern	Year (s) of Investment	Details of Investment			Amount Invested	% of Govt. Investment to the total paid-up Capital	Dividend received and Credited to Govt. during the year	Dividend declared but not credited to Govt. account	Remarks
			Type	Number of Shares	Face value of each Share					
1	2	3	4	5	6	7	8	9	10	11
						(In lakh of ₹)				
III	Joint Stock Companies									
5	Radico Khaitan Limited	Ditto 1958	Equity	10200	0.0001	1.02	0.09	
6	Rampur Engineering Company Limited, Rampur	Ditto	Ditto	1000	0.0001	0.10	0.10	
7	Textile Machinery Corporation Limited, Belgharia, Calcutta	Ditto	Ordinary	500 50	0.0001 0.001	0.05 0.05	(a)	
8	Messrs. Jagatjit Cotton and Textiles Mills Limited, New Delhi (formerly Sri Sadul Textiles Limited, Ganganagar, Rajasthan)	Ditto	5 % Cumulative Preference	2000	0.001	2.00	(a)	
9	The Pioneer Limited, Lucknow	Inherited from the erstwhile States of Rampur, Tehri-Garhwal and Banaras	Ordinary Ditto	250 150	0.0001 0.0001	0.03 0.01	(a) (a)	
10	Rampur Tannery and Manufacturing Company Limited, Rampur	Ditto 1986	Ditto	20000		0.15	18.6	

14. DETAILED STATEMENT OF INVESTMENTS OF THE GOVERNMENT

Sl. No	Name of the Concern	Year (s) of Investment	Details of Investment			Amount Invested	% of Govt. Investment to the total paid-up Capital	Dividend received and Credited to Govt. during the year	Dividend declared but not credited to Govt. account	Remarks
			Type	Number of Shares	Face value of each Share					
1	2	3	4	5	6	7	8	9	10	11
						(In lakh of ₹)				
III Joint Stock Companies										
11	Aluminium Corporation of India Limited, Calcutta	Ditto	Ordinary, Cumulative Preference, Ordinary	1591 100 795	0.0001 0.0001	0.16 0.10 8	(a)	
12	Bharat Nidhi Limited, New Delhi	Ditto	Ordinary Preference	2010 100	0.0001 0.001	0.20 0.10	(a) (a)	
13	Gwalior Sugar Company Limited, Gwalior	Ditto	Ordinary Preference	135 40	0.001 0.001	0.14 0.04	(a)	
14	Saharanpur Cold Storage Limited, Saharanpur.	Ditto	Ordinary	500	0.0001	0.05	(a)	
15	British Burma Petroleum Company Limited, Bombay	Ditto	Ditto	1500	1 sh.6d(1)	0.02	0.04	*	..	The Company has been merged in the Prism India Limited.
16	Ashok Leyland Limited, Madras	Ditto	Ordinary	18000	0.0001	1.8	(a)			
17	Nellimeralla Jute Mills Company Limited, Calcutta	Ditto 1969-70	Ordinary Ditto	2800 1120	0.0001 0.0001	0.28 0.11	(a)	

14. DETAILED STATEMENT OF INVESTMENTS OF THE GOVERNMENT

Sl. No	Name of the Concern	Year (s) of Investment	Details of Investment			Amount Invested	% of Govt. Investment to the total paid-up Capital	Dividend received and Credited to Govt. during the year	Dividend declared but not credited to Govt. account	Remarks
			Type	Number of Shares	Face value of each Share					
1	2	3	4	5	6	7	8	9	10	11
							(In lakh of ₹)			
III Joint Stock Companies										
18	Anglo Indian Jute Mills Company Limited, Calcutta	Inherited from the erstwhile States of Rampur, Tehri-Garhwal and Banaras 1960	Ditto	30	0.001	0.03	(a)	
		1963	Preference	4	0.001	..				
		1974-75	Ordinary	13	0.001	0.02				
		1981-82	Ditto	43	0.001	0.04				
19	Raza Textile Limited, Rampur	Inherited from the erstwhile States of Rampur Tehri-Garhwal and Banaras 1962	Preference "A"	250	0.001	0.25	(a)	
			Preference "B"	4538	0.0001	0.45				
			Preference "A"	150	0.001	0.15	0.28			
			Preference "B"	653	0.0001	0.07				
20	Dalmia Cement (Bharat) Ltd. Dalmiapuram, Tamilnadu	Ditto 1967-68	Ordinary	1125	0.0001	0.11	(a)	
			Ditto	450	0.0001	0.05				
		1992	Ditto	1575	0.0001	0.16				
		1994	Preference	1050	0.0001	0.16		
21	Tata Chemical Limited, Bombay	Ditto	Ordinary	6177	0.0001	0.62	(a)	
		1971-72	Preference	150	0.001	0.15				
		1975-76	Ordinary	3088	0.0001	0.31				
		1986	Bonus Equity	3706	0.0001	0.317				
		1995	Bonus Equity	238	0.0001	0.02				..
Total Joint Stock Companies						10.17 (c)			..	

14. DETAILED STATEMENT OF INVESTMENTS OF THE GOVERNMENT

Sl. No	Name of the Concern	Year (s) of Investment	Details of Investment			Amount Invested	% of Govt. Investment to the total paid-up Capital	Dividend received and Credited to Govt. during the year	Dividend declared but not credited to Govt. account	Remarks
			Type	Number of Shares	Face value of each Share					
1	2	3	4	5	6	7	8	9	10	11
						(In lakh of ₹)				
iv	Cooperative Societies and Federations.									
HOUSING COOPERATIVES-										
1	U.P.Co-operative Housing Federation	1969-70 to 1984-85	Equity	240600	0.001	2,40.60	73.5	
WARE-HOUSING AND MARKETING COOPERATIVES:-										
2	Sheep Shearing, Wool Grading and Marketing Co-operative Society Limited, Sumagra, Mirzapur.	1962-63	Ordinary	500	0.0001	5	90.9	
3	Pradeshik Coopertive Federation Ltd.,(1)	Upto 2000-2001	Ditto	503571	0.01	50,35.71	48.37	
4	District Co-operative and Development Federations (57).	Upto 2000-2001	"A" Class	569674	0.001	5,69.67	54.37	
5	Co-operative Marketing Societies in U.P.(266).	Upto 2000-2001	Ditto	4311961	0.001	43,11.96	77.7	
DAIRY COOPERATIVES:-										
6	Co-operative Milk Dairies, Union and Primaries (40).	Upto 1988-89	Government Share	924438	(a)	12,82.05	(a)	
7	Pradeshik Co-operative Dairy Federation Limited.	1965-66 to 1988-89	Ditto	134878	(a)	19,13.07

14. DETAILED STATEMENT OF INVESTMENTS OF THE GOVERNMENT

Sl. No	Name of the Concern	Year (s) of Investment	Details of Investment			Amount Invested	% of Govt. Investment to the total paid-up Capital	Dividend received and Credited to Govt. during the year	Dividend declared but not credited to Govt. account	Remarks	
			Type	Number of Shares	Face value of each Share						
1	2	3	4	5	6	7	8	9	10	11	
							(In lakh of ₹)				
iv	Cooperative Societies and Federations.										
8	Cooperative Sugar Factories in U.P. [21].	1956-57 to 1979-80	Ordinary	2316996	0.001 to 0.003	31,88.99	76		
		1981-82	(a)	(a)	(a)	9,07.00	(a)		
9	Investment in the Shares of Pradeshik Co-operative Dairy Federation	Up to 2006-2007	(a)	(a)	(a)	20.00 (b)	(a)				
COOPERATIVE SPINNING MILLS:-											
10	U.P.Industrial Co-operative Association Limited, Kanpur	1958-59 to 1992-93	Equity	315335	0.001	3,15.34	43.91		
11	U.P.Co-operative Spinning Mills, Etawah	1958-59 to 1976-77	"D" Class	19973	0.001	1,99.73	88.31		
12	Co-operative Textiles Mills Limited, Bulandsahar	1965-66 to 1984-85	Ordinary	534310	0.01	5,34.31	94.5		
CREDIT COOPERATIVES:-											
13	Large Sized Cooperative Societies [730]	Upto 2000-2001	"A" Class	92300	0.001	92.30	14.6		16	..	
LABOUR COOPERATIVES:-											
14	Service Co-operative Societies in U.P. [7819].	Upto 2000-2001	"B" Class	12619397	0.001	1,26,19.40	57.89		10	..	

14. DETAILED STATEMENT OF INVESTMENTS OF THE GOVERNMENT

Sl. No	Name of the Concern	Year (s) of Investment	Details of Investment			Amount Invested	% of Govt. Investment to the total paid-up Capital	Dividend received and Credited to Govt. during the year	Dividend declared but not credited to Govt. account	Remarks
			Type	Number of Shares	Face value of each Share					
1	2	3	4	5	6	7	8	9	10	11
						(In lakh of ₹)				
iv	Cooperative Societies and Federations.									
15	Pradeshik Shram Sahakari Sangh Limited (1)	Upto 2000-2001	Ordinary	3650	0.0001	36.50	69.4	
16	Labour's Co-operative Societies [581]	Upto 2000-2001	Ordinary	16838	0.001	16.84	62.8	
	FARMING COOPERATIVES:-									
17	Co-operative Farming Societies in U.P. (1505)	Upto 2000-2001	Special Class	22956	0.001	22.96	27.2	
IV	COOPERATIVE SOCIETIES AND FEDERATIONS- Contd.									
	PROCESSING COOPERATIVES:-									
18	Co-operative Processing Societies in U.P. (10)	Upto 2000-2001	"A" Class	1866384	0.001	18,66.38	48	
19	Co-operative Consumer Stores [3,993]	Upto 2000-2001	"A" Class	1495112	0.001	14,95.11	55.24	
20	U.P.Upbhokta Sangh Limited,Lucknow.[1]	Upto 2000-2001	Ordinary	90657	0.0001	9,06.57	36.62	
	OTHER COOPERATIVES:-									
21	Co-operative Societies of Scheduled Tribes [581]	Upto 2000-2001	"A" Class	4910	0.001	4.91	33	

14. DETAILED STATEMENT OF INVESTMENTS OF THE GOVERNMENT

Sl. No	Name of the Concern	Year (s) of Investment	Details of Investment			Amount Invested	% of Govt. Investment to the total paid-up Capital	Dividend received and Credited to Govt. during the year	Dividend declared but not credited to Govt. account	Remarks
			Type	Number of Shares	Face value of each Share					
1	2	3	4	5	6	7	8	9	10	11
						(In lakh of ₹)				
iv	Cooperative Societies and Federations.									
22	Farmer's service Co-operative Societies in U.P. (1038)	Upto 2000-2001	Ordinary	666055	0.001	6,66.05	14.9		1.42	..
23	District Co-operative Banks in U.P. (60)	Upto 2000-2001	"A" Class	8204560	0.001	82,04.56	34.1		53.83	..
24	U.P.Co-operative Bank Limited, Lucknow (1)	Upto 2000-2001	Ditto	3000	0.001	3	0.1		27	..
25	Civil Secretariat Primary Cooperative Societies	1967-68	Ordinary	20000	10	2	12.57	
26	Urban Cooperative Banks (40)	Upto 2000-2001	Ditto	750	0.01	7.5	1.2	
27	Large Area Multi Purpose Societies (LAMPS) (102).	Upto 2000-2001	Ordinary	33920	0.001	33.92	13.2	
28	Cold Storage Cooperative Federation (1)	Upto 2000-2001	Ditto	18650	0.01	1,86.50	46.9	
29	Phal Vipanani Sahakari Sangh (1)	Upto 2000-2001	Ditto	11000	0.001	11	30.6	
30	U.P. Rajya Sahkari Krishi Evam Gramya Vikas Bank Ltd. (1)	Upto 2000-2001	"A" Class share Debenture	310000 ..	0.001 ..	3,10.00 89,57.10	1.4 45.9		5,22.73	..

14. DETAILED STATEMENT OF INVESTMENTS OF THE GOVERNMENT

Sl. No	Name of the Concern	Year (s) of Investment	Details of Investment			Amount Invested	% of Govt. Investment to the total paid-up Capital	Dividend received and Credited to Govt. during the year	Dividend declared but not credited to Govt. account	Remarks
			Type	Number of Shares	Face value of each Share					
1	2	3	4	5	6	7	8	9	10	11
						(In lakh of ₹)				
iv	Cooperative Societies and Federations.									
31	U.P. Potato Development and Marketing Federation Limited, Fatehgarh.(1)	Upto 2000-2001	Ordinary	7500	0.01	75.00	46.6	
32	U.P.Jadi Booti Evam Phal Utpadan Sahkari Sangh Limited, Nanital (Haldwani).(1)	Upto 2000-2001	Ditto	2300	0.01	23.00	39.7	
OTHER COOPERATIVES- contd.										
33	U.P. Co-operative Processing Oil Seed Development Fedration Ltd. Lko.(1)	Upto 2000-2001	Ordinary	304480	0.001	3,04.48	47.4	
34	Co-operative Electric Supply Society (1)	Upto 2000-2001	Ditto	5500	0.01	55.00	(a)	
35	Sahkari Jute and sun sangh (1)	Upto 2000-2001	"A" Class	5000	0.01	5.00	(a)	
36	Mahila Upbhokta Sahkari Samitiyan (13)	Upto 2000-2001	Ditto	6400	0.01	6.40	(a)	
37	District Implementing agencies under I.C.D.P. Scheme (2)	Upto 2000-2001	Ordinary	167246	0.01	16,72.46	(a)	
38	Investment in Share Capital of Uttaranchal coop.Soc. under Integrated Corp.Development	Up to 2010-11	Share Capital	(a)	(a)	25,80.60	(b) (a)			
39	Invstment of Share Capital in Dist. Coop. Bank UA	Up to 2010-11	Share Capital	(a)	(a)	16,02.69	(b) (a)			

14. DETAILED STATEMENT OF INVESTMENTS OF THE GOVERNMENT

Sl. No	Name of the Concern	Year (s) of Investment	Details of Investment			Amount Invested	% of Govt. Investment to the total paid-up Capital	Dividend received and Credited to Govt. during the year	Dividend declared but not credited to Govt. account	Remarks
			Type	Number of Shares	Face value of each Share					
1	2	3	4	5	6	7	8	9	10	11
						(In lakh of ₹)				
iv	Cooperative Societies and Federations.									
40	Investment in coop. Society for Development of Silk Industries (Uttaranchal)	Up to 2010-11	Share Capital	(a)	(a)	1,00.00	(b)	(a)		
				TOTAL-		43,03.29	(b)			
				Cooperatives Societies and Fedrations		5,60,82.42	(c)		5,78,51	
						12,95,96.47	(b)	20.80		
				GRAND TOTAL		39,62,89.17	(c)		6,26,66	

Section 3: Major and Minor Head-wise details of Investments during the year

S.No of St. No 14	Major/ Minor Head	Investment at the end of previous year	Investment during the year	Disinvestment during the year	Investment at the end of the year
		(In lakh of ₹)			

The State Government has not provided the details of the investment of share capital in different concerns. Figures appearing in Statement no 14 represent the expenditure under Minor Head 190- Investment in Public Sector and other undertakings of Capital Major Heads in statement no 13. Consequently no difference exists between statement no 13 and 14.

14. DETAILED STATEMENT OF INVESTMENTS OF THE GOVERNMENT

 Section-1: Comparative Summary of Government Investment in the share capital and debentures of different concerns for 2009-10 and 2010-11

Name of the concern	2010-11			2009-10		
	Number of Concerns	Investment at the end of the year	Dividend/ interest received during the year	Number of Concerns	Investment at the end of the year	Dividend/ interest received during the year
	(In lakh of ₹)					
(1) Statutory Corporations	1	92,77.59	(a)	1	90,98.50	(a)
(2) Rural Banks	1	16,02.69	(a)	1	16,02.69	(a)
(3) Government Companies	12	11,60,15.59	(a)	11	11,01,44.59	(a)
(4) Other Joint Stock Companies and Partnerships	..		(a)	..		(a)
(5) Cooperative Institutions and Local Bodies	4	27,00.60	(a)	4	31,93.75	(a)
Total	18	12,95,96.47	20.80	17	12,40,39.53	7.41

(a) Information not available.

15- DETAILED STATEMENT ON BORROWINGS AND OTHER LIABILITIES

(a) Statement of public Debt and other Interest bearing Obligations

Description of Debt	Balance as on 1st April 2010	Additions during the year	Discharge during the year	Balance on 31st March 2011	Net Increase (+) Decrease (-)		Interest Paid
					In ₹	In Percent	
(In Lakh of ₹)							
E- Public Debt-							
6003- Internal Debt of the State Government-							
101- Market Loans-							
(a) Market Loans bearing Interest (a)	63,45,38.69	8,89,52.83	..	72,34,91.52	(+) 8,89,52.83	(+) 14.02	4,97,92.76
(b) Market Loans not bearing Interest (a)	14.40	1,01,99.16	1,02,00.23	13.33	(-) 1.07	(-) 7.43	..
103 Loans from Life Insurance Corporation of India	1,49.74	1,49.74	Information not available (*)
104 Loans from General Insurance Corporation of India	5,39.79	5,39.79	
105 Loans from the National Bank for Agriculture and Rural Development	8,54,44.23	3,13,55.58	1,23,91.57	10,44,08.24	(+) 1,89,64.01	(+) 22.19	
106 Compensation and other Bonds (a)	77.33	77.33	
107 Loans from the State Bank of India and Other Banks	35,51.38	35,51.38	
108 Loans from National Co-operative Development Corporation	26,23.66	4,81.42	11,84.29	19,20.79	(-) 7,02.87	(-) 26.79	
109 Loans from other Institutions (a)	1,23.04	1,23.04	
110 Ways and Means Advances from the Reserve Bank of India (a)	3,98,48.78	6,60,97.97	7,05,87.00	3,53,59.75	(-) 44,89.03	(-) 11.27	94.90
111 Special Securities N.S.S.Fund	56,44,69.75	10,74,35.00	1,52,89.75	65,66,15.00	(+) 9,21,45.25	(+) 16.32	5,47,35.16
800 Other Loans							
(I) Electricity Bond	3,43,20.00	..	57,20.00	2,86,00.00	(-) 57,20.00	(-) 16.67	30,38.75
Total-6003	1,36,57,00.79	30,45,21.96	11,53,72.84	1,55,48,49.91	18,91,49.12	(+) 13.85	10,76,61.57

(*) Information on loan wise interest has not been provided by the State Government.

(a) A more detailed account is given in Annexure to this statement (261)

15- DETAILED STATEMENT ON BORROWINGS AND OTHER LIABILITIES

(a) Statement of public Debt and other Interest bearing Obligations

Description of Debt	Balance as on 1st April 2010	Additions during the year	Discharge during the year	Balance on 31st March 2011	Net Increase (+) Decrease (-)		Interest Paid
					In ₹	In Percent	
(In Lakh of ₹)							
E- Public Debt-contd.							
6004- Loans and Advances from the Central Government-							
01- Non-Plan Loans-							
201 House Building advances	32.74	..	3.26	29.48	(-) 3.26	(-) 9.96	2.72
Police-Modernisation of Police Force	10,06.24	..	1,26.75	8,79.49	(-) 1,26.75	(-) 12..60	98.17
General Education-General Scholarships	15.56	15.56
Displaced person from former East Pakistan	0.08	0.08	0.01
Water Supply-Urban Water Supply Programme	0.05	0.05	0.01
Crop Husbandry	Nil
Total-01-Non Plan Loans	10,54.67	..	1,30.01	9,24.66	(-) 1,30.01	(-) 12.33	1,00.91
02- Loans for State/Union Territory Plan Schemes-							
101- Block Loans	1,78,16.40	42,94.44	10,43.98	2,10,66.86	32,50.46	(+) 18.24	16,72.56
One Time Loan on the Recommendationd of 12th Finance Commission	1,99,86.09	..	13,07.90	1,86,78.19	(-) 13,07.90	(-) 6.54	14,71.39
Total-02-Loans for State/Union Territory Plan Schemes	3,78,02.49	42,94.44	23,51.88	3,97,45.05	19,42.56	5.14	31,43.95

15- DETAILED STATEMENT ON BORROWINGS AND OTHER LIABILITIES

(a) Statement of public Debt and other Interest bearing Obligations

Description of Debt	Balance as on 1st April 2010	Additions during the year	Discharge during the year	Balance on 31st March 2011	Net		Interest Paid
					Increase (+) Decrease (-)		
					In ₹.	In Percent	
(In Lakh of ₹)							
E- Public Debt-contd.							
6004- Loans and Advances from the Central Government-contd.							
03- Loans for Central Plan Schemes-							
General-Other Expenditure (Town & Regional Planning)	0.24	..	0.04	0.20	(-) 0.04	(-) 16.67	0.01
Social Security and Welfare- Rehabilitation-							
Displaced persons from former East Pakistan Rehabilitation	3.29	3.29
Rehabilitation of Repatriates	0.02	0.02
Soil and water conservation-							
Soil Conservation	0.95	..	0.15	0.80	(-) 0.15	(-) 15.79	0.14
Total- 03-Loans for Central Plan Schemes-	4.50	..	0.19	4.31	(-) 0.19	(-) 4.22	0.15
04- Loans for Centrally Sponsored Plan Schemes-							
Integral Development of Small Urban Development and Medium Towns	61.83	..	7.94	53.89	(-) 7.94	(-) 12.84	7.86
Soil and Water Conservation-Soil Conservation	2,07.92	..	24.93	1,82.99	(-) 24.93	(-) 11.99	22.5
Co-Operation-							
Assistance to Credit Co-operatives	6.09	..	0.68	5.41	(-) 0.68	(-) 11.17	0.74

15- DETAILED STATEMENT ON BORROWINGS AND OTHER LIABILITIES

(a) Statement of public Debt and other Interest bearing Obligations

Description of Debt	Balance as on 1st April 2010	Additions during the year	Discharge during the year	Balance on 31st March 2011	Net Increase (+) Decrease (-)		Interest Paid
					In ₹.	In Percent	
(In Lakh of ₹)							
E- Public Debt-contd.							
6004- Loans and Advances from the Central Government-contd.							
04- Loans for Centrally Sponsored Plan Schemes-							
Command Area Development-							
Dry Land Development	89.60	..	12.98	76.62	(-) 12.98	(-) 11.49	11.65
Handloom Industries	0.51	..	0.27	0.24	(-) 0.27	(-) 52.94	..
Road of Inter-State or Economic Importance	13.09	..	2.25	10.84	(-) 2.25	(-) 17.19	1.68
Agriculture-Crop Husbandry	26,04.96	..	1,30.19	24,74.77	(-) 1,30.19	(-) 5.00	2,56.59
Total-04-Loans for Centrally Sponsored Plan Schemes	29,84.00	..	1,79.24	28,04.76	(-) 1,79.24	(-) 6.01	3,01.02
07- Pre 1984-85 Loans-							
101- Rehabilitation of displaced persons repatriates, etc. 1974-75 to 1983-84 relending Loans written off	4.02	4.02
102- National Loans Scholarship scheme	48.78	48.78
Total-07- Pre 1984-85 Loans-	52.80	52.80
Total-6004-Loans and Advances from the Central Government	4,18,98.46	42,94.44	26,61.32	4,35,31.58	16,33.12	3.90	35,46.03
TOTAL-E-PUBLIC DEBT	1,40,75,99.25	30,88,16.40	11,80,34.16	1,59,83,81.49	(+) 19,07,82.24	13.55	11,12,07.60

15- DETAILED STATEMENT ON BORROWINGS AND OTHER LIABILITIES

(a) Statement of public Debt and other Interest bearing Obligations

Description of Debt	Balance as on 1st April 2010	Additions during the year	Discharge during the year	Balance on 31st March 2011	Net Increase (+) Decrease (-)		Interest Paid
					In ₹.	In Percent	
(In Lakh of ₹)							
I- SMALL SAVINGS, PROVIDENT FUNDS, ETC.-							
(b) Provident Funds-							
8009- State Provident Funds-							
01- Civil-							
101- General Provident Funds	29,23,19.32	13,38,46.30	4,74,70.01	37,86,95.61	(+) 8,63,76.29	29.55	2,73,57.45
102- Contributory Provident Fund	24,47.72	1,01.33	..	14,48.38	(+) 2,75.41	4.14	
104- All India Service Provident Fund	11,72.97	4,95.63	2,20.22	14,48.38	(+) 2,75.41	23.48	
Total-01-Civil	29,59,40.01	13,44,43.26	4,76,90.23	38,26,93.04	(+) 8,67,53.03	(+) 29.31	2,73,57.45
60- Other Provident Funds-							
102- Contributory Provident Pension Fund	(-) 48.04	2.95		(-) 45.09	(+) 2.95		
Total-60-Other Provident Fund	(-) 48.04	2.95		(-) 45.09	(+) 2.95		
Total-8009-State Provident Fund	29,58,91.97	13,44,46.21	4,76,90.23	38,26,47.95	(+) 8,67,55.98	(+) 29.32	
Total-(b)Provident Fund	29,58,91.97	13,44,46.21	4,76,90.23	38,26,47.95	(+) 8,67,55.98	(+) 29.32	

15- DETAILED STATEMENT ON BORROWINGS AND OTHER LIABILITIES

(a) Statement of public Debt and other Interest bearing Obligations

Description of Debt	Balance as on 1st April 2010	Additions during the year	Discharge during the year	Balance on 31st March 2011	Net Increase (+) Decrease (-)		Interest Paid
					In ₹.	In Percent	
(In Lakh of ₹)							
I- SMALL SAVINGS, PROVIDENT FUNDS, ETC.-contd.							
(c)- Other Accounts							
8010- Trusts and Endowments-							
102- Endowments by the Late King of Oudh	3.48	3.48
104- Endowments for Charitable and Educational Institutions	0.57	0.57
105- Other Trusts	(-)31.63 2.70	(-) 31.63 2.70
Total-8010-Trusts and Endowments	6.75			6.75			
8011- Insurance and Pension Funds-							
103- Central Government Employees' Group Insurance Scheme	1,42,48.82			1,42,48.82			
105- State Government Insurance Fund	(-) 1,77.94 1,24,90.41	19.68		(-) 1,58.26 1,24,90.41	(-) 19.68	11.06	21.00
106- Other Pensions and Insurance Fund	(-) 1,52.70 21,44.91	0.30		(-) 1,52.40 21,44.91	(-) 0.30	0.20	
107- State Government Employees' Group Insurance Scheme	(-) 1,19.95 5,83,91.07	27,93.00	26,02.91	70.14 5,83,91.07	(-) 1,90.09	158.47	
800- Local Bodies	(-) 65.12 (-) 5,15.71	6.36 28,19.34	26,02.91	(-) 58.76 (-) 2,99.28	(-) 6.36 (-) 2,16.43	0.10 41.97	
Total-8011-Insurance and Pension Funds	8,72,75.21			8,72,75.21			
Total-(c) Other Accounts	8,72,81.96			8,72,81.96			
	29,53,44.63	13,72,65.55	5,02,93.14	38,23,17.04	(+) 8,69,72.41	29.45	
Total-I-SMALL SAVINGS, PROVIDENT FUNDS, ETC.	8,72,81.96			8,72,81.96			
	1,70,29,43.88	44,60,81.95	16,83,27.30	1,98,06,98.53	(+) 27,77,54.65	16.31	
GRAND TOTAL	8,72,81.96			8,72,81.96			

ANNEXURE TO STATEMENT NO. 15				
Description of Debt	Balance as on 1st April 2010	Additions during the year	Discharge during the year	Balance as on 31st March 2011
(In lakh of ₹)				
6003- Internal Debt of the State Government - contd.				
101- Market Loans -				
(i) Market Loans bearing interest-				
11.5 percent Uttar Pradesh State Development Loan, 2010	23,09.47	(-) 23,09.47		Nil
11.5 percent Uttar Pradesh State Development Loan, 2011	10,30.50			10,30.50
12.0 percent Uttar Pradesh State Development Loan, 2011	18,68.60			18,68.60
12.00 percent Uttar Pradesh State Development loans 2010	17,61.29	(-) 17,61.29		Nil
12.52 percent Uttar Pradesh State Development loans 2010	45,29.12	(-) 45,29.12		Nil
10.82 percent Uttarakhand Development loans 2011	15,99.29	(-) 15,99.29		Nil
8.00 percent Uttarakhand Development loans 2012	19,23.00			19,23.00
8.30 percent Uttarakhand Development loans 2012	21,26.00			21,26.00
9.45 percent Uttarakhand Development loans 2011	1,26,25.00			1,26,25.00
10.35 percent Uttarakhand Development loans 2011	45,00.05			45,00.05
7.80 percent Uttarakhand Development loans 2012	56,85.00			56,85.00
7.80 percent Uttarakhand Development loans 2012	22,74.13	22,74.13
6.80 percent Uttarakhand Development loans 2012	2,86,28.55	2,86,28.55
6.95 percent Uttarakhand Development loans 2013	2,91,99.00	2,91,99.00
6.75 percent Uttarakhand Development loans 2013	2,92,00.00	2,92,00.00

ANNEXURE TO STATEMENT NO. 15				
Description of Debt	Balance as on 1st April 2010	Additions during the year	Discharge during the year	Balance as on 31st March 2011
(In lakh of ₹)				
E- PUBLIC DEBT-				
6003- Internal Debt of the State Government - contd.				
101- Market Loans -				
(i) Market Loans bearing interest-				
6.40 percent Uttarakhand Development loan 2012	1,27,68.00	1,27,68.00
6.35 percent Uttarakhand Development loan 2013	2,96,95.00	2,96,95.00
6.20 percent Uttarakhand Development loan 2013	3,39,24.40	3,39,24.40
6.20 percent Uttarakhand Development loan 2015	3,39,24.80	3,39,24.80
5.85 percent Uttarakhand Development loan 2015	2,62,69.59	2,62,69.59
5.60 percent Uttarakhand Development loan 2014	2,09,00.00	2,09,00.00
7.32 percent Uttarakhand Development loan 2014	32,54.30	32,54.30
7.36 percent Uttarakhand Development loan 2014	67,31.00	67,31.00
7.77 percent Govt Stock 2015	91,99.50	91,99.50
7.70 percent Govt Stock 2016	2,50,00.00	2,50,00.00
7.72 percent Govt Stock 2016	2,26,24.90	2,26,24.90
7.95 percent Govt Stock 2016	1,58,65.00	1,58,65.00
8.38 percent Govt Stock 2017	2,10,54.20	2,10,54.20
8.39 percent Govt Stock 2017	2,50,00.00	2,50,00.00

ANNEXURE TO STATEMENT NO. 15				
Description of Debt	Balance as on 1st April 2010	Additions during the year	Discharge during the year	Balance as on 31st March 2011
(In lakh of ₹)				
E- PUBLIC DEBT-				
6003- Internal Debt of the State Government - contd.				
101- Market Loans -				
(i) Market Loans bearing interest-				
7.87 percent Govt Stock 2017	2,50,00.00	2,50,00.00
8.12 percent Govt Stock 2017	2,50,00.00	2,50,00.00
8.68 percent Govt Stock 2017	80,00.00	80,00.00
8.50 percent Govt Stock 2018	2,50,00.00	2,50,00.00
8.39 percent Govt Stock 2018	2,00,00.00	2,00,00.00
7.00 percent Govt Stock 2019	2,15,00.00	2,15,00.00
7.45 percent Govt Stock 2019	2,51,69.00	2,51,69.00
8.55 percent Govt Stock 2019	94,00.00	94,00.00
7.70 percent Govt Stock 2019	3,00,00.00	3,00,00.00
7.80 percent Govt Stock 2019	3,00,00.00	3,00,00.00
8.58 percent Govt Stock 2020	..	5,00,00.00	..	5,00,00.00
8.12 percent Govt Stock 2020	..	2,00,00.00	..	2,00,00.00
8.55 percent Govt Stock 2021	..	2,91,52.00	..	2,91,52.00
Total(i)	63,45,38.69	8,89,52.83	..	72,34,91.52

ANNEXURE TO STATEMENT NO. 15				
Description of Debt	Balance as on 1st April 2010	Additions during the year	Discharge during the year	Balance as on 31st March 2011
(In lakh of ₹)				
E- PUBLIC DEBT-				
6003- Internal Debt of the State Government - contd.				
101- Market Loans -				
(ii) Market Loans not bearing interest-				
6.50 percent Uttar Pradesh State Development Loan, 1989	1.04	..	1.04	(*) Nil
6.75 percent Uttar Pradesh State Development Loan 1992	0.80	0.80
7.00 percent Uttar Pradesh State Development Loan 1993	2.72	2.72
8.25 Percent Uttar Pradesh State Development Loan 1995	1.25	1.25
7.50 percent Uttar Pradesh State Development Loan 1997	1.42	1.42
9.75 percent Uttar Pradesh State Development Loan 1998	1.15	1.15
9.00 percent Uttar Pradesh State Development Loan 1999	1.12	1.12
11 percent Uttar Pradesh State Development Loans 2001	0.75	0.75
11 percent Uttar Pradesh State Development Loan 2002	0.34	0.34
13.50 percent Uttar Pradesh State Development Loan 2003	0.67	0.67
14 percent Uttar Pradesh State Development Loan 2005	0.27	..	0.07	0.20
13.85 percent Uttar Pradesh State Development Loan 2006	0.08	..	0.07	0.01
13.75 percent Uttar Pradesh State Development Loan 2007	0.10	0.10
13.0 percent Uttar Pradesh State Development Loan, 2007	0.30	0.30
12.30 percent UPSD Loans 2007	0.47	0.47
11.5 percent Uttar Pradesh State Development Loan, 2008	0.93	..	0.31	0.62

(*) Amount of ₹ 1.04 lakh written off during the year.

ANNEXURE TO STATEMENT NO. 15						
Description of Debt			Balance as on 1st April 2010	Additions during the year	Discharge during the year	Balance as on 31st March 2011
			(In lakh of ₹)			
E-	PUBLIC DEBT-					
6003-	Internal Debt of the State Government - contd.					
101-	Market Loans -					
	(ii) Market Loans not bearing interest-					
	12.15 percent	Uttar Pradesh State Development loans 2008	0.10	0.10
	12.50 percent	Uttar Pradesh State Development loans 2008	0.15	0.15
	12.50 percent	Uttar Pradesh State Development loans 2009	
	11.50 percent	Uttar Pradesh State Development loans 2009	0.49	..	0.09	0.40
	11.85 percent	Uttar Pradesh State Development loans 2009	0.08	0.08
	11.30 percent	Uttar Pradesh State Development loans 2009	0.17	..	0.15	0.02
	10.52 percent	Uttar Pradesh State Development loans, 2010	..	45,29.12	45,29.12	..
	11.50 percent	Uttar Pradesh State Development loans, 2010	..	23,09.46	23,09.26	0.20
	12.00 percent	Uttar Pradesh State Development loans, 2010	..	17,61.29	17,60.83	0.46
	10.82 percent	Uttar Pradesh State Development loans, 2011	..	15,99.29	15,99.29	..
		Total-(ii)	14.40	1,01,99.16	1,02,00.23	13.33
		Total-101	63,45,53.09	9,91,51.99	1,02,00.23	72,35,04.85
103-	Loans from Life Insurance Corporation of India		1,49.74	1,49.74
		Total-103	1,49.74	1,49.74
104-	Loans from General Insurance Corporation of india		5,39,79	5,39,79
		Total-104	5,39,79	5,39,79

ANNEXURE TO STATEMENT NO. 15				
Description of Debt	Balance as on 1st April 2010	Additions during the year	Discharge during the year	Balance as on 31st March 2011
(In lakh of ₹)				
E- PUBLIC DEBT-				
6003- Internal Debt of the State Government - contd.				
105- National Bank for Agriculture and Rural Development	8,54,44.23	3,13,55.58	1,23,91.57	10,44,08.24
Total-105	8,54,44.23	3,13,55.58	1,23,91.57	10,44,08.24
106- Compensation and other Bonds-				
G.P.Notes	(-) 2.81	(-) 2.81
3.50 percent Uttar Pradesh Encumbered Estates Act Bonds	0.06	0.06
2.50 percent Uttar Pradesh Zamindari Abolition Compensation Bonds	79.96	79.96
3.50 percent Land Ceiling Compensation Bonds	0.06	0.06
Urban Area Compensation Bond	0.05	0.05
Rehabilitation Grant Bonds	0.01	0.01
Total-106	77,33	77,33
107- Loans from the State Bank of India and other Banks.	35,51.38	35,51.38
Total-107	35,51.38	35,51.38
108- National Co-operative Development Corporation	26,23.66	4,81.42	11,84.29	19,20.79
Total-108	26,23.66	4,81.42	11,84.29	19,20.79

ANNEXURE TO STATEMENT NO. 15				
Description of Debt	Balance as on 1st April 2010	Additions during the year	Discharge during the year	Balance as on 31st March 2011
(In lakh of ₹)				
E- PUBLIC DEBT-contd.				
6003- Internal Debt of the State Government-concltd.				
109- Loans from other Institutions-				
Loans from National Capital Region Board	99.45	99.45
Loans from the Rural Electrification Corporation Limited	20.21	20.21
Loans from the Khadi and Village Industries	3.38	3.38
Total-109	1,23.04	1,23.04
110- Ways and Means Advances from the Reserve Bank of India-				
Ways and Means Advances	3,98,48.78	6,60,97.97	7,05,87.00	3,53,59.75
Total-110	3,98,48.78	6,60,97.97	7,05,87.00	3,53,59.75
111- Special Securities N.S.S Fund	56,44,69.75	10,74,35.00	1,52,89.75	65,66,15.00
Total-111	56,44,69.75	10,74,35.00	1,52,89.75	65,66,15.00
800- Other Loans				
(I) Electricity Bond	3,43,20.00	..	57,20.00	2,86,00.00
Total-800	3,43,20.00	..	57,20.00	2,86,00.00
Total-6003	1,36,57,05.79	30,45,21.96	11,53,72.84	1,55,48,49.91

ANNEXURE TO STATEMENT NO. 15				
Description of Debt	Balance as on 1st April 2010	Additions during the year	Discharge during the year	Balance as on 31st March 2011
(In Lakh of ₹)				
E- PUBLIC DEBT-contd.				
6004- Loans and Advances from the Central Government-contd.				
01- Non-Plan Loans-				
201- House Building advances	32.74	..	3.26	29.48
Police Modernization of Police Force	10,06.24	..	1,26.75	8,79.49
General Education- General Scholarships	15.56	15.56
Displaced person from former East Pakistan	0.08	0.08
Water Supply Urban Water Supply Programme	0.05	0.05
Total 01	10,54.67		1,30.01	9,24.66
02- Loans for State/Union Territory Plan schemes-				
101- Block Loans	1,78,16.40	42,94.44	10,43.98	2,10,66.86
One Time Loan on the Recommendation of 12th Finance Commission	1,99,86.09	..	13,07.90	1,86,78.19
Total- 02	3,78,02.49	42,94.44	23,51.88	3,97,45.05

ANNEXURE TO STATEMENT NO. 15				
Description of Debt	Balance as on 1st April 2010	Additions during the year	Discharge during the year	Balance as on 31st March 2011
(In Lakh of ₹)				
E- PUBLIC DEBT-contd.				
6004- Loans and Advances from the Central Government-contd.				
03- Loans for Central Plan Schemes				
General-Other Expenditure (Town and Regional Planning)	0.24	..	0.04	0.20
Displaced persons from former East Pakistan	3.29	3.29
Rehabilitation of Repatriates	0.02	0.02
Soil and Water conservation				
Soil Conservation	0.95		0.15	0.80
Total-03	4.50	..	0.19	4.31
04- Loans for Centrally Sponsored Plan Schemes-				
Integral Development of Small and Medium Towns	61.83	..	7.94	53.89
Soil and Water Conservation-Soil Conservation	2,07.92	..	24.93	1,82.99
Co-Operation-				
Assistance to Credit Co-operatives	6.09	..	0.68	5.41
Command Area Development-				
Dry Land Development	89.60	..	12.98	76.62

ANNEXURE TO STATEMENT NO. 15				
Description of Debt	Balance as on 1st April 2010	Additions during the year	Discharge during the year	Balance as on 31st March 2011
(In Lakh of ₹)				
E- PUBLIC DEBT-contd.				
6004- Loans and Advances from the Central Government-contd.				
04- Loans for Centrally Sponsored Plan Schemes-				
Handloom Industries	0.51	..	0.27	0.24
Road of Inter-State or Economic Importance	13.09	..	2.25	10.84
Agriculture-Crop Husbandry	26,04.96	..	1,30.19	24,74.77
Total-04-Loans for Centrally Sponsored Plan Schemes	29,84.00	..	1,79.24	28,04.76
07- Pre 1984-85 Loans-				
101- Rehabilitation of displaced persons repatriates, etc. 1974-75 to 1983-84 relending Loans written off	4.02	4.02
102- National Loans Scholarship scheme	48.78	48.78
Total-07- Pre 1984-85 Loans-	52.80	52.80
Total-6004-Loans and Advances from the Central Government	4,18,98.46	42,94.44	26,61.32	4,35,31.58
TOTAL-E-PUBLIC DEBT	1,40,75,99.25	30,88,16.40	11,80,34.16	1,59,83,81.49

(271)

(b) Maturity Profile**(i) Maturity Profile of Internal Debt payable in Domestic currency**

(In lakh of ₹)

Year	Description of Market loans	Loans from				Other loans	Compensation and other bonds	Ways & Means Advances	Special securities issued to NSSF of Central Govt.	Loans from NCDC	Loans from other Institutions	Total
		*	*	*	*							
	U.P & Uttarakhand State Development Loan/Uttarakhand Government Stock	LIC	GIC	NABARD	Loans from SBI	Power Bonds			*	*		
(1)	(2)	(3)	(4)	(5)	(6)	(7)	(8)	(9)	(10)	(11)	(12)	(13)
2011-12	2,40,73.15					57,20.00		3,22,90.97	2,04,22.10			8,25,06.22
2012-13	9,49,86.68					57,20.00			2,34,10.20			12,41,16.88
2013-14	7,63,87.40					57,20.00			2,45,61.00			10,66,68.40
2014-15	3,08,85.30					57,20.00			2,55,05.90			6,21,11.20
2015-16	11,70,18.79					57,20.00			2,93,89.65			15,21,28.44
2016-17	3,69,19.20								3,47,61.40			7,16,80.60
2017-18	8,30,00.00								3,47,61.40			11,77,61.40

(272)

2018-19	10,10,69.00								3,47,61.40			13,58,30.40
2019-20	6,00,00.00								3,47,61.40			9,47,61.40
2020-21	9,91,52.00								3,47,61.40			13,39,13.40
2021-22									3,47,61.40			3,47,61.40
2022-23									3,47,61.40			3,47,61.40
2023-24									3,47,61.40			3,47,61.40
2024-25									3,47,61.40			3,47,61.40
2025-26									3,39,42.20			3,39,42.20
2026-27									3,28,85.20			3,28,85.20
2027-28									3,11,07.40			3,11,07.40
2028-29									2,82,41.10			2,82,41.10
2029-30									2,43,11.85			2,43,11.85
2030-31									1,94,71.65			1,94,71.65
2031-32									1,43,35.30			1,43,35.30
2032-33									1,13,51.20			1,13,51.20
2033-34									1,02,00.40			1,02,00.40

(273)

2034-35									92,55.50			92,55.50
2035-36									53,71.75			53,71.75
Minor Head 103 to 109		1,49.74	5,39.79	10,44,08.24	35,51.38		77.33			19,20.79	1,23.04	11,07,70.31
Total	72,34,91.52 (#)	1,49.74	5,39.79	10,44,08.24	35,51.38	2,86,00.00	77.33	3,22,90.97	65,66,15.00	19,20.79	1,23.04	1,55,17,67.80 (@)

(ii) Maturity Profile of Loans and Advances from the Central Government

(In lakh of ₹)

Year	Non-Plan loans	Loans for State/ Union Territory Plan Schemes	Loans for Central Plan Schemes	Loans for Centrally Sponsored Plan Schemes	Pre 1984-85 Loans	Total
(1)	(2)	(3)	(4)	(5)	(6)	(7)
2011-12	1,29.91	24,02.96	0.17	1,92.43	..	27,25.47
2012-13	1,29.81	24,18.95	0.17	2,11.29	..	27,60.22
2013-14	68.10	24,47.50	0.16	2,25.40	..	27,41.17
2014-15	48.50	25,07.14	0.15	2,22.11	..	27,77.91
2015-16	48.33	26,11.30	0.11	2,17.41	..	28,77.16
2016-17	48.23	27,56.48	0.09	2,12.30	..	30,17.10
2017-18	48.00	27,56.48	0.08	1,95.50	..	30,00.06

(274)

2018-19	47.66	27,56.48	0.06	1,91.50	..	29,95.70
2019-20	45.11	27,56.48	0.03	1,86.22	..	29,87.84
2020-21	43.87	27,56.48	0.01	1,80.78	..	29,81.14
2021-22	43.87	27,56.48	..	1,76.24	..	29,76.60
2022-23	43.33	27,56.48	..	1,51.48	..	29,51.29
2023-24	42.70	27,56.48	..	1,38.18	..	29,37.36
2024-25	42.26	27,56.47	..	1,21.77	..	29,20.51
2025-26	41.30	6,38.97	..	89.87	..	7,70.15
2026-27	29.73	6,18.66	..	64.15	..	7,12.53
2027-28	12.84	5,90.69	..	27.46	..	6,30.99
2028-29	..	5,40.71	í	5,40.71
2029-30	..	4,36.34	4,36.34
2030-31	..	2,54.07	2,54.07
TOTAL	9,13.56	4,02,75.63	1.03	28,04.09	..	4,39,94.31
					Unmatured amount	..
					Total	4,39,94.31

(275)

(c) Interest Rate Profile of Outstanding Loans**(i) Internal Debt of the State Government***(In lakh of ₹)*

Rate of Interest (Per cent)	Amount outstanding as on 31 st March 2011								Share in total
	Market Loans bearing interest	Compensation and other Bonds	Special Securities issued to NSSF of the Central Govt.	LIC/GIC	NABAR D	NCDC	Others	Total	
(1)	(2)	(3)	(4)	(5)	(6)	(7)	(8)	(9)	(10)
Without interest	0	0	0				16.00	16.00	0.00
4.00 to 4.99	0	0	0				0.00	0.00	0.00
5.00 to 5.99	4,71,69.59	0	0				1,50,97.00	6,22,66.59	4.32
6.00 to 6.99	19,73,39.75	0	0				1,45,00.00	21,18,39.75	14.68
7.00 to 7.99	22,23,02.83		0				0.00	22,23,02.83	15.41
8.00 to 8.99	23,66,55.20	2,86,00.00	0				26,77.97	26,79,33.17	18.57
9.00 to 9.99	1,26,25.00	0	0				0	1,26,25.00	0.87
10.00 to 10.99	45,00.05	0	65,86,15.00				0	66,31,15.05	45.95
11.00 to 11.99	10,30.50	0	0				0	10,30.50	0.07

(276)

12.00 to 12.99	18,68.60	0	0				0	18,68.60	0.13
13.00 to 13.99		0	0				0	0	0
Information is not available with AG (A&E)	0	0	0	Information is not available with AG (A&E)	Information is not available with AG (A&E)	Information is not available with AG (A&E)			
Total	72,34,91.52	2,86,00.00	65,86,15.00	0	0	0	3,22,90.97	1,44,29,97.49	100.00

(ii) Loans and Advances from the Central Government

Rate of Interest (Per cent)	Amount outstanding as on 1 st April 2010	
	Loans and Advances from the Central Government	
0 (Without interest)	1,23.20	0.03
6.00 to 6.99
7.00 to 7.99	1,83,10.68	41.62
8.00 to 8.99	1.60	0.01

(277)

9.00 to 9.99	2,37,01.48	53.97
10.00 to 10.99	4,03.38	1.07
11.00 to 11.99	3,83.12	0.87
12.00 to 12.99	8,53.36	1.94
13.00 to 13.99	2,11.15	0.48
14.00 to 14.99	6.34	0.01
Total	4,39,94.31	100.00

(*) information / details not provided by the State Government.

(#) Excludes ₹ 13.33 lakh representing market loans not bearing interest.

(@) Differs by ₹ 30,82.11 lakh on account of (1) Ways and Means Advances apportioned to the Uttarakhand paid by Uttar Pradesh ₹ 30,68.78 lakh (2) ₹13.33 lakh representing market loans not bearing interest.

16. DETAILED STATEMENT ON LOANS AND ADVANCES MADE BY GOVERNMENT

Section I: Major and Minor Head with summary of Loans and Advances								
Head of Account	Balance	Advanced	Total	Repaid	Write off of	Balance as on	Net increase (+)	Interest
	as on 1st April 2010	during the year		during the year	irrecoverable loans and advances	31st March 2011 to Revenue	decrease (-) during the year	Received and credited
							Amount	Percent
(In lakh of ₹)								
F- LOANS AND ADVANCES-								
1- Loans for General Services-								
6075- Loans for Miscellaneous General Services								
800- Other Loans-								
Loans to Nagar Mahapalika/Nagar Palikas for implementation of recommendations of Pay Commission	1,10.19		1,10.19			1,10.19		
	13,30.07		13,30.07			13,30.07		
Loans to U.P. State Employees Welfare Corporation, Lucknow	96,34.07		96,34.07			96,34.07		
Loans for Voluntary Retirement Scheme	14,87.89		14,87.89			14,87.89		
	15,98.08		15,98.08			15,98.08		
Total-800	1,09,64.14		1,09,64.14			1,09,64.14		
	15,98.08		15,98.08			15,98.08		
Total-6075	1,09,64.14		1,09,64.14			1,09,64.14		
	15,98.08		15,98.08			15,98.08		
	1,09,64.14		1,09,64.14			1,09,64.14		
Total-(1) Loans for General Services								
(2)- Loans for Social Services-								
(a) Education, Sports, Art and Culture-								
6202- Loans for Education, Sports, Art and Culture-								
01- General Education-								
201- Elementary Education-								
Loans to U.P. Basic Education Board	14.75		14.75			14.75		
Total-201	14.75		14.75			14.75		

16. DETAILED STATEMENT ON LOANS AND ADVANCES MADE BY GOVERNMENT

Head of Account	Balance as on 1st April 2010	Advanced during the year	Total	Repaid during the year	Write off of irrecoverable loans and advances	Balance as on 31st March 2011 to Revenue	Net increase (+) decrease (-) during the year		Interest Received and credited
							Amount	Percent	
(In lakh of ₹)									
(2)- Loans for Social Services-									
(a) Education, Sports, Art and Culture-									
6202- Loans for Education, Sports, Art and Culture-									
01- General Education-									
202- Secondary Education-									
Loans to Colleges and other Educational Institutions	91.11		91.11			91.11			
Loans under National Scholarship Scheme of Government of India	8,54.58		8,54.58			8,54.58			
Total-202	9,45.69		9,45.69			9,45.69			
203- University and Higher Education-									
University and Other Higher Education	1,62.01		1,62.01			1,62.01			
Loans under National Scholarship Scheme of Government of India	9.45		9.45			9.45			
Total-203	1,71.46		1,71.46			1,71.46			
Total-01	11,31.90		11,31.90			11,31.90			
02- Technical Education-									
105- Engineering/Technical Colleges and Institutes-									
Loans to Moti Lal Nehru Regional Engineering College, Allahabad for Construction of Additional Varandah	52.04		52.04			52.04			
Total-105	52.04		52.04			52.04			

16. DETAILED STATEMENT ON LOANS AND ADVANCES MADE BY GOVERNMENT

Head of Account	Balance as on	Advanced during	Total	Repaid during	Write off of	Balance as on	Net increase (+)	Interest
	1st April 2010	the year		the year	irrecoverable loans and advances	31st March 2011 to Revenue	decrease (-) during the year	Received and credited
							Amount	Percent
(In lakh of ₹)								
(2)- Loans for Social Services-								
(a) Education, Sports, Art and Culture-								
6202- Loans for Education, Sports, Art and Culture-								
02- Technical Education-								
800- Other Loans for Technical Education-								
Loans to Student for Technical Education	76.15		76.15			76.15		
Total-800	76.15		76.15			76.15		
Total-02	1,28.19		1,28.19			1,28.19		
Total-6202	12,60.09		12,60.09			12,60.09		
Total-(a) Education, Sports, Art and Culture	12,60.09		12,60.09			12,60.09		
(c) Water Supply, Sanitation, Housing and Urban Development-								
6215- Loans for Water Supply and Sanitation-								
01- Water Supply-								
101- Urban Water Supply Programmes-								
Water Supply Schemes Nagar Mahapalikas and Nagar Palikas	15.40		15.40			15.40		
Total-101	15.40		15.40			15.40		
190- Loans to Public Sector and Other Undertakings-								
Loans to Uttar Pradesh Jal Nigam	4,99.01		4,99.01			4,99.01		

16. DETAILED STATEMENT ON LOANS AND ADVANCES MADE BY GOVERNMENT

Head of Account	Balance as on Ist April 2010	Advanced during the year	Total	Repaid during the year	Write off of irrecoverable loans and advances	Balance as on 31st March 2011 to Revenue	Net increase (+) decrease (-) during the year		Interest Received and credited
							Amount	Percent	
(In lakh of ₹)									
(2)- Loans for Social Services-									
(c) Water Supply, Sanitation, Housing and Urban Development-									
6215- Loans for Water Supply and Sanitation-									
01- Water Supply-									
190- Loans to Public Sector and Other Undertakings-									
Rural Water Supply	12,54.28		12,54.28			12,54.28			
Urban Water Supply	47,78.54		47,78.54			47,78.54			
Loans to Jal Sansthan	7,61.21		7,61.21			7,61.21			
Total-190	72,93.04		72,93.04			72,93.04			
191- Loans to Local Bodies and Municipalities etc.-									
District Boards, Notified Area Committees and Town area Committees	45.45		45.45			45.45			
Total-191	45.45		45.45			45.45			
Total-01	73,53.89		73,53.89			73,53.89			
02- Sewerage and Sanitation-									
190- Loans to Public Sector and Other Undertakings-									
Loans to Uttar Pradesh Jal Nigam	25,64.65		25,64.65			25,64.65			
Loans to Institutions for Kumbh Mela Haridwar	16,83.83		16,83.83			16,83.83			
Loans to Local Bodies for External Development	93,73.21		93,73.21			93,73.21			
Total-190	1,36,21.69		1,36,21.69			1,36,21.69			

16. DETAILED STATEMENT ON LOANS AND ADVANCES MADE BY GOVERNMENT

Head of Account	Balance as on 1st April 2010	Advanced during the year	Total	Repaid during the year	Write off of irrecoverable loans and advances	Balance as on 31st March 2011 to Revenue	Net increase (+) decrease (-) during the year		Interest Received and credited
							Amount	Percent	
(In lakh of ₹)									
(2)- Loans for Social Services-									
(c) Water Supply, Sanitation, Housing and Urban Development-									
02- Sewerage and Sanitation-									
191- Loans to Local Bodies and Municipalities etc.-									
Loans to Local Bodies	12,00.14		12,00.14			12,00.14			
Total-191	12,00.14		12,00.14			12,00.14			
800- Other Loans-									
Loans to Kumbh Mela Allahabad	3,20.69		3,20.69			3,20.69			
	6,00.00		6,00.00			6,00.00			
Water Supply and Drainage Schemes	3,86.52		3,86.52			3,86.52			
Loans for Drinking water and related Schemes (District Scheme)	14,15.18		14,15.18			14,15.18			
Total 800	21,22.39		21,22.39			21,22.39			
Total-02	21,22.39		21,22.39			21,22.39			
Total-6215	1,54,21.83		1,54,21.83			1,54,21.83			
6216- Loans for Housing-									
02- Urban Housing-									
190- Loans to public Sector and Other Undertakings-									
Loans to Vikas Pradhikaran for Seed Capital	9,49.35		9,49.35			9,49.35			
Total-190	9,49.35		9,49.35			9,49.35			

16. DETAILED STATEMENT ON LOANS AND ADVANCES MADE BY GOVERNMENT

Head of Account	Balance as on	Advanced during	Total	Repaid during	Write off of	Balance as on	Net increase (+)	Interest
	1st April 2010	the year		the year	irrecoverable loans and advances	31st March 2011 to Revenue	decrease (-) during the year	Received and credited
							Amount	Percent
(In lakh of ₹)								
(2)- Loans for Social Services-								
(c) Water Supply, Sanitation, Housing and Urban Development-								
6216- Loans for Housing-								
02- Urban Housing-								
190- Loans to public Sector and Other Undertakings-								
201- Loans to Housing Boards-								
Loans to U.P. Housing and Development Board (L.A.D.)	17,61.94		17,61.94			17,61.94		
Loans to U.P. Housing and Development Board (L.I.G.H.S.)	4,19.13		4,19.13			4,19.13		
Loans to U.P Housing and Development Board for Seed Capital	9,04.92		9,04.92			9,04.92		
Loans to U.P. Housing and Development Board (M.I.G.H.S.)	4,20.72		4,20.72			4,20.72		
Loans to U.P. Housing and Development Board for providing houses to State employees till their retirement	4,50.00		4,50.00			4,50.00		
Total-201	39,56.71		39,56.71			39,56.71		
800- Other Loans-								
Loans for Private Industrialists	(-) 3.14		(-) 3.14			(-) 3.14		
Loans for Construction of Houses for weaker section of society (E.W.S.)	28,08.40		28,08.40			28,08.40		
Loans to Nagar Mahapalika for Economically Weaker Section of Society for sites and services (E.W.S.)	7,03.66		7,03.66			7,03.66		
Loan for slum clearance and improvement	1,67.63		1,67.63			1,67.63		

16. DETAILED STATEMENT ON LOANS AND ADVANCES MADE BY GOVERNMENT

Head of Account	Balance as on 1st April 2010	Advanced during the year	Total	Repaid during the year	Write off of irrecoverable loans and advances	Balance as on 31st March 2011 to Revenue	Net increase (+) decrease (-) during the year		Interest Received and credited
							Amount	Percent	
(In lakh of ₹)									
(2)- Loans for Social Services-									
(c) Water Supply, Sanitation, Housing and Urban Development-									
02- Urban Housing-									
800- Other Loans-									
Loans to Local Bodies (L.A.D.)	72,37.20		72,37.20			72,37.20			
Loans to Local Bodies (L.I.G.H.S.)	17,79.16		17,79.16			17,79.16			
Loans to Local Bodies (M.I.G.H.S.)	2,77.03		2,77.03			2,77.03			
Loans to Development Authority for Seed Capital	12,32.22		12,32.22			12,32.22			
Loans to HAL for Construction of quarters for employees	21.50		21.50			21.50			
Other Miscellaneous Loans	5.10		5.10			5.10			
Total-800	1,42,28.76		1,42,28.76			1,42,28.76			
Total-02	1,91,34.82		1,91,34.82			1,91,34.82			
03- Rural Housing-									
201- Loans to Housing Board-									
Loans for Rural Housing Board	77.50		77.50			77.50			
Total-201	77.50		77.50			77.50			
800- Other Loans-									
Loans to non-agriculturists for building of houses	0.44		0.44			0.44			
Total-800	0.44		0.44			0.44			
Total-03	77.94		77.94			77.94			

16. DETAILED STATEMENT ON LOANS AND ADVANCES MADE BY GOVERNMENT

Head of Account	Balance as on	Advanced during	Total	Repaid during	Write off of	Balance as on	Net increase (+)	Interest
	1st April 2010	the year		the year	irrecoverable loans and advances	31st March 2011 to Revenue	decrease (-) during the year	Received and credited
							Amount	Percent
(In lakh of ₹)								
(2)- Loans for Social Services-								
(c) Water Supply, Sanitation, Housing and Urban Development-contd.								
6216- Loans for Housing-contd.								
02- Urban Housing-concltd								
800- Other Loans-								
80- General-								
195- Loans to Housing Co-operatives-								
Housing Co-operatives	25.53		25.53			25.53		
Total-195	25.53		25.53			25.53		
800- Other Loans								
Loans to War Widows and Invalid persons	5.99		5.99			5.99		
Short term Loans to Gaziabad Development Authority	10,00.00		10,00.00			10,00.00		
Loans to Housing Board for Swarna Jayanti Smriti Vihar	48.46		48.46			48.46		
Loans to Government Servants under Low Income Group Housing Schemes	1.95		1.95			1.95		
Total-800	10,56.40		10,56.40			10,56.40		
Total-80	10,81.93		10,81.93			10,81.93		
Total-6216	2,02,94.69		2,02,94.69			2,02,94.69		

16. DETAILED STATEMENT ON LOANS AND ADVANCES MADE BY GOVERNMENT

Head of Account	Balance as on 1st April 2010	Advanced during the year	Total	Repaid during the year	Write off of irrecoverable loans and advances	Balance as on 31st March 2011 to Revenue	Net increase (+) decrease (-) during the year	Interest Received and credited
							Amount	Percent
(In lakh of ₹)								
(2)- Loans for Social Services-contd.								
(c) Water Supply, Sanitation, Housing and Urban Development-contd.								
6217 Loans for Urban Development-								
02- National Capital Region-								
191- Loans to Local Bodies, Corporation etc.-								
Loans for Organised Urban Development of Metropolitan cities and cities of National Importance	84,34.33		84,34.33			84,34.33		
Special Component Plan-S.C.Development of Metropolitan city	25,71.14		25,71.14			25,71.14		
Total-191	1,10,05.47		1,10,05.47			1,10,05.47		
800- Other Loans-								
Loans for Organised Urban area at Metropolitan cities and City of Natural Importance	1,31,22.50		1,31,22.50			1,31,22.50		
Special Component Plan- S.C. Development at Metropolitan City	10,73.74		10,73.74			10,73.74		
Total-800	1,41,96.24		1,41,96.24			1,41,96.24		
Total-02	2,52,01.71		2,52,01.71			2,52,01.71		
03- Integrated Development of small and Medium Towns-								
Other Loans-								
Loans for Integrated Development of Small and and Medium Town (CSS)	26,41.35		26,41.35			26,41.35		
Loans for creation of Fund	10,64.28		10,64.28			10,64.28		
Establishment of State Urban Development Authority	0.99		0.99			0.99		

16. DETAILED STATEMENT ON LOANS AND ADVANCES MADE BY GOVERNMENT

Head of Account	Balance as on 1st April 2010	Advanced during the year	Total	Repaid during the year	Write off of irrecoverable loans and advances	Balance as on 31st March 2011 to Revenue	Net increase (+) decrease (-) during the year	Interest Received and credited
							Amount	Percent
(In lakh of ₹)								
(2)- Loans for Social Services-contd.								
(c) Water Supply, Sanitation, Housing and Urban Development-contd.								
6217- Loans for Urban Development-								
03- Integrated Development of small and Medium Towns-								
Special Component Plan for Scheduled Castes-Integrated Development of Small and Medium Towns	5,37.66		5,37.66			5,37.66		
Loans for Establishment of Resettlement Development Fund	4,96.79		4,96.79			4,96.79		
	20,86.91		20,86.91			20,86.91		
Total-800	31,79.01		31,79.01			31,79.01		
	20,86.91		20,86.91			20,86.91		
Total-03	31,79.01		31,79.01			31,79.01		
60- Other Urban Development Schemes-								
191- Loans to Local Bodies, Corporations etc.-								
Loans to Municipal Boards-Special Component Plan for SC's	6.00		6.00			6.00		
Loans for Municipal Boards	24,63.50		24,63.50			24,63.50		
Loans to Development Authorities -Special Component Plan	48.34		48.34			48.34		
Loans to Development Authorities	64,54.50		64,54.50			64,54.50		
Loans to Development Authorities Kanpur Development Authority (Sponsored by World Bank)	30,52.24		30,52.24			30,52.24		
Loans to Kanpur Development Authority (Sponsored by World Bank)	5,79.54		5,79.54			5,79.54		
Uttar Pradesh Nagar Vikas Water Supply Schemes (Sponsored by World Bank)	1,47,26.19		1,47,26.19			1,47,26.19		

16. DETAILED STATEMENT ON LOANS AND ADVANCES MADE BY GOVERNMENT

Head of Account	Balance as on	Advanced during	Total	Repaid during	Write off of	Balance as on	Net increase (+)	Interest
	1st April 2010	the year		the year	irrecoverable loans and advances	31st March 2011 to Revenue	decrease (-) during the year	Received and credited
							Amount	Percent
(In lakh of ₹)								
(2)- Loans for Social Services-contd.								
(c) Water Supply, Sanitation, Housing and Urban Development-contd.								
6217- Loans for Urban Development-contd								
60- Other Urban Development Schemes-								
191- Loans to Local Bodies, Corporations etc.-								
Special Component Plan for Scheduled Castes-Uttar Pradesh Nagar Vikas and Water Supply Schemes (Sponsored by World Bank)	66,31.37		66,31.37			66,31.37		
Loans to Kanpur Development Authority for L.A.D. Scheme without interest Loans to Urban Development under	0.13		0.13			0.13		
L.A.D. Schemes	0.44		0.44			0.44		
Loans under Town Development	13.63		13.63			13.63		
Loans to Vikas Pradhikaran, Agra for beautification of Agra City	11.87		11.87			11.87		
Total-191	3,39,87.75		3,39,87.75			3,39,87.75		
800- Other Loans-								
Other Miscellaneous Loans	12,25.17		12,25.17			12,25.17		
Total-800	12,25.17		12,25.17			12,25.17		
Total-60	3,52,12.92		3,52,12.92			3,52,12.92		
Total-6217	20,86.91		20,86.91			20,86.91		
Total-(c) Water Supply, Sanitation, Housing and Urban Development	6,35,93.64		6,35,93.64			6,35,93.64		
	42,09.30		42,09.30			42,09.30		
	10,66,64.04		10,66,64.04			10,66,64.04		

16. DETAILED STATEMENT ON LOANS AND ADVANCES MADE BY GOVERNMENT

Head of Account	Balance as on Ist April 2010	Advanced during the year	Total	Repaid during the year	Write off of irrecoverable loans and advances	Balance as on 31st March 2011 to Revenue	Net increase (+) decrease (-) during the year		Interest Received and credited
							Amount	Percent	
(In lakh of ₹)									
(2)- Loans for Social Services-contd.									
(d) Information and Broadcasting-									
6220- Loans for Information and Publicity-									
60- Others -									
190- Loans to Public Sector and Other Undertakings-									
Loans to Associated Journals Limited, Lucknow	4.31		4.31			4.31			
Loans to United News of India, New Delhi	22.40		22.40			22.40			
Loans to U.P. Chalchitra Nigam	(-)19.17		(-)19.17			(-)19.17			
Loans to Hindustan Samachar Bahubhasi Sambad Samiti, New Delhi	28.07		28.07			28.07			
Total-190	35.61		35.61			35.61			
Total-60	35.61		35.61			35.61			
Total-6220	35.61		35.61			35.61			
Total-(d)Information and Broadcasting	35.61		35.61			35.61			
6225- Loans for Welfare of Scheduled Castes, Scheduled Tribes and Other Backward Classes-									
01- Welfare of Scheduled Castes-									
800- Other Loans-									
Loans to Local Bodies-M.I.G. Housing Schemes	10,26.16		10,26.16			10,26.16			

16. DETAILED STATEMENT ON LOANS AND ADVANCES MADE BY GOVERNMENT

Head of Account	Balance as on 1st April 2010	Advanced during the year	Total	Repaid during the year	Write off of irrecoverable loans and advances	Balance as on 31st March 2011 to Revenue	Net increase (+) decrease (-) during the year		Interest Received and credited
							Amount	Percent	
(In lakh of ₹)									
(2)- Loans for Social Services-contd.									
(e)- Welfare of Scheduled Castes, Scheduled Tribes and Other Backward Classes-									
6225- Loans for Welfare of Scheduled Castes, Scheduled Tribes and Other Backward Classes-concltd.									
01- Welfare of Scheduled Castes-									
Share Capital Loans to Handloom Weavers Co-operative Societies	37.62		37.62			37.62			
Loans to U.P Minority financial and development corporation	1,90.00		1,90.00			1,90.00			
Other Miscellaneous Loans	2,81.13		2,81.13			2,81.13			
Total-800	15,34.91		15,34.91			15,34.91			
Total-01	15,34.91		15,34.91			15,34.91			
02- Welfare of Scheduled Castes-									
190- Loans to Public Sector and Other Undertakings-	1,00.00		1,00.00			1,00.00			
Total-190	1,00.00		1,00.00			1,00.00			
Total-02	1,00.00		1,00.00			1,00.00			
03- Welfare of Backward class-									
190- Loans to Public Sector and Other Undertakings-									
Loans to U.P Minority financial and development corporation	3,24.88		3,24.88			3,24.88			
Total-190	3,24.88		3,24.88			3,24.88			
Total-03	3,24.88		3,24.88			3,24.88			

16. DETAILED STATEMENT ON LOANS AND ADVANCES MADE BY GOVERNMENT

Head of Account	Balance as on 1st April 2010	Advanced during the year	Total	Repaid during the year	Write off of irrecoverable loans and advances	Balance as on 31st March 2011 to Revenue	Net increase (+) decrease (-) during the year		Interest Received and credited
							Amount	Percent	
(In lakh of ₹)									
(2)- Loans for Social Services-contd.									
(e)- Welfare of Scheduled Castes, Scheduled Tribes and Other Backward Classes- conclud.									
6225- Loans for Welfare of Scheduled Castes, Scheduled Tribes and Other Backward Classes-conclud.									
80- General-									
800- Other Loans-									
03- Loans to Margin money loans to U.P Minority financial corporation Ltd.	2,24.23		2,24.23			2,24.23			
Total-800	2,24.23		2,24.23			2,24.23			
Total-80	2,24.23		2,24.23			2,24.23			
Total-6225	21,84.02		21,84.02			21,84.02			
Total-(e) Welfare of Scheduled Castes, Scheduled Tribes and Other Backward Classes	21,84.02		21,84.02			21,84.02			
6235- Loans for Social Security and Welfare-									
01- Rehabilitation-									
103- Displaced persons from former East Pakistan-									
Loans to displaced persons	13.89		13.89			13.89			
Loans to refugees from erstwhile East Pakistan	29.52		29.52			29.52			
Loans to Settlers from erstwhile East Pakistan for Construction of quarters	29.63		29.63			29.63			
Total-103	73.04		73.04			73.04			

16. DETAILED STATEMENT ON LOANS AND ADVANCES MADE BY GOVERNMENT

Head of Account	Balance as on 1st April 2010	Advanced during the year	Total	Repaid during the year	Write off of irrecoverable loans and advances	Balance as on 31st March 2011 to Revenue	Net increase (+) decrease (-) during the year		Interest Received and credited
							Amount	Percent	
(In lakh of ₹)									
(2)- Loans for Social Services-contd.									
(g) Social Welfare and Nutrition-									
6235- Loans for Social Security and Welfare-									
01- Rehabilitation-									
140- Rehabilitation of repatriates from other countries- Loans to Indians repatriated from Burma	36.91		36.91			36.91			
Total-140	36.91		36.91			36.91			
Total-01	1,09.95		1,09.95			1,09.95			
02- Social Welfare-									
800- Other Loans	0.36		0.36			0.36			
Total-800	0.36		0.36			0.36			
Total-02	0.36		0.36			0.36			
6235- Loans for Social Security and Welfare-									
60- Other Social Security and Welfare Programmes-									
800- Other Loans-									
Loans to Goldsmiths under Gold Control rules and for other productive purposes	91.44		91.44			91.44			
Total-800	91.44		91.44			91.44			
Total-60	91.44		91.44			91.44			
Total- 6235	2,01.75		2,01.75			2,01.75			
Total-(g) Social Welfare and Nutrition	2,01.75		2,01.75			2,01.75			

16. DETAILED STATEMENT ON LOANS AND ADVANCES MADE BY GOVERNMENT

Head of Account	Balance as on 1st April 2010	Advanced during the year	Total	Repaid during the year	Write off of irrecoverable loans and advances	Balance as on 31st March 2011 to Revenue	Net increase (+) decrease (-) during the year		Interest Received and credited
							Amount	Percent	
(In lakh of ₹)									
(2)- Loans for Social Services-contd.									
(g) Social Welfare and Nutrition-									
6235- Loans for Social Security and Welfare-									
(h) Others-									
6245- Loans for Relief on Account of Natural Calamities-									
01- Drought-									
800- Other Loans	4.84		4.84			4.84			
Total-800	4.84		4.84			4.84			
Total-01	4.84		4.84			4.84			
Total-6245	4.84		4.84			4.84			
(h) Others-									
6250- Loans for Other Social Services-									
195- Loans to Labour Co-operatives-									
Labour Co-operatives	5.35		5.35			5.35			
Total-195	5.35		5.35			5.35			
800- Other Loans-									
Margin Money Loans to educated Unemployed for setting up Industries	1,19.58		1,19.58			1,19.58			

16. DETAILED STATEMENT ON LOANS AND ADVANCES MADE BY GOVERNMENT

Head of Account	Balance as on 1st April 2010	Advanced during the year	Total	Repaid during the year	Write off of irrecoverable loans and advances	Balance as on 31st March 2011 to Revenue	Net increase (+) decrease (-) during the year		Interest Received and credited
							Amount	Percent	
(In lakh of ₹)									
(2)- Loans for Social Services-conclld.									
(h) Others-									
6250- Loans for Other Social Services-									
800- Other Loans-									
Loans to Uttar Pradesh Financial Corporation and other Institutions under the Schemes for assistance to unemployed persons	1,32.20		1,32.20			1,32.20			
Loans to U.P. State Agro-Industrial Corporation Limited for employment of Technical hands	52.23		52.23			52.23			
Other Miscellaneous Loans	1,00.01		1,00.01			1,00.01			
Total-800	4,04.02		4,04.02			4,04.02			
Total-6250	4,09.37		4,09.37			4,09.37			
Total-(h) Others	4,14.21		4,14.21			4,14.21			
Total-(2) Loans for Social Services	42,09.30		42,09.30			42,09.30			
	11,07,59.72		11,07,59.72			11,07,59.72			

16. DETAILED STATEMENT ON LOANS AND ADVANCES MADE BY GOVERNMENT

Head of Account	Balance as on	Advanced during	Total	Repaid during	Write off of	Balance as on	Net increase (+)	Interest
	1st April 2010	the year		the year	irrecoverable loans and advances	31st March 2011 to Revenue	decrease (-) during the year	Received and credited
							Amount	Percent
(In lakh of ₹)								
(3)- Loans for Economic Services-								
(a) Agriculture and Allied Activities-								
6401- Loans for Crop Husbandry-								
105- Manures and fertilizers Takavi loans for farmer	(-) 0.0 1 (-) 4,62.38		(-) 0.0 1 (-) 4,62.38			(-) 0.0 1 (-) 4,62.38		
Total-105	(-) 0.0 1 (-) 4,62.38		(-) 0.0 1 (-) 4,62.38			(-) 0.0 1 (-) 4,62.38		
107- Plant Protection-								
Plant Protection equipments	37.69		37.69			37.69		
Total-107	37.69		37.69			37.69		
108- Food grain Crops-								
Loans for General Takavi (G.P)	(-) 0.39 7.84		(-) 0.39 7.84			(-) 0.39 7.84		
Loans for purchase of cows and bulls	5.41		5.41			5.41		
Loans for milk business	1.51		1.51			1.51		
Loans under Cane Commissioner	0.50		0.50			0.50		
Total-108	(-)0. 39 15.26		(-)0. 39 15.26			(-)0. 39 15.26		

16. DETAILED STATEMENT ON LOANS AND ADVANCES MADE BY GOVERNMENT

Head of Account	Balance as on Ist April 2010	Advanced during the year	Total	Repaid during the year	Write off of irrecoverable loans and advances	Balance as on 31st March 2011 to Revenue	Net increase (+) decrease (-) during the year		Interest Received and credited
							Amount	Percent	
(In lakh of ₹)									
(3)- Loans for Economic Services- contd									
(a) Agriculture and Allied Activities-contd									
6401- Loans for Crop Husbandry-contd									
109 Commercial Crops	8.28		8.28			8.28			
Loans for construction of N.C.D.C scheme fertilizer go down	7,72.95		7,72.95			7,72.95			
Agricultural investment for seeds and marshy development	8,00.00		8,00.00			8,00.00			
Loans to Uttarakhand State Cooperative sugar mills for payment of sugarcane price	2,38,95.37		2,38,95.37			2,38,95.37			
Loan to Doiwalla sugar mill for onetime settlement of debts.	7,84.01		7,84.01			7,84.01			
Loans to Seeds & Tarai Vikas Nigam Ltd.	5,00.00		5,00.00			5,00.00			
	2,67,52.33		2,67,52.33			2,67,52.33			
Total-109	8.28		8.28			8.28			
110 Scheme for small and marginal farmers and Agricultural labours	6.25		6.25			6.25			
	6.25		6.25			6.25			
Total-110	20.99		20.99			20.99			
113 Agricultural Engineering	20.99		20.99			20.99			
Total-113	20.99		20.99			20.99			
119 Horticulture and Vegetable Crop-									
Loans for Development of Horticulture	28.53		28.53			28.53			
Total-119	28.53		28.53			28.53			

16. DETAILED STATEMENT ON LOANS AND ADVANCES MADE BY GOVERNMENT

Head of Account	Balance as on	Advanced during	Total	Repaid during	Write off of	Balance as on	Net increase (+)	Interest
	1st April 2010	the year		the year	irrecoverable loans and advances	31st March 2011 to Revenue	decrease (-) during the year	Received and credited
							Amount	Percent
(In lakh of ₹)								
(3)-	Loans for Economic Services-contd.							
(a)	Agriculture and Allied Activities-contd.							
6401-	Loans for Crop Husbandry-contd.							
190	Loans to Public Sector and Other Undertakings-							
	1,50.00		(-) 1,50.00	(-) 1,50.00	Not computable
	(-) 8,97.89		(-) 8,97.89			(-) 8,97.89		
	4,86.67		4,86.67			4,86.67		
	7.71		7.71			7.71		
	36,35		36,35			36,35		
	6,53.00		6,53.00			6,53.00		
	2,85.84		2,85.84	1,50.00		(-) 1,50.00	(-) 1,50.00	Not computable
195-	Loans to Farming Co-operatives-							
	1,56,31.03		1,56,31.03			1,56,31.03		
	1,79,00.32		1,79,00.32			1,79,00.32		
	35,44.44		35,44.44			35,44.44		
	3,70,75.79		3,70,75.79			3,70,75.79		
800-	Other Loans-							
	0.24		0.24			0.24		
	(-) 0.23		(-) 0.23			(-) 0.23		
	1.21		1.21			1.21		
	(-) 0.23		(-) 0.23			(-) 0.23		
	1.45		1.45			1.45		
	2,67,51.70	..	2,67,51.70	1,50.00	..	2,66,01.70	(-) 1,50.00	(-) 0.56
	3,70,17.70		3,70,17.70			3,70,17.70		

16. DETAILED STATEMENT ON LOANS AND ADVANCES MADE BY GOVERNMENT

Head of Account	Balance as on 1st April 2010	Advanced during the year	Total	Repaid during the year	Write off of irrecoverable loans and advances	Balance as on 31st March 2011 to Revenue	Net increase (+) decrease (-) during the year		Interest Received and credited
							Amount	Percent	
(In lakh of ₹)									
(3)- Loans for Economic Services-contd.									
(a) Agriculture and Allied Activities-contd.									
6402- Loans for Soil and Water Conservation-									
102- Soil Conservation-									
Soil Conservation in Agricultural Lands	4,09.41		4,09.41			4,09.41			
Other Miscellaneous Loans	(-).52	0.01	(-).52			(-).52			
	0.01		0.01			0.01			
Total-102	4,09.42		4,09.42			4,09.42			
Total-6402	4,09.42		4,09.42			4,09.42			
6403- Loans for Animal Husbandry-									
102- Cattle and Buffalo Development-									
Cattle Development	96.97		96.97			96.97			
Total-102	96.97		96.97			96.97			
Total-6403	96.97		96.97			96.97			
6404- Loans for Dairy Development-									
190- Loans to Public sector and other undertakings-									
Small Dairy Scheme Under Deen Dayal Development Society	1,14.30		1,14.30			1,14.30			
Total-190	1,14.30		1,14.30			1,14.30			
800- Other Loans	12,10.17		12,10.17			12,10.17			
Total-800	12,10.17		12,10.17			12,10.17			
Total-6404	13,24.47		13,24.47			13,24.47			

16. DETAILED STATEMENT ON LOANS AND ADVANCES MADE BY GOVERNMENT

Head of Account	Balance as on 1st April 2010	Advanced during the year	Total	Repaid during the year	Write off of irrecoverable loans and advances	Balance as on 31st March 2011 to Revenue	Net increase (+) decrease (-) during the year		Interest Received and credited
							Amount	Percent	
(In lakh of ₹)									
(3)- Loans for Economic Services-contd.									
(a) Agriculture and Allied Activities-contd.									
6405- Loans for Fisheries-									
195- Loans to Fishermen's Co-operatives-									
Fisherman's Co-operatives-Fishermen	0.45		0.45			0.45			
Total-195	0.45		0.45			0.45			
800- Other Loans	2.12		2.12			2.12			
Total-800	2.12		2.12			2.12			
Total-6405	2.57		2.57			2.57			
6406- Loans for Forestry and Wild Life-									
104- Forestry-									
Loans to trainees of the Forest Training Institute	2.02		2.02			2.02			
Total-104	2.02		2.02			2.02			
800- Other Loans	0.01		0.01			0.01			
Total-800	0.01		0.01			0.01			
Total-6406	2.03		2.03			2.03			
6407- Loans for Plantations-									
60- Others-									
800- Others Loans	0.15		0.15			0.15			
Total-800	0.15		0.15			0.15			
Total-6407	0.15		0.15			0.15			

16. DETAILED STATEMENT ON LOANS AND ADVANCES MADE BY GOVERNMENT

Head of Account	Balance as on Ist April 2010	Advanced during the year	Total	Repaid during the year	Write off of irrecoverable loans and advances	Balance as on 31st March 2011 to Revenue	Net increase (+) decrease (-) during the year		Interest Received and credited
							Amount	Percent	
(In lakh of ₹)									
(3)- Loans for Economic Services-contd.									
(a) Agriculture and Allied Activities-contd.									
6408- Loans for Food Storage and Warehousing-									
01- Food-									
190- Loans to Public Sector and Other Undertakings-									
Loans to U.P. State Food and Essential Commodities Corporation	3,98.86		3,98.86			3,98.86			
Total-190	3,98.86		3,98.86			3,98.86			
800- Other Loans-									
Nutritious and subsidiary Foods	9.76		9.76			9.76			
Total-800	9.76		9.76			9.76			
Total-01	4,08.62		4,08.62			4,08.62			
02- Storage and Warehousing-									
195- Loans to Co-operatives-									
Loans to Sale and Purchase Co-operative Society for construction of godown for storage/warehousing.	1.44		1.44			1.44			
Loans to Warehousing and Marketing Cooperatives	11,91.19		11,91.19			11,91.19			
Loans to U.P. State Warehousing Corporation	50.00		50.00			50.00			
Total-195	12,42.63		12,42.63			12,42.63			

16. DETAILED STATEMENT ON LOANS AND ADVANCES MADE BY GOVERNMENT

Head of Account	Balance as on	Advanced during	Total	Repaid during	Write off of	Balance as on	Net increase (+)	Interest
	1st April 2010	the year		the year	irrecoverable loans and advances	31st March 2011 to Revenue	decrease (-) during the year	Received and credited
							Amount	Percent
(In lakh of ₹)								
(3)- Loans for Economic Services-contd.								
(a)- Agriculture and Allied Activities-contd.								
6408- Loans for Food Storage and Warehousing-contd.								
800- Other Loans-								
Loans for setting up Cold Storages	58.72		58.72			58.72		
Total-800	58.72		58.72			58.72		
Total-02	13,01.35		13,01.35			13,01.35		
Total-6408	17,09.97		17,09.97			17,09.97		
6425- Loans for Cooperation-								
106- Loans to Multipurpose rural development	0.65		0.65			0.65		
Total-106	0.65		0.65			0.65		
107- Loans to Credit Cooperatives-								
Credit Cooperatives	0.41	..	0.41	..		0.41
Special Component Plan for Scheduled Casts	21,93.46		21,93.46			21,93.46		
Agriculture Credit Stabilisation Fund	2.56	0.24	2.80	..		2.80	(+) 0.24	(+) 9.38
Primary Cooperative	20,87.48		20,87.48			20,87.48		
Urban Cooperative Bank	16.09		16.09			16.09		
Loans under Cooperative Loans and Banking Scheme for renewal of branches of Cooperative Banks	56.30		56.30			56.30		
	10,11.33		10,11.33			10,11.33		
Total-107	53,64.66	0.24	53,64.66	..		53,64.66	(+) 0.24	(+) 9.38

16. DETAILED STATEMENT ON LOANS AND ADVANCES MADE BY GOVERNMENT

Head of Account	Balance as on	Advanced during	Total	Repaid during	Write off of	Balance as on	Net increase (+)	Interest
	1st April 2010	the year		the year	irrecoverable loans and advances	31st March 2011 to Revenue	decrease (-) during the year	Received and credited
							Amount	Percent
(In lakh of ₹)								
(3)- Loans for Economic Services-contd.								
(a)- Agriculture and Allied Activities-contd.								
6425- Loans for Cooperation- contd								
108- Loans to Other Cooperatives-								
Consumer Cooperatives	89.62		89.62			89.62		
Cooperative Consumer Stores	7.27		7.27			7.27		
For investment in debentures issued by U.P. State Cooperative Land Development Bank	1,02.99		1,02.99			1,02.99		
Cooperatives for trading in food grains and fertilizers	18.16		18.16			18.16		
Loans to U.P. Cooperative Federation for Soyabean Unit	49.21		49.21			49.21		
Loans to Legislative unit for establishment Margin Money Loans to Cooperative	27.25		27.25			27.25		
Societies for distribution of Consumer Goods	1,16.79		1,16.79			1,16.79		
Loans for distribution of consumers item sponsored by M.C.D.C.	87.59		87.59			87.59		
Margin money loan to Agricultural Cooperative loans society for Fertilizer Business	1,02.46		1,02.46			1,02.46		
Other Cooperatives	(-) 1,02.44		(-) 1,02.44	23.94		(-) 1,26.38 *	(-) 23.94	(-) 23.37
	0.29		0.29			0.29		
Total-108	(-) 1,02.44		(-) 1,02.44	23.94		(-) 1,26.38	(-) 23.94	(-) 23.37
190- Sub plan for Tribal Area Cooperative	6,01.63		6,01.63			6,01.63		
Sell and purchase plan	0.53		0.53			0.53		
Total-190	0.53		0.53			0.53		

(*) Minus balance is due to unapportionment of combined balances.

16. DETAILED STATEMENT ON LOANS AND ADVANCES MADE BY GOVERNMENT

Head of Account	Balance as on 1st April 2010	Advanced during the year	Total	Repaid during the year	Write off of irrecoverable loans and advances	Balance as on 31st March 2011 to Revenue	Net increase (+) decrease (-) during the year		Interest Received and credited
							Amount	Percent	
(In lakh of ₹)									
(3)- Loans for Economic Services-contd.									
(a) Agriculture and Allied Activities-concltd.									
6425- Loans for Cooperation-concltd.									
796 Tribal Area Sub Plans									
Cooperative Loans & Loan to S.T for separate Schemes	0.17	0.01	0.18	..		0.18	(+) 0.01	(+) 5.88	
Total-796	0.17	0.01	0.18	..		0.18	(+) 0.01	(+) 5.88	
800- Other Loans-									
Other Cooperatives	9,51.22		9,51.22			9,51.22			
Loans under integrated cooperative development scheme	14,21.90	25.88	14,47.78	7.50		14,40.28	(+) 18.38	(+) 1.29	
Total-800	14,21.90		14,21.90			14,21.90			
	9,51.22		9,51.22			9,51.22			
Total-6425	13,22.60	26.13	13,48.73	31.44	..	13,17.29	(-) 5.31	(-) 0.40	
69,18.69			69,18.69			69,18.69			
6435- Loans for other Agricultural Programmes-									
60- Others-									
101- Marketing facilities-									
Loans under the scheme for regulation of markets	56.97		56.97			56.97			
800- Other Loans	3,33		3,33			3,33			
Total-6435	60,30		60,30			60,30			
Total-(a) Agriculture and Allied Activities	2,80,73.78	26.13	2,80,99.91	1,81.44	..	2,79,18.47	(-) 1,55.31	(-) 0.55	
	4,75,42.27		4,75,42.27			4,75,42.27			

16. DETAILED STATEMENT ON LOANS AND ADVANCES MADE BY GOVERNMENT

Head of Account	Balance as on	Advanced during	Total	Repaid during	Write off of	Balance as on	Net increase (+)	Interest
	1st April 2010	the year		the year	irrecoverable loans and advances	31st March 2011 to Revenue	decrease (-) during the year	Received and credited
							Amount	Percent
(In lakh of ₹)								
(3)- Loans for Economic Services-contd.								
(b) Rural Development-								
6505- Loans for Rural Employment-								
200- Other Programmes	8.21		8.21			8.21		
	Total-200		8.21			8.21		
	Total-6505		8.21			8.21		
6506- Loans for Land Reforms-								
104- Loans to allottees of surplus land-								
Loans to new allottees of land for Agricultural purposes	40.20		40.20			40.20		
	Total-104		40.20			40.20		
	Total-6506		40.20			40.20		
6515- Loans for other Rural Development Programmes-								
101- Panchayati Raj-								
Loans to Gaon Sabhas for development and creation of productive assets	17.71		17.71			17.71		
	Total-101		17.71			17.71		
102- Community Development-								
Loans under National Extension Services Schemes	1,11.71		1,11.71			1,11.71		
	Total-102		1,11.71			1,11.71		
190- Loans to Public Sector and Other Undertakings-								
Deen Dayal Development Society	3.46		3.46			3.46		
	Total-190		3.46			3.46		
	Total-6515		1,32.87			1,32.87		
Total-(b) Rural Development	1,81.29		1,81.29			1,81.29		

16. DETAILED STATEMENT ON LOANS AND ADVANCES MADE BY GOVERNMENT

Head of Account	Balance as on Ist April 2010	Advanced during the year	Total	Repaid during the year	Write off of irrecoverable loans and advances	Balance as on 31st March 2011 to Revenue	Net increase (+) decrease (-) during the year		Interest Received and credited
							Amount	Percent	
(In lakh of ₹)									
(3)- Loans for Economic Services-contd.									
(c) Special Areas Programmes-									
6551- Loans for Hills Areas-									
60- Other Hill Areas- Housing-									
Loans for Housing to Development Authorities	7,14.27		7,14.27			7,14.27			
Loans for Housing to State Employees	1,93.24		1,93.24			1,93.24			
Loans to U. P. Jal Nigam for conversion of dry latrines into flush latrines	(-) 0.38 9,58.08		(-) 0.38 9,58.08			(-) 0.38 9,58.08			
Loans to Local Bodies	10,00.00 6,19.37		10,00.00 6,19.37			10,00.00 6,19.37			
Total	9,99.62 24,84.96		9,99.62 24,84.96			9,99.62 24,84.96			
Urban Development-									
Loans to Garhwal Mandal Vikas Nigam Ltd. for development and construction of buildings of border areas	18,88.13		18,88.13			18,88.13			
Total	18,88.13		18,88.13			18,88.13			
Welfare of Scheduled Castes, Scheduled Tribes and other Backward Classes-									
Loans to Dehradun Angora Project Garhwal Mandal Scheduled Tribes Vikas Nigam Limited	(-) 0.89 7.61		(-) 0.89 7.61			(-) 0.89 7.61			
Loans to Garhwal Mandal Vikas Nigam for construction of roads	(-) 1.54 1,82.37		(-) 1.54 1,82.37			(-) 1.54 1,82.37			
Total	(-) 2.43 1,89.98		(-) 2.43 1,89.98			(-) 2.43 1,89.98			

16. DETAILED STATEMENT ON LOANS AND ADVANCES MADE BY GOVERNMENT

Head of Account	Balance as on Ist April 2010	Advanced during the year	Total	Repaid during the year	Write off of irrecoverable loans and advances	Balance as on 31st March 2011 to Revenue	Net increase (+) decrease (-) during the year		Interest Received and credited
							Amount	Percent	
(In lakh of ₹)									
(3)- Loans for Economic Services-contd.									
(c) Special Areas Programmes-contd.									
6551- Loans for Hill Areas-contd.									
60- Other Hill Areas-contd.									
Crop Husbandry-									
Long term Horticultural loans	(-) 0.96 8,41.97		(-) 0.96 8,41.97	(-) 0.96 8,41.97	
Loans for establishment of Co-operative Societies and Co-operative consumer Stores	(-) 0.66 4,80.77		(-) 0.66 4,80.77	0.08		(-) 0.74 4,80.77	(-) 0.08	(-) 12.12	
Margin money loans for strengthening Co-operative Vidhyan Unit	(-) 0.76 3.53		(-) 0.76 3.53	(-) 0.76 3.53	
Margin money loans for Agricultural Societies for consumer goods	(-) 2.19 68.95		(-) 2.19 68.95	(-) 2.19 68.95	
Loans to Agricultural loans societies for agricultural fertilizer and business	(-) 8.65 18.49		(-) 8.65 18.49	(-) 8.65 18.49	
Loans for expansion of Industrial Co-operative Societies	(-) 2.64 1.15		(-) 2.64 1.15	(-) 2.64 1.15	
Share Capital Loans for Special Industrial Cooperative under special component plant for S.C's and Scheduled Tribes	(-) 0.08 2.52		(-) 0.08 2.52	(-) 0.08 2.52	
Total- Crop Husbandry	(-) 15.94 14,17.39		(-) 15.94 14,17.39	0.08		(-) 16.02 14,17.39	(-) 0.08	(-) 1.26	
Other Agricultural Programmes-									
Loans to Mashroom Production and other Agriculture programmes	2.26		2.26			2.26			
Loans for Peacock Plan	(-) 0.10 0.16		(-) 0.10 0.16	(-) 0.10 0.16	..		

16. DETAILED STATEMENT ON LOANS AND ADVANCES MADE BY GOVERNMENT

Head of Account	Balance as on 1st April 2010	Advanced during the year	Total	Repaid during the year	Write off of irrecoverable loans and advances	Balance as on 31st March 2011 to Revenue	Net increase (+) decrease (-) during the year		Interest Received and credited
							Amount	Percent	
(In lakh of ₹)									
(3)- Loans for Economic Services-contd.									
(c) Special Areas Programmes-contd.									
6551- Loans for Hill Areas-contd.									
60- Other Hill Areas-contd.									
Other Agricultural Programmes-contd									
Natural Calamity Takavi loan	(-) 0.13 11.02		(-) 0.13 11.02	(-) 0.13 11.02	
Loans to Kumaon Mandal Vikas Nigam for Nainital (Kevara Itra)	3,72.75		3,72.75			3,72.75			
Loans for Major Plan	(-) 0.0 6		(-) 0.0 6	(-) 0.0 6	
Loans to Gharhwal Mandal Vikas Nigam	2,07.77		2,07.77			2,07.77			
Loans for working capital to U.P.Forest Corporation	54.11		54.11			54.11			
Loans for Development of border areas	74.43		74.43			74.43			
Miscellaneous Loans	3,24.45		3,24.45			3,24.45			
Total	(-)0.29 10,46.95		(-)0.29 10,46.95	(-)0.29 10,46.95	
Minor Irrigation-									
Loans for village and Irrigation works	1.72 5,14.74		1.72 5,14.74			1.72 5,14.74			
Total	1.72 5,14.74		1.72 5,14.74			1.72 5,14.74			
Power Projects-									
Loans to U.P. State Electricity Board for financial assistance for Power Projects in Hill Areas	3,79,88.77		3,79,88.77			3,79,88.77			

16. DETAILED STATEMENT ON LOANS AND ADVANCES MADE BY GOVERNMENT

Head of Account	Balance as on 1st April 2010	Advanced during the year	Total	Repaid during the year	Write off of irrecoverable loans and advances	Balance as on 31st March 2011 to Revenue	Net increase (+) decrease (-) during the year		Interest Received and credited
							Amount	Percent	
(In lakh of ₹)									
(3)- Loans for Economic Services-contd.									
(c) Special Areas Programmes-concl'd									
6551- Loans for Hills Areas-concl'd.									
60- Other Hill Areas-concl'd.									
Power Projects- concl'd.									
Village and Small Industries-	(-) 14.90		(-) 14.90	(-) 14.90	
Small Industries and Establishment of District industries Centre	(-)3.55 8,07.07		(-)3.55 8,07.07	(-)3.55 8,07.07	
Development of Industries in Backward Areas	(-) 0.35 22,56.86		(-) 0.35 22,56.86	(-) 0.35 22,56.86	
Construction of Cold Storage for Marketing of Foods	(-)0.03 44.69		(-)0.03 44.69	(-)0.03 44.69	
Loans to Consolidated Margin money loan	1,13.30		1,13.30			1,13.30			
Loans to Road Transport for repair of bodies buses	4,75.26		4,75.26			4,75.26			
Loans to wooden Handloom Project Development	1,85.23		1,85.23			1,85.23			
Total	(-)18.83 4,18,71.18		(-)18.83 4,18,71.18	(-)18.83 4,18,71.18	
Other Loans	(-) 10.12 2.29		(-) 10.12 2.29	(-) 10.12 2.29	
Total- 60	9,53.73 4,94,15.62		9,53.73 4,94,15.62	9,53.73 4,94,15.62			
Total-6551	9,53.73 4,94,15.62	..	9,53.73 4,94,15.62	0.08	..	9,53.65 4,94,15.62	(-) 0.08	(-) 0.01	
Total-(c) Special Areas Programme	9,53.73 4,94,15.62	..	9,53.73 4,94,15.62	0.08	..	9,53.65 4,94,15.62	(-) 0.08	(-) 0.01	

16. DETAILED STATEMENT ON LOANS AND ADVANCES MADE BY GOVERNMENT

Head of Account	Balance as on 1st April 2010	Advanced during the year	Total	Repaid during the year	Write off of irrecoverable loans and advances	Balance as on 31st March 2011 to Revenue	Net increase (+) decrease (-) during the year		Interest Received and credited
							Amount	Percent	
(In lakh of ₹)									
(3)- Loans for Economic Services-contd.									
(d) Irrigation and Flood Control-contd.									
6575- Loans for other Special Areas Programmes-									
60- Others-									
800- Other Loans	3,68.65		3,68.65			3,68.65			
Total-800	3,68.65		3,68.65			3,68.65			
Total-60	3,68.65		3,68.65			3,68.65			
Total-6575	3,68.65		3,68.65			3,68.65			
6702- Loans for Minor Irrigation-									
800- Other Loans-									
Loans for Minor Irrigation works under Grow more Food Programmes (in other Areas)	7,00.39		7,00.39			7,00.39			
Loans for Minor Irrigation works under Grow More Food Programmes (In cane growing areas)	8,59.97		8,59.97			8,59.97			
Loans to Gaon Sabhas for Minor Irrigation Works	(-0.14)		(-0.14)			(-0.14)			
Loans for minor Irrigation	13.85		13.85			13.85			
Total-800	(-0.14)		(-0.14)			(-0.14)			
Total-6702	(-0.14)		(-0.14)			(-0.14)			
	15,74.21		15,74.21			15,74.21			

16. DETAILED STATEMENT ON LOANS AND ADVANCES MADE BY GOVERNMENT

Head of Account	Balance as on	Advanced during	Total	Repaid during	Write off of	Balance as on	Net increase (+)	Interest
	Ist April 2010	the year		the year	irrecoverable loans and advances	31st March 2011 to Revenue	decrease (-) during the year	Received and credited
							Amount	Percent
(In lakh of ₹)								
(3)- Loans for Economic Services-contd.								
(d) Irrigation and Flood Control-contd.								
6705- Loans for Command Area Development-								
190- Loans to Public sector and other undertakings								
800- Other Loans-	(-0.17)		(-0.17)			(-0.17)		
Loans to Agriculturists under the Area Development Scheme, Gandak, Ramganga and Sarda Tributaries	(-0.25)		(-0.25)			(-0.25)		
	73,54.67		73,54.67			73,54.67		
Special Area Development Programme	51.30		51.30			51.30		
Total-800	(-0.42)		(-0.42)			(-0.42)		
	74,05.97		74,05.97			74,05.97		
190- Loans to Public Sector and Other Undertakings-								
Lum sum provision for new plans	2,09.70		2,09.70			2,09.70		
Total-190	2,09.70		2,09.70			2,09.70		
Total-6705	(-0.42)		(-0.42)			(-0.42)		
	76,15.67		76,15.67			76,15.67		
Total-(d) Irrigation and Flood Control	(-) 0.56		(-) 0.56			(-) 0.56		
	95,58.53		95,58.53			95,58.53		

16. DETAILED STATEMENT ON LOANS AND ADVANCES MADE BY GOVERNMENT

Head of Account	Balance as on	Advanced during	Total	Repaid during	Write off of	Balance as on	Net increase (+)	Interest
	1st April 2010	the year		the year	irrecoverable loans and advances	31st March 2011 to Revenue	decrease (-) during the year	Received and credited
							Amount	Percent
(In lakh of ₹)								
(3)- Loans for Economic Services-contd.								
(e) Energy-								
6801- Loans for Power Projects-								
01- Hydro Electric generation								
190- Investment in Govt. undertaking & other undertaking								
Central Plan/Centrally sponsored schemes	3,92.50		3,92.50			3,92.50		
Loan/Assistance to Hydro Electric corporation	4,20.37		4,20.37			4,20.37		
Assistance to Uttarakhand Power corporation	1,50.00		1,50.00			1,50.00		
Loans from NABARD to Hydroelectric corporation	13,98.60	24,38.33	38,36.93	1,53.28		36,83.65	(+) 22,85.05	(+) 1,63.38
External aided Project	28,05.00	18,87.00	46,92.00	..		46,92.00	(+) 18,87.00	(+) 67.27
Total-190	51,66.47	43,25.33	94,91.80	1,53.28		93,38.52	(+) 41,72.05	(+) 80.75
204- Rural Electrification-								
Loans to U.P. State Electricity Board								
Priority fees for rural Electrification	1,74,06.50		1,74,06.50			1,74,06.50		
Loans to extra find Section	30,70.00		30,70.00			30,70.00		
Energisation of Tubewells under rural Electrification	7,04.00		7,04.00			7,04.00		
Total-204	2,11,80.50		2,11,80.50			2,11,80.50		
Total-01	51,66.47	43,25.33	94,91.80	1,53.28		93,38.52	(+) 41,72.05	(+) 80.75
	2,11,80.50		2,11,80.50			2,11,80.50		

16. DETAILED STATEMENT ON LOANS AND ADVANCES MADE BY GOVERNMENT

Head of Account	Balance as on 1st April 2010	Advanced during the year	Total	Repaid during the year	Write off of irrecoverable loans and advances	Balance as on 31st March 2011 to Revenue	Net increase (+) decrease (-) during the year		Interest Received and credited
							Amount	Percent	
(In lakh of ₹)									
(3)- Loans for Economic Services-contd.									
(e) Energy-concltd.									
6801- Loans for Power Projects-concltd.									
05- Transmission and distribution									
190- Investment in Govt. undertaking & other undertaking									
Central Plan/Centrally Spon.Scheme	5,96.92		5,96.92			5,96.92			
Loan to Uttarakhand power corporation	1,68,33.94	14,84.83	1,83,18.77			1,83,18.77	(+) 14,84.83	(+) 8.82	
Loans to Uttarakhand Power Corporation for rular Electrification	1,72,60.03		1,72,60.03	48,99.31		1,23,60.72	(-) 48,99.31	(-) 28.39	
Loans to Uttarakhand Power Corporation under M.N.P.	40,61.50		40,61.50			40,61.50			
Loans to Power Transmission Corporation from NABARD	72,07.49		72,07.49	23,52.16		48,55.33	(-) 23,52.16	(-) 32.63	
Loan to external subsidiary project (Dist.Scheme)	1,46.33		1,46.33			1,46.33			
Total - 190	4,61,06.21	14,84.83	4,75,91.04	72,51.47		4,03,39.57	(-) 57,66.64	(-) 12.51	
205- Transmission and Distribution-									
Loans to U.P. State Electricity Board for construction of Inter State Transmission Lines	2,10.01		2,10.01			2,10.01			
Total-205	2,10.01		2,10.01			2,10.01			
406- Ways and Means Advances to U.P. Electricity Board	16,74,18.72		16,74,18.72			16,74,18.72			
Total-406	16,74,18.72		16,74,18.72			16,74,18.72			
796- Welfare of ST									
Loans to Uttarakhand Power Corp.	9,63.90	16.35	9,80.25	2,47.86		7,32.39	(-) 2,31.51	(-) 24.02	
Loan to UPCL under District Plan	28.35		28.35			28.35			
Total - 796	9,92.25	16.35	10,08.60	2,47.86		7,60.74	(-) 2,31.86	(-) 23.33	

16. DETAILED STATEMENT ON LOANS AND ADVANCES MADE BY GOVERNMENT

Head of Account	Balance as on	Advanced during	Total	Repaid during	Write off of	Balance as on	Net increase (+)	Interest
	1st April 2010	the year		the year	irrecoverable loans and advances	31st March 2011 to Revenue	decrease (-) during the year	Received and credited
							Amount	Percent
(In lakh of ₹)								
(3)- Loans for Economic Services-contd.								
(e) Energy-concltd.								
6801- Loans for Power Projects-concltd.								
05- Transmission and distribution								
800- Other Loans to Electricity Boards-								
	(-)1,34,05.45		(-)1,34,05.45			(-)1,34,05.45		
Loans to U.P. State Electricity Board for financing Power Projects Loans to U.P.S.E.B. for Ambedker	1,06,90,36.32		1,06,90,36.32			1,06,90,36.32		
Village Electrification	1,74,55.14		1,74,55.14			1,74,55.14		
U.P. State Electricity Generation Corporation	3,28,80.23		3,28,80.23			3,28,80.23		
For value of transfered assets to UPSEB	66,61.96		66,61.96			66,61.96		
U.P. Laghu Vidyut Evam Alparthic Nigam	1,28,67.46		1,28,67.46			1,28,67.46		
In respect of transfered undertakings to UPSEB	67,39.12		67,39.12			67,39.12		
Loans to Electric Supply Companies	45.47		45.47			45.47		
Other miscellaneous Loans	9,08.16		9,08.16			9,08.16		
Loans to Central Government for payment of Custom Duty	2,87,25.00		2,87,25.00			2,87,25.00		
Ways means advances to U.P.S.E.B.	2,58,57.00		2,58,57.00			2,58,57.00		
Loan to external subsidiary project		
Total-800	(-)1,34,05.45		(-)1,34,05.45			(-)1,34,05.45		
Total-05	1,20,11,75.86		1,20,11,75.86			1,20,11,75.86		
	3,36,93.01	15,01.18	3,51,94.19	74,99.33		2,76,94.86	(-) 59,98.15	(-) 17.80
Total-6801	1,36,88,04.59		1,36,88,04.59			1,36,88,04.59		
	3,88,59.48	58,26.51	4,46,85.99	76,52.61	..	3,70,33.38	(-) 18,26.10	(-) 4.70
Total-(e) Energy	1,38,99,85.09		1,38,99,85.09			1,38,99,85.09		
	3,88,59.48	58,26.51	4,46,85.99	76,52.61	..	3,70,33.38	(-) 18,26.10	(-) 4.70
	1,38,99,85.09		1,38,99,85.09			1,38,99,85.09		

16. DETAILED STATEMENT ON LOANS AND ADVANCES MADE BY GOVERNMENT

Head of Account	Balance as on	Advanced during	Total	Repaid during	Write off of	Balance as on	Net increase (+)	Interest
	1st April 2010	the year		the year	irrecoverable loans and advances	31st March 2011 to Revenue	decrease (-) during the year	Received and credited
							Amount	Percent
(In lakh of ₹)								
(3)- Loans for Economic Services-contd.								
(f) Industry and Minerals-								
6851- Loans for Village and Small Industries-								
101- Industrial Estates-								
Establishment of Industries at Development Centres	5,00.66		5,00.66		5,00.66			
Total-101	5,00.66		5,00.66		5,00.66			
102- Small Scale Industries-	(-) 16.76		(-) 16.76		(-) 16.76			
Loans for Development of Small Scale	29.13		29.13		29.13			
Integrated Margin money loans	(-) 7.02		(-) 7.02		(-) 7.02			
	16,97.59		16,97.59		16,97.59			
Loans to married couples for establishment of Industries to encourage Intercaste Marriage	4.41		4.41		4.41			
Loans to Small Scale Sick Units for rejuvenation	1,69.19		1,69.19		1,69.19			
Loans to U.P. Small Industries Corporation for supply of Machines to Industries on Hire Purchase basis	16.00		16.00		16.00			
Loans to U.P. Minority Finance and Development Corporation	1,73.15		1,73.15		1,73.15			
Loans to U.P. Small Industries Corporation Limited for subsidiary Company U.P.S.I.C Potteries, Khurja	21.34		21.34		21.34			
Interest free Loans to U.P. state financial Corporation to stop the Tex trade	5,17.26		5,17.26		5,17.26			
Total-102	(-)23.78		(-)23.78		(-)23.78			
	26,28.07		26,28.07		26,28.07			

16. DETAILED STATEMENT ON LOANS AND ADVANCES MADE BY GOVERNMENT

Head of Account	Balance as on	Advanced during	Total	Repaid during	Write off of	Balance as on	Net increase (+)	Interest
	1st April 2010	the year		the year	irrecoverable loans and advances	31st March 2011 to Revenue	decrease (-) during the year	Received and credited
							Amount	Percent
(In lakh of ₹)								
(3)- Loans for Economic Services-contd.								
(f) Industry and Minerals-contd.								
6851- Loans for Village and Small Industries-contd.								
103- Handloom Industries-								
Loans for intensive Development of Handloom Industries	3,72.73		3,72.73			3,72.73		
Loans to flood affected handloom weavers	70.50		70.50			70.50		
Loans to U.P. Handloom Export Development Corporation	19.00		19.00			19.00		
Loans to U.P. Handloom Corporation	88.91		88.91			88.91		
Loans to Handloom Weavers for Modernisation	12.39		12.39			12.39		
Loans to U.P. Handloom Corporation for Sericulture Industries	2,77.84		2,77.84			2,77.84		
Interest free loan for buying cotton for the production of non-janata dresses in handloom area	7,04.89		7,04.89			7,04.89		
Loans for Establishing Warehousing	11.00		11.00			11.00		
Loans to U.P. State Handloom Corporation for Establishing Sales Centres for raw materials	22.74		22.74			22.74		
Loans under scheme for project package to Handloom Weavers	36.19		36.19			36.19		
Total-103	16,16.19		16,16.19			16,16.19		
104- Handicraft Industries-								
Loans to Handicraft Co-operative Societies for Share Capital	38.02		38.02			38.02		
Loans to Centrally Sponsored Scheme Draught affected Handicraft	28.40		28.40			28.40		
Total-104	66.42		66.42			66.42		

16. DETAILED STATEMENT ON LOANS AND ADVANCES MADE BY GOVERNMENT

Head of Account	Balance as on	Advanced during	Total	Repaid during	Write off of	Balance as on	Net increase (+)	Interest
	1st April 2010	the year		the year	irrecoverable loans and advances	31st March 2011 to Revenue	decrease (-) during the year	Received and credited
							Amount	Percent
(In lakh of ₹)								
(3)- Loans for Economic Services-contd.								
(f) Industry and Minerals-contd.								
6851- Loans for Village and Small Industries-contd.								
105- Khadi and Village Industries-								
Loans to U.P. Khadi and Village Industries Corporation	23.99		23.99			23.99		
Total-105	23.99		23.99			23.99		
107- Sericulture Industries-								
Loans for Improvement of keef Biju Koya production	13.05		13.05			13.05		
Total-107	13.05		13.05			13.05		
109- Composite Village and Small Industries Cooperative-								
Industrial Cooperative	6,49.55		6,49.55			6,49.55		
Loans to Non-textile Industries Cooperative society for Share Capital	5.23		5.23			5.23		
Loans for Advertisement Sale etc. in fairs and exhibition etc.	0.04		0.04			0.04		
Loans to Handloom Weavers Co-operative	9.13		9.13			9.13		
Total-109	6,63.95		6,63.95			6,63.95		
200- Other Village Industries-								
Loans in certain districts under scheme of Rural Industries Development	(-) 0.34 7.65		(-) 0.34 7.65			(-) 0.34 7.65		
Loans for Development of Rural Industries Project	(-) 1.47 80.42		(-) 1.47 80.42			(-) 1.47 80.42		
Loans for Establishing District Industries Centres	(-) 4.13 0.60		(-) 4.13 0.60			(-) 4.13 0.60		
Loans to U.P. Brassware Corporation	15.22		15.22			15.22		

16. DETAILED STATEMENT ON LOANS AND ADVANCES MADE BY GOVERNMENT

Head of Account	Balance as on 1st April 2010	Advanced during the year	Total	Repaid during the year	Write off of irrecoverable loans and advances	Balance as on 31st March 2011 to Revenue	Net increase (+) decrease (-) during the year		Interest Received and credited
							Amount	Percent	
(In lakh of ₹)									
(3)- Loans for Economic Services-contd.									
(f) Industry and Minerals-contd.									
6851- Loans for Village and Small Industries-concltd.									
200- Other Village Industries-concltd									
Loans to U.P. State Leather Development and Marketing Corporation	1,53.96		1,53.96			1,53.96			
Loans to U.P. Export Corporation for Carpet Industries	48.56		48.56			48.56			
Loans for maintenance of showroom and strengthening internal marketing	47.48		47.48			47.48			
Loans to Village Industries	1,29.00		1,29.00			1,29.00			
Loans to Handloom Industries	1,83.85		1,83.85			1,83.85			
Loans to Small Scale Industries	1,43.71		1,43.71			1,43.71			
Other Loans	55.38		55.38			55.38			
Total-200	(-) 5.94		(-) 5.94			(-) 5.94			
	8,65.83		8,65.83			8,65.83			
Total-6851	(-) 29.72		(-) 29.72			(-) 29.72			
	63,78.16		63,78.16			63,78.16			
6853- Loans for Non-ferrous Mining and Metallurgical Industries-									
190- Loans to Public Sector and Other Underttakings-									
Loans to U.P. State Mineral Development Corporation for Establishment of a plant for Control of environment pollution in Dehradun district	18,05.77		18,05.77			18,05.77			
Total-190	18,05.77		18,05.77			18,05.77			
Total-6853	18,05.77		18,05.77			18,05.77			

16. DETAILED STATEMENT ON LOANS AND ADVANCES MADE BY GOVERNMENT

Head of Account	Balance as on 1st April 2010	Advanced during the year	Total	Repaid during the year	Write off of irrecoverable loans and advances	Balance as on 31st March 2011 to Revenue	Net increase (+) decrease (-) during the year		Interest Received and credited
							Amount	Percent	
(In lakh of ₹)									
(3)- Loans for Economic Services-contd.									
(f) Industry and Minerals-contd.									
6854- Loans for Cement and Non-Metallic Mineral Industries-									
01- Cement-									
190- Loans to Public Sector and Other Undertakings-									
Loans to U.P. Cement Corporation Ltd.	1,10,54.51		1,10,54.51			1,10,54.51			
Total-190	1,10,54.51		1,10,54.51			1,10,54.51			
Total-01	1,10,54.51		1,10,54.51			1,10,54.51			
60- Others-									
190- Loans to Public Sector and Other Undertakings-									
U.P. State Textile Corporation	5,91.00		5,91.00			5,91.00			
Total-60	5,91.00		5,91.00			5,91.00			
Total-6854	1,16,45.51		1,16,45.51			1,16,45.51			
6858- Loans for Engineering Industries-									
04- Other Engineering Industries-									
190- Loans to Public Sector and Other Undertakings-									
Loans to Auto Tractors Limited	10,05.72		10,05.72			10,05.72			
Loans to U.P. State Industrial Development Corporation	58.98		58.98			58.98			
Total-190	10,64.70		10,64.70			10,64.70			
Total-04	10,64.70		10,64.70			10,64.70			
Total-6858	10,64.70		10,64.70			10,64.70			

16. DETAILED STATEMENT ON LOANS AND ADVANCES MADE BY GOVERNMENT

Head of Account	Balance as on Ist April 2010	Advanced during the year	Total	Repaid during the year	Write off of irrecoverable loans and advances	Balance as on 31st March 2011 to Revenue	Net increase (+) decrease (-) during the year		Interest Received and credited
							Amount	Percent	
(In lakh of ₹)									
(3)- Loans for Economic Services-contd.									
(f) Industry and Minerals-contd.									
6859- Loans for Telecommunication and Electronics Industries-									
02- Electronics-									
190- Loans to Public Sector and Other Undertakings-									
Loans to U.P. Electronics Corporation	31,23.45		31,23.45			31,23.45			
Loans to Uptron India Ltd. the Asstt. Company of U.P. electronic Nigam Ltd. for payment of Dendaries	2,85.00		2,85.00			2,85.00			
Total-190	34,08.45		34,08.45			34,08.45			
Total-02	34,08.45		34,08.45			34,08.45			
Total-6859	34,08.45		34,08.45			34,08.45			
6860- Loans for Consumer Industries -									
01 Textiles									
101- Loans to Co-operative Spinning Mills-									
U.P. Co-operative Spinning Mills Federation Limited, Kanpur	58,27.37		58,27.37			58,27.37			
Loans to U.P. Co-operative Spinning Mills Federation Limited, Kanpur	39,93.50		39,93.50			39,93.50			
Total-101	98,20.87		98,20.87			98,20.87			
190- Loans to Public Sector and Other Undertakings-									
Loans to Swadeshi Cotton Mill, Kanpur	3,40.22		3,40.22			3,40.22			
Loans to U.P. State Textile Corporation Limited, Kanpur	1,07,14.25		1,07,14.25			1,07,14.25			
Total-190	1,10,54.47		1,10,54.47			1,10,54.47			
Total-01	2,08,75.34		2,08,75.34			2,08,75.34			

16. DETAILED STATEMENT ON LOANS AND ADVANCES MADE BY GOVERNMENT

Head of Account	Balance as on Ist April 2010	Advanced during the year	Total	Repaid during the year	Write off of irrecoverable loans and advances	Balance as on 31st March 2011 to Revenue	Net increase (+) decrease (-) during the year		Interest Received and credited
							Amount	Percent	
(In lakh of ₹)									
(3)- Loans for Economic Services-contd.									
(f) Industry and Minerals-contd.									
6860- Loans for Consumer Industries-concltd.									
04- Sugar-									
190- Loans to Public Sector and Other Undertakings-									
Loans to Co-operative Sugar Mills	54,34.22		54,34.22			54,34.22			
Loans to U.P. State Sugar Corporation Limited	2,66,46.37		2,66,46.37			2,66,46.37			
Loans to Sugar Factory	1,36,48.73		1,36,48.73			1,36,48.73			
Total-190	4,57,29.32		4,57,29.32			4,57,29.32			
Total-04	4,57,29.32		4,57,29.32			4,57,29.32			
60- Others-									
Loans to I.T.R. company for establishment of treatment plant	45.00		45.00			45.00			
Total-60	45.00		45.00			45.00			
Total-6860	6,66,49.66		6,66,49.66			6,66,49.66			
6885- Other Loans to Industries and Minerals-									
01- Loans to Industrial Financial institutions-									
190- Loans to Public Sector and Other undertakings-									
Loans to Pradeshhiya Industrial and Investment Corporation of U.P. under Sales Tax Scheme	2,90,81.34		2,90,81.34			2,90,81.34			
Loans to Pradeshhiya Industrial and Investment Corporation of U.P. under Capital Investment Schemes	71,96.50		71,96.50			71,96.50			
Loans to U.P. State Industrial Development Corporation for Bhagidari Undertaking and equity participation in Joint Sectors	21,02.96		21,02.96			21,02.96			

16. DETAILED STATEMENT ON LOANS AND ADVANCES MADE BY GOVERNMENT

Head of Account	Balance as on	Advanced during	Total	Repaid during	Write off of	Balance as on	Net increase (+)	Interest
	1st April 2010	the year		the year	irrecoverable loans and advances	31st March 2011 to Revenue	decrease (-) during the year	Received and credited
							Amount	Percent
(In lakh of ₹)								
(3)- Loans for Economic Services-contd.								
(f) Industry and Minerals-contd.								
6885- Other Loans to Industries and minerals-contd.								
01- Loans to Industrial Financial institutions-concld.								
190- Loans to Public Sector and Other undertakings-concld.								
Loans to P.I.C.U.P. under Acharya Narendra dev fund	51.00		51.00			51.00		
Loans to Pradeshiya Industrial and Investment Corporation of U.P . for establishment of Tools Room Training Institute	21,23.30		21,23.30			21,23.30		
Loans to Industrial and Investment Corporation for occupation	26,00.07		26,00.07			26,00.07		
Loans to U.P. State Industrial Development Corporation Limited for setting up Industrial Institution	19,06.76		19,06.76			19,06.76		
Loans to U.P.State Industrial Development Corporation Limited for Industrial Area	4,87.16		4,87.16			4,87.16		
Total-190	4,55,49.09		4,55,49.09			4,55,49.09		
Total-01	4,55,49.09		4,55,49.09			4,55,49.09		
60- Others-								
800- Other Loans-								
Loans for New Okhla Industrial Development Project	25,57.74		25,57.74			25,57.74		
Loans to Indian Turpentine and Rosin Company Limited, Bareilly	1,11.45		1,11.45			1,11.45		
Loans to U.P. State Leather Development and Processing Corporation for Establishment of High frequencies and volcanising facility centre	55.00		55.00			55.00		

16. DETAILED STATEMENT ON LOANS AND ADVANCES MADE BY GOVERNMENT

Head of Account	Balance as on 1st April 2010	Advanced during the year	Total	Repaid during the year	Write off of irrecoverable loans and advances	Balance as on 31st March 2011 to Revenue	Net increase (+) decrease (-) during the year	Interest Received and credited
							Amount	Percent
(In lakh of ₹)								
(3)- Loans for Economic Services-contd.								
(f) Industry and Minerals- Concltd.								
6885- Other Loans to Industries and minerals-concltd.								
60- Others-concltd.								
800- Other Loans-concltd.								
Loans for aquisition of land of sports	1,67.18		1,67.18			1,67.18		
Loans to U.P. Export Corporation for Working Capital	20.00		20.00			20.00		
Loans to Bhadohi Development Authority	2,33.64		2,33.64			2,33.64		
Loans to U.P. Small Industries Corporation Limited for their hire purchase Scheme	19.52		19.52			19.52		
Loans to U.P.State Industrial Development Corporation Limited under Industrial Scheme	3,65.68		3,65.68			3,65.68		
Loans to U.P. Financial Corporation	29,26.00		29,26.00			29,26.00		
Total-800	64,56.21		64,56.21			64,56.21		
Total-60	64,56.21		64,56.21			64,56.21		
Total-6885	5,20,05.30		5,20,05.30			5,20,05.30		
Total-(f)Industry and Minerals	(-) 29.72		(-) 29.72			(-) 29.72		
	14,29,57.55		14,29,57.55			14,29,57.55		
(g) Transport-								
7055- Loans for Road Transport-								
101- Loans in Perpetuity to Road Transport Corporations-								
Loans to U.P. State Road Transport Corporation	14,34.82		14,34.82			14,34.82		
Total-101	14,34.82		14,34.82			14,34.82		
Total-7055	14,34.82		14,34.82			14,34.82		

16. DETAILED STATEMENT ON LOANS AND ADVANCES MADE BY GOVERNMENT

Head of Account	Balance as on 1st April 2010	Advanced during the year	Total	Repaid during the year	Write off of irrecoverable loans and advances	Balance as on 31st March 2011 to Revenue	Net increase (+) decrease (-) during the year		Interest Received and credited
							Amount	Percent	
(In lakh of ₹)									
(3)- Loans for Economic Services-contd.									
(g) Transport-									
7075- Loans for Other Transport Services-									
01- Roads and Bridges-									
190- Loans to Public Sector and Other Undertakings-			
800- Other Loans-									
Loans to Local Bodies for Repairs of road and Bridges	33.61		33.61			33.61			
Total-01	33.61		33.61			33.61			
Total-7075	33.61		33.61			33.61			
Total-(g) Transport	14,68.43		14,68.43			14,68.43			
(j) General Economic Services-									
7452- Loans for Tourism-									
80- Others-									
190- Loans to Public Sector and Other Undertakings-									
Loans to U.P. Tourism Development Corporation	2,60.37		2,60.37			2,60.37			
Total-190	2,60.37		2,60.37			2,60.37			
Total-80	2,60.37		2,60.37			2,60.37			
Total-7452	2,60.37		2,60.37			2,60.37			
7465- Loans for General Financial and Trading Institutions-									
101- General Financial Institutions-									
Loans to U.P. Financial Corporation	29.91		29.91			29.91			
Total-101	29.91		29.91			29.91			

16. DETAILED STATEMENT ON LOANS AND ADVANCES MADE BY GOVERNMENT

Head of Account	Balance as on 1st April 2010	Advanced during the year	Total	Repaid during the year	Write off of irrecoverable loans and advances	Balance as on 31st March 2011 to Revenue	Net increase (+) decrease (-) during the year	Interest Received and credited
								Amount
(In lakh of ₹)								
(3)- Loans for Economic Services-concltd.								
(j) General Economic Services-concltd.								
7465- Loans for General Financial and Trading Institutions-concltd.								
102- Trading Institutions-								
Loans to U.P. Export Corporation Limited for Working Capital	8.69		8.69			8.69		
Total-102	8.69		8.69			8.69		
Total-7465	38.60		38.60			38.60		
Total(j)-General Economic Services	2,98.97		2,98.97			2,98.97		
Total-(3) Loans for Economic Services	6,78,56.71	58,52.64	7,37,09.35	78,34.13	..	6,58,75.22	(-) 19,81.49	(-) 2.92
	1,64,14,07.75		1,64,14,07.75			1,64,14,07.75		
(4)- Loans to Government Servants-								
7610- Loans to Government Servants etc.-								
201- House Building Advances	6,14.31	1,05.33	7,19.64	5,82.21		1,37.45	(-) 4,76.88	(-) 77.63
	(-) 23,48.40		(-) 23,48.40			(-) 23,48.40		
Total-201	6,14.31	1,05.33	7,19.64	5,82.21		1,37.45	(-) 4,76.88	(-) 77.63
	(-) 23,48.40		(-) 23,48.40			(-) 23,48.40		
202- Advances for Purchase of Motor Conveyances	(-) 2,83.32		(-) 2,83.32(a)	66.53		(-) 3,49.85	(-) 66.53	(-) 23.48
	(-) 17,20.08		(-) 17,20.08			(-) 17,20.08		
Loans for Motor Car to Ex. M.L.A's and M.L.A's	3,64.68		3,64.68			3,64.68		
Total-202	(-) 2,83.32(a)		(-) 2,83.32(a)	66.53		(-) 3,49.85	(-) 66.53	(-) 23.48
	(-) 13,55.40		(-) 13,55.40			(-) 13,55.40		
203- Advances for Purchase of Other Conveyances	2,12.40		2,12.40	0.95		2,11.45	(-) 0.95	(-) 0.43
	(-) 5,30.83		(-) 5,30.83			(-) 5,30.83		
Total-203	2,12.40		2,12.40	0.95		2,11.45	(-) 0.95	(-) 0.43
	(-) 5,30.83		(-) 5,30.83			(-) 5,30.83		

16. DETAILED STATEMENT ON LOANS AND ADVANCES MADE BY GOVERNMENT

Head of Account	Balance as on	Advanced during	Total	Repaid during	Write off of	Balance as on	Net increase (+)	Interest
	1st April 2010	the year		the year	irrecoverable loans and advances	31st March 2011 to Revenue	decrease (-) during the year	Received and credited
							Amount	Percent
(In lakh of ₹)								
(4)- Loans to Government Servants-contd.								
7610- Loans to Government Servants etc.-contd.								
204- Computer Advances	(-) 0.37 7.40		(-) 0.37 7.40	0.09		(-) 0.46 7.40	(-) 0.09	(-) 24.32
Total-204	(-) 0.37 7.40		(-) 0.37 7.40	0.09		(-) 0.46 7.40	(-) 0.09	(-) 24.32
800- Other Advances	(-) 12.11 (-) 15.37		(-) 12.11 (-) 15.37	3.25		(-) 15.36 (-) 15.37	(-) 3.25	(-) 26.84
Total-800	(-) 12.11 (-) 15.37		(-) 12.11 (-) 15.37	3.25		(-) 15.36 (-) 15.37	(-) 3.25	(-) 26.84
Total-7610	5,30.91 (-) 42,42.60	1,05.33	6,36.24 (-) 42,42.60	6,53.03	..	(-) 16.79 (-) 42,42.60	(-) 5,47.70	(-) 1,03.16
TOTAL -(4)-Loans to Govt servants	5,30.91 (-) 42,42.60	1,05.33	6,36.24 (-) 42,42.60	6,53.03	..	(-) 16.79 (*) (-) 42,42.60	(-) 5,47.70	(-) 1,03.16
(5)- Loans for Miscellaneous Purposes-								
7615- Miscellaneous Loans-								
200- Miscellaneous Loans-								
Loans for housing to Ex-M.L.A's and M.L.A's	1,13.97 4,21.17		1,13.97 4,21.17			1,13.97 4,21.17		
Total-200	1,13.97 4,21.17		1,13.97 4,21.17			1,13.97 4,21.17		
Total-7615	1,13.97 4,21.17	10.00	1,23.97 4,21.17	1,23.97 4,21.17	(+) 10.00	(+) 8.77
Total-(5) Loans for Miscellaneous Purposes	1,13.97 4,21.17	10.00	1,23.97 4,21.17	1,23.97 4,21.17	(+) 10.00	(+) 8.77
GRAND TOTAL	7,43,08.97 1,75,93,10.18	59,67.97	8,02,76.94 1,75,93,10.18	84,87.16	..	7,17,89.78 1,75,93,10.18	(-) 25,19.19	(-) 3.39

(*) Minus balance is due to unapportionment of composite balances.

16. DETAILED STATEMENT ON LOANS AND ADVANCES MADE BY GOVERNMENT

2. The details of loans advanced during the year for Plan purposes and Centrally Sponsored Schemes (Including Central Plan Schemes) are given below:

	Plan	Centrally Sponsored Schemes (Including Central Plan Schemes)
	(In lakh of ₹)	
6425- Loans for Co-operation-		
107- Special component plan for S.C.	0.34	
796- Tribal Area Sub Plan	0.01	
800- Other loans	25.88	
Total-6425	26.13	
6801- Loans for Power Project-		
01- Hydo Electric Generation		
190- Investment in Government Undertakings and other undertakings		
Loans from NABARD to Hydroelectric Corporation	254.26	
Externally aided Projects	18,87.00	
Total-190	21,41.26	
Total-01	21,41.26	
05- Transmission and Distribution-		
190- Investment in Government Undertakings and other undertakings		
Loans to Uttarakhand Power Corporation	14,43.51	
796- Tribal Area Sub Plan	16.35	
Total-05	14,59.86	
Total-6801	36,01.12	
Grand Total	36,27.25	

(327)

17.DETAILED STATEMENT ON SOURCE AND APPLICATION OF FUNDS FOR EXPENDITURE OTHER THAN ON REVENUE ACCOUNT

Heads	On 1st April 2010	During the year 2010-11			On 31st March 2011
		Gross	Recoveries (In lakh of ₹)	Net	
Capital and Other Expenditure					
Capital Expenditure-					
General Services	11,33,32.42	1,04,70.90	..	1,04,70.90	12,38,03.32
Education, Sports ,Art and Culture	7,10,95.26	1,21,36.70	..	1,21,36.70	8,32,31.96
Health and Family Welfare	6,16,89.38	72,82.29	..	72,82.29	6,89,71.67
Water Supply,Sanitation, Housing and Urban Development	1,15,56.95	27,24.90	..	27,24.90	1,42,81.85
Information and Broadcasting					
Welfare of Scheduled Caste's, Scheduled tribes and Other Backward C	2,60,00.34	8,36.60	..	8,36.60	2,68,36.94
Social Welfare and Nutrition	41,78.43	5,43.58	..	5,43.58	47,22.01
Other Social Services	23,06.78			..	23,06.78
Agriculture and Allied Activities	3,40,66.16	12,83,39.25 (a)	12,64,37.64	19,01.61	3,59,67.77
Rural Development	4,81,55.68	97,28.89 (b)	..	97,28.89	5,78,84.57
Special Areas Programme	1,13,36.19			..	1,13,36.19
Irrigation and Flood Control	19,24,97.33	4,59,76.71	1,12,92.56	3,46,84.15	22,71,81.47
Energy	16,29,99.69	56,71.00	..	56,71.00	16,86,70.69
Industry and Minerals	(-) 3,14,51.37	3,14.73	..	3,14.73	(-) 3,11,36.64 (c)

(a) Excludes ₹ 45 lakh taken from the contingency Fund in 2009-10 but recouped to the Fund in the year 2010-11.

(b) Includes ₹ 5,46.83 lakh taken from the contingency Fund in 2010-11 but not recouped to the Fund till the close of the year.

(c) See foot note (a) at page no 218 in Statement 13.

17.DETAILED STATEMENT ON SOURCE AND APPLICATION OF FUNDS FOR EXPENDITURE OTHER THAN ON REVENUE ACCOUNT

Heads	On 1st April 2010	During the year 2010-11			On 31st March 2011
		Gross	Recoveries (In lakh of ₹)	Net	
Capital and Other Expenditure					
Capital Expenditure- contd.					
Transport	42,97,60.24	10,36,33.49	96,95.26	9,39,38.23	52,36,98.47
Science,Technology and Environment	0.00			..	0.00
General Economic Services	3,21,84.94	36,52.43 (c)	..	36,52.43	3,58,37.37
Total-Capital Expenditure	1,16,97,08.42	33,13,11.47	14,74,25.46	18,38,86.01	1,35,35,94.43
(c) Excludes ₹ 21,00.03 lakh taken from the contingency Fund in 2009-10 but recouped to the Fund in the year 2010-11.					

(329)

17.DETAILED STATEMENT ON SOURCE AND APPLICATION OF FUNDS FOR EXPENDITURE OTHER THAN ON REVENUE ACCOUNT

Heads	On 1st April 2010	During the year 2010-11			On 31st March 2011
			Net (In lakh of ₹)		
Capital and Other Expenditure contd.					
Loans and Advances-					
Loans and Advances for various Services-					
General Services	15,98.08	15,98.08
Water Supply,Sanitation, Housing and Urban Development	42,09.30	42,09.30
Agriculture and Allied Activities	2,84,73.77 (#)		(-) 1,55.31		2,83,18.46
Special Areas Programme	9,53.73		(-) 0.08		9,53.65
Irrigation and Flood Control	(-) 0.56 (#)		..		(-) 0.56
Energy	3,88,59.48		(-) 18,26.10		3,70,33.38
Industry and Minerals	(-) 29.72		..		(-) 29.72
Loans to Government Servants	5,30.91		(-) 5,47.70		(-) 16.79
Loans for Miscellaneous Purposes	1,13.97		10.00		1,23.97
Total-Loans and Advances	7,47,08.96 (#)		(-) 25,19.19		7,21,89.77

(330)

17.DETAILED STATEMENT ON SOURCE AND APPLICATION OF FUNDS FOR EXPENDITURE OTHER THAN ON REVENUE ACCOUNT

Heads	On 1st April 2010		During the year 2010-11		On 31st March 2011
			Net		
			(In lakh of ₹)		
Appropriation to the Contingency Fund	85,00.00		5,15,00.00		6,00,00.00
Total-Capital and Other Expenditure	1,25,29,17.38		23,28,66.82		1,48,57,84.20
Deduct-					
Contribution from Contingency Fund	32,98.29 (#)		(-) 15,98.20		17,00.09
Contribution from Miscellaneous Capital Receipts					
Contribution from development funds, reserve funds etc.					
Net- Capital and Other Expenditure	1,24,96,19.09 (#)		23,44,65.02		1,48,40,84.11
PRINCIPAL SOURCES OF FUNDS-					
Revenue Surplus (+)/Deficit (-) for 2010-11	(-) 51,64,90.59 (#)		(-) 12,90.38		(-) 51,77,80.97
Add- Adjustment on Account of retirement/ Disinvestment					
Debt-					
Internal Debt of the State Government	1,36,57,00.79		18,91,49.12		1,55,48,49.91
Loans and Advances from the Central Government	4,18,98.46		16,33.12		4,35,31.58
Small Savings, Provident Funds, etc.	29,53,44.63		8,69,72.40		38,23,17.03
Total-Debt	1,70,29,43.88 (#)		27,77,54.64		1,98,06,98.52

(331)

17.DETAILED STATEMENT ON SOURCE AND APPLICATION OF FUNDS FOR EXPENDITURE OTHER THAN ON REVENUE ACCOUNT

Heads	On 1st April 2010	During the year 2010-11		On 31st March 2011
		Net		
		(In lakh of ₹)		
PRINCIPAL SOURCES OF FUNDS-				
Other Obligations				
Contingency Fund	74.54		44,90.17	45,64.71
Reserve Fund	9,23,42.56		1,51,83.30	10,75,25.86
Deposits and Advances	15,74,20.57		45,58.70	16,19,79.27
Suspense and Miscellaneous(Other than amount closed to Government Account and Cash Balance Investment Account)	(-) 7,53,50.53		3,31,14.36	(-) 4,22,36.17
Remittances	(-) 5,71,42.78		(-) 3,02,91.34	(-) 8,74,34.12
Total Other Obligations	11,73,44.36		2,70,55.19	14,43,99.55
Total-Debt and Other Obligations	1,82,02,88.24		30,48,09.83	2,12,50,98.07
Deduct-Cash Balance	(-) 2,36,76.12		5,65,56.96	3,28,80.84
Deduct-Investments	7,78,64.74		1,24,97.48	9,03,62.22
Add-Amount closed to Government Account	10.06	..		10.06
Net Provision of Funds	1,24,96,19.09 (#)		23,44,65.02	1,48,40,84.11
(#) Changed Proforma				

18. DETAILED STATEMENT ON CONTINGENCY FUND AND PUBLIC ACCOUNT TRANSACTIONS

Head of Account	Opening Balance as on 1st April 2010	Receipts	Disbursements		Closing Balance as on 31st March 2011	Increase (+) Decrease (-)	
						Amount	Percent
(In lakh of ₹)							
8000- Contingency Fund-							
201 Appropriation from the Consolidated Fund	Cr . 85,00.00		5,15,00.00	..	Cr. 6,00,00.00	(+) 5,15,00.00	(+) 605.88
Council of Ministers	16,00.42	Dr. 16,00.42	(+) 1600.42	(*)
Land Revenue	Dr. 13.77		..	21.55	Dr. 35.32	(+) 21.55	(+) 156.00
Sales Tax	Dr. 8.56		Dr. 8.56
Public Service Commission	Dr. 28.33		28.33	(-) 28.33	(-) 100.00
Secretariat General Services	5.24	Dr. 5.24	(+) 5.24	(*)
District Administration	Dr. 45.84		Dr. 45.84
Other Administrative Services	Dr . 66.90		..	46.04	Dr. 1,12.94	(+) 46.04	(+) 68.82
General Education	Dr. 24.75		24.75	(-) 24.75	(-) 100.00
Medical and Public Health	Dr 2,88.54		Dr. 2,88.54
Urban Development	Dr. 0.54		..	1,90.32	Dr. 1,90.86	(+) 190.32	(+) 35,244.44
Information and Publicity	Dr. 8,11.31		8,11.31	(-) 8,11.31	(-) 100.00
Social Security and Welfare	Dr. 1.46		..	1,07.59	Dr. 109.05	(+) 1,07.59	(+) 7369.18
Relief on Account of Natural Calamities	4,85,78.88	Dr. 4,85,78.88	(+) 4,85,78.88	(*)
Crop Husbandry	Dr. 21,67.84		21,67.84	8,28.43	Dr. 8,28.43	(-) 1339.41	(-) 61.79
Animal Husbandry	Dr. 1,62.99		..	20.39	Dr. ,1,83.38	(+) 20.39	(+) 12.51
Dairy Development	Dr. 3,18.48		3,18.48	(-) 3,18.48	(-) 100.00

18. DETAILED STATEMENT ON CONTINGENCY FUND AND PUBLIC ACCOUNT TRANSACTIONS

Head of Account	Opening Balance as on 1st April 2010	Receipts	Disbursements		Closing Balance as on 31st March 2011	Increase (+) Decrease (-)		
						Amount	Percent	
(In lakh of ₹)								
8000- Contingency Fund-Contd.								
Fisheries	Dr. 42.65		42.65	(-) 42.65	(-) 100.00	
Forestry and Wild Life	1.00	Dr. 1.00	(+) 1.00	(*)	
Co-operation	Dr. 2.50		Dr. 2.50	
Other Rural Development Programmes	14,59.73	Dr. 14,59.73	(+) 1459.73	(*)	
Minor Irrigation	Dr. 11,23.22		11,23.22	(-) 1123.22	(-) 100.00	
Other Scientific Research	2,65.02	Dr. 2,65.02	(+) 265.02	(*)	
Civil Supplies	Dr. 19.50		Dr. 19.50	
Capital Outlay on Public Works	Dr. 87.32		Dr. 87.32	
Capital Outlay on Medical and Public Health	Dr. 1,30.00		Dr. 1,30.00	
Capital Outlay on Housing	Dr. 77.75		Dr. 77.75	
Capital Outlay on Food Storage & Warehousing	Dr. 45.00		45.00	(-) 45.00	(-) 100.00	
Capital Outlay on Other Rural Development Programmes	Dr. 2,58.19		..	5,46.83	Dr. 85.02	(+) 546.83	(+) 211.79	
Capital Outlay on Power Project.	Dr. 2,00.00		Dr. 200.00	
Capital Outlay on Tourism	Dr. 21,00.03		21,00.03	(-) 21,00.03	(-) 100.00	
Loans for Crop Husbandry	Dr. 4,00.00		Dr. 400.00	
TOTAL 8000	Cr 74.54		5,81,61.61	5,36,71.44	Cr. 45,64.71	(+) 4490.17	(+) 6023.84	
Total-Part-II-CONTINGENCY FUND	Cr 74.54		5,81,61.61	5,36,71.44	Cr. 45,64.71	(+) 4490.17	(+) 6023.84	

18. DETAILED STATEMENT ON CONTINGENCY FUND AND PUBLIC ACCOUNT TRANSACTIONS

Head of Account	Opening Balance as on 1st April 2010	Receipts	Disbursements	Closing Balance as on 31st March 2011	Increase (+) Decrease (-)	
					Amount	Percent
(In lakh of ₹)						
Part III Public Account						
I- Small Savings, Provident Funds, etc.- (A)						
(b)- Provident Funds-						
8009- State Provident Funds	Cr 29,58,91.97	13,44,46.21	4,76,90.24	Cr. 38,26,47.94	(+) 8,67,55.97	(+) 29.32
Total-(b) Provident Funds	Cr 29,58,91.97	13,44,46.21	4,76,90.24	Cr. 38,26,47.94	(+) 8,67,55.97	(+) 29.32
(c) Other Accounts-						
8010- Trusts and Endowments	Dr 31.63 Cr. 6.75	Dr. 31.63 Cr. 6.75
8011- Insurance and Pension Funds	Dr 5,15.71 Cr. 8,72,75.21	28,19.34	26,02.91	Dr 2,99.28 Cr. 8,72,75.21	(-) 2,16.43	(-) 41.97
Total-(c) Other Accounts	Dr 5,47.34 Cr. 8,72,81.96	28,19.34	26,02.91	Dr 3,30.91 Cr. 8,72,81.96	(-) 2,16.43	(-) 39.54
Total-I-Small Savings, Provident Funds, etc.	Cr 29,53,44.63 Cr 8,72,81.96	13,72,65.55	5,02,93.15	Cr 38,23,17.03 Cr 8,72,81.96	(+) 8,69,72.40	(+) 29.45
J- Reserve Funds-						
(a)- Reserve Funds bearing interest-						
8115- Depreciation / Renewal Reserve Funds-						
103- Depreciation Reserve Funds- Government Commercial Departments and Undertakings	Cr. 1.27 Cr. 9,78,47.58	Cr. 1.27 Cr. 9,78,47.58
105- Depreciation Reserve Fund -Investment Account	Dr. 44,41.57			Dr. 44,41.57		
Gross Total-8115- Investment	Cr. 1.27 Cr. 9,78,47.58 Dr. 44,41.57	Cr. 1.27 Cr. 9,78,47.58 Dr. 44,41.57

18. DETAILED STATEMENT ON CONTINGENCY FUND AND PUBLIC ACCOUNT TRANSACTIONS

Head of Account	Opening Balance as on 1st April 2010	Receipts	Disbursements		Closing Balance as on 31st March 2011	Increase (+) Decrease (-)	
						Amount	Percent
(In lakh of ₹)							
Part III Public Account contd-							
J- Reserve Funds contd.							
(a)- Reserve Funds bearing interest-contd.							
8121- General and Other Reserve Funds-							
102- Development Fund for Agricultural Purposes	Cr. 1,20.51		..		Cr. 1,20.51		
111- Contingency Reserve Fund-Electricity	Cr. 6.19				Cr. 6.19		
Total-8121	Cr. 1,26.70				Cr. 1,26.70		
Total-(a) Reserve Funds bearing interest Gross	Cr. 1.27 Cr. 9,79,74.28		Cr. 1.27 Cr. 9,79,74.28		..
Investment	Dr. 44,41.57				Dr. 44,41.57		
(b)- Reserve Funds not bearing Interest-							
8222- Sinking Funds-							
01- Appropriation for Reduction or avoidance of Debt-							
101- Sinking Funds	Cr. 8,28,00.00		1,25,00.00	..	Cr. 9,53,00.00	(+) 1,25,00.00	(+) 15.10
02- Sinking Fund Investment Account							
101- Sinking Funds	Dr. 7,53,64.74		2.52	1,25,00.00	Dr. 8,78,62.22	(+) 1,24,97.48	(+) 16.50
Gross.	Cr. 8,28,00.00		1,25,00.00	..	Cr. 9,53,00.00	(+) 1,25,00.00	(+) 15.10
Total-8222	Cr. 61,66,39.66				Cr. 61,66,39.66		
Investment	Dr. 7,53,64.74		2.52	1,25,00.00	Dr. 8,78,62.22	(+) 1,24,97.48	(+) 16.58

18. DETAILED STATEMENT ON CONTINGENCY FUND AND PUBLIC ACCOUNT TRANSACTIONS

Head of Account	Opening Balance as on 1st April 2010	Receipts	Disbursements	Closing Balance as on 31st March 2011	Increase (+) Decrease (-)	
					Amount	Percent
(In lakh of ₹)						
Part III Public Account contd-						
J- Reserve Fund- contd.						
(b)- Reserve Funds not bearing Interest-contd.						
8223- Famine Relief Fund-						
101- Famine Relief Funds	Cr. 9,25.25			Cr. 9,25.25		
102- Famine Relief Funds investment Account	Dr. 78.01			Dr. 78.01		
Gross Total-8223 Investment	Cr. 9,25.25 Dr. 78.01			Cr. 9,25.25 Dr. 78.01		
8225- Roads and Bridges Fund-						
02- State Roads and Bridges Fund-						
101- State Road and Bridges Fund	Cr. 2,65,62.89			Cr. 2,65,62.89		
Total-8225	Cr. 2,65,62.89			Cr. 2,65,62.89		
8226- Depreciation/Renewal Reserve Fund-						
102- Depreciation Reserve Fund of Government Non-Commercial Departments	Cr. 3,14.60			Cr. 3,14.60		
Total-8226	Cr. 3,14.60			Cr. 3,14.60		

18. DETAILED STATEMENT ON CONTINGENCY FUND AND PUBLIC ACCOUNT TRANSACTIONS

Head of Account	Opening Balance as on 1st April 2010	Receipts	Disbursements	Closing Balance as on 31st March 2011	Increase (+) Decrease (-)	
					Amount	Percent
(In lakh of ₹)						
Part III Public Account contd-						
J- Reserve Fund- contd.						
(b)- Reserve Funds not bearing Interest-contd.						
8229- Development and Welfare Funds-						
101- Development Funds for Educational Purposes	Cr. 0.65 Cr. 33,26.42		Cr. 0.65 Cr. 33,26.42	
102- Development Funds for Medical and Public Health Purposes	Cr. 25,54.95			Cr. 25,54.95		
103- Development Funds for Agricultural Purposes	Dr. 2.19			Dr. 2.19		
105- Sugar Development Fund	Cr. 9,57.88 Cr. 10,00.00		Cr. 9,57.88 Cr. 10,00.00	
106- Industrial Development Funds	Cr. 14,56.95			Cr. 14,56.95		
109- Co-operative Development Fund	Cr. 4.77			Cr. 4.77		
110- Electricity Development Fund	Cr. 8,77.34		Cr. 8,77.34	
200- Other Development and Welfare Fund	Cr. 52,05.42 Cr. 2,85,63.91		28,12.50 1,29.20	Cr. 78,88.72 Cr. 2,85,63.91	(+) 26,83.30	(+) 51.54
Total-8229	Cr. 70,41.29 Cr. 3,69,04.81		28,12.50 1,29.20	Cr. 97,24.59 Cr. 3,69,04.81	(+) 26,83.30	(+) 38.11

18. DETAILED STATEMENT ON CONTINGENCY FUND AND PUBLIC ACCOUNT TRANSACTIONS

Head of Account	Opening Balance as on 1st April 2010	Receipts	Disbursements	Closing Balance as on 31st March 2011	Increase (+) Decrease (-)	
					Amount	Percent
(In lakh of ₹)						
Part III Public Account contd-						
J- Reserve Fund- conclud.						
(b)- Reserve Funds not bearing Interest-conclud.						
8235- General and Other Reserve Funds-						
102- Zamindari Abolition Fund	Dr. 7,07.78 (#)			Dr. 7,07.78		
103- Religious and Charitable Endowment Funds	Cr. 33.79			Cr. 33.79		
105- General Insurance Fund	Cr. 27.78			Cr. 27.78		
111- Calamity Relief Fund	Cr. 1,80,63.99 (#)			Cr. 1,80,63.99		
117- Guarantee Redemption Fund	Cr. 25,00.00			Cr. 25,00.00
120- Guarantee Redemption Fund Investment	Dr. 25,00.00			Dr. 25,00.00		
200- Other Funds	Cr. 5,09.03			Cr. 5,09.03		
Total-8235						
Gross	Cr. 25,00.00			Cr. 25,00.00		
Investment	Cr. 1,93,42.36			Cr. 1,93,42.36		
Total-(b) Reserve Funds not bearing Interest	Cr. 9,23,41.29	1,53,12.50	1,29.20	Cr. 10,75,24.59		
Gross	Cr. 70,06,89.57			Cr. 70,06,89.57		
Investment	Dr. 7,78,64.74	2.52	1,25,00.00	Dr. 9,03,62.00		
	Dr. 78.01			Dr. 78.01		
Total-J-Reserve Funds						
Gross	Cr. 9,23,42.56	1,53,12.50	1,29.20	Cr. 10,75,25.86		
Investment	Dr. 7,78,64.74	2.52	1,25,00.00	Dr. 9,03,62.22		
	Dr. 45,19.58			Dr. 45,19.58		

(#) Changed proforma

18. DETAILED STATEMENT ON CONTINGENCY FUND AND PUBLIC ACCOUNT TRANSACTIONS

Head of Account	Opening Balance as on 1st April 2010	Receipts	Disbursements	Closing Balance as on 31st March 2011	Increase (+) Decrease (-)	
					Amount	Percent
(In lakh of ₹)						
Part III Public Account contd-						
K- Deposits and Advances - contd.						
(a)- Deposits bearing interest-						
8336- Civil Deposits-						
101- Security Deposits	Cr. 95.56			Cr. 95.56		
Total-8336	Cr. 95.56			Cr. 95.56		
8338- Deposits of Local Funds-						
104- Deposits of Other Autonomous Bodies	Cr. 97,26.79 Cr. 53,04,69.10 (#)	1,38,79.08	2,11,48.64	Cr. 24,57.23 Cr. 53,04,69.10	(-) 72,69.56	(-) 74.74
Total-8338	Cr. 97,26.79 Cr. 53,04,69.10	1,38,79.08	2,11,48.64	Cr. 24,57.23 Cr. 53,04,69.10	(-) 72,69.56	(-) 74.74
8342- Other Deposits-						
117- Defined Contribution Pension Scheme For Govt.Employee	Cr. 1,68,37.33	62,12.80	50,63.13	Cr. 1,79,87.00	(+) 11,49.67	(+) 6.83
120- Miscellaneous Deposits	Cr. 16,49.80 Dr. 3,19.81	Cr. 16,49.80 Dr. 3,19.81		
Total-8342	Cr. 1,84,87.13 Dr. 3,19.81	62,12.80	50,63.13	Cr. 1,96,36.80 Dr. 3,19.81	(+) 11,49.67	(+) 6.22
Total-(a)-Deposits bearing interest	Cr. 2,82,13.92 Cr. 53,02,45.29	2,00,91.88	2,62,11.77	Cr. 2,20,94.03 Cr. 53,02,45.29	(-) 61,19.89	(-) 21.69
(b)- Deposits not bearing interest-						
8443- Civil Deposits-						
101- Revenue Deposits	Cr. 1,74,27.43 Cr. 7,77,74.35	68,87.70	53,23.02	Cr. 1,89,92.11 Cr. 7,77,74.35	(+) 1564.68	(+) 8.98
103- Security Deposits	Cr. 8,31.40 Cr. 92,70.43	38.15	28.97	Cr. 8,40.58 Cr. 92,70.43	(+) 9.18	(+) 1.10

(#) Changed proforma

18. DETAILED STATEMENT ON CONTINGENCY FUND AND PUBLIC ACCOUNT TRANSACTIONS

Head of Account	Opening Balance as on 1st April 2010	Receipts	Disbursements		Closing Balance as on 31st March 2011	Increase (+) Decrease (-)		
						Amount	Percent	
(In lakh of ₹)								
Part III Public Account contd-								
K- Deposits and Advances - contd.								
(b)- Deposits not bearing interest-contd.								
8443- Civil Deposits-								
104- Civil Courts Deposits	Cr. 34,35.10 Cr. 8,02,11.38		8,78.01	36,63.72	Cr. 6,49.39 Cr. 8,02,11.38		(-) 27,85.71	(-) 81.10
105- Criminal Court's Deposits	Dr. 2.32 Cr. 29,88.67		7.34	9.45	Dr. 4.73 Cr. 29,88.67		(+) 2.41	(+) 103.87
106- Personal Deposits	Cr. 2,04.61 Cr. 16,61.95		1.68	7.06	Cr. 1,99.23 Cr. 16,61.95		(-) 5.38	(-) 2.63
107- Trust Interest Funds	Cr. 1.73 Cr. 1,63,05.73		1.68	1.79	Cr. 1.62 Cr. 1,63,05.73		(-) 0.11	(-) 6.36
108- Public Works Deposits	Cr. 4,61,35.30 Cr. 81.22		10,40,40.64	8,99,78.86	Cr. 6,01,96.98 Cr. 81.22		(+) 1,40,61.68	(+) 30.48
109- Forest Deposits	Cr. 1,54,93.29 Cr. 8,94.00		88,20.63	67,45.33	Cr. 1,75,68.59 Cr. 8,94.00		(+) 20,75.30	(+) 13.39
110- Deposits of Police Funds	Dr. 0.31 Cr. 2,63.55				Dr. 0.31 Cr. 2,63.55			
111- Other Departmental Deposits	Dr. 43.70 Cr. 45,21.97		13.77	18.24	Dr. 48.17 Cr. 45,21.97		(+) 4.47	(+) 10.23
112- Deposits for Purchase etc.in India	Cr. 0.02 Cr. 8.33				Cr. 0.02 Cr. 8.33			
113- Deposits for Purchases etc.,abroad	Cr. 1,83,36.27				Cr. 1,83,36.27			
114- Export Trade Deposits	Cr. 2.19				Cr. 2.19			
115- Deposit received by Government Commercial Undertakings	Dr. 1,46.22				Dr. 1,46.22			
			

18. DETAILED STATEMENT ON CONTINGENCY FUND AND PUBLIC ACCOUNT TRANSACTIONS

Head of Account	Opening Balance as on 1st April 2010	Receipts	Disbursements		Closing Balance as on 31st March 2011	Increase (+) Decrease (-)	
						Amount	Percent
(In lakh of ₹)							
Part III Public Account contd-							
K- Deposits and Advances - contd.							
(b)- Deposits not bearing interest-contd.							
8443- Civil Deposits concld.							
116-	Deposits under various Central and States Acts	Cr.	1,17.14		Cr.	1,17.14	
		Dr.	37.76		Dr.	37.76	
117-	Deposit for Work done for Public Bodies or Private Individuals	Cr.	40,19.85		Cr.	40,19.85	
		Cr.	0.71		Cr.	0.71	
118-	Deposit of Fees received by Government Servants for work done for Private Bodies	Cr.	7,35.00		Cr.	7,35.00	
		Cr.	2,88.45	33.70	Cr.	2,86.06	(-) 2.39
121-	Deposit in Connection with Elections	Cr.	48,37.03	36.09	Cr.	48,37.03	(-) 0.83
		Dr.	2,05.61		Dr.	2,05.61	
123-	Deposit of Educational Institutions	Cr.	10,44.32		Cr.	10,44.32	
124-	Unclaimed Deposits in the General Provident Fund	Cr.	15.51		Cr.	15.51	
				0.16	Cr.	0.16	0.16
126-	Unclaimed Deposits in Other Provident Funds	Cr.	3.38	..	Cr.	3.38	(*)
		Cr.	1,00.17		Cr.	100.17	
129-	Deposit on Account of Cost Price of Liquor, Ganja and Bhang	Cr.	67.15		Cr.	67.15	
		Cr.	1,49,21.61	3,33,57.83	Cr.	1,17,40.20	(-) 3181
800-	Other Deposits	Cr.	1,77,17.71	3,65,39.24	Cr.	1,77,17.71	(-) 21.32
900-	Civil Court Lapsed Deposit		Dr.	3,90.80	(+) 390.80
				3,90.80	Dr.	3,90.80	(*)
		Cr.	9,85,50.12	15,40,81.29	Cr.	10,98,88.44	
Total-8443		Cr.	24,07,30.91	14,27,42.97	Cr.	24,07,30.91	

18. DETAILED STATEMENT ON CONTINGENCY FUND AND PUBLIC ACCOUNT TRANSACTIONS

Head of Account	Opening Balance as on 1st April 2010	Receipts	Disbursements	Closing Balance as on 31st March 2011	Increase (+) Decrease (-)	
					Amount	Percent
(In lakh of ₹)						
Part III Public Account contd-						
K- Deposits and Advances - contd.						
(b)- Deposits not bearing interest-contd.						
8448- Deposit of Local Funds-						
101- District Funds	Cr. 20,53.47 Cr. 2,10,66.51 (#)	47,86.46	36,98.53	Cr. 31,41.40 Cr. 2,10,66.51	(+) 1087.93	(+) 52.98
102- Municipal Funds	Cr 6.75 Cr. 3,31,09.85 (#)	2,32,70.56	2,11,13.99	Cr 21,63.32 Cr. 3,31,09.85	(+) 2156.57	(+) 31949.19
103- Cantonment Funds	Dr. 1,45.74 Cr. 48,03.87			Dr. 1,45.74 Cr. 48,03.87		
105- State Transport Corporation Fund	Dr. 61.88 Dr. 80.93			Dr. 61.88 Dr. 80.93		
106- Funds of the I.C.A.R.	Cr 2.77 Cr 25,33.32			Cr 2.77 Cr 25,33.32		
107- State Electricity Boards Working Funds	Cr. 2,75.83			Cr. 2,75.83		
108- State Housing Board Funds	Cr. 98.45 (#)			Cr. 98.45		
109- Panchayat Bodies Funds	Cr. 10,99.37 Cr. 30,84.44 (#)	4,78.58	6,02.48	Cr. 9,75.47 Cr. 30,84.44	(-) 103.90	(-) 11.27
110- Education Funds	Cr 17,45.13 Cr. 2,01,93.66			Cr 17,45.13 Cr. 2,01,93.66		
111- Medical and Charitable Funds	Dr 6,61.71 Cr. 26,17.56			Dr 6,61.71 Cr. 26,17.56		
120- Other Funds	Cr 2,66,19.98 Cr. 1,63,02.12 (#)	3,19,33.53	3,57,13.66	Cr 2,28,39.85 Cr. 1,63,02.12	(-) 3780.13	(-) 14.20
Total-8448	Cr 3,06,58.14 Cr. 10,40,04.68	6,04,69.13	6,11,28.66	Cr 2,99,98.61 Cr. 10,40,04.68	(-) 659.53	(-) 2.15

(#) Changed proforma

18. DETAILED STATEMENT ON CONTINGENCY FUND AND PUBLIC ACCOUNT TRANSACTIONS

Head of Account	Opening Balance as on 1st April 2010	Receipts	Disbursements	Closing Balance as on 31st March 2011	Increase (+) Decrease (-)	
					Amount	Percent
(In lakh of ₹)						
Part III Public Account contd-						
K- Deposits and Advances - contd.						
(b)- Deposits not bearing interest-concl.						
8449- Other Deposits-						
103- Subventions from Central Road Fund	Cr. 16,41.60			Cr. 16,41.60		
120- Miscellaneous Deposits	Cr. 2,62.01			Cr. 2,62.01		
Total-8449	Cr. 19,03.61			Cr. 19,03.61		
Total-(b) Deposits not bearing interest	Cr. 34,66,39.20	21,45,50.42	20,38,71.63	Cr. 34,66,39.20	(+) 1,06,78.79	(+) 8.26
(c)- Advances-						
8550- Civil Advances-						
101- Forest Advances	Cr. 0.60	1,17,27.88	1,17,28.05	Cr. 0.43 Dr. 7,48.05	(-) 0.17	(*)
102- Revenue Advances	Dr. 0.55 Cr. 9.32			Dr. 0.55 Cr. 9.32		
103- Other departmental advances	Dr. 0.47 Cr. 11,30.10			Dr. 0.47 Cr. 11,30.10		
104- Other advances	Dr. 1.19 Dr. 15,39.34		0.03	Dr. 1.22 Dr. 15,39.34	(+) 0.03	(+) 2.52
Total-8550	Dr. 1.61 Dr. 11,47.98	1,17,27.88	1,17,28.08	Dr. 1.81 Dr. 11,47.98	(+) 0.20	(+) 12.42
Total-(c)-Advances	Dr. 1.61 Dr. 11,47.98	1,17,27.88	1,17,28.08	Dr. 1.81 Dr. 11,47.98	(+) 0.20	(+) 12.42
Total-K-Deposits and Advances	Cr. 87,57,36.51	24,63,70.18	24,18,11.48	Cr. 87,57,36.51	(+) 45,58.70	(+) 2.90

18. DETAILED STATEMENT ON CONTINGENCY FUND AND PUBLIC ACCOUNT TRANSACTIONS

Head of Account	Opening Balance as on 1st April 2010	Receipts	Disbursements		Closing Balance as on 31st March 2011	Increase (+) Decrease (-)		
						Amount	Percent	
(In lakh of ₹)								
Part III	Part- III Public Account contd-							
L-	Suspense and Miscellaneous-							
(b)-	Suspense-							
8658-	Suspense Accounts-							
101-	Pay and Accounts Office Suspense	Dr 16,82.71 Dr. 45,93.47		10.45	33,51.34	Dr 50,23.60 Dr. 45,93.47	(+) 33,40.89	(+) 1,98.54
102-	Suspense Account (Civil)	Dr 1,99,34.05 Cr. 1,07,34.30		8,61.02	(-) 1,02,48.98	Dr 88,24.05 Cr. 1,07,34.30	(-) 1,11,10.00	(-) 55.73
103-	Suspense Account (P&T)	Dr. 2.97				Dr. 2.97		
107-	Cash Settlement Suspense Account	Cr. 15.18 Dr. 14,47.38				Cr. 15.18 Dr. 14,47.38		
109-	Reserve Bank Suspense- Headquarters	Cr. 1,55,17.72				Cr. 1,55,17.72		
110-	Reserve Bank Suspense- Central Account Office	Dr. 4,00,79.08 Cr. 22,88,41.18		0.61	8.89	Dr. 4,00,87.36 Cr. 22,88,41.18	(+) 8.28	(+) 0.02
111-	Departmental Adjusting Accounts	Dr. 2,05,03.58 Dr. 12,13,47.04				Dr. 2,05,03.58 Dr. 12,13,47.04		
112-	Tax Deducted at Source (T.D.S.) Suspense	Cr. 51,65.26 Cr. 82,16,32		17,81.98	..	Cr. 69,47.24 Cr. 82,16,32	(+) 1781.98	(+) 34.50
113-	Provident Fund Suspense	Dr. 14,70.19 Dr. 42,45,19		1,33.60	32.91	Dr. 13,69.50 Dr. 42,45,19	(-) 100.69	(-) 6.87
117-	Transactions on behalf of the Reserve Bank	Dr. 1,22.28 Dr. 35,03,91			14.90	Dr. 1,37.18 Dr. 35,03,91	(+) 14.90	(+) 12.19
120-	Additional Dearness Allowance Suspense Account (Old)	Cr. 0.42 Dr. 0.01				Cr. 0.42 Dr. 0.01		
123-	A.I.S. Officers Group Insurance Scheme	Cr. 16.45 Cr. 1,33,39		3.11	3.74	Cr. 15.82 Cr. 1,33,39	(-) 0.63	(-) 3.83
129-	Material Purchase Settlement Suspense Account	Dr. 70.98 Dr. 3,78,06		(-) 0.46		Dr. 71.44 Dr. 3,78,06	(+) 0.46	(+) 0.65
		Dr 7,86,65.56		27,90.31	(-) 68,37.20	Dr 6,90,38.05	(-) 96,27.51	(-) 12.24
	Total-8658	Cr. 12,79,24,87				Cr. 12,79,24,87		
		Dr 7,86,65.56		27,90.31	(-) 68,37.20	Dr 6,90,38.05	(-) 96,27.51	(-) 12.24
	Total-(b) Suspense	Cr. 12,79,24,87				Cr. 12,79,24,87		

18. DETAILED STATEMENT ON CONTINGENCY FUND AND PUBLIC ACCOUNT TRANSACTIONS

Head of Account	Opening Balance as on 1st April 2010	Receipts	Disbursements	Closing Balance as on 31st March 2011	Increase (+) Decrease (-)	
					Amount	Percent
(In lakh of ₹)						
Part III Public Account contd-						
L- Suspense and Miscellaneous-						
(c)- Other Accounts						
8670- Cheques and Bills-						
101- Pre-audit Cheques	Dr. 45,16,66.23			Dr. 45,16,66.23		
102- P.A.O. Cheques	Dr. 15,20,15.88			Dr. 15,20,15.88		
103- Departmental Cheques	Dr. 84,56.81			Dr. 84,56.81		
104- Treasury Cheques	Cr. 32,45.93 Cr. 57,54,43.55	1,14,32,23.96	1,11,97,47.75	Cr. 2,67,22.14 Cr. 57,54,43.55	(+) 2,34,76.21	(+) 7,23.25
105- IRLA Cheques	Dr. 10,85.87			Dr. 10,85.87		
106- Lottery	Cr. 1,74,28.69			Cr. 1,74,28.69		
107- Governor / Postal Cheques	Dr. 0.36 Cr. 32,45.93	1,14,32,23.96	1,11,97,47.75	Dr. 0.36 Cr. 2,34,76.21	(+) 2,34,76.21	(+) 7,23.25
Total-8670	Dr. 2,03,52.91			Dr. 2,03,52.91		
8671- Departmental Balances-						
101- Civil	Cr. 2,11.44 Dr. 40,65.90	34,54.48	34,51.22	Cr. 2,14.70 Dr. 40,65.90	(+) 3.26	(+) 1.54
Total-8671	Dr. 40,65.90			Dr. 40,65.90		
8672- Permanent Cash Imprest-						
101- Civil	Cr. 86.27 Dr. 63.07			Cr. 86.27 Dr. 63.07		
Total-8672	Dr. 63.07			Dr. 63.07		
8673- Cash balance Investment Account-						
101- Cash Balance Investment Account	Dr. 0 Dr. 1,80,00.58			Dr. 0.00 Dr. 1,80,00.58		
Total-8673	Dr. 1,80,00.58	97,25,72.02	97,25,72.02	Dr. 1,80,00.58		

18. DETAILED STATEMENT ON CONTINGENCY FUND AND PUBLIC ACCOUNT TRANSACTIONS

Head of Account	Opening Balance as on 1st April 2010	Receipts	Disbursements	Closing Balance as on 31st March 2011	Increase (+) Decrease (-)	
					Amount	Percent
(In lakh of ₹)						
Part III Public Account contd-						
L- Suspense and Miscellaneous-contd.						
(c)- Other Accounts						
8674- Security Deposits made by Government-						
101- Security deposit made by Government	Dr 3.89	Dr 3.89		
	Dr. 77,07,83			Dr. 77,07,83		
	Dr 3.89	Dr 3.89		
Total-8674	Dr. 77,07,83			Dr. 77,07,83		
Total-(c) Other Accounts	Cr 35,39.75	2,11,92,50.46	2,09,57,70.99	Cr 2,70,19.22	(+) 23479.47	(+) 663.31
	Dr 5,01,90,29			Dr 5,01,90,29		
(d)- Accounts with Governments of Foreign Countries-						
8679- Accounts with Governments of Other Countries-						
Burma	Dr 2,23.97		(-) 7.39	Dr 2,16.58	(-) 7.39	(-) 3.30
	Dr. 2,01.10			Dr. 2,01.10		
Malaysia	Dr. 0.25			Dr. 0.25		
Pakistan	Dr. 5,88.37			Dr. 5,88.37		
Sri Lanka	Dr 0.69			Dr 0.69		
	Dr. 0.89			Dr. 0.89		
Other Countries	Dr 0.06			Dr 0.06		
	Cr. 4,23.23			Cr. 4,23.23		
Total-8679	Dr 2,24.72		(-) 7.39	Dr 2,17.33	(-) 7.39	(-) 3.29
	Dr. 3,67,37			Dr. 3,67,37		
Total-(d)Accounts with Governments of Foreign Countries	Dr 2,24.72		(-) 7.39	Dr 2,17.33	(-) 7.39	(-) 3.29
	Dr. 3,67,37			Dr. 3,67,37		

18. DETAILED STATEMENT ON CONTINGENCY FUND AND PUBLIC ACCOUNT TRANSACTIONS

Head of Account	Opening Balance as on 1st April 2010	Receipts	Disbursements	Closing Balance as on 31st March 2011	Increase (+) Decrease (-)			
					Amount	Percent		
(In lakh of ₹)								
Part III Public Account contd-								
L- Suspense and Miscellaneous-contd.								
(e)- Miscellaneous-								
8680- Miscellaneous Government Accounts-								
101- Ledger Balance Adjustment Account								
Total-8680								
Total-(e) Miscellaneous								
	Dr.	7,53,50.53	2,12,20,40.77	2,08,89,26.40	Dr.	4,22,36.16	(-) 3,31,14.36	(-) 43.95
Total - L-Suspense and Miscellaneous	Cr.	7,73,67.20			Cr.	7,73,67.20		
M- Remittances-								
(a)- Money Orders and other Remittances-								
8782- Cash remittances and Adjustments between Officers rendering accounts to the same Accounts Officer								
101- Cash Remittances between Treasury and Currency Chest	Dr.	0.00	6,34.30	6,34.30	Dr.	0.00		..
	Cr.	2,81,55.42	24,92,83.99	21,17,00.39	Cr.	6,57,39.02	(+) 37583.60	(+) 133.49
102- Public Works Remittances	Dr.	11,96,88.41			Dr.	11,96,88.41		
	Cr.	1,53,19.72	3,51,14.49	3,39,69.78	Cr.	1,64,64.43	(+) 1144.71	(+) 7.47
103- Forest Remittances	Cr.	72,68.03			Cr.	72,68.03		
	Cr.	59,61.43	7,59.88	2,15.30	Cr.	65,06.01	(+) 544.58	(+) 9.14
105- Reserve Bank of India Remittances	Cr.	47,89.55			Cr.	47,89.55		
	Dr.	3,55,55.20	3,93,87.67	6,36,06.57	Dr.	5,97,74.10	(+) 2,42,18.90	(+) 68.12
108- Other Departmental Remittances	Cr.	8,51,84.96			Cr.	8,51,84.96		

18. DETAILED STATEMENT ON CONTINGENCY FUND AND PUBLIC ACCOUNT TRANSACTIONS

Head of Account	Opening Balance as on 1st April 2010	Receipts	Disbursements	Closing Balance as on 31st March 2011	Increase (+) Decrease (-)	
					Amount	Percent
(In lakh of ₹)						
Part III Public Account contd-						
M- Remittances-						
(a)- Money Orders and other Remittances-						
8782- Cash remittances and Adjustments between Officers rendering accounts to the same Accounts Officer						
110-	Miscellaneous Remittances	Dr. 3,23,74.39		Dr. 3,23,74.39		
118-	P.A.O. Remittances	Cr 2,06,89.95		Cr 2,06,89.95		
		Cr 1,38,81.37	32,51,80.33	Cr 2,89,35.36	(+) 15053.99	(+) 108.45
	Total-8782	Dr. 4,81,35.99	31,01,26.34	Dr. 4,81,35.99		
		Cr 1,38,81.37	32,51,80.33	Cr 2,89,35.36	(+) 15053.99	(+) 108.45
	Total (a) Money Orders and other Remittances	Dr. 4,81,35.99		Dr. 4,81,35.99		
(b)- Inter Government Adjusting Accounts-						
8786-	Adjusting Account between Central and State Government	Dr. 2,22.70		Dr. 2,22.70		
		Dr. 77,02.41		Dr. 77,02.41		
8788-	Adjusting Account with P & T	Cr. 0.01		Cr. 0.01		
8789-	Adjusting Account with Defence	Cr. 0.25		Cr. 0.25		

18. DETAILED STATEMENT ON CONTINGENCY FUND AND PUBLIC ACCOUNT TRANSACTIONS

Head of Account	Opening Balance as on 1st April 2010	Receipts	Disbursements		Closing Balance as on 31st March 2011	Increase (+) Decrease (-)		
						Amount	Percent	
(In lakh of ₹)								
Part III Public Account contd-								
M- Remittances-								
(b)- Inter Government Adjusting Accounts-								
8793- Inter-State Suspense Account-								
	Dr	1,51.86		8.02	Dr	159.88	(+) 8.02	(+) 5.28
Andhra Pradesh	Cr.	0.7			Cr.	0.7		
	Dr	10.99	0.10	11.95	Dr	22.84	(+) 11.85	(+) 107.83
Arunachal Pradesh	Dr.	75.35			Dr.	75.35		
	Dr	24.26	0.01	10.69	Dr	34.94	(+) 10.68	(+) 44.02
Assam	Dr.	76.25			Dr.	76.25		
	Dr	1,06.54	1.27	34.04	Dr	1,39.31	(+) 32.77	(+) 30.76
Bihar	Dr.	8,05.09			Dr.	8,05.09		
	Dr	2.01			Dr	2.01		
Chandigarh	Dr.	2.21			Dr.	2.21		
	Dr	25.91		0.09	Dr	26.00	(+) 0.09	(+) 0.35
Delhi	Dr.	6.81			Dr.	6.81		
Pondichery	Dr.	1.46			Dr.	1.46		
Pension (other states)	Dr.	18,93.98			Dr.	18,93.98		
Pension	Dr.	72,07.66			Dr.	72,07.66		
	Cr.	3.62		7.66	Dr.	4.04	(+) 0.42	(+) 11.60
Gujrat	Dr.	2,06.07			Dr.	2,06.07		
	Dr	6,72.59		0.05	Dr	6,72.64	(+) 0.05	(+) 0.01
Goa	Dr.	1.10			Dr.	1.10		
	Dr	1,58.25	1.35	36.23	Dr	1,93.13	(+) 34.08	(+) 22.04
Haryana	Dr.	3,63.55			Dr.	3,63.55		
	Dr	70.68	0.48	21.21	Dr	91.41	(+) 20.73	(+) 29.32
Himachal Pradesh	Dr.	1,52.46			Dr.	1,52.46		

18. DETAILED STATEMENT ON CONTINGENCY FUND AND PUBLIC ACCOUNT TRANSACTIONS

Head of Account	Opening Balance as on 1st April 2010	Receipts	Disbursements		Closing Balance as on 31st March 2011	Increase (+) Decrease (-)		
						Amount	Percent	
(In lakh of ₹)								
Part III Public Account contd-								
M- Remittances-contd.								
(b)- Inter Government Adjusting Accounts-contd.								
8793- Inter-State Suspense Account-contd.								
	Dr	8.89		1.72	Dr	10.61	(+) 1.72	(+) 19.35
Jammu and Kashmir	Dr.	42.89			Dr.	42.89		
	Cr.	1.17	0.89	2.09	Dr.	0.03	(-) 1.20	(-) 102.56
Karnataka	Dr.	3.14			Dr.	3.14		
	Dr.	0.25		0.04	Dr.	0.29	(+) 0.04	(+) 16.00
Kerala	Dr.	1.67			Dr.	1.67		
	Dr	32.10	0.22	9.80	Dr	41.68	(+) 9.58	(+) 29.84
Maharashtra	Dr.	4,11.53			Dr.	4,11.53		
	Dr.	2.91		1.71	Dr.	4.62	(+) 1.71	(+) 58.76
Manipur	Dr.	0.71			Dr.	0.71		
	Dr	2.09	0.03	1.54	Dr	3.60	(+) 1.51	(+) 72.25
Meghalaya	Dr.	2.30			Dr.	2.30		
	Cr.	0.55		0.15	Cr.	0.40	(-) 0.15	(-) 27.27
Mizoram	Cr.	2.03			Cr.	2.03		
	Dr	2,63.03	2.56	73.85	Dr	3,34.32	(+) 71.29	(+) 27.10
Madhya Pradesh	Dr.	22,12.43			Dr.	22,12.43		
	Dr	11.80	0.13	6.69	Dr	18.36	(+) 6.56	(+) 55.59
Nagaland	Dr.	33.77			Dr.	33.77		
	Cr.	0.11		0.77	Dr.	0.66	(-) 0.66	(-) 600.00
Orissa	Dr.	9.73			Dr.	9.73		
	Dr	1,07.91	0.33	54.79	Dr	1,62.37	(+) 54.46	(+) 50.47
Punjab	Dr.	3,71.56			Dr.	3,71.56		
	Dr	1,65.68	0.42	43.46	Dr	2,08.72	(+) 43.04	(+) 25.98
Rajasthan	Dr.	5,07.23			Dr.	5,07.23		

18. DETAILED STATEMENT ON CONTINGENCY FUND AND PUBLIC ACCOUNT TRANSACTIONS

Head of Account	Opening Balance as on 1st April 2010	Receipts	Disbursements		Closing Balance as on 31st March 2011	Increase (+) Decrease (-)	
						Amount	Percent
(In lakh of ₹)							
Part III Public Account conold							
M- Remittances-conold							
(b)- Inter Government Adjusting Accounts-conold							
8793- Inter-State Suspense Account-conold							
Sikkim	Cr Dr. 0.37 7.40				Cr Dr. 0.37 7.40		
Tamilnadu	Dr. 1.27 Cr. 3.03		0.08	1.93	Dr. 3.12 Cr. 3.03	(+) 1.85	(+) 145.66
Tripura	Dr. 27.50 Cr. 7,15.94		0.23	5.59	Dr. 32.86 Cr. 7,15.94	(+) 5.36	(+) 19.49
Chattisgarh	Cr. 3.46			2.28	Cr. 1.18	(-) 2.28	(-) 65.90
Uttar Pradesh	Dr. 5,94,61.11		1,96.76	4,51,38.98	Dr. 10,44,03.33	(+) 4,49,42.22	(+) 75.58
Jharkhand				0.99	Dr. 0.99	(+) 0.99	(*)
West Bengal	Dr. 4,01.46 Dr. 14,23.92		4.68	78.55	Dr. 4,75.33 Dr. 14,23.92	(+) 73.87	(+) 18.40
Total-8793	Dr. 7,08,01.45 Dr. 59,97.55		2,09.54	4,55,54.87	Dr. 11,61,46.78 Dr. 59,97.55	(+) 4,53,45.33	(+) 64.05
Total-(b) Inter Government Adjusting Account	Dr. 7,10,24.15 Dr. 1,36,99.70		2,09.54	4,55,54.87	Dr. 11,63,69.48 Dr. 1,36,99.70	(+) 4,53,45.33	(+) 63.84
Total-M-Remittances	Dr. 5,71,42.78 Dr. 6,18,35.69		32,53,89.87	35,56,81.21	Dr. 8,74,34.12 Dr. 6,18,35.69	(+) 30291.34	(+) 53.01
TOTAL-PART-III-PUBLIC ACCOUNT	Cr. 33,47,49.70 Cr. 1,77,26,94.24		2,84,63,81.39	2,74,93,41.45	Cr. 43,17,89.65 Cr. 1,77,26,94.24	9,70,39.95	(+) 28.99

(*) Changed Proforma

Annexure to Statement No. 18
Analysis of suspense Balances and Remittance Balances

(In lakh of ₹)

S.No.	Head of Account Ministry/ Department with which pending	Balance as on 31st March 2011		Nature of transaction in brief	Earliest year from which pending	Impact of outstanding on Cash balance
		Dr.	Cr.			
1	Suspense Account -					
8658 -	101 Pay & Accounts Officer Suspense	5338.58	314.96	Reimbursement of pensionary charges		Cash balance decreased.
	(i) Ministry of Transport & Highways					
	(ii) Department of Economic Affairs, Ministry of Finance, New Delhi					
102-	Suspense Account (Civil)					
(a) (i)	O.B. Suspense	66.26				Cash balance increased
(a) (ii)	Other Suspense					
(b)	Account with defence					
(b) (i)	CDAP Allahabad	33,46.10	..	Reimbursement of pensionary charges	2010-11	Cash balance decreased.
(b) (ii)	CDA (SC) Pune					
(c)	Account with Railway					
(c) (i)	Northern Railway	120.48	..	Reimbursement of pensionary charges	2010-11	Cash balance decreased.
(c) (ii)	North-Eastern Railway	1.73	..	Reimbursement of pensionary charges	2010-11	Cash balance decreased.
(c) (iii)	Central Railway	0.66	..	Reimbursement of pensionary charges	2010-11	Cash balance decreased.
(c) (iv)	Eastern Railway	1.81	..	Reimbursement of pensionary charges	2010-11	Cash balance decreased.
(c) (v)	Western Railway	0.43	..	Reimbursement of pensionary charges	2010-11	Cash balance decreased.
(c) (vi)	North Frontier Railway	0.73	..	Reimbursement of pensionary charges	2010-11	Cash balance decreased.
107-	Cash Settlement Suspense Account					
112-	Tax Deducted at Source (TDS) Suspense	28,02.24	97,49.47			Cash balance increased.
123-	A.I.S. Officers Group Insurance Scheme	12.59	27.32			Cash balance increased.
129-	Material Purchase Settlement Suspense Account	(-) 70.78	..			

(353)

Annexure to Statement No. 18
Analysis of suspense Balances and Remittance Balances

(In lakh of ₹)

S.No.	Head of Account Ministry/ Department with which pending	Balance as on 31st March 2011		Nature of transaction in brief	Earliest year from which pending	Impact of outstanding on Cash balance
		Dr.	Cr.			
8782-	Cash Remittances and Adjustments between officers rendering account to the same Accounts Officer					
102-	P.W. Remittances	1,44,21,69.55	1,50,79,08.57	Remittances	2000-01	No impact
(i)	Remittances into treasuries					
(ii)	P.W. Cheques					
(iii)	Other Remittances					
(iv)	Transfer between P.W. Officers					
103-	Forest Remittances	25,95,41.95	27,60,06.39	Forest Remittances	2000-01	No impact
(i)	Remittances in treasuries					
(ii)	Forest Cheques					
(iii)	Other Remittances					
(iv)	Transfer between Forst Officers					
108-	Other departmental Remittances	44,88,36.16	38,90,62.06	Other remittances	2000-01	No impact
8793-	Inter-State Suspense Account	11,68,19.16	6,72.38	Reimbursement of pensionary charges by other states		

19- DETAILED STATEMENT ON INVESTMENT OF EARMARKED FUNDS

Name of the Reserve Fund or Deposit Account	Balance as on 1st April 2010			Balance as on 31st March, 2011		
	Cash	Investment	Total	Cash	Investment	Total
(In lakh of ₹)						
J - RESERVE FUNDS -						
(a) - Reserve Funds bearing interest -						
8115 - Depreciation/Renewal Reserve Fund -						
103- Depreciation Reserve Funds - Government Commercial Departments and Undertakings	1.27 9,78,47.58	1.27 9,78,47.58	1.27 9,78,47.58	1.27 9,78,47.58
105- Depreciation Reserve Fund Investment Account -Irrigation	..	44,41.57	44,41.57	..	44,41.57	44,41.57
Total - 8115	1.27 9,78,47.58	.. 44,41.57	1.27 10,22,89.15	1.27 9,78,47.58	.. 44,41.57	1.27 10,22,89.15
8121- General and Other Reserve Funds -						
102- Developmnet Fund for Agriculture purposes	1,20.51	..	1,20.51	1,20.51	..	1,20.51
111- Contingency Reserve Fund - Electricity	6.19	..	6.19	6.19	..	6.19
Total - 8121	1,26.70	..	1,26.70	1,26.70	..	1,26.70
Total - (a) Reserve Funds bearing interest	1.27 9,79,74.28	.. 44,41.57	1.27 10,24,15.85	1.27 9,79,74.28	.. 44,41.57	1.27 10,24,15.85
(b) - Reserve Funds not bearing Interest						
8222- Sinking Funds -						
01- Appropriation for reduction or avoidance of debt						
101 Sinking Funds	74,35.26 61,66,39.66	74,35.26 61,66,39.66	74,37.78 61,66,39.66	74,37.78 61,66,39.66
02- Sinking Fund Investment Account-						
101 Sinking Fund Investment Account-		7,53,64.74	7,53,64.74		8,78,62.22	8,78,62.22
	74,35.26	7,53,64.74	8,28,00.00	74,37.78	8,78,62.22	9,53,00.00
Total - 8222	61,66,39.66	..	61,66,39.66	61,66,39.66	..	61,66,39.66

19- DETAILED STATEMENT ON INVESTMENT OF EARMARKED FUNDS

Name of the Reserve Fund or Deposit Account	Balance as on 1st April 2010			Balance as on 31st March, 2011		
	Cash	Investment	Total	Cash	Investment	Total
(In lakh of ₹)						
J - RESERVE FUNDS - contd.						
(b)- Reserve Funds not bearing interest - contd.						
8223- Famine Relief Fund-						
101- Famine Relief Fund	9,25.25	..	9,25.25	9,25.25	..	9,25.25
102- Famine Relief Fund Investment Account		78.01	78.01		78.01	78.01
Total - 8223	9,25.25	78.01	10,03.26	9,25.25	78.01	10,03.26
8225- Roads and Bridges Funds -						
..						
02- State Roads and Bridges Fund-						
..						
101- State Road and Bridges Fund	2,65,62.89	..	2,65,62.89	2,65,62.89	..	2,65,62.89
Total - 8225	2,65,62.89	..	2,65,62.89	2,65,62.89	..	2,65,62.89
8226- Depreciation/Renewal Reserve Fund-						
102- Depreciation Reserve Funds of Non-Government Commercial Departments	3,14.60	..	3,14.60	3,14.60	..	3,14.60
Total - 8226	3,14.60	..	3,14.60	3,14.60	..	3,14.60

19- DETAILED STATEMENT ON INVESTMENT OF EARMARKED FUNDS

Name of the Reserve Fund or Deposit Account	Balance as on 1st April 2010			Balance as on 31st March, 2011		
	Cash	Investment	Total	Cash	Investment	Total
(In lakh of ₹)						
J - RESERVE FUNDS - contd.						
(b)- Reserve Funds not bearing interest - contd.						
8229- Development and Welfare Funds -						
	0.65		0.65	0.65		0.65
101- Development Funds for Educational Purposes	33,26.42	..	33,26.42	33,26.42	..	33,26.42
102- Purposes	25,54.95	..	25,54.95	25,54.95	..	25,54.95
103- Development Funds for Agricultural Purposes	(-) 2.19	..	(-) 2.19	(-) 2.19	..	(-) 2.19
	9,57.88		9,57.88	9,57.88		9,57.88
105- Sugar Development Fund	10,00.00	..	10,00.00	10,00.00	..	10,00.00
106- Industrial Development Funds	14,56.95	..	14,56.95	14,56.95	..	14,56.95
109- Co-operative Development Funds	4.77	..	4.77	4.77	..	4.77
110- Electricity Development Fund	8,77.34	..	8,77.34	8,77.34	..	8,77.34
	52,05.42	..	52,05.42	78,88.72	..	78,88.72
200- Other Development and Welfare Funds	2,85,63.91	..	2,85,63.91	2,85,63.91	..	2,85,63.91
	70,41.29		70,41.29	97,24.59		97,24.59
Total - 8229	3,69,04.81	..	3,69,04.81	3,69,04.81	..	3,69,04.81

19- DETAILED STATEMENT ON INVESTMENT OF EARMARKED FUNDS

Name of the Reserve Fund or Deposit Account	Balance as on 1st April 2010			Balance as on 31st March, 2011		
	Cash	Investment	Total	Cash	Investment	Total
(In lakh of ₹)						
J - RESERVE FUNDS - contd.						
(b)- Reserve Funds not bearing interest - contd.						
8235- General and Other Reserve Funds -		
102- Zamindari Abolition Fund	(-) 37,92.22	..	(-) 37,92.22	(-) 37,92.22	..	(-) 37,92.22
103- Religious and Charitable Endowment Fund	33.79	..	33,79	33,79	..	33,79
105- General Insurance Fund	27.78	..	27,78	27,78	..	27,78
111- Calamity Relief fund	2,71,64.79	..	2,71,64,79	2,71,64,79	..	2,71,64,79
117- Guarantee Redemption Fund
120- Guarantee Redemption Fund-Investment Account	..	25,00.00	25,00.00	..	25,00.00	25,00.00
200- Other Funds	(-) 40,91.78	..	(-) 40,91.78	(-) 40,91.78	..	(-) 40,91.78
	..	25,00.00	25,00.00	..	25,00.00	25,00.00
Total - 8235	1,93,42.36	..	1,93,42.36	1,93,42.36	..	1,93,42.36
	1,44,76.55	7,78,64.74	9,23,41.29	1,71,62.37	9,03,62.22	10,75,24.59
Total - (b) Reserve Funds not bearing interest	70,06,89.57	78.01	70,07,67.58	70,06,89.57	78.01	70,07,67.58
	1,44,77.82	7,78,64.74	9,23,42.56	1,71,63.64	9,03,62.22	10,75,25.86
Total - J - RESERVE FUNDS	79,86,63.85	45,19.58	80,31,83.43	79,86,63.85	45,19.58	80,31,83.43

19- DETAILED STATEMENT ON INVESTMENT OF EARMARKED FUNDS

Name of the Reserve Fund or Deposit Account	Balance as on 1st April 2010			Balance as on 31st March, 2011		
	Cash	Investment	Total	Cash	Investment	Total
K - DEPOSITS AND ADVANCES -						
(b) - Deposits not bearing interest -						
8449- Other Deposits -						
103- Subvention from Central Road Fund	16,41.60	..	16,41.60	16,41.60	..	16,41.60
120- Miscellaneous Deposits	2,62.01	..	2,62.01	2,62.01	..	2,62.01
Total - 8449	19,03.61	..	19,03.61	19,03.61	..	19,03.61
Total - (b) Deposits not bearing interest	19,03.61	..	19,03.61	19,03.61	..	19,03.61
Total - K - DEPOSITS AND ADVANCES	19,03.61	..	19,03.61	19,03.61	..	19,03.61
	1,44,77.82	7,78,64.74	9,23,42.56	1,71,63.64	9,03,62.22	10,75,25.86
GRAND TOTAL	80,05,67.46	45,19.58	80,50,87.04	80,05,67.46	45,19.58	80,50,87.04

(359)

The details--- of the Sinking Fund are given below

Develop- ment of Loan	Balance on 1st April 2010	Add Amount Appropri- ated from Revenue	Add interest on Investm- ent	Total	Interest paid on purchase of securities	Less discharge during the year	Amount transferred to Misc. Govt. Account on maturity of loan	Balance on 31st March 2011	Remarks
(Amount in lakh of ₹)									
2000-01	11,50,54.48	1,25,00.00	91,56.68	13,67,11.16	--	13,67,11.16	..

Amortization particulars are as follows:

Sinking Fund Investment Account

Description of loan	Balance on 1st April 2010	Purchase of Securities	Total	Sale of Securities	Balance as on 31st March 2011	Face value	Market value
(Amount in lakh of ₹)							
Market Loans	7,53,64.74	1,25,00.00	8,78,64.74	2.52	8,78,62.22	12,37,12.30	16,49,18.60

PART III

(360)

(li)

Annexure 'A'

Instances where verification and acceptances of balances involving large amounts have been delayed in respect of loans the detailed accounts of which are kept by Accountant General (A&E)

S.No	Head of Account and name of Institution	Number of acceptances awaited	Earliest year from which acceptances are awaited	Amount outstanding in respect of these items on 31st Marchn 2011
1	6401- Loans for crop Husbandary	01	2009-10	2.38
		01	2010-11	1,50.00
2	6425- Loans for Co-operation	07	2001-02	104.91
		04	2002-03	102.4
		10	2003-04	244.58
		08	2004-05	256.14
		05	2005-06	106.69
		03	2006-07	0.57
		08	2007-08	197.5
		02	2008-09	0.35
		10	2009-10	340.31
3	6801- Loans for power Projects	09	2010-11	18.55
		01	2001-02	0.09
		01	2002-03	11.45
		07	2003-04	23.6
		01	2004-05	0.45
		10	2005-06	1887.55
		09	2006-07	3909.5
		12	2007-08	11748.62
		21	2008-09	1425.54
		07	2009-10	210179.1
74	2010-11	9420.58		

(lii)

Particulars of details / information awaited from Departmental/ Treasury Officers in connection with reconciliation of balances.

Head of Accounts	Earliest year to which difference relates	Amount of difference	Departmental Officers/ Treasury Officers with whom difference is under reconciliation	Particulars of awaited documents details etc.
-------------------------	--	-----------------------------	--	--

NIL

(iv)

APPENDIX-2
Comparative Expenditure on Salary
(Figures in *italics* represent *charged* expenditure)

Department	Major Head	Description	2010-11				2009-10			
			N.Plan	Plan	CSS incl. CP)	Total	N.Plan	Plan	CSS incl. CP)	Total
(In lakh of ₹)										
Expenditure Heads (Revenue Account)										
A- General Services										
(a) Organs of State										
Uttarakhand Legislature	2011	Parliament/State/Union Territory Legislatures	9,43.80 <i>3.70</i>			9,47.50	7,91.35 <i>7.75</i>	7,99.10
Governor Uttarakhand	2012	President, Vice-President/Governor/Administrator of Union Territories	<i>2,91.35</i>			2,91.35	2,38.53	2,38.53
Council of Ministers	2013	Council of Ministers	1,77.61			1,77.61	67.34	67.34
Controller High Court	2014	Administration of Justice	51,05.35 <i>11,49.32</i>	3,53.48		66,08.15	38,54.11 <i>8,50.21</i>	..	1,81.20	48,85.52
Elections	2015	Elections		1,95.05		1,95.05	1,88.42	1,88.42
Total (a) Organs of State			<u>62,26.76</u> <i>14,44.37</i>	<u>5,48.53</u>		<u>82,19.66</u>	<u>49,01.22</u> <i>10,96.49</i>	..	1,81.20	<u>61,78.91</u>
(b) Fiscal Services										
(ii) Collection of Taxes on Property and Capital Transactions										
Revenue	2029	Land Revenue	98,55.28	9.13		98,64.41	90,31.76	4.55	..	90,36.31
Commissioner Tax	2030	Stamps and Registration	2,95.58			2,95.58	2,60.41	2,60.41
Total-(ii) Collection of Taxes on Property and Capital Transactions			<u>1,01,50.86</u>	<u>9.13</u>		<u>1,01,59.99</u>	<u>92,92.17</u>	<u>4.55</u>		<u>92,96.72</u>

(v)

APPENDIX-2
Comparative Expenditure on Salary

Department	Major Head	Description	2010-11				2009-10			
			N.Plan	Plan	CSS incl. CP)	Total	N.Plan	Plan	CSS incl. CP)	Total
(In lakh of ₹)										
Expenditure Heads (Revenue Account)										
	A	General Services								
	(b)	Fiscal Services								
	(iii)	Collection of Taxes on Commodities and Services								
State Excise	2039	State Excise	6,70.68			6,70.68	6,41.69	6,41.69
Commissioner Tax	2040	Taxes on Sales, Trade etc.	24,90.18			24,90.18	20,49.97	20,49.97
Commissioner Transport	2041	Taxes on Vehicles	5.23			5.23	10.01	10.01
Commissioner Tax	2045	Other Taxes and Duties on Commodities and Services	1,74.96			1,74.96	1,52.27	1,52.27
		Total (iii) Collection of Taxes on Commodities and Services	33,41.05			33,41.05	28,53.94	28,53.94
	(iv)	Other Fiscal Services								
Director National Saving, Registrar Chit Fund	2047	Other Fiscal Services	2,50.31	1,00.02		3,50.33	2,23.16	2,23.16
		Total- (iv) Other Fiscal Services	2,50.31	1,00.02		3,50.33	2,23.16	2,23.16
		Total (b) Fiscal Services	1,37,42.22	1,09.15		1,38,51.37	1,23,69.27	4.55	..	1,23,73.82

(vi)

APPENDIX-2
Comparative Expenditure on Salary

Department	Major Head	Description	2010-11				2009-10			
			N.Plan	Plan	CSS incl. CP)	Total	N.Plan	Plan	CSS incl. CP)	Total
(In lakh of ₹)										
Expenditure Heads (Revenue Account)										
	A	General Services								
	(d)	Administrative Services								
Public Service Commission	2051	Public Service Commission	2,74.48			2,74.48	2,29.21 2,29.21	
Finance, Secretariat Administration, State Estate, Financial Administration and Budget, Directorate Finance Commission,	2052	Secretariat-General Services	48,11.26			48,11.26	41,73.73 41,73.73	
General Administration	2053	District Administration	54,85.01	1.02		54,86.03	47,48.69	0.63	47,49.32	
Treasury and Financial Services	2054	Treasury and Accounts Administration	31,50.25			31,50.25	28,70.16 28,70.16	
Director General of Police	2055	Police	5,37,69.84	40.39		5,38,10.23	4,68,06.69 4,68,06.69	
Inspector General Prisons	2056	Jails	10,23.86			10,23.86	9,46.76 9,46.76	
Directorate Printing and Stationary	2058	Stationery and Printing	5,49.12			5,49.12	5,72.97 5,72.97	
Public Works	2059	Public Works	2,03,18.66	44.25		2,03,62.91	1,69,75.33	22.86	.. 1,69,98.19	
General Administration, Director Administrative Academy	2070	Other Administrative Services	9,70.62 1,30.08			11,00.70	7,36.15 1,04.97 8,41.12	
		Total -(d) Administrative services	9,00,78.62 4,04.56	85.66		9,05,68.84	7,78,30.48 3,34.18	23.49	.. 7,81,88.15	
		Total- A General Services	11,00,47.60 18,48.93	7,43.34		11,26,39.87	9,51,00.97 14,30.67	28.04 1,81.20	9,67,40.88	

(vii)

APPENDIX-2
Comparative Expenditure on Salary

Department	Major Head	Description	2010-11				2009-10			
			N.Plan	Plan	CSS incl. CP)	Total	N.Plan	Plan	CSS incl. CP)	Total
(In lakh of ₹)										
Expenditure Heads (Revenue Account)										
	B-	Social Services								
	(a)-	Education, Sports, Art and Culture								
Directorate Education, Secretary Languages	2202	General Education	21,31,84.16	84,20.36		22,16,04.52	20,89,38.77	1,28,82.75	16,38.96	22,34,60.48
Directorate Technical Education	2203	Technical Education	20,41.85	5,51.84		25,93.69	19,55.17	4,18.94	..	23,74.11
Directorate Sports and Youth Services	2204	Sports and Youth Services	5,11.86	0.57		5,12.43	4,39.48	0.63	..	4,40.11
Secretary Art and Culture	2205	Art and Culture	2,65.61	94.24		3,59.85	2,46.06	79.39	2.21	3,27.66
		Total (a) Education, Sports, Art and Culture	21,60,03.48	90,67.01		22,50,70.49	21,15,79.48	1,33,81.71	16,41.17	22,66,02.36
	(b)-	Health and Family Welfare								
Director General Medical and Public Health	2210	Medical and Public Health	3,25,98.58	66,10.24 0.03		3,92,08.85	2,80,04.90	33,17.44	3,40.27	3,16,62.61
Director Family Welfare	2211	Family Welfare	10.82	59,94.23		60,05.05	48,94.55	48,94.55
		Total (b) Health and Family Welfare	3,26,09.40	1,26,04.47 0.03		4,52,13.90	2,80,04.90	33,17.44	52,34.82	3,65,57.16
	(c)-	Water Supply, Sanitation Housing and Urban Development								
Chief Town and Village Planner/ Commissioner State Election Commission	2217	Urban Development	5,26.30	34.53		5,60.83	5,11.05	1,24.97	54.46	6,90.48
		Total (c) Water Supply, Sanitation Housing and Urban Development	5,26.30	34.53		5,60.83	5,11.05	1,24.97	54.46	6,90.48

(viii)

APPENDIX-2
Comparative Expenditure on Salary

Department	Major Head	Description	2010-11				2009-10			
			N.Plan	Plan	CSS incl. CP)	Total	N.Plan	Plan	CSS incl. CP)	Total
(In lakh of ₹)										
Expenditure Heads (Revenue Account)										
	B-	Social Services								
	(d)-	Information & Broadcasting								
Director Information and Publicity	2220	Information and Publicity	12,46.23			12,46.23	8,80.02	8,80.02
		Total (d) Information and Broadcasting	12,46.23			12,46.23	8,80.02	8,80.02
	(e)-	Welfare of Scheduled Castes Scheduled Tribes and other Backward Classes								
Directorate of Social welfare, Women welfare	2225	Welfare of Scheduled Castes Scheduled Tribes and other Backward Classes	22,33.60 0.40	50.21		22,84.21	16,05.46	32.07	..	16,37.53
		Total (e) Welfare of Scheduled Castes Scheduled Tribes and other Backward Classes	22,33.60 0.40	50.21		22,84.21	16,05.46	32.07	..	16,37.53
	(f)-	Labour and Labour Welfare								
Labour and Employment	2230	Labour and Employment	36,14.24	3,43.45		39,57.69	31,97.16	2,12.20	1,62.41	35,71.77
		Total (f) Labour and Labour Welfare	36,14.24	3,43.45		39,57.69	31,97.16	2,12.20	1,62.41	35,71.77

(ix)

APPENDIX-2
Comparative Expenditure on Salary

Department	Major Head	Description	2010-11				2009-10			
			N.Plan	Plan	CSS incl. CP)	Total	N.Plan	Plan	CSS incl. CP)	Total
(In lakh of ₹)										
Expenditure Heads (Revenue Account)										
	B-	Social Services								
	(g)-	Social Welfare & Nutrition								
Directorate of Social welfare, Women	2235	Social Security and Welfare	11,94.52	19,18.17		31,12.69	8,64.69	62.81	16,30.59	25,58.09
welfare etc.	2245	Relief on Account of Natural Calamity		0.37		0.37				
		Total (g) Social Welfare and Nutrition	<u>11,94.52</u>	<u>19,18.54</u>		<u>31,13.06</u>	<u>8,64.69</u>	<u>62.81</u>	<u>16,30.59</u>	<u>25,58.09</u>
	(h)-	Others								
Directorate of Social welfare, Women	2250	Other Social Services	27.38			27.38	8.00	8.00
welfare etc.										
		Total (h) Others	<u>27.38</u>			<u>27.38</u>	<u>8.00</u>	<u>..</u>	<u>..</u>	<u>8.00</u>
		Total- B-Social Services	<u>25,74,55.14</u>	<u>2,40,18.21</u>		<u>28,14,73.78</u>	<u>24,66,50.76</u>	<u>1,71,31.20</u>	<u>87,23.45</u>	<u>27,25,05.41</u>
			<i>0.40</i>	<i>0.03</i>						

(x)

APPENDIX-2
Comparative Expenditure on Salary

Department	Major Head	Description	2010-11				2009-10			
			N.Plan	Plan	CSS incl. CP)	Total	N.Plan	Plan	CSS incl. CP)	Total
(In lakh of ₹)										
Expenditure Heads (Revenue Account)										
	C-	Economic Services								
	(a)-	Agriculture and Allied Activities								
Crop Husbandry	2401	Crop Husbandry	1,30,49.33 <i>12.72</i>	11,41.52		1,42,03.57	1,15,00.14 <i>11.95</i>	10,47.61	21.01	1,25,80.71
	2402	Soil & Water Conservation	30.57			30.57				
Animal Husbandry	2403	Animal Husbandry	62,24.24	3,52.66		65,76.90	53,35.35	1,46.39	49.11	55,30.85
Dairy Development	2404	Dairy Development	4,31.05			4,31.05	2,89.03	2,89.03
Fisheries	2405	Fisheries	3,65.20			3,65.20	2,71.56	2,71.56
Forestry and Wild Life	2406	Forestry and Wild Life	1,66,73.07	75.75		1,67,48.82	1,50,09.90	..	17.06	1,50,26.96
Food Storage and Warehousing	2408	Food Storage and Warehousing	19,24.46			19,24.46	18,37.68	18,37.68
	2415	Other Rural Development Programme	0.56			0.56				
Co-operation	2425	Co-operation	8,05.68			8,05.68	7,19.06	7,19.06
		Total (a) Agriculture and Allied Activities	3,95,04.16 <i>12.72</i>	15,69.93		4,10,76.81	3,49,62.72 <i>11.95</i>	11,94.00	87.18	3,62,55.85

APPENDIX-2
Comparative Expenditure on Salary

Department	Major Head	Description	2010-11				2009-10			
			N.Plan	Plan	CSS incl. CP)	Total	N.Plan	Plan	CSS incl. CP)	Total
(In lakh of ₹)										
Expenditure Heads (Revenue Account)										
	C-	Economic Services								
	(b)	Rural Development								
	2501	Special Programme for Rural Development		1.57		1.57				
Panchayati Raj /Commissioner State Election Commission	2515	Other Rural Development Programmes	1,36,56.63	82.55		1,37,39.18	1,31,67.07	5.74	..	1,31,72.81
		Total (b) Rural Development	1,36,56.63	84.12		1,37,40.75	1,31,67.07	5.74	..	1,31,72.81
	(d)-	Irrigation and Flood Control								
Chief Engineer Irrigation	2700	Major Irrigation	1,78,22.01	0.08		1,78,22.09	1,53,73.85	1,53,73.85
	2701	Medium Irrigation	3,10.07			3,10.07				
Chief Engineer Irrigation	2702	Minor Irrigation	11,53.73			11,53.73	9,29.19	1.94	..	9,31.13
		Total (d) Irrigation and Flood Control	1,92,85.81	0.08		1,92,85.89	1,63,03.04	1.94	..	1,63,04.98
	(e)-	Energy								
Secretary Energy, Director Electric Security	2801	Power	5.58			5.58	2.88	2.88
		Tota (e) Energy	5.58			5.58	2.88	2.88
	(f)-	Industries and Minerals								
Directorate Industries	2851	Village and Small Industries	15,14.98	11.56		15,26.54	10,73.28	0.43	14.65	10,88.36
Directorate Industries	2853	Non-ferrous Mining and Metallurgical Industries	3,29.81			3,29.81	2,90.51	2,90.51
		Total (f) Industries and Minerals	18,44.79	11.56		18,56.35	13,63.79	0.43	14.65	13,78.87

(xii)

APPENDIX-2
Comparative Expenditure on Salary

Department	Major Head	Description	2010-11				2009-10			
			N.Plan	Plan	CSS incl. CP)	Total	N.Plan	Plan	CSS incl. CP)	Total
(In lakh of ₹)										
Expenditure Heads (Revenue Account)										
	C-	Economic Services								
Secretary Civil Aviation	3053	Civil Aviation	88.39			88.39	1,10.75	1,10.75
Commissioner Transport	3055	Road Transport	10,91.88			10,91.88	8,71.86	8,71.86
		Total-(g) Transport	<u>11,80.27</u>			<u>11,80.27</u>	<u>9,82.61</u>			<u>9,82.61</u>
	(j)-	General Economic Services-								
	3425	Other Scientific Research	0.91			0.91				
Planning	3451	Secretariat-Economic Services	1,30.29			1,30.29	1,02.24	1,02.24
Tourism	3452	Tourism	4,32.27			4,32.27	4,12.96	1.16	..	4,14.12
Planning	3454	Census Surveys and Statistics	7,20.02	(-) 7,75.36 (**)		(-) 55.34	6,47.15	6,47.15
Commissioner Civil Supplies	3456	Civil Supplies	1,92.26			1,92.26	1,69.80	1,69.80
Commissioner Civil Supplies/ Weights and Measures	3475	Other General Economic Services	1,42.81			1,42.81	1,33.00	1,33.00
		Total-(j) General Economic Services-	<u>16,18.56</u>	<u>(-) 7,75.36</u>		<u>8,43.20</u>	<u>14,65.15</u>	<u>1.16</u>	<u>..</u>	<u>14,66.31</u>
		Total-(C) ECONOMIC SERVICES	<u>7,70,95.80</u>	<u>8,90.33</u>		<u>7,79,98.85</u>	<u>6,82,47.26</u>	<u>12,03.27</u>	<u>1,01.83</u>	<u>6,95,64.31</u>
			<u>12.72</u>				<u>11.95</u>			
		Total Expenditure Heads (Revenue Account)	<u>44,45,98.54</u>	<u>2,56,51.89</u>		<u>47,21,12.51</u>	<u>40,99,98.99</u>	<u>1,83,62.51</u>	<u>90,06.48</u>	<u>43,88,10.60</u>
			<u>18,62.05</u>	<u>0.03</u>			<u>14,42.62</u>			

*Salaries include Basic Pay , Dearness Pay , Dearness Allowance and OA

(**) Represents reimbursement of expenditure incurred by the State Government on account of pay and allowances of the staff involved with the census 2011 from 8443- Civil Deposits.

(xiii)

APPENDIX-3
Comparative Expenditure on Subsidy

Department	Head of Account	Description	2010-11				2009-10			
			Non-Plan	Plan	CSS incl. CP)	Total	Non-Plan	Plan	CSS incl. CP)	Total
			(In lakh of ₹)							
REVENUE EXPENDITURE										
	C-	Economic Services								
	(a)	Agriculture and Allied Activities								
Crop Husbandary	2401-	Crop Husbandary								
	102-	Food grain crops								
	01-	Central Plan Scheme/ Centrally Sponsored Schemes								
	0101	(Micromode)								
	50-	Subsidy	--		6,74.15	674.15	--	--	6,53.25	6,53.25
	02-	Special Component for Scheduled Caste's Centrally Sponsored Schemes (Micromode)								
	50-	Subsidy	--	27.15		27.15	--	50.46	--	50.46
	03-	Promotion of Local Crops Scheme								
	50-	Subsidy	--				--	9.65	--	9.65
			Total-102		27.15	6,74.15	701.3		60.11	6,53.25
	103-	Seeds								
	03-	Laboratical Sub-Area Exhibition and Sub-Area Seed Upgradation								
	50-	Subsidy	--			--	25.00	--	25.00	
		Total-103	--			--	25.00	--	25.00	

APPENDIX-3
Comparative Expenditure on Subsidy

Department	Head of Account	Description	2010-11				2009-10					
			Non-Plan	Plan	CSS incl. CP)	Total	Non-Plan	Plan	CSS incl. CP)	Total		
(In lakh of ₹)												
Crop Husbandary	C-	Economic Services										
	(a)	Agriculture and Allied Activities contd.										
	2401-	Crop Husbandary-										
	107-	Plant Protection										
	02-	Special Component for Scheduled Caste's										
	0291-	Plant Security Program										
	50-	Subsidy	--		36.10	36.10	--		30.69	--	30.69	
	91-	District-Plan (Agriculture Security Scheme)										
	50-	Subsidy	--		1,13.80	1,13.80	--		1,05.16	--	1,05.16	
		Total-107		--		1,49.90	1,49.90	--		1,35.85	--	1,35.85
	800-	Other Expenditure										
	01-	Water pump/spicular scheme										
	50-	Subsidy			94.24	94.24						
	09-	Water Pump Spicular Polly House Scheme			79.40	79.40						
	50-	Subsidy					--		1,60.82	--	1,60.82	
	Total-800			1,73.64	1,73.64	--		1,60.82	--	1,60.82		
119-	Horticulture and Vegetable Crops											
01-	Centrally Sponsored Schemes											
0109-	National Horticulture Board Sponsored by APIDA (80% GOI and 20 % state Govt.)											
50-	Subsidy			1,49.99	1,49.99	--		--	3,00.00	3,00.00		

APPENDIX-3
Comparative Expenditure on Subsidy

Department	Head of Account	Description	2010-11				2009-10				
			Non-Plan	Plan	CSS incl. CP)	Total	Non-Plan	Plan	CSS incl. CP)	Total	
			(In lakh of ₹)								
Crop Husbandary	C-	Economic Services									
	(a)	Agriculture and Allied Activities contd.									
	2401-	Crop Husbandary -									
	119-	Horticulture and Vegetable Crops									
	01-	Centrally Sponsored Schemes									
	0113-	Implementation of Market oriented Schemes									
	50-	Subsidy			5.00	5.00	--	--	--	--	
	03-	Horticulture Development									
	11-	Industrial Development									
	50-	Subsidy			30.00	30.00	--	--	--	--	
		Total-119			30.00	1,54.99	1,84.99	--	--	3,00.00	3,00.00
796-	Tribal Area Sub-Plan										
23-	Scheme regarding control of Agriculture safety Programs										
50-	Subsidy			5.13	5.13	--	4.88	--	4.88		
27-	Water Pump Spicular House Scheme										
50-	Subsidy			34.77	34.77	--	34.60	--	34.60		
		Total-796			39.90	39.90	--	39.48	--	39.48	
		Total-2401			4,20.59	8,29.14	12,49.73	--	4,21.26	9,53.25	13,74.51

APPENDIX-3
Comparative Expenditure on Subsidy

Department	Head of Account	Description	2010-11				2009-10			
			Non-Plan	Plan	CSS incl. CP)	Total	Non-Plan	Plan	CSS incl. CP)	Total
(In lakh of ₹)										
	C-	Economic Services								
	(a)	Agriculture and Allied Activities contd								
Cooperation	2425-	Cooperation								
	796-	Tribal Area Sub-Plan								
	05-	Integrated Cooperative Scheme								
	50-	Subsidy					--	15.00	--	15.00
		Total-796					--	15.00	--	15.00
	800-	Other Expenditure								
	03-	Co-operation cooperative scheme								
	50-	Subsidy			1,07.72	1,07.72				
	13-	Integrated Cooperative Scheme								
	50-	Subsidy			9,58.37	9,58.37	--	11,95.09	--	11,95.09
		Total-800			10,66.09	10,66.09	--	11,95.09	--	11,95.09
		Total-2425			10,66.09	10,66.09	--	12,10.09	--	12,10.09
		Total-(a) Agriculture and Allied Activities			14,86.68	8,29.14	23,15.82	16,31.35	9,53.25	25,84.60

APPENDIX-3
Comparative Expenditure on Subsidy

Department	Head of Account	Description	2010-11				2009-10				
			Non-Plan	Plan	CSS incl. CP)	Total	Non-Plan	Plan	CSS incl. CP)	Total	
			(In lakh of ₹)								
	C-	Economic Services									
		(b)- Rural Development									
Rural Development	2501-	Special Programme for Rural Development									
	01-	Integrated Rural Development Programme									
	796-	Tribal Area Sub-Plan									
	01-	Centrally Sponsored Schemes									
	0102-	Swarjayanti Village Self Employment Scheme									
	50-	Subsidy			32.61	32.61	--	--	29.70	29.70	
		Total-796			32.61	32.61			29.70	29.70	
	800-	Other Expenditure									
	01-	Centrally Sponsored Schemes (90% Central Assistance)									
	0102-	Swarjayanti Village Self Employment Scheme									
	50-	Subsidy			4,07.67	4,07.67	--	--	3,71.24	3,71.24	
	02-	Special Component for Scheduled Caste's									
	0204-	Swarjayanti Village Self Employment Scheme (75% central assistance)									
	50-	Subsidy			3,75.07	3,75.07	--	3,41.54	--	3,41.54	
		Total-800			3,75.07	4,40.28	7,82.74	--	3,41.54	3,71.24	7,12.78
		Total-01			3,75.07	4,40.28	7,82.74	--	3,41.54	4,00.94	7,42.48
		Total-2501			3,75.07	4,40.28	7,82.74	--	3,41.54	4,00.94	7,42.48

APPENDIX-3
Comparative Expenditure on Subsidy

Department	Head of Account	Description	2010-11				2009-10			
			Non-Plan	Plan	CSS incl. CP)	Total	Non-Plan	Plan	CSS incl. CP)	Total
(In lakh of ₹)										
	C-	Economic Services								
	(b)-	Rural Development contd.								
Panchayati Raj/ Commissioner State Election Commission	2515-	Other Rural Development Programmes								
	102-	Community Development								
	01-	Centrally Sponsored Schemes								
	0101-	Installation of Bio-gas Machine-National Scheme (100% C.A)								
	50-	Subsidy			24.20	24.20	--	--	10.78	10.78
	02-	Special Component for Scheduled Caste's								
	0205-	State Rural Housing Loan Scheme								
	50-	Subsidy			54.00	54.00	--	43.26	--	43.26
	0208-	Uttaranchal Sarvaboom Employment Scheme								
	50-	Subsidy			24.66	24.66	--	24.68	--	24.68
	07-	State Loan Assistance								
	0700-	Rural Housing Scheme								
	50-	Subsidy			2,37.00	2,37.00	--	1,75.33	--	1,75.33

APPENDIX-3
Comparative Expenditure on Subsidy

Department	Head of Account	Description	2010-11				2009-10				
			Non-Plan	Plan	CSS incl. CP)	Total	Non-Plan	Plan	CSS incl. CP)	Total	
(In lakh of ₹)											
	C-	Economic Services									
Panchayati Raj/Commissioner State Election Commission	(b)-	Rural Development contd.									
	2515-	Other Rural Development Programmes conold.									
	102-	Community Development									
	09-	Uttaranchal Sarvaboom Employment Scheme									
	50-	Subsidy			1,00.00	1,00.00	--	1,02.70	--	1,02.70	
		Total 102			4,15.66	24.20	4,39.86	--	3,45.97	10.78	3,56.75
	796-	Tribal Area Sub-Plan									
	05-	State Rural Self-employment Mission Scheme									
	50-	Subsidy									
	07-	State Sub-assistance for Rural Housing Scheme									
	50-	Subsidy			9.00	9.00	--	9.11	--	9.11	
	08-	Uttaranchal Sarvaboom Employment Scheme									
	50-	Subsidy			5.18	5.18	--	5.19	--	5.19	
		Total- 796			14.18	14.18	--	14.30		14.30	
		Total 2515			4,29.84	24.20	4,54.04	--	3,60.27	10.78	3,71.05
		Total-(b) rural Development			8,04.91	4,64.68	12,36.78	--	7,01.81	4,11.72	11,13.53

(xx)

APPENDIX-3
Comparative Expenditure on Subsidy

Department	Head of Account	Description	2010-11				2009-10			
			Non-Plan	Plan	CSS incl. CP)	Total	Non-Plan	Plan	CSS incl. CP)	Total
			(In lakh of ₹)							
Secretary Energy/ Director/ Electric Security	C-	Economic Services								
	(e)-	Energy								
	2810-	Non- Conventional Sources of Energy								
	01-	Bio-Energy								
	103-	Biomass								
	03-	Assistance to UREDA for Biomass based Scheme								
	50-	Subsidy		0.40		0.40	--	--	--	--
	91-	Assistance to UREDA for District Plan Schemes								
	50-	Subsidy		0.30		0.30	--	--	--	--
			Total-103		0.70		0.70	--	--	--
796-	Tribal Area Sub Plan									
		Assistance to UREDA for Solar Photo voltaic Schemes								
50-	Subsidy		0.60		0.60					
		Total-01		1.30		1.30	--	--	--	--

APPENDIX-3
Comparative Expenditure on Subsidy

Department	Head of Account	Description	2010-11				2009-10			
			Non-Plan	Plan	CSS incl. CP)	Total	Non-Plan	Plan	CSS incl. CP)	Total
			(In lakh of ₹)							
Secretary Energy/ Director Electric Security	C-	Economic Services								
	(e)-	Energy contd								
	2810-	Non- Conventional Sources of Energy								
	02-	Solar								
	101-	Solar Thermal Energy Programme								
	02-	Special Component Plan for Scheduled castes								
	0201-	Grant-in-aid to UREDA								
	50-	Subsidy		0.49		0.49	--	1.00	--	1.00
	0291-	Grant-in-aid to UREDA for Solar Energy Programme								
	50-	Subsidy		0.40		0.40	--	0.78	--	0.78
	03-	Solar Thermal Programme								
	0300-	Assistance to UREDA for Solar Energy Programme								
50-	Subsidy		0.93		0.93	--	9.50	--	9.50	
91-	Grant-in-aid to UREDA (District Plan)									
50-	Subsidy		30.00		30.00		50.32		50.32	
Total-101				31.82		31.82	--	61.60	--	61.60

APPENDIX-3
Comparative Expenditure on Subsidy

Department	Head of Account	Description	2010-11				2009-10			
			Non-Plan	Plan	CSS incl. CP)	Total	Non-Plan	Plan	CSS incl. CP)	Total
			(In lakh of ₹)							
Secretary Energy/ Director Electric Security	C-	Economic Services								
	(e)-	Energy contd								
	2810-	Non- Conventional Sources of Energy contd								
	02-	Solar								
	102-	Photovoltaic								
	02-	Special Component Plan for Scheduled castes								
	0291-	Grant-in-aid to UREDA for Solar photo voltaic								
	50-	Subsidy			1.53	1.53		0.44		0.44
	03-	Solar Photo voltaic Programme								
	0391-	Assistance to UREDA (District Plan)								
	50-	Subsidy			2,68.79	2,68.79	--	2,41.73	--	2,41.73
		Total-102			2,70.32	2,70.32	--	2,42.17	--	2,42.17
	796-	Tribal Area Sub Plan								
	04-	Assistance to UREDA for Solar Thermal Programme (District Plan)								
	50-	Subsidy			0.31	0.31	--	0.50	--	0.50
93	Grant-in-aid to UREDA (District plan)									
50-	Subsidy			1.18	1.18	--	0.45	--	0.45	
	Total-796			1.49	1.49	--	0.95	--	0.95	
	Total-02			3,03.63	3,03.63	--	3,04.72	--	3,04.72	

APPENDIX-3
Comparative Expenditure on Subsidy

Department	Head of Account	Description	2010-11				2009-10			
			Non-Plan	Plan	CSS incl. CP)	Total	Non-Plan	Plan	CSS incl. CP)	Total
			(In lakh of ₹)							
	C-	Economic Services								
	(e)-	Energy conclud.								
Secretary Energy/ Director	2810-	Non- Conventional Sources of Energy contd								
Electric Security	60-	Others								
	796-	Tribal area Sub-plan								
	03-	Minor Hydro Power								
	0301-	Assistance to UREDA								
	50-	Subsidy			0.82	0.82	--	3.33		3.33
	0391-	Grant-in-aid to UREDA (District plan)								
	50-	Subsidy					--	0.24		0.24
	04-	Assistance to UREDA for Rural Electrification Technique								
	50-	Subsidy					--	0.30	--	0.30
		Total- 796			0.82	0.82		3.87		3.87

APPENDIX-3
Comparative Expenditure on Subsidy

Department	Head of Account	Description	2010-11				2009-10			
			Non-Plan	Plan	CSS incl. CP)	Total	Non-Plan	Plan	CSS incl. CP)	Total
			(In lakh of ₹)							
	C-	Economic Services								
	(e)-	Energy								
Secretary	2810-	Non- Conventional Sources of Energy contd								
Energy/ Director	60-	Others								
Electric Security	800-	Other Expenditure								
	01-	Central Plan Scheme/ Centrally Sponsored Schemes								
	0101-	Minor Hydro Power (Garat Yogna)								
	50-	Subsidy			0.60	0.60	--		0.60	0.60
	0191-	Grant-in-aid to UREDA /MEDA (District plan)								
	50-	Subsidy			6.50	6.50	--		6.65	6.65
	02-	Special Component Plan for Scheduled castes								
	0201-	Minor Hydro Power								
	50-	Subsidy			0.61	0.61	--	3.39	--	3.39
	0291-	Grant-in-aid to UREDA /MEDA								
	50-	Subsidy			0.32	0.32		1.04		1.04
	0294-	Assistance to UREDA for Rural Electrification Technique								
	50-	Subsidy						1.00		1.00

APPENDIX-3
Comparative Expenditure on Subsidy

Department	Head of Account	Description	2010-11				2009-10				
			Non-Plan	Plan	CSS incl. CP)	Total	Non-Plan	Plan	CSS incl. CP)	Total	
			(In lakh of ₹)								
Secretary Energy/ Director Electric Security	C-	Economic Services									
	(e)-	Energy									
	2810-	Non- Conventional Sources of Energy contd									
	60-	Others									
	800-	Other Expenditure									
	02-	Special Component Plan for Scheduled castes									
	0295-	Assistance to UREDA for Rural Electrification Technique (District Plan)									
	50-	Subsidy						0.40		0.40	
			Total- 800		0.93	7.10	8.03		5.83	7.25	13.08
			Total- 60		1.75	7.10	8.85		9.70	7.25	16.95
		Total-2810		3,06.68	7.10	3,13.78		3,14.42	7.25	3,21.67	
		Total- (e) Energy		3,06.68	7.10	3,13.78	--	3,14.42	7.25	3,21.67	
Directorate Industries	(f)-	Industry and Minerals									
	2851-	Village and Small Industries									
	102-	Small Scale Industries									
	17	Subsidies in Interest for promotion of Small Industries									
	50-	Subsidy			3,50.00	3,50.00	--	1,25.00	--	1,25.00	
		Total- 102		3,50.00		3,50.00		1,25.00		1,25.00	

APPENDIX-3
Comparative Expenditure on Subsidy

Department	Head of Account	Description	2010-11				2009-10			
			Non-Plan	Plan	CSS incl. CP)	Total	Non-Plan	Plan	CSS incl. CP)	Total
			(In lakh of ₹)							
	C-	Economic Services								
	(f)-	Industry and Minerals								
	2851-	Village and Small Industries								
	105-	Khadi and Village Industries								
	91-	Bank Finance								
	9101	Subsidies in Interest for Self-employment Scheme								
	50-	Subsidy					--	1,00.00	--	1,00.00
		Total- 105						1,00.00		1,00.00
	800-	Other Expenditure								
	03-	Rebate on sale of khadi clothes								
	50-	Subsidy			1,00.00	1,00.00	--	--		
		Total- 800			1,00.00	1,00.00		2,25.00	--	2,25.00
		Total- 2851			4,50.00	4,50.00		2,25.00	--	2,25.00
		Total- (f) Industries and Minerals			4,50.00	4,50.00		2,25.00	--	2,25.00
		Total- (c)Economic Services			30,48.27	43,48.99		28,72.57	13,72.22	42,44.80
		Grand Total			30,48.27	43,48.99		28,72.57	13,72.22	42,44.80

(xxvii)
Appendix-4

GRANTS IN AID/ASSISTANCE GIVEN BY THE STATE GOVERNMENT (INSTITUTION WISE AND SCHEME WISE)

(In lakh of ₹)

Recipients	Scheme	TSP/SCS P/ Normal /FC/EAP	2010-11				2009-10			
			Non-Plan	Plan			Total	Non-Plan	Plan	Total
				State Plan	State share of	CP and GOI share				
							0.00	0.00	0.00	
							0.00	0.00	0.00	
Govt Primary Schools	Centrally sponsord Scheme		10.00			15775.47	15785.47	0.00	5996.53	5996.53
Non-Govt Primary Schools	Centrally sponsord Scheme							0.00	1,88.10	188.10
	Honorarium to Shikhsha mitrs		1702.86	3,69.03			1702.86	14,79.53	752.82	2232.35
Schools	Educational material/ Distribution of books free of cost			3,16.87			0.00	0.00	5,08.85	508.85
Deptt. Of education	Centrally sponsord Scheme- Sarva Shiksha Abyan							0.00	99,84.44	9984.44
Non Government Secondary Schools	Assistance to Non Government Secondary Schools							0.00	0.00	0.00
Non Government Recognised Schools	Assistance to Non Government Recognised Schools							0.00	4,80.03	480.03
Libraries and Reading Rooms	Centrally sponsord Scheme- Sarva Shiksha Abyan							0.00	247.34	247.34
Army School Godakhal	Grant to Army School Godakhal for maintenance			1,05.97			1,05.97	0.00	247.88	247.88
Universities	Grant to Universities			596.14			596.14	0.00	500.00	500.00
Kumaon University	Grant to Universities		2284.47	248.85			2533.32	1896.00	200.00	2096.00
Garwal University	Grant to Universities							0.00	0.00	0.00
Doon University	Grant to Universities		3.00	1099.82			1102.82	4.00	2000.00	2004.00
Sanskrit University	Grant to Universities		197.56	128.21			325.77	0.00	102.00	102.00
Non Government colleges and institutions	Increase in Establishment Expenditure due to enhanced salaries			135.02			135.02	0.00	100.00	100.00
Non Government technical colleges and institutions	Assistance to Non Government technical colleges and institutions		261.98				261.98	250.68	0.00	250.68
Pantnagar college of technolgy Pantnager	Assistance to Engineering / technical colleges		50.00	250.00			300.00	100.00	221.80	321.80
Engineering College Dorahat- Almora	Assistance to Engineering College Dorahat- Almora		22.52	506.98			529.50	102.01	316.42	418.43
Engineering College Guddoda Pauri	Assistance Engineering College Guddoda Pauri			764.57			764.57	70.83	329.69	400.52
Technical Universities	Assistance to Technical Universities							0.00	0.00	0.00
Ex-Players and Wrestlerss	Special component plan for scheduled castes-							0.00	0.00	0.00
Nehru Mountaineering Institute	Assistance to Nehru Mountaineering Institute							0.00	0.00	0.00
Sports College	Assistance to Sports College		157.57				157.57	149.00	0.00	149.00
Hospitals and Dispensaries	Centrally sponsord Scheme							149.84	0.00	149.84
Government Autonomous hospitals	Grant to Government Autonomous hospitals		1900.00				1900.00	1205.00	0.00	1205.00

GRANTS IN AID/ASSISTANCE GIVEN BY THE STATE GOVERNMENT (INSTITUTION WISE AND SCHEME WISE)

(In lakh of ₹)

Recipients	Scheme	TSP/SCS P/ Normal /FC/EAP	2010-11				2009-10			
			Non-Plan	Plan			Total	Non-Plan	Plan	Total
				State Plan	State share of CSS	CP and GOI share of CSS				
Hospitals and Dispensaries	Centrally sponsord Scheme						100.00	1335.00	1435.00	
	Grant to Government Autonomous hospitals		800.00	130.00			930.00	255.00	255.00	
Medical college	Grant under Allopathy		300.00				300.00	100.00	100.00	
	Implementation of various health schemes with private partnership			1492.63			1492.63	0.00	1079.46	
Water supply Deptt.	Centrally sponsord Scheme						0.00	3764.93	3764.93	
Urban Water supply Deptt.	Urban Water supply		5000.00	4005.97			9005.97	5000.00	8047.55	
	Supply of water on Char Dham Roads						0.00	0.00	0.00	
	Payment of departmental Fees on CSS.			900.00			900.00	0.00	100.00	
	World Bank aid						0.00	5500.00	5500.00	
Water supply Deptt.	Centrally sponsord Scheme						0.00	613.69	613.69	
	Special component plan for scheduled castes-			1198.55			1198.55	0.00	1658.47	
	Rural water supply			1202.96			1202.96	0.00	1416.26	
	Maintenance of water sources and their rejuvenation						0.00	0.00	0.00	
	Payment of departmental Fees on CSS.					800.00	800.00	0.00	200.00	
	District Scheme			8727.93			8727.93	0.00	8275.23	
	World Bank aid			14500.00			14500.00	0.00	2000.00	
	District Scheme Scheduled tribe Sub Plan			104.65			104.65	0.00	250.00	
Jal Nigam	Assistance under Ganga Karikari yojna			373.24			373.24	0.00	800.00	
	Centrally sponsord Scheme						0.00	662.35	662.35	
Local Bodies Munciplities Urban development authorities Nagar Sudar Boards	Centrally sponsord Scheme					4861.74	4861.74	0.00	3036.50	
	Integrated development of cities			340.15			340.15	0.00	367.34	
	Centrally sponsord Scheme					2580.63	2580.63	0.00	10053.64	
	Centrally sponsord Scheme					971.00	971.00	0.00	39944.19	
	Education						0.00	448.50	448.50	
	Grant to SC Patients for treatment and marriage of their daughters		4.50	361.76			366.26	0.00	328.63	
	Gori Devi Kanya Yogna			200.00			200.00	0.00	198.00	
	Centrally sponsord Scheme						0.00	0.00	0.00	
	Centrally sponsord Scheme					145.79	145.79	0.00	186.94	
	Welfare of Handicapped		0.42				0.42	0.00	0.00	
	District Scheme		599.96	0.02			599.98	3.16	1832.62	
	Women Welfare			516.81			516.81	599.97	564.23	

Appendix-4**GRANTS IN AID/ASSISTANCE GIVEN BY THE STATE GOVERNMENT (INSTITUTION WISE AND SCHEME WISE)**

(In lakh of ₹)

Recipients	Scheme	TSP/SCS P/ Normal /FC/EAP	2010-11				2009-10			
			Non-Plan	Plan			Total	Non-Plan	Plan	Total
				State Plan	State share of CSS	CP and GOI share of CSS				
	Gori Devi Kanya Yogna						0.00	1044.00	1044.00	
	District Scheme		16.53	3317.25			3333.78	1655.27	645.58	2300.85
	Grant to helpless widows for welfare and education of children		59.99	6.45			66.44	59.58	105.73	165.31
	District Scheme			173.72			173.72	0.00	134.95	134.95
	Pension under Social security			0.11			0.11	188.79	280.81	469.60
	Army welfare			18.00			18.00	0.00	0.00	0.00
	Centrally sponsord Scheme					5150.09	5150.09	0.00	4096.21	4096.21
	Centrally sponsord Scheme					933.77	933.77	0.00	322.56	322.56
Muslim Education Mission	Assistance to Muslim Education Mission							0.00	0.00	0.00
	Centrally sponsord Scheme		0.60				0.60	0.00	1125.59	1125.59
	Special component plan for scheduled castes-		0.01	200.44			200.45	0.00	196.87	196.87
	District Scheme							0.00	0.00	0.00
	District Scheme			213.85			213.85	0.00	180.25	180.25
	Centrally sponsord Scheme		0.82			443.89	444.71	0.00	1147.30	1147.30
	Special component plan for scheduled castes-			262.99			262.99	0.00	128.62	128.62
	Tea development yogna			370.00			370.00	0.00	443.94	443.94
Herbal Research Institute	Grant to Herbal Research Institute			405.00			405.00	0.00	100.00	100.00
	Boundary of Old Gardens							0.00	0.00	0.00
	District Scheme		0.32	285.03			285.35	0.00	339.51	339.51
	Centrally sponsord Scheme					2032.21	2032.21	0.00	1008.65	1008.65
	Special component plan for scheduled castes-							0.00	0.00	0.00
	Electrification of Water Pump/ Supricolor							0.00	0.00	0.00
	Externally aided projects			4975.40			4975.40	0.00	4822.12	4822.12
	Centrally sponsord Scheme							0.00	136.92	136.92
								0.00	0.00	0.00
	Centrally sponsord Scheme					318.48	318.48	0.00	233.10	233.10
	Special component plan for scheduled castes-			105.81			105.81	0.00	140.39	140.39
	Diary development			251.83			251.83	0.00	271.61	271.61
	Women Diary development			143.90			143.90	0.00	142.50	142.50
	Sadan Mini Diary development							0.00	0.00	0.00
	Strengthening of Milk Federations in rural Areas			248.97			248.97	0.00	304.99	304.99
	Fishries Development							0.00	0.00	0.00

(xxx)

Appendix-4**GRANTS IN AID/ASSISTANCE GIVEN BY THE STATE GOVERNMENT (INSTITUTION WISE AND SCHEME WISE)**

(In lakh of ₹)

Recipients	Scheme	TSP/SCS P/ Normal /FC/EAP	2010-11				2009-10			
			Non-Plan	Plan			Total	Non-Plan	Plan	Total
				State Plan	State share of CSS	CP and GOI share of CSS				
	Implantation of Bamboos						0.00	0.00	0.00	
	Implantation of Jatropa and other fuel efficient species						0.00	0.00	0.00	
Forest Hospital Trust haldwani/ Medical college seepna	Assistance to Forest Hospital Trust haldwani/ Medical college seepna						0.00	330.00	330.00	
	Compensation to employees/ Public on damages done by wild animals						0.00	0.00	0.00	
	Development of Nursery under women development			33.47			33.47	0.00	138.50	138.50
Agriculture university Pant Nagar	Assistance to Agriculture university Pant Nagar						750.00	0.00	750.00	
Marsad Industrial Degree college	Assistance to Marsad Industrial Degree college						0.00	0.00	0.00	
Agriculture university Pant Nagar	Assistance to Agriculture university Pant Nagar for external research						0.00	0.00	0.00	
Agriculture university Pant Nagar	Special scheme for Developoment of university						0.00	0.00	0.00	
Credit cooperative societies	Cooperative debt scheme			259.82			259.82	0.00	243.49	243.49
	Integrated cooperative development		1.79	39.99			41.78	0.35	297.51	297.86
	Centrally sponsord Scheme						0.00	0.00	0.00	
	Special component plan for scheduled castes-			711.49			711.49	0.00	477.80	477.80
	Centrally sponsord Scheme					364.90	364.90	0.00	137.01	137.01
	Special component plan for scheduled castes-			880.94			880.94	0.00	360.88	360.88
	Uttarakhand Deen Dayal Housing Scheme			649.88			649.88	0.00	500.00	500.00
	Externally aided projects			2368.96			2368.96	0.00	990.26	990.26
	Centrally sponsord Scheme					1123.22	1123.22	0.00	769.94	769.94
Govt. undertakings and other undertakings	Investment in govt. undertakings and other undertakings						0.00	0.00	0.00	
	Special component plan for scheduled castes- Solar Photovoltaic scheme			61.00			61.00	0.00	117.00	117.00
UREDA	Solar Photovoltaic scheme			5.39			5.39	0.00	155.24	155.24
	Centrally sponsord Scheme					150.00	150.00	1.37	129.40	130.77
	Special component plan for scheduled castes-			84.00			84.00	0.00	128.00	128.00
	Other administrative Expenditure		326.35	17.13			343.48	250.30	13.04	263.34
	Special State Capital Production Assistance for remote areas			299.99			299.99	0.00	237.25	237.25
Handicraft deptt	Centrally sponsord Scheme						0.00	0.00	0.00	
	Reestablishment and VRS of Rogan Spinning Mills in Juspur and Kashipur						0.00	0.00	0.00	
Khadi and Gram Udyog Board	Assistance Khadi and Gram Udyog Board		402.00	100.00			502.00	424.83	100.00	524.83
	Publicity for Industrial Fair and Exhibition			220.00			220.00	0.00	220.00	220.00
Science and Technologu Council	Assistance to Science and Technologu Council			100.00			100.00	0.00	100.00	100.00
	Assistance to Science and Technologu Council			100.00			100.00	0.00	100.00	100.00

Appendix-4**GRANTS IN AID/ASSISTANCE GIVEN BY THE STATE GOVERNMENT (INSTITUTION WISE AND SCHEME WISE)**

(In lakh of ₹)

Recipients	Scheme	TSP/SCS P/ Normal /FC/EAP	2010-11				2009-10			
			Non-Plan	Plan			Total	Non-Plan	Plan	Total
				State Plan	State share of CSS	CP and GOI share of CSS				
Secretariat General Services	Centrally sponsord Scheme						0.00	0.00	0.00	
	Establishment of Baghirathi Authority						0.00	0.00	0.00	
State Tourism Development council Uttaranchal	State Tourism Development counmcil Uttaranchal		57.21	872.83			930.04	59.50	452.11	511.61
Hotel Management society	Grant to Hotel Management society						0.00	0.00	0.00	
	Loan/ seldemployment Scheme			800.00			800.00	0.00	631.00	631.00
	Assignment of Taxes recommended by State Finance Commission		4274.40				4274.40	3371.26	0.00	3371.26
Block Panchayat	Centrally sponsord Scheme					825.60	825.60		976.23	976.23
	Assignment of Taxes recommended by State Finance Commission		6348.00				6348.00	4788.54	0.00	4788.54
Gram Panchayat	Centrally sponsord Scheme					1376.00	1376.00	1632.06	0.00	1632.06
	Assignment of Taxes recommended by State Finance Commission		10579.60				10579.60	7980.90	0.00	7980.90
	Assignment of Taxes recommended by State Finance Commission		769.18				769.18	769.18	0.00	769.18
Local Bodies										
Municipal Corporation										
	Assignment of Taxes recommended by State Finance Commission		3071.39				3071.39	2296.33	370.00	2666.33
Municipalities/ Municipal council	Centrally sponsord Scheme						0.00	0.00	0.00	
	Assignment of Taxes recommended by State Finance Commission		9259.91				9259.91	7965.52	0.00	7965.52
	Assignment of Taxes recommended by State Finance Commission		1955.99				1955.99	1565.63	0.00	1565.63
Telecommunication and electronics							0.00	0.00	0.00	
	Centrally sponsord Scheme						0.00	0.00	0.00	
	Others		7321.01	39475.24			46796.25			
	TOTOL		57739.94	96635.01		37852.78	192227.74	45224.43	135166.29	180390.72

(xxxii)

Appendix 5

Details of Externally Aided Projects

Aid	Scheme/Project	Total Approved	Amount received						Amount yet to be received		Amount Repaid			Amount yet to be repaid		Expenditure	
			Grant			Loan			Grant	Loan	Loan			repaid			
Agency		Assistance	* upto 2009-10	2010-11	Total	* upto 2009-10	2010-11	Total			* upto 2009-10	2010-11	Total	2010-11	* upto 2009-10	2010-11	
(In lakh of ₹)																	
IBRD	Vishnugad Pipalikoti Hydro Electric project		3,28.03	(-) 5,30.79	(-) 2,02.76	36.45	(-) 58.98	(-) 22.53									
ADB	Uttarakhand State Road Investment Project-1		1,60,10.79	37,77.39	1,97,88.18	17,79.00	4,19.71	21,98.71									
ADB	Uttarakhand State Road Investment Project- 2	8,94,50.00	..	1,27,76.26	1,27,76.26	..	14,19.58	14,19.58							6,10,62.08 (@)		
ADB	Uttarakhand Energy Sector Investment Projects	2,83,40.92	40,91.20	11,75.82	52,67.02	4,54.57	1,30.65	5,85.22							42,96.07	35,46.00	
ADB	Watershed Management Directorate		70.94	17,97.94	18,68.88	7.88	1,82.90	1,90.78									
ADB	Uttarakhand Urban Sector Development Investment Project		11,09.76	19,67.20	30,76.96	1,23.31	2,18.58	3,41.89								51,38.14	
IDA	UP Health System Development Project		15,07.82	..	15,07.82	1,67.54	..	1,67.54									
WB	Uttarakhand Decentralised watershed Development Programme	3,49,29.00	99,82.37	64,64.02	1,64,46.39	11,09.15	7,18.22	18,27.37							3,01,54.25	1,01,85.98	
IFAD	Livelihood Improvement Project for the Himalayas	1,12,21.00	25,65.56	15,56.05	41,21.61	2,85.06	1,72.90	4,57.96							65,02.44	20,82.19	
IDA	Uttarakhand Rural water supply and Sanitary Project	5,64,00.00	51,95.12	73,76.98	1,25,72.10	5,77.24	8,19.66	13,96.90							1,86,70.03	59,85.07	
IDA	Technical/ Engineering Education Quality Improvement		20,41.51	20,41.51	..	2,18.08	..	2,18.08									
IDA	Economic Reform Technical Assistance Project		13,99.71	13,99.71	..	1,55.52	..	1,55.52									
	Total		4,43,02.81	3,63,60.87	8,06,63.68	49,13.80	40,23.22	89,37.02									
	(*) Does not include Information prior to 2008-09 as it is not available.			(**)			(**)										
	(**) Does not include grant of ₹ 24,40.94 lakh and loan of ₹ 2,71.22 lakh due to non availability of sanctions for this amount.																
	(@) Represents total combined expenditure upto 2010-11 in respect of Uttarakhand State Road Investment Project-1 and Project 2.																
	NB 1 Information wherever not available has been left blank in this appendix.																
	NB 2 Repayment of loan component of Externally aided Projects are being made through Block Loans for State Plan. Therefore projectwise repayment position cannot be given.																

(xxxiii)

Appendix-6

PLAN SCHEME EXPENDITURE

A. CENTRAL SCHEMES

Sl. No.	GOI Scheme	State Scheme	NITSP/SCSP	Budget Provision 2010-11			Actual 2010-11				Actuals 2009-10			
				GOI Share CSS/CP	State Share	Total Budget Provision	GOI Releases	GOI Share CSS/CP	State Share	Total Expenditure	GOI Releases	GOI Share CSS/CP	State Share	Total Expenditure
	<Name> <indicate % sharing of funds between centre and State say 90:10 60:40 etc>	<corresponding name in State Budget>	<Normal Tribal sub plan or Scheduled caste sub plan											
				(In lakh of ₹)										
1	Live Stock Census	17th Animals Census Work												
2	Intensification of forest management	Integrated Forest Protection Scheme			819.62	134.57				251.2	2567.12			242.07
3	Agricultural Census	Production estimating plan			í .	í .				í .	56.00			10.99
4	Conservation of Natural Resources & ecosystem	Establishment of Nanda Devi Biosphere Reserve			í .	í .				í .				
5	Post Matric Scholarship	Scholarship for Post Matric OBC& Student			í .	í .				í .	104			799.97
6	Swarna Jayanti Shahari Rojgar Yojna	Swarna Jayanti Shahari Rojgar Yojna			í .	í .				í ..				
7	GRID Connected Villages Programme MNRE	National Project on establishment of Biogas Development instruments			5.37	40.86				254.05				
8	National Live Stock disease control programme (75-25)	Subsidy for Live Stock diesese control			140.00	50.00				111.5	100			129.11
9	Handloom (90-10)	Various handlooms Development Schemes			170.00	209.17				215.00	15.19			50.00
10	Development of Inland Aquaculture & Fisheries 75-25	Development at sheet Jal Fisheries									44.65			31.23
11	Integrated Child Development Services (ICDS)	Integrated Child Development Yojna			6249.39	5161.39				4323.46	3476.73			4631.41
12	Integrated development of wild life habitats	Development of National Parks & Sanctuaries			453.00	100.70				116.24				198.75
13	Macro Management of Agriculture Scheme (MMA) (90-10)	Central Sponsored Schemes for programmes (Macromod)			2190.62	2322.54				2151.67	2236.34			2332.68

Appendix-6

PLAN SCHEME EXPENDITURE

A. CENTRAL SCHEMES

Sl. No.	GOI Scheme	State Scheme	NITSP/SCSP	Budget Provision 2010-11			Actual 2010-11				Actuals 2009-10			
				GOI Share	State Share	Total Budget	GOI Releases	GOI Share CSS/CP	State Share	Total Expenditure	GOI Releases	GOI Share CSS/CP	State Share	Total Expenditure
	<Name> <indicate % sharing of funds between	<corresponding name in State Budget>	<Normal Tribal sub plan or Scheduled caste sub plan	(In lakh of ₹)										
14	Post Matric Scholarship for SC Students	Scholarship for Post Metric S.C. Student	SCSP			1513.00	500.00			2282.29	389.7			1584.96
15	Improvement of Agriculture Statistics	Programme for Improvement of Agricultural Statistics				11.61	33.00			17.19	29.53			13.08
16	Project Tiger	Project Tiger				411.00	339.95			550.8	187.66			354.22
17	Project Elephant	Project Elephant				597.02	216.02			229.17	142.9			214.16
18	National Programme of Nutritional Support to Primary Education	Midday Meal Programme in Schools								4246.57				5000
19	Merit-Cum-Means based Scholarship for Professional and Technical Courses for welfare of SC/ST/OBC	Merit-Cum-Means Scholarship for Minorities Students				70.00	35.49			7.97	28.36			-
20	AIBP and other water resource programme (75-25)	Irrigation Scheme of AIBP				12000.00	1311.88			5316.47	13170.64			7447.85
21	Rastriya Krishi Vikash Yojna	Rastriya Krishi Vikash Yojna								4470				1008.65
22	Eradication of R.P. and P.P.R. Disease	Eradication of R.P and P.P.R. Disease in Uttarakhand State				1000.00	8.00			1854.74	15			4.98
23	Post Matric Scholarship for Minorities	Scholarship for post Metric S.T. Student				200.00	531.69			484.93	116			483.62
24	Stabishment of Fast Track Court	Stabishment of Fast Track Court				369.41	488.20			373.78	451			191.67
25	Rastriya Madhyamik Shiksha Abhiyan	Rastriya Madhyamik Shiksha Abhiyan				í .	í .			í .	130			247.34
26	Pre metric Scholarship for Minorities (50-50)	Pre Metric Scholarship to Children of those engaged in Unclean Occupations				í .	í ..			í .	1.55			16.86

Appendix-6

PLAN SCHEME EXPENDITURE

A. CENTRAL SCHEMES

Sl. No.	GOI Scheme	State Scheme	NITSP/SCSP	Budget Provision 2010-11			Actual 2010-11				Actuals 2009-10			
				GOI Share	State Share	Total Budget	GOI Releases	GOI Share CSS/CP	State Share	Total Expenditure	GOI Releases	GOI Share CSS/CP	State Share	Total Expenditure
	<Name> <indicate % sharing of funds between	<corresponding name in State Budget>	<Normal Tribal sub plan or Scheduled caste sub plan	(In lakh of ₹)										
27	National Rural Health Mission (NRHM)	New Rural Sub centre	SCSP			425.61	5922.76			389.25	í .			í .
28	Strengthening of Existing Polytechnics					200.00	500.00			500	í .			í .
29	Strengthening of Data base and Geographical Information system of the Fisheries	Strengthening of Data base and Information Networking				6.00	4.15			1.2	í	í .	í .	í .
30	Professional Efficiency Development	Setting up of State Veterinary Councils				30.94	10.00			29.68	í .	í .	í .	í .
31	National Service Scheme (NSS)	National Service Scheme				27.45	116.17			23.69	í	í .	í .	í .
32	Agricultural Census	Supposition Scheme of Production				13.47	27.66			15.03	í .	í .	í .	í
33	Urban Statistics for HR and Assessment USHA	Improvement Scheme of Housing and Slum Area				5023.56	6.00			4801.04	í	í .	í .	í
34	Multi Sectoral Development Programme for Minorities in Selected of Minority	Multi Sectoral District Development Scheme for Minorities				2500.00	2229.65			933.77	í			í .
35	Rajiv Gandhi Scheme for Empowerment of Adolescent Girls	Adolescent Girls Scheme				0.01	409.94			77.00	í	í	..	í
36	TSP2 Grant in Aid	Schemes under Proviso to Article 275 (i) of the Constitution				145.00	250.00			145.79	í	í	í .	í
37	Inclusive Education for Disabled at Secondary School	National Secondary Education Plan				10000.00	139.92			1501.27	í	í .	í	í
38	Information and Communication Technology in Schools	Information education Communication Technology				170.05	500.00			156.40	õ ..	õ õ	õ õ	õ õ
39	Scheme for providing quality education in Madrassas	Modernisation of Madrassas				70.00	188.86			30.78	í	õ	õ .	õ
	Total					4,48,12.13	2,17,88.56			2,71,45.36	31978.93			24993.57

FN. Information wherever not available has been kept blank in this appendix.

(xxxvi)

Appendix-6

B-STATE SCHEMES

Sl. No.	State Scheme	N/TSP/SOP <Normal, Tribal	Plan Outlay			Budget Allocation			Expenditure	
			2010-11	2009-10	2008-09	2010-11	2009-10	2008-09	2010-11	2009-10
1	Honorarium to Aganwari workers						28,69.26	36,28.77		31,01.65
2	Strengthening of urban infrastructure facilities						14,86.11	2,00.00		12,87.10
3	Integrated Allopathic Hospitals and dispensaries						12,90.38	1.10		11,34.92
4	Construction of community health centre						11,70.11	3,00.00		11,06.58
5	Arrangement of pharmacist in remote subcentres					20,16.29	11,55.91	11,77.09	1654.19	9,98.94
6	Major maintenance/ extension of non residential buildings of Medical Deptt.						11,00.00	2,00.00		5,45.17
7	Completion of construction work of Allopathic hospital						7,25.00	3,00.00		7,32.57
8	Different Health Programmes under PPP mode						7,20.00	9,85.00		6,19.41
9	Construction of buildings for primary health centres						6,80.00	..		2,81.21
10	Health System Scheme						5,78.15	..		5,78.15
11	Maintenance of residential Buildings						5,65.08	0.01		5,09.05
12	Community Health centres						5,50.00	1,25.00		41.35
13	Govt. Engineering college Ghurdauri						4,75.00	2,00.00		5,20.50
14	Allopathic Hospitals and dispensaries						4,18.61	3,25.89		2,12.82
15	Strengthening of Govt. multipurpose institution for boys and girls.						4,00.00	..		6,89.06
16	Establishment of medical facilities at tehsil level						400.00	100.00		200.57
17	Soil and water conservation						3,80.00	1,00.00		3,72.28
18	Electrification of water pumps, poly house supricolor						3,65.74	44.50		2,63.56
19	Establishment of community Health Centres						3,64.83	3,16.97		2,66.37

(xxxvii)

Appendix-6

B-STATE SCHEMES

Sl. No.	State Scheme	N/TSP/SOP <Normal, Tribal	Plan Outlay			Budget Allocation			Expenditure	
			2010-11	2009-10	2008-09	2010-11	2009-10	2008-09	2010-11	2009-10
20	Construction of Postmortem House					3,60.00	80.00		1,91.48	
21	G.B. Pant college of technology					3,31.45	1,50.00		2,44.92	
22	Govt. Engineering college Dorahat					3,00.00	1,00.00		2,70.20	
23	Acquisition of land/ const. of building for BeeroKhal (Pauri) Polytechnique					3,00.00	3,50.00		2,90.65	
24	Construction of Primary Health centre					3,00.00	50.00		76.00	
25	Construction of Trauma Centre					3,00.00	1,00.00		1,04.29	
26	Construction of Bulding for BSC Nursing college Dehradun					2,50.00	1,00.00		2,50.00	
27	Honorarium to Aganwari workers					2,42.46	..		1,85.96	
28	Expenditure of laboratories					2,30.00	45.01		52.14	
29	Crop protection programme					1,94.63	1,16.86		2,56.64	
30	Construction of ANMTC building					1,80.00	1,00.00			
31	Strengthening of agriculture investment centres/ training centres					1,60.00	1,10.01		1,37.79	
32	Establishment of State Mental Health Institute					1,57.01	1,25.76		53.18	
33	Acquisition of land/ const. of building for Kotdwar Polytechnique					1,50.00	50.00		1,50.00	
34	Minor construction works in local community health centres					1,40.00	77.00		1,17.08	
35	Establishment of Primary Health centres					1,08.52	60.02			
36	Trauma centre on National Highway					1,04.01	1,00.02		49.92	
37	Technical university Dehradun					1,00.00	1,00.00		1,00.00	
38	Establishment of Girls Polytechnique in KotaBagh Ramnagar					1,00.00	2,00.00		1,00.00	

(xxxviii)

Appendix-6

B-STATE SCHEMES

Sl. No.	State Scheme	N/TSP/SOP <Normal, Tribal	Plan Outlay			Budget Allocation (In lakh of ₹)			Expenditure	
			2010-11	2009-10	2008-09	2010-11	2009-10	2008-09	2010-11	2009-10
39	Acquisition of land/ const. of building for Ganai Gangoli (Pithoragarah) Polytechnique						1,00.00	16.67		20.37
40	Grants to volunteer organisations						1,00.00	50.00		77.03
41	Publicity of Public Health Programmes in the State						1,00.00	40.00		99.26
42	Construction of District Hospital in new district of Bageshwar, champawat and Rudryprayag.						1,00.00	1,00.00		1,00.00
43	Arrangement of office buildings in CMO office						1,00.00	50.00		72.6
44	Transfer of agriculture technology						1,00.00	59.00		72.33
45	Construction of building for Agriculture directorate						1,00.00	50.00		50.51
46	Rural water and environment cleanliness sponsored by World Bank					1,75,00.00			1,45,00.00	
47	Grant to non- Governmental Schools					1,10,00.00			1,17.87	
48	Investment in Power Development Fund					1,10,00.00			25,00.00	
49	Development of Urban infrastructure					92,61.97			32,56.88	
50	Rural Water Schemes and Water sources					62,99.38			93,24.34	
51	Establishment of hospitals					60,70.81			34,32.22	
52	Supply of fuel, raw material etc for nutritive programmes					59,00.00			44,76.51	
53	NABARD					50,00.00			40,52.64	
54	Assistance to Junior High Schools/ K.G., Nursery Schools					45,00.00			9,69.74	
55	Establishment of Srinagar Medical college					42,47.73			23,12.79	
56	Acquisition of land under Pradanmantri Sadak Yogna					38,00.00			33,06.08	
58	Loans from NABARD to Hydro Development Corporation					30,00.00			2,54.26	

(xxxix)

Appendix-6

B-STATE SCHEMES

(In lakh of ₹)

Sl. No.	State Scheme	N/TSP/SOP <Normal, Tribal	Plan Outlay			Budget Allocation			Expenditure	
			2010-11	2009-10	2008-09	2010-11	2009-10	2008-09	2010-11	2009-10
59	MLA Fund					26,98.00			26,98.00	
60	Externally aided Schemes					20,00.00			25.00	
61	Upgradation of Govt. High schools to Inter college					19,98.94			1.50	
62	Investment in Uttarakhand Power Transmission Corporation					19,75.00			15,12.00	
63	ADB financed yogna					16,59.00			16,59.00	
64	Construction of Bridges and their renovation					16,00.00			49,77.75	
65	Scholarship for 10th class students					15,00.00			14,40.70	
66	Goridevi Kanyadhan Yogna					15,00.00			33,17.25	
67	Grant for Blind, Deaf and Handicapped					13,59.00			23,34.97	
68	Establishment of offices at Block level for Shiksha Adakaris					11,77.05			14,53.15	
69	External aid for Hydro electric Schemes					10,08.00			18,87.00	
70	Intergated allopathic and dispensaries					10,41.97			16,78.03	
71	District Scheme					8,91.79			9,73.51	
72	General polytechnique					8,55.51			7,66.29	
73	Grant for Urban water works					8,00.00			21,84.51	
74	Construction of Tube wells					7,12.09			6,51.22	
75	Ifed Externally aided yogna					8,55.00			6,43.11	
76	National Employment Guarantee Scheme					7,60.00			7,11.49	

(xl)


Appendix-6

B-STATE SCHEMES


(In lakh of ₹)


Sl. No.	State Scheme	N/TSP/SOP <Normal, Tribal	Plan Outlay			Budget Allocation			Expenditure	
			2010-11	2009-10	2008-09	2010-11	2009-10	2008-09	2010-11	2009-10
77	Reserved and Civil Soim Forest development					7,00.00			7,00.00	
78	establishment of rajiv Ghandi Navyoudhalaya					6,30.40			7,03.24	
79	Grant for dependent widows					6,20.60			13,71.09	
80	Maintenance work of State Bridges and Roads					6,00.00			5,41.32	
81	Uttaranchal State Tourism Development Corporation					5,50.00			8,72.83	
82	Loan subsidy/ Self employment Yogna					5,00.00			8,00.00	
83	grant for renovation and strengthening of urban water sources					5,00.00			6,23.81	
84	Road security work					5,00.00			61.08	
85	Grants in aid to Pant Nagar Agriculture University					4,82.33			4,82.33	
86	Creation of Regional Funds development works in different Regions					4,51.25			5,31.54	
87	Conststruction and renovation of new Govt. Inter Colleges					4,26.86			12.00	
88	Barsad Industrial College					4,08.80			4,08.80	
89	Indira Awas Yogna					4,10.97			3,83.60	
90	House construction/arrangement of electricity and water					4,05.00			4,04.60	
91	Swarjyanti Gram Surozgar Yogna					3,94.69			3,75.07	
92	Construction of External Research Centres in Pant nagar University					1,50.00			2,82.80	
						12,15,68.43	2,19,48.23	1,26,21.15	8,73,43.01	1,52,40.98
						TOTAL				


2008-09
34,02.14
..
0.34
3,85.00
12,67.73
3,15.00
8,70.34
10,27.46
..
..
40.00
1,22.26
3,78.05
0.14
2,33.34
..
9.26
1,00.00
2,11.37




2008-09
23.50
1.00.00
3,33.42
4,50.00
..
24.12
43.41
..
74.46
1.93
37.84
86.39
50.00
77.84
..
..
..







2008-09
1,16,17.58



(xli)

Appendix-7

Direct transfer of Central Scheme Funds to implementing agencies in the State (funds routed outside State Budgets) (Unaudited figures)

Sl. No.	G.O.I. Scheme	Implementing Agency	N/TSP/SCSP	GOI releases		
				(In lakh of ₹)		
				2010-11	2009-10	2008-09
1.	Accelerated rural water supply scheme			í ..	1,00,06.67	1,07,58.00
2.	Agro met advisory services			í .	20.88	í
3.	Autonomous institutions and professional bodies			53,00.59	46,58.25	30,46.10
4.	Bioinformatics			13.30	23.65	22.92
5.	Biotechnology for societal development			46.72	32.84	1,36.87
6.	Central rural sanitation scheme			17,07.61	7,73.98	35.66
7.	Conservation of natural resources and ecosystems			3,16.68	6.54	19.99
8.	Counselling retraining and redeployment scheme			í ..	8.30	8.60
9.	Credit support programme			í .	7.98	í
10.	Deafness			í .	20.55	40.61
11.	Deen Dayal disabled rehabilitation scheme SJE			1,32.59	53.61	1,83.98
12.	Demonstration of solar thermal SPV bsystems and other activities			39.72	3,31.07	í
13.	Development and strengthening of infrastructure facilities for production			62.39	23,56.46	43.32
14.	Development of institutions			í .	1,18	í
15.	Drda administration			10,54.96	5.99.09	2,58.84
16.	Environment information education and awareness			12.29	8.75	4,73.25
17.	Gender budgeting and gender data			3.81	3.23	í
18.	Grants in aid to fandwl institutions			1,22,10.00	1,25,82.00	43,32.50
19.	Grid interactive renewable power mnre			5,14.61	552.80	4.74
20.	Handicrafts			í ..	96.24	20,44
21.	Handlooms			31.98	2,33.95

(xlii)

Appendix-7

Direct transfer of Central Scheme Funds to implementing agencies in the State (funds routed outside State Budgets) (Unaudited figures)

Sl. No.	G.O.I. Scheme	Implementing	N/TSP/SCSP	GOI releases		
				(In lakh of ₹)		
				2010-11	2009-10	2008-09
22.	Hospitals and dispensaries (under NHRM)			8,05.85	46.30	68.15
23.	Human resource development biotechnology			1,03.37	87.96	73.22
24.	litø dhe			1,11,00.00	1,39,78.50	34,33.75
25.	Information publicity and extension			76.46	32.57	638.62
26.	Integrated watershed management programme (iwdp)			46,62.63	13,39.36	17,01.97
27.	International cooperation biotechnology			14.29	30.32	..
28.	International cooperation s & t			1,32.98	52.93	93.72
29.	International relations			20.76	3.45	..
30.	Mahila samakhya			4,18.81	2,50.00	1,75.15
31.	Marine research and technology development			1,01.66	7.50	..
32.	Medicinal plants			85.22	83.38	94.16
33.	Research and development department of biotechnology			1,64.45	1,11.45	1,28.13
34.	National rural health mission (NHRM)			96,50.46	45,33.69	1,86,86.21
35.	Research and development support serc			5,35.94	21,05.79	2,49.33
36.	National afforestation and eco development board			í .	7.25	80.86
37.	Biotechnology for societal development			í .	31.62	í
38.	Science and technology programme for socio economic development			9,84.65	154.94	138.40
39.	National afforestation programme			4,47.11	5,06.00	48,44.22
40.	Mps local area development scheme mplads			18,00.00	5,00.00	20,00.00
41.	National urban information system (nuis)			3,84.50	11.22	..
42.	Setting up of technology upgradation establishment modernization of food			í .	71.20	..
43.	Seismicity and earthquake precursors			í ..	40.38	..
44.	Pradhan Mantri Gram Sadak Yojana (PMGSY)			2,40,26.18	1,01,00.00	..

(xliii)

Appendix-7

Direct transfer of Central Scheme Funds to implementing agencies in the State (funds routed outside state Budgets) (Unaudited figures)

Sl. No.	G.O.I. Scheme	Implementing	N/TSP/SCSP	GOI releases		
				(In lakh of ₹)		
				2010-11	2009-10	2008-09
45.	National aids control programme including std control			10,68.48	1,14.18	2,26.44
46.	Research and development for conservation and deveopment			í .	14.50	4,48.59
47.	Assistance to voluntary organization for providing social defence services			25.34	13.25	í
48.	Off grid drps			20,45.25	2,58.08	í .
49.	Capacity building for service providers			14.37	20.00	í
50.	Technology development programme			í .	13.00	í
51.	Renewable energy for rural applications for all villages			83.88	60.09	í
52.	State science and technology programme			í .	56.38	25.35
53.	National rural employment guarantee scheme			í .	1,05,86.70	45,16.16
54.	Swarna jayanti shahari rojgar yojana (SJSRY)			5,46.34	7,33.05	2,68.36
55.	DGFT Director General of foreign trade			í	0.40	
56.	Sarva shiksha abhiyan (SSA)			2,58,82.95	1,60,09.00	33,51.53
57.	Hrd training programme fellowship exposure visit upgradation of skills etc			7.00	7.00	6.00
58.	Environment information education and awareness			í	33.72	..
59.	Strengthening of wildlife division			30.57	9.65	0.33
60.	Setting up of new iits			2,50.00	13,00.00	..
61.	Biotechnology for societal development			í	18.36	..
62.	Rural housing-IAY			53,20.71	22,97.89	16,76.14
63.	Gia for research publication and monitoring			í .	0.68	..
64.	Intensive diary development programme			í .	50.00	..
65.	Swaranjayanti gram swarozgar yojana (sgsy)			24,42.75	9,15.16	957.13
66.	Scheme of assistance to disabled persons for purchase fitting of aids and			88.00	3,12.75	..

(xliv)

Appendix-7

Direct transfer of Central Scheme Funds to implementing agencies in the State (funds routed outside state Budgets) (Unaudited figures)

Sl. No.	G.O.I. Scheme	Implementing	N/TSP/SCSP	GOI releases		
				(In lakh of ₹)		
				2010-11	2009-10	2008-09
67.	Grants in aid to f and wl institutions			í	2,41.00	..
68.	Seismicity and earthquake precursors			í .	1,14.12	..
69.	Action research and research studies			2.99	2.99	..
70.	Demonstration of solar thermal spv systems and other activities			í .	1.35	..
71.	International cooperation activities			60.25	57.85	
72.	Technology mission on horticulture for north eastern region including sikkim			í	1,00.00	2,06.29
73.	Setting up of technology upgradation establishment modernization of food			í .	38.87	46.36
74.	Biotechnology for societal development			í	8.67	
75.	International relations			í	5.40	
76.	National training programme for scientists /technologists working with Govt.			í	7.65	19.81
77.	Package for (other than north east) special category states			í .	4,50.00	
78.	Environment information education and awareness			í .	0.56	-
79.	Rashtriya gram swaraj yojana			í .	2,07.00	
80.	Research and development in earth and atmospheric science			40.93	1.00	24.40
81.	Grant in aid to ngos and for coaching st students for competitive exams			91.97	10.50	..
82.	Information education and communications			35.00	35.00	..
83.	Domestic promotion and publicity including hospitality			í .	1.00	..
84.	Support to state extension programme for extension reforms			3,00.00	4,51.25	..
85.	National scheme for funding to national institute sje			9,29.37	2,00.00	..
86.	Scholarships for science in higher education oversight committee			62.60	62.00	..
87.	Grid interactive renewable power mnre			í .	19.22	3.25
88.	Promotion and dissemination of art and culture			28.56	8.40	..

(xlv)

Appendix-7

Direct transfer of Central Scheme Funds to implementing agencies in the State (funds routed outside state Budgets) (Unaudited figures)

Sl. No.	G.O.I. Scheme	Implementing	N/TSP/SCSP	GOI releases		
				(In lakh of ₹)		
				2010-11	2009-10	2008-09
89.	National bamboo mission			2,74.48	44.00	1,56.29
90.	Conservation of natural resources and ecosystems			í .	8.57	..
91.	National mission in education through ict			í .	1,50.00	..
92.	Research and development water resources			í .	1,07.28	..
93.	Technology development programme			16.25	2.43	30.24
94.	Youth hostel			0.72	5.00	..
95.	Research and development for conservation and development			12,72.82	1,32.00	..
96.	Support to ngos institutions srce for adult education and skill development			í .	66.00	..
97.	Strengthening of existing polytechnics			1,30.00	90.00	..
98.	Scheme for human resource development fpi			9.25	2.50	..
99.	Women's hostel in polytechnics			6,20.00	160.00	..
100.	Product/infrastructure development for destinations and circuits			27,45.26	2,36.34	..
101.	Upgradation of 1396 Govt ITI's through PPP mode			í .	1,50.00	..
102.	National river conservation plan (NRCP)			33,41.03	48.37	1,60.90
103.	Promotion and dissemination of art and culture			í	4.13	..
104.	Conservation of natural resources and ecosystems			í	3.81	..
105.	Panchayat yuva krida and khel abhiyan (PYKKA)			20,90.21	3,60.00	..
106.	R and d in new and renewable energy technologies			í .	1,20.67	..
107.	New schemes of CIPET			í .	2.65	..
108.	Electronic governance			94.44	3,33.27	..
109.	Biotechnology for societal development			í .	3.13	..

(xlv)

Appendix-7

Direct transfer of Central Scheme Funds to implementing agencies in the State (funds routed outside state Budgets) (Unaudited figures)

Sl. No.	G.O.I. Scheme	Implementing	N/TSP/SCSP	(In lakh of ₹)		
				2010-11	2009-10	2008-09
110.	World bank grant under PHRD toTHDC			40.69	1.23	..
111.	Rashtriya madhyamik shiksha abhiyan (RMSA)			76,01.72	2,22.00	..
112.	Step support to training and employment programme for women			27.90	17.72	..
113.	Environmental monitoring and governance			í .	2.35	..
114.	Schemes arising out of the implementation of the person with disabilities SJE			77.00	48.25	..
115.	Renewable energy for rural applications remote villages			3.39	55.24	..
116.	Scheme of assistance to disabled persons for purchase fitting of aids			í	95.00	..
117.	Assistance to voluntary organization for providing social defence services			í .	8.65	13.51
118.	Support to nogs institutions srce for adult education and skill development merged			í .	50.07	106.33
119.	Panchayat mahila evam Yuva Shakti Abhiyan			í	49.91	
120.	Top class education for SC's , ST's			í	1.50	1.03
121.	Health insurance for unorganised sector workers (Rashtriya Swasthya Bima)			3,66.86	92.58	..
122.	Buddhist and tibetan studies			5.75	2.50	..
123.	Domestic promotion and publicity including hospitality			í	27.39	..
124.	Scheme for Infrastructure Development FPI			í	1,60.53	7,45.26
125.	Quality for technology support institutions and programmes			í	53.20	3,10.18

(xlvii)

Appendix-7

Direct transfer of Central Scheme Funds to implementing agencies in the State (funds routed outside state Budgets) (Unaudited figures)

SI. No.	G.O.I. Scheme	Implementing	N/TSP/SCSP	GOI releases		
				(In lakh of ₹)		
				2010-11	2009-10	2008-09
126	Administration and monitoring including HRD and Training			1,50.00	í .	..
127	Audit education and skill Development scheme			1,95.93	í .	..
128	Baba Saheb Ambedkar Hast Shilpa vikas Yojna			1,07.91	í .	..
129	Components and material Development Programme			50.36	í .	..
130	Comprehensive scheme for Combating trafficking			10.51	í .	..
131	Computerisation of records of StateWakf Boards			27.10	í	..
132	Crime and Criminal tracking network and System			21,35.80	í .	..
133	CRR scheme			12.90	í .	í
134	Design and Technical Development			31.19	í .	í
135	District Hospitals			2,65.00	í .	í
136	Drugs and Pharmaceuticals research			0.60	í .	í
137	Educational Institutions			2,00.00	í .	í
138	Foot and mouth disease control Programme			84.00	í .	í
139	Free coaching and allied scheme for mionroties MA			3.49	í .	í
140	Funding of NHOs engaged in local Health tradition			10.00	í .	í
141	WA to Research traning information and Miscellaneous SJE			23.18	í .	í

(xlviii)

Appendix-7

Direct transfer of Central Scheme Funds to implementing agencies in the State (funds routed outside state Budgets) (Unaudited figures)

SI. No.	G.O.I. Scheme	Implementing	N/TSP/SCSP	GOI releases		
				(In lakh of ₹)		
				2010-11	2009-10	2008-09
143	Health care for elderly			94.02		..
144	Horticulture mission for north east and Himalayan States			5,00.00		..
145	Human resource for health			15,25.00	í
146	Research and Development water Resources			9,28.96	í .	..
149	Setting up of new IIMS			2,00.00	í .	..
150	Solar thermal system water heating			1,22.75	í .	..
151	State science and technology programme			1,24.00		
152	Strengthening of Pharmacopial laboratories			10,00.00	í .	í .
153	Support to State extension programme for Extension			3,00.00	í	í
154	Integrated Watershed Management programme			46,62.63	í	í
155	Mahatma Gandhi National Rural Employment Guarantee			2,89,80.93	í .	í ..
156	National Rural Drinking water programme			1,36,40.76	í ..	í ..
157	Product Infrastructure Development for Destinations			14,23.58	í ..	í ..
			Total	19,18,16.27	10,45,08.62	6,51,98.54

FN. Information wherever not available has been kept blank in this appendix.

Source: e-lekha

(xlix)

**Appendix 8- SUMMARY OF BALANCES
(CONSOLIDATED FUND, CONTINGENCY FUND AND PUBLIC ACCOUNT)**

A. The following is a summary of the balances as on 31st March, 2011:-

Debit Balance (In lakh of ₹)	Sector of the General Account	Name of Account	Credit Balance (In lakh of ₹)
		Consolidated Fund	
1,93,00,65.24	A,B,C,D,G ,H and parts of L	Government Account	
	E	Public Debt	1,59,83,81.49
7,17,89.78	F	Loans and Advances	
		Contingency Fund	
		Contingency Fund	45,64.71
		Public Account	
	I	Small Savings,Provident Funds etc	38,23,17.03
		Reserve Funds	
	J	(i) Reserve Funds bearing interest-	1.27
		(ii) Reserve Funds not bearing interest-	10,75,24.59
9,03,62.22		Gross Balance Investment	
		Deposits and Advances	
	K	(i) Deposits bearing interest-	2,20,94.03
		(ii) deposits not bearing interest-	13,98,87.05
1.81		(iii) Advances	
6,90,38.05		Suspense and Miscellaneous	
	L	(i) Suspense	2,70,19.22
		(ii) Other accounts	
		(iii) Investment	
2,17.33		(iv) Other items (net)	
		(v) A/c with Govts of Foreign countries	
8,74,34.12	M	Remittances	
3,28,80.84	N	Cash Balance	
2,28,17,89.39		TOTAL	2,28,17,89.39

* Please see 'B' at page (I) to understand how this figure is arrived at.

(1)

(a) There was a difference between the figures reflected in the accounts and that intimated by the Reserve Bank of India regarding "Deposits with Reserve Bank" included in the Cash Balance. The discrepancy is under reconciliation. See also "Notes to Accounts" at page 21 in volume 1.

B. Government Account: Under the system of book-keeping followed in Government accounts, the amount booked under revenue, capital and other transactions of Government the balances of which are not carried forward from year to year in the accounts, are closed to a single head "Government Account". The balance under this head represents the cumulative result of all such transactions.

To this the balances under Public Debt, Loans and Advances, Small Savings, Provident Funds, Reserve Funds Deposits and Advances, Suspense and Miscellaneous (Other than Miscellaneous Government Account), Remittances and Contingency Fund, etc. are added and the closing cash balance at the end of the year is to be worked out and proved.

The other headings in the summary take into account the balances under all accounts heads in Government books in regard to which Government has a liability to repay the money received or has a claim to recover the amounts paid and also heads of account opened in the books for adjustment of remittance transactions.

It must be understood that these balances can not be regarded as a complete record of the financial position of the Government as it does not take into account all the physical assets of the State, such as lands, buildings, communication, etc. nor any accrued dues or outstanding liabilities which are not brought to account under the cash basis of accounting followed by Government.

The net amount at the debit of Government Account at the end of the year has been arrived at as under:-

Dr. (In lakh of ₹)	Details	Cr. (In lakh of ₹)
1,69,17,90.65	A-Amount at the debit of Government Accounts on 1st April 2010	1,16,08,16.45
	B- Receipts Heads (Revenue Account)	
	C-Receipt Heads (Capital Account)	
1,16,21,06.83	D-Expenditure Heads (Revenue Account)	
18,54,84.21	E- Expenditure Heads (Capital Account)	
5,15,00.00	H-Transfer to Contingency Fund	
	F- Suspense and Miscellaneous (Miscellaneous Government Accounts)	
	G-Amount at the debit of Government Account on 31st March, 2011	1,93,00,65.24
3,09,08,81.69	TOTAL	3,09,08,81.69

- (i) In a number of cases, there are unreconciled differences in the closing balance as reported in the statement of 'Receipts, Disbursements and Contingency Fund and Public Account' (St no 2 and 18) and that shown in separate Registers or other record maintained in the Account office /Department offices for the purpose. Steps are being taken to settle the discrepancies.
- (ii) the balances are communicated to the officers concerned every year for verification and acceptances thereof. In a large number of cases such acceptances have not been received.
- (iii) The cases where acceptances of balances have been delayed and the amounts involved are considerable have been mentioned in annexure 'A' to Appendix 8.
- (iv) Cases where details/ documents are awaited in connection with reconciliation of balances are detailed in annexure B to this appendix.

(iii)

APPENDIX- 9 FINANCIAL RESULTS OF IRRIGATION WORKS (@)

Serial No	Name of the Project	Capital Outlay during the year			Capital Outlay to the end of the year			Revenue Receipts during the year			Revenue foregone or remission of revenue during the year	Total revenue during the year (columns 11 and 12)	Working expenses and maintenance during the year			Net Revenue Excluding Interest			Net Profit or Loss after meeting interest	
		Direct	Indirect	Total	Direct	Indirect	Total	Direct	Indirect	Total			Surplus of revenue (col.13) over expenditure (col.16) (+) or excess of expenditure over revenue (col.13) (-)	Rate percent on Capital Outlay of the year	Interest on direct Capital Outlay	Surplus of revenue (+) or Expenditure over Revenue (-)	Rate percent on Capital Outlay of the year			
1	2	3	4	5	6	7	8	9	10	11	12	13	14	15	16	17	18	19	20	21
A-MAJOR SCHEME				In lakhs of ₹								In lakhs of ₹								
1.	*State Tube Wells				11,83,58.72	44,30.11	12,27,88.83													
2.	*Lift Irrigation Schemes	66,51.76	14,89.53	81,41.29													
3.	Garhwal Irrigation	78,08.76	74.12	78,82.88													
4.	Gandak and Narain Canals	1,32,57.46	1,21.54	1,33,79.00													
5.	Ram Ganga Project	1,48,85.21	1,57.12	1,50,42.33													
6.	*Upper Ganga Canal		..		4,25,33.48	3,87.21	4,29,20.69													
7.	Lower Ganga Canal	37,76.11	61.16	38,37.27
8.	Agra Canal	16,56.78	22.54	16,79.32
9.	Eastern Yamuna Canal	12,28.62	13.58	12,42.20
10.	Sharda Canal	12,37,12.49	73,44.25	13,10,56.74
11.	Betwa Canal	9,93.96	21.45	10,15.41
12.	Belan Canal	5,29.38	5.08	5,34.46
13.	Ghagra Canal	1,53,60.69	8,99.75	1,62,60.44
14.	Ken Canal	11,60.76	11.37	11,72.13
15.	*Tumaria Canal	18,03.80	18.64	18,22.44
16.	Dohrighat Canal	13,09.76	12.83	13,22.59
Total-A-MAJOR SCHEMES					35,50,27.74	1,50,70.28	37,00,98.02													

(@) The State Government has intimated that no Irrigation Scheme has been declared as commercial by the State Government. The figures given in bold represent the unapportioned balances between the states of Uttar Pradesh and Uttarakhand.

(*) Major Schemes

(liv)

Appendix-10

ANEXURE TO STATEMENT NO-14

STATEMENT OF COMMITMENTS ON INCOMPLETE PUBLIC WORKS CONTRACTS AS ON 31st MARCH 2011

SI NO.	Name of the Project/ Works	Estimated cost of work/date of sanction	Year of commencement	Target year of completion	Physical progress of work in Percent	Expenditure during the year	Progressive expenditure to the end of the year	Pending payments	Revised cost, if any /date of revision	Cost of balance work adjustment to inflation
1	2	3	4	5	6	7	8	9	10	11

(In lakh of ₹)

District: Uttarkashi

1	Widening , Improvement & Damrikran of Dukna- Karda- Chhada Khad.L.V.R. to M.R.	1,16.40 Jul-06	Mar-08	Mar-10	33%	39.01	78.01	38.39	0.00	38.39
2	Improvement & Damrikran of Purola-Kumola-Nori-Gadoli- M.R.	1,05.00 Mar-08	Jan-09	Mar-10	20%	28.55	28.73	76.27	0.00	76.27
3	Reconstruction & Improvement of Rajgari-Gangtari Motor Road.	1,51.20 Jul-08	Feb-09	Mar-10	53%	62.45	80.23	70.97	0.00	70.97
4	Reconst. & Imp. Damta-Kandari	1,96.59 Mar-03	Apr-04	Mar-10	90.62%	31.79	176.38	20.21	0.00	20.21
5	Const. of Jarda Khad to Chhamrota motor road with 54 M. Span Bridge.	2,92.00 Dec-06	Apr-08	Mar-10	60%	54.17	261.73	30.27	0.00	30.27
6	Reconstruction & Improvement of Damta kandari to Diyadi Setwari Motor Road.	1,84.40 Nov-05	Apr-08	Mar-10	85%	8.33	169.84	14.56	0.00	14.56
7	Widening , Reconstruction & Improvement of Kalogi - Bajlari L.V.R. to Motor Road	1,08.25 Dec-06	Mar-08	Mar-10	50%	10.66	67.19	41.06	0.00	41.06

IRRIGATION DIVISION UTTRKASHI

8	Renovation of 30 Canals in Uttarkashi Distt. under NABARAD	3,92.63 (a)		Mar-11 (a)	(a)	(a)	(a)	(a)	(a)	(a)
---	--	-------------	--	------------	-----	-----	-----	-----	-----	-----

District Chamoli

9	T.D. Tharali Construction of Mopata Bridge	2,37.47 Jan-08	Mar-08	Mar-10	80%	87.56	190.37	83.10 (a)	(a)	(a)
10	Distt Chamoli P.D. Gopeshwar Construction of 80 meter Steel Bridge on Balkheela River on near Garsera	1,17.00 10.11.06	Jul-08	Nov-10	80%	111.55	7.49 (a)	(a)	(a)	(a)
11	Distt Rudraprayag P.D. Rudraprayag andai-Kamoldi-Molkakhal light Vechicle road Converting to motor road in Km-6 to 22	1,28.00 27.03.06	Mar-11	Mar-11	75%	0.19	96.50 (a)	(a)	(a)	(a)

(iv)

Appendix-10

ANEXURE TO STATEMENT NO-14

STATEMENT OF COMMITMENTS ON INCOMPLETE PUBLIC WORKS CONTRACTS AS ON 31st MARCH 2011

SI NO.	Name of the Project/ Works	Estimated cost of work/date of sanction	Year of comment	Target year of completion	Physical progress of work in Percent	Expenditure during the year	Progressive expenditure to the end of the year	Pending payments	Revised cost, if any /date of revision	Cost of balance work adjustment to inflation
1	2	3	4	5	6	7	8	9	10	11
(In lakh of ₹)										
12	Khirsu-Kherakhal -kandai-Khankra motor marg	3,80.07 31.03.03	Mar-11	Mar-11	92%	3.18	350.33 (a)	(a)	(a)	(a)
13	Tilwar-Bhardar-Sorakhal motor road soling cort work	1,02.00 27.02.04	Mar-11	Mar-11	73.85%	-	75.33 (a)	(a)	(a)	(a)
14	Bedubagar-Bhonsal_doba light vehicle road Converting to motor road and soling cort work.	1,61.00 16.02.04	Mar-11	Mar-11	93%	1.47	149.54 (a)	(a)	(a)	(a)
15	Jakholi-Bhiri motor roads soling cort work	1,02.00 27.02.04	Apr-11	Mar-11	86%	14.56	87.28 (a)	(a)	(a)	(a)
16	C.D. Ukhimath Chuni band to Vidyapith motor road km-0.00 to 3.50 and bridge 60 m.	1,90.80 28.03.06	Mar-08	Mar-11	60%	3.99	110.70 (a)	(a)	(a)	(a)
17	Jugansu-Railek-Uniyana motor road, Km 0.00 to 7.50	1,57.60 20.03.08	Dec-08	Mar-10	47%	31.79	78.40 (a)	(a)	(a)	(a)
District Dehradun										
18	New construction of motor road via Malsi Gram to Mussoorie road of km.192 of Ambala-Mussoorie road.	1,28.00 Dec-05	May-06	11-Mar	50% -		42.48	85.52 (a)		85.52
19	Widening,Extension & R.C.C.work at Kingcraig triangle on Ambala-Mussoorie road Km.214	57.06 1,08.23	Feb-09	10-Dec	30% -		41.63	66.60	105.23	66.6
20	B.M/S.D.B.C work for maintaining Mussoorie bye pass road drain construction & shinage work on walls.	3,94.27 Oct-08	Jan-09	Dec-09	100%	17.02	393.73	1.54 (a)		1.54
21	Damrikaran & construction of road under A,B,C & D Blocks and construction of drains (half part) in Nehru Colony.	2,34.95 Mar-08	Jul-08	Mar-11	90%	63.96	214.3	20.65 (a)		20.65
22	Development road work in Dehradun city under settlement/ residential facility at Ambala Mussoorie road upto K.M.184-189 (clock Tower to blind institution)	4,79.84 Jan-06	Apr-06	Mar-10	100%	15.71	496.94	6.89	503.83	6.89

(Ivi)

Appendix-10

ANEXURE TO STATEMENT NO.-14

STATEMENT OF COMMITMENTS ON INCOMPLETE PUBLIC WORKS CONTRACTS AS ON 31st MARCH 2011

SI NO.	Name of the Project/ Works	Estimated cost of work/date of sanction	Year of commencement	Target year of completion	Physical progress of work in Percent	Expenditure during the year	Progressive expenditure to the end of the year	Pending payments	Revised cost, if any /date of revision	Cost of balance work adjustment to inflation
1	2	3	4	5	6	7	8	9	10	11

(In lakh of ₹)

District Dehradun

23	Widening & Improvisation of different internal roads of Rajendra Nagar in Distt.Dehra Dun	3,50.63 Jan-08	May-08	Dec-10	100%	59.66	345.7	4.93 (a)		4.93
24	Macadamisation of connecting road upto Motor road between Gram Dobri and Panchayat Sarna.	1,11.39 Jul-08	Jul-08	Mar-11	70%	9.00	27.81	83.58 (a)		83.58
25	Widening of different internal roads of Kishan Nagar Area in Distt. Dehra Dun	1,58.68 Mar-08	Jun-08	Mar-11	60%	30.43	98.85	59.83 (a)		59.83
26	Construction of Ballupur-Ghari cantt. Motor road (remaining part).	1,25.94 Sep-09	Sep-09	Mar-11	75%	41.39	95.06	41.29 (a)		41.29
27	Reconstruction & Improvement of Haripur Kalan Marg under Kumbh Mela 2010	109.97 Mar-09	Oct-09	Dec-10	100%	36.70	38.89	71.08 (a)		71.08
28	Construction of Motor Bridge over Noon river Between Jamunwala & Cantt. Area in Distt. Dehra dun	4,78.15 Jan-06	May-06	Dec-10	50%	1.25	300.23	177.92 (a)		177.92

Construction Division . P.W.D., Dehradun

29	Construction of 300m. pre stretched Span bridge over Asan river between Gram Sabhawala & Sahaspur	10,66.43 dt.12-7-06	28.12.06	10-Dec	90%	186.51	938.59	287.80	1226.39	287.8
30	Strengthening,improvement & hot mix work from Saharanpur chauk to G.M.S. road and construction of Drains on both sides under Kanwali road in Distt.Dehradun.	1,17.48 dt. 30-12-08	02.03.09	10-Apr	100%	27.44	27.52	89.96 (a)		89.96
31	BMSDBC work on two lane wide road from T.H.D.C. colony- Bangali Kothi-Kedharapuram to Mathorawala populated area.	2,47.30 dt. 10-11-06	18.12.08	Dec-11	60%	59.97	191.72	55.58 (a)		55.58

(lvii)

Appendix-10

ANEXURE TO STATEMENT NO.-14

STATEMENT OF COMMITMENTS ON INCOMPLETE PUBLIC WORKS CONTRACTS AS ON 31st MARCH 2011

SI NO.	Name of the Project/ Works	Estimated cost of work/date of sanction	Year of commencement	Target year of completion	Physical progress of work in Percent	Expenditure during the year	Progressive expenditure to the end of the year	Pending payments	Revised cost, if any /date of revision	Cost of balance work adjustment to inflation
1	2	3	4	5	6	7	8	9	10	11

(In lakh of ₹)

Temporary Division P.W.D., Shaiya

32	Transformation of Naraya-Lorli light motorable road to Motorable road	3,31.76 dt.29-8-05	Mar-11	11-Mar	98%	17.39	316.82	14.94 (a)	(a)	
33	Kwasi-Damta Motor road	1,49.90 dt. 12-2-04	Mar-11	11-Mar	96% -		133.9	12.00 (a)	(a)	

Temporary Division P.W.D., Rishikesh

34	New construction between Karligad to Sarona in District Dehradun	1,75.00	02/2009	03/2012	5%	0.12	4.47	1,70.53	0.00	0.00
35	Construction work of Thanon-Suridhar- Nahi Kalan Motor road	3,73.30	02/2004	03/2015	5%	15.19	15.19	3,60.11	0.00	0.00
36	Construction of Motorable road between Itharana to Devlidhar in District Dehradun	2,80.00	03/2008	03/2015	5%	1.71	1.72	2,78.28	0.00	0.00
37	Construction of connecting road for Bhogpur Bagi Navakot Dimmar Dimmar	1,75.00	Mar-08	Mar-15	5%	0.46	0.46	174.54	0.00	0.00
38	Construction of motorable road from Talai to Katkot Via Bhumal Devta upto Dharkot A,N.M. Centre.	2,10.00	Mar-09	Mar-15	5%	0.61	0.61	209.39	0.00	0.00
39	New construction ,Reconstruction & Improvement of 20.00 Km. long road & 35m. Span steel girder Bridge over Udalna River under Badrena Gramsabha in Distt.Dehra Dun	1,83.15	Mar-09	Mar-15	5%	0.18	0.18	182.97	0.00	0.00
40	Construction of Motorable road from Mal Devta to Ragadgaon Gandhak under Jaunpur Block in Distt.Tehri	2,45.00	Dec-08	Mar-15	5%	0.21	0.21	244.79	0.00	0.00
41	Improvement of square/triangles on different Ring roads in Dehradun city under settlement/residential facility.	1,52.28	Mar-05	Mar-15	65%	152.47	152.47	0.00	0.00	0.00
42	Widening & Improvement of Tehsil square of Shyampur-Rishikesh bye pass road to prevent dangerous road accident.	1,15.31	Mar-09	Mar-13	10%	0.00	0.00	114.66	0.00	0.00

(lviii)

Appendix-10

ANEXURE TO STATEMENT NO.-14

STATEMENT OF COMMITMENTS ON INCOMPLETE PUBLIC WORKS CONTRACTS AS ON 31st MARCH 2011

SI NO.	Name of the Project/ Works	Estimated cost of work/date of sanction	Year of commencement	Target year of completion	Physical progress of work in Percent	Expenditure during the year	Progressive expenditure to the end of the year	Pending payments	Revised cost, if any /date of revision	Cost of balance work adjustment to inflation
1	2	3	4	5	6	7	8	9	10	11
(In lakh of ₹)										
43	Reconstruction of Motor road and Construction of drains under Gramsabha Shyampur in Distt. Dehradun.	1,00.00	Mar-09	Mar-12	30%	13.58	13.58	86.12	0.00	0.00
44	Extension of Gram Athurwala road under Bhaniyawala rehabilitation Area.	1,29.12	Mar-09	Mar-14	5%	0.00	0.00	127.00	0.00	0.00
45	Reconstruction of & Improvement of Motor road to Gramsabha Badasi.	1,00.00	Mar-09	Mar-12	20%	9.50	9.50	86.35	0.00	0.00
46	New construction of Motor road from Rajpur nagal Sahastradhara Ring road garder bridge to Chalag Gram.	1,21.49	Jan-08	Mar-12	0%	0.00	0.00	121.49	0.00	0.00
47	Widening of Motor road from Jogiwala Ckawk to Badripur Mazri Nawada & BMSDBC work.	2,71.15	Dec-09	Mar-12	20%	42.16	42.16	228.99	0.00	0.00
48	Reconstruction of LMV road from Dharkot to Talai under Vidhan Sabha Rishikesh in Distt.Dehradun.	1,08.00	Mar-09	Mar-13	20%	5.13	6.28	101.72	0.00	0.00
49	Widening & Improvement of Adhoiwala Nalapani road in Distt.Dehradun.	1,15.00	Jan-09	Mar-11	20%	11.77	14.76	100.24	0.00	0.00
S	S.C.S.P. State Plan									
50	New construction of M.R. from Moldhar to Sirki Silla.	2,80.00	Feb-09	Mar-15	10%	0.00	0.10	279.90	0.00	0.00
51	New construction of M.R. from Chchamrauli toSorna.	1,40.00	Feb-09	Mar-15	10%	0.00	0.10	139.90	0.00	0.00
52	New construction of M.R. from Mussoorie Chamba to Motidhar chamarasi	2,80.00	Feb-09	Mar-15	10%	0.00	0.10	279.90	0.00	0.00
Deposit Work										
53	Construction of four lane fast track road from Bhaniyawala-Rishikesh-Doiwala road Km.16 to 0-2 to Thanu-Raipur Sahastradhara for Orgnizing Saif Games.	95,13.00	Mar-08	Mar-15	10%	0.23	750.24	8762.76	0.00	0.00
54	Construction of four lane road from Bhaniyawala-Thano-Raipur to Terminal Bhawan of Jauligrant Airport.	1,37.42	Feb-09	Mar-11	45%	23.41	103.40	103.40	0.00	0.00

(lix)

Appendix-10

ANEXURE TO STATEMENT NO.-14

STATEMENT OF COMMITMENTS ON INCOMPLETE PUBLIC WORKS CONTRACTS AS ON 31st MARCH 2011

SI NO.	Name of the Project/ Works	Estimated cost of work/date of sanction	Year of commencement	Target year of completion	Physical progress of work in Percent	Expenditure during the year	Progressive expenditure to the end of the year	Pending payments	Revised cost, if any /date of revision	Cost of balance work adjustment to inflation
1	2	3	4	5	6	7	8	9	10	11

(In lakh of ₹)

55	Construction of two lane approach road for Terminal Bhawan of Jauligrant Airport on Rishikesh-Doiwala Motor road of Km. 16	1,94.34	Mar-10	Mar-12	10%	12.61	12.60	181.74	0.00	0.00
Kumbh Mela										
56	Widening of Pashulok Bairaj road & SDBC work at Pashulok to National Highway road No.58.	234.94	Sep-09	Mar-11	55%	47.22	158.21	76.63	0.00	0.00
57	Widening & Improvement of Vir Badra road with drains under Kumbh Mela 2010.	181.63	Jan-10	Mar-11	25%	13.46	49.12	132.51	0.00	0.00
58	Edge to edge macadamisation of front part of Motor road of Rishikesh city on Rishikesh-Doiwala motor road under Kumbh Mela 2010.	125.29	Jan-10	Mar-11	30%	0.32	32.62	92.67	0.00	0.00
59	Reconstruction & Improvement of Haripur Kalan marg under Kumbh Mela 2010	211.81	Feb-10	Mar-11	40%	60.59	89.37	122.44	0.00	0.00

DISTRICT PLAN**IRRIGATION DIVISION DEHRA DUN**

60	Shifting of Nathuwala Canal Scheme from Km. 2.15 to 6.40	245.52 16/07/2008 (a)		2010-11	(a)	(a)	(a)	(a)	(a)	(a)
61	Renovation of Sahaspur Canal	216.53 15/11/2006 (a)		2008-09	(a)	(a)	(a)	(a)	(a)	(a)
62	Modernisation of Badasi Canal through Pipeline Under Vikas Khand Raipur	228.15 02/07/2010 (a)		2011-12	(a)	(a)	(a)	(a)	(a)	(a)

DISTRICT PLAN**IRRIGATION DIVISION DEHRA DUN**

63	Undergrounding Badripur Canal from Km.0.00 to 0.63	134.72 26/10/2009 (a)		2010-11	(a)	(a)	(a)	(a)	(a)	(a)
64	Construction Scheme of 9.00 Km. Kulaw at Dharampur & Kargi	117.35 26/10/09 (a)		2010-11	(a)	(a)	(a)	(a)	(a)	(a)
A.I.B.P.										
65	Construction of 3 Canals Under Vikas Khand Doiwala in Distt. Dehra Dun	772.64 23/09/2009 (a)		2010-11	(a)	(a)	(a)	(a)	(a)	(a)

(ix)

Appendix-10

ANEXURE TO STATEMENT NO.-14

STATEMENT OF COMMITMENTS ON INCOMPLETE PUBLIC WORKS CONTRACTS AS ON 31st MARCH 2011

SI NO.	Name of the Project/ Works	Estimated cost of work/date of sanction	Year of comment	Target year of completion	Physical progress of work in Percent	Expenditure during the year	Progressive expenditure to the end of the year	Pending payments	Revised cost, if any /date of revision	Cost of balance work adjustment to inflation
1	2	3	4	5	6	7	8	9	10	11

(In lakh of ₹)

NABARAD

66	Construction of 47.35 Km.long Field Guloo at Jhakkan,Ranipokhari ,Jhilwala,Listrabad,Ghamandpur&Nagagher under Vikas khand Doiwala.	413.26 26/11/2009 (a)		2010-11	(a)	(a)	(a)	(a)	(a)	(a)
67	Renovation & Stregthening of Bijapur Canal Under Vikas khand Raipur	271.31 12/10/2009 (a)		2011-12	(a)	(a)	(a)	(a)	(a)	(a)
68	Renovation & Stregthening of Guloo & Canals under Pashulok & Shyampur rehabilitation region	205.54 06/10/2008 (a)		(a)	(a)	(a)	(a)	(a)	(a)	(a)
69	Construction Scheme of Shakha Guloo on Bijapur Canal Km.15.80 Under Sahaspur Vikas khand in Distt. Dehra Dun	1,97.91 27/08/2010 (a)		2012-13	(a)	(a)	(a)	(a)	(a)	(a)
70	Converting 14.544 Km. Kachchi Guloo into Pakee Guloo at Dhoomnagar,Horawala,Dobri,Badwa,Rudrapur under Vikaskhand Sahaspur & Vikasnagar	1,51.46 27/08/2010 (a)		2012-13	(a)	(a)	(a)	(a)	(a)	(a)
71	Shifting & underground Scheme of Badripur Canal Under Raipur Vikas Khand in Dehra Dun	3,60.32 27/08/2010 (a)		2012-13	(a)	(a)	(a)	(a)	(a)	(a)
72	Shifting & Underground Scheme of Rajpur Feeder Under Raipur Vikas Khand in Dehra Dun	2,67.19 27/08/2010 (a)		2012-13	(a)	(a)	(a)	(a)	(a)	(a)
	Construction Scheme of 7.750 Km.Pakee Guloo Under Doiwala Vikas Khand.	27/08/2010 (a)		(a)	(a)	(a)	(a)	(a)	(a)	(a)
74	Renovation of 4.866 Km.old Guloo of Miyawala Canal Construction Scheme of 6.417 Km.Pakee Guloo Under Doiwala Vikaskhand in Dehra Dun	1,33.13 (a)		2012-13	(a)	(a)	(a)	(a)	(a)	(a)
75	Renovation & Stregthening of 1.70 Km.Old Guloo of Bullawala Canal & Construction Scheme of 14.67 Km. Pakee Guloo Under Vikaskhand Doiwala in Dehra Dun	1,78.52 (a) 27/08/2010		2012-13	(a)	(a)	(a)	(a)	(a)	(a)

(Ixi)

Appendix-10

ANEXURE TO STATEMENT NO.-14

STATEMENT OF COMMITMENTS ON INCOMPLETE PUBLIC WORKS CONTRACTS AS ON 31st MARCH 2011

SI NO.	Name of the Project/ Works	Estimated cost of work/date of sanction	Year of comment	Target year of completion	Physical progress of work in Percent	Expenditure during the year	Progressive expenditure to the end of the year	Pending payments	Revised cost, if any /date of revision	Cost of balance work adjustment to inflation
1	2	3	4	5	6	7	8	9	10	11
(In lakh of ₹)										
76	Strengthening & Renovation of Nyan Gaon Canal Under Vikas Khand Sahaspur in Distt.Dehra Dun	2,84.29 27/08/2010		2012-13	(a)	(a)	(a)	(a)	(a)	(a)
77	Strengthening & Renovation of Rajauli,Birsani,Chandpur & Horawala Feeder.	1,29.11 27/08/2010		2012-13	(a)	(a)	(a)	(a)	(a)	(a)
78	Renovation of 5.20 Km. Old Guloo of Balawala Canal & Construction Scheme of 13.667 Km.Nai Pakee Guloo.	2,24.64 27/08/2010		2012-13	(a)	(a)	(a)	(a)	(a)	(a)
P.D. P.W.D. HARIDWAR-- STATE SECTOR										
79	Construction of road from distt. Head quartar haridwar(Roashnabad) to Kurkawala Length-17.23 Km + Bridges	14,32.76 19-10-05	2005	2010	65%	2,39.00	12,71.74	161.02	32,99.06	
80	Construction of road fromBalawali Dummanpur towards Ganga River Length-04.00 Km	2,10.00 22-11-06	2007	2010	45%	(a)	195.90	14.10	(a)	(a)
81	Construction of Alipur-Pathri road in Bahadrabad Consitency Length-05.00 Km+ at No.1	2,28.14 31-3-10	2010	2011	(a)	(a)	0,46	2,27.68	(a)	(a)
KUMBH MELA 2010										
82	Construction of Hill Bye Pass road from Kharkhari to Bhupatwala (Extension)	18,16.34 23-8-08	2008	2011	5%	2,49.56	6,69.94	11,46.4	(a)	(a)
83	Widening and improvement of Old DN road (Jwalapur -Harki Pauri to Bhupatwala)	18,75.53 16-2-08	2008	2010	97%	1,57.39	15,24.68	3,50.85	(a)	(a)
84	Laying of Inter locking Tiles in different road of Haridwar (Khankhal area)	3,32.75 27-1-10	2010	2010	98%	1,17.98	2,02.98	1,39.77	(a)	(a)
85	Improvement & Strengthening of Sitarpur-Jamalpur Kalan-Jiyapota road from Haridwar Roorkee road (N.H.-58)	1,52.47 20-3-08	2008	2010	100%	-	1,42.32	10.15	(a)	(a)
86	Construction of Saptrishi Ashram road & R.T.O. Chowk to Kharkhari(via Pawan Dham) Road	6,81.44 20-2-09	2009	2010	100%	1.75	5,31.76	1,49.68	(a)	(a)

(lxii)

Appendix-10

ANEXURE TO STATEMENT NO.-14

STATEMENT OF COMMITMENTS ON INCOMPLETE PUBLIC WORKS CONTRACTS AS ON 31st MARCH 2011

SI NO.	Name of the Project/ Works	Estimated cost of work/date of sanction	Year of commencement	Target year of completion	Physical progress of work in Percent	Expenditure during the year	Progressive expenditure to the end of the year	Pending payments	Revised cost, if any /date of revision	Cost of balance work adjustment to inflation
1	2	3	4	5	6	7	8	9	10	11
(In lakh of ₹)										
87	Construction of Steel Bridge on Ganga Canal near Dam Kothi Haridwar	4,33.57 28-01-2009	2009	2010	100%	2.42	4,90.58	(a)	4,99.05	(a)
PUBLIC SERVICE COMMISSION										
88	Construction of Examination hall of Uttarakhand Public service commission	7,68.13 26-3-09	2009	2011	5%	1,84.86	3,49.33	4,18.8	(a)	(a)
JNNURM										
89	Improvement & Widening of 12 crossing of Haridwar City.	20,05.00 20-3-09	2009	2010	15%	2,08.68	4,00.91	16,04.09	(a)	(a)
90	Construction of 96 EWS Quarters and other amenities at Under BSPU of JNNURM	4,34.00 31-7-09	2009	2011	35%	48.24	1,32.85	3,01.15	(a)	(a)
SIDCUL WORK										
91	Widening of approach road of IIE Haridwar (2 lane to 4 lane)	4,40.00 08-04-2009	2009	2010	98%	(a)	99.66	3,40.33	(a)	(a)
POOLD AVAS										
92	Construction of Type-2,8 quarters + Type-3,4 quarters and Type-4,2 quarters in Distt.Sector Pooled Awas	1,10.00 01-08-2010	2010	2011	30%	12.21	44.31	65.69	(a)	(a)
HARIDWAR DEVELOPMENT AUTHORITY										
	Construction of 90 EWS Quarters (5 block in three stories)	1,15.27 18-12-07	2008	2011	40%	-	57.17	58.10	(a)	(a)
C.D. P.W.D., Roorkee										
93	Widening & Footpath work in civil line Haridwar road to Bangali Sweets to Boot club Chowrah, Boot club to polaris Hotel & Neelam takes road Roorkee takes chowrah to I.I.T. Guest House Tirah in Vidhan Sabha Roorkee.	1,65.73 20.3.08	2008	2011	95%	48.62	76.42	89.31	(a)	(a)
94	Const. of C.C. Roads in Vidhan Sabha Landhora	2,30.00 23.11.06	2007	2011	95%	0.00	2,11.91	18.08	(a)	(a)

(lxiii)

Appendix-10

ANEXURE TO STATEMENT NO.-14

STATEMENT OF COMMITMENTS ON INCOMPLETE PUBLIC WORKS CONTRACTS AS ON 31st MARCH 2011

SI NO.	Name of the Project/ Works	Estimated cost of work/date of sanction	Year of commencement	Target year of completion	Physical progress of work in Percent	Expenditure during the year	Progressive expenditure to the end of the year	Pending payments	Revised cost, if any /date of revision	Cost of balance work adjustment to inflation
1	2	3	4	5	6	7	8	9	10	11
(In lakh of ₹)										
	95 Widening, Divide & Footpath to Ganishpur Railway Station to Ganishpur Bridge & Railway Station in Malviya Chowk Dehradun road in Vidhan sabha Roorkee.	1,15.07 20.3.08	2008	2011	40%	0.00	19.72	95.35	(a)	(a)
	96 Const. of Bridge & Apporch in Hasanpur Madanpur on Solani river of Vidhan Sabha Bjagwanpur.	7,74.00 26.12.06	2007	2011	95%	1,35.93	7,73.75	0.25	9,12.31 9.4.10	1,38.56
	97 Const. of Road & Bridge in Bhagwanpur Chowrah to Dhanauri Degree college (Bhagwanpur_imli khera road) under Kumbh Mela 2010	8,71.75 13.6.08	2008	2011	98%	7,00.84	11,24.71	2,52.96	12,11.99 12.2.09	87.28
	98 Const. of Cour Building in Roorkee city.	3,84.46 16.11.04	2005	2011	95%	71.29	5,72.67	1,88.21	630.96 860.21	2,87.54
	99 Imp of Pauri, Devprayag Motor Road Km 23.50-28 and Km 9-28 geometrical & MB/SDBC	3,04.00	29.01.08	-	Mar-10	80%	1,99.99	1,99.99	1,04.01	(a)
	100 Renewal by BM/SDBC of Pauri, Devprayag Motor Road Km 1-28	2,52.44	dt. 26.02.08	-	Mar-10	80%	99.99	1,28.70	1,33.74	(a)
1	P.D. PAURI	State								
	101 Construction of Padul, Dat pul to Dang hawanu, Kandola Motor Road Km 1-10	1,39.00 1753/14.10.05	17.12.07	Mar-10	60%	15.52	36.85	102.15	(a)	(a)
	102 Re. Cont.&Imp. Of Adwani-Nahasain-Baherakhal Motor Road Km. 1-7 & 7.4-25	3,60.39 63/16.1.06	6.12.06	Mar-10	100%	26.65	3,33.82	26.57	(a)	(a)
	103 Re. Cont.&Imp. Bonsal, Bheti, Mundneshwar Km 11-20	1,85.00 2228/2.11.06	4.10.07	Mar-10	70%	37.13	1,32.47	52.53	(a)	(a)
	108 Conversion and Imp. Kunjkhal, Kolakhal L.V.R. To Motor Road Km. 1-65	1,31.62 3138/22.11.06	24.05.7	Mar-10	100%	36.38	1,29.87	1.75	(a)	(a)
	109 Re. Cont.&Imp.Pipla Nagar, Thair, Teka Motor Road Km. 11-20.50	203.87 3174/27.11.07	23.10.307	Mar-10	90%	33.30	139.74	64.13	(a)	(a)
	110 Const of Kimoli, Bhaswra Saswara link Motor Road Km 1-8	1,11.20 829/28.306	5.05.06	Mar-10	100%	23.58	79.51	31.69	(a)	(a)

(lxiv)

Appendix-10

ANEXURE TO STATEMENT NO.-14

STATEMENT OF COMMITMENTS ON INCOMPLETE PUBLIC WORKS CONTRACTS AS ON 31st MARCH 2011

SI NO.	Name of the Project/ Works	Estimated cost of work/date of sanction	Year of commencement	Target year of completion	Physical progress of work in Percent	Expenditure during the year	Progressive expenditure to the end of the year	Pending payments	Revised cost, if any /date of revision	Cost of balance work adjustment to inflation
1	2	3	4	5	6	7	8	9	10	11

(In lakh of ₹)

P.D. PAURI

111	Const. of Eadda, Kandai, Camna Motor Road Km 9	1,55.25	12.12.06	15.01.08	Mar-10	60%	34.16	81.44	73.81	(a)
112	R.Cont.&Imp. Salda, Link Motor Road	1,50.98	19.10.06	11.09.07	Mar-10	100%	21.12	1,41.43	9.55	(a)
113	R.Cont.&Imp. Vayasghat to Khanda Motor Road	1,85.00	830/24.03.08	26.07.08	Mar-10	100%	1,08.25	1,66.25	18.75	(a)

RES PAURI

114	Construction of Residential building at Police Line Pauri	1,90.00	(a)	(a)	(a)	(a)	(a)	(a)	(a)	(a)
115	Construction of Residential/Non Residential building at Tehsil Yamkeshwar	1,96.37	(a)	(a)	(a)	(a)	(a)	(a)	(a)	(a)

RES NAINITAL

116	Construction of Residential & Non Residential building at Block Okhalkanda	1,14.54	(a)	(a)	03/2011	(a)	(a)	(a)	(a)	(a)
117	Construction of Residential Building at Shiksha Bhawan Bhimtal	2,06.00	(a)	(a)	09/2011	(a)	(a)	(a)	(a)	(a)
118	Construction of Residential Building at Police Line Nainital Bhimtal	1,29.34	(a)	(a)	03/2011	(a)	(a)	(a)	(a)	(a)
119	Construction of Residential & Non Residential building at Tehsil Dhari	1,60.8	(a)	(a)	03/2011	(a)	(a)	(a)	(a)	(a)
120	Construction of I.T.I. at Pines Nainital	2,02.4	(a)	(a)	06/2011	(a)	(a)	(a)	(a)	(a)

C.D. DUGADA

121	Conversion of Barsa-Timalsain-Jughniya LVR to Motor road.	1,01.25	11/06	Dec-06	2010	90%	7.41	88.10	13.15	(a)
122	Improvement of Riding Quality Kotdwar-Kalagarh Motor road Km 1 to 23(Pakhro).	3,90.00	12/2006	Nov-07	2010	100%	0.00	3,78.89	11.11	(a)
123	Reconstt. & improvement of Pashulok-Baraj to Parmath Niketan Motor road.	2,17.7	02/2006	Nov-08	2010	100%	2.09	10,62.34	55.36	(a)

(lxv)

Appendix-10

ANEXURE TO STATEMENT NO.-14

STATEMENT OF COMMITMENTS ON INCOMPLETE PUBLIC WORKS CONTRACTS AS ON 31st MARCH 2011

SI NO.	Name of the Project/ Works	Estimated cost of work/date of sanction	Year of commencement	Target year of completion	Physical progress of work in Percent	Expenditure during the year	Progressive expenditure to the end of the year	Pending payments	Revised cost, if any /date of revision	Cost of balance work adjustment to inflation
1	2	3	4	5	6	7	8	9	10	11

(In lakh of ₹)

124	Metalling of Dhontiyal-Pipalchaur Motor road.	2,77.50 11/2006	May-07	2010	100%	10,98.00	2,41.31	36.19	(a)	(a)
125	Metalling of Pipalchaur-Chapreth-Barsa Motor road.	1,45.00 09/2006	Dec-06	2010	100%	0.05	1,42.99	2.01	(a)	(a)

NABARD

126	Metalling of Dugadda-Rathuwadhab-Rikhnikhal Motor road	1,75.95 2/04	Feb-05	2010	100%	4.82	1,61.33	14.62	(a)	(a)
127	Remaining work of Kandi Road(Koriya Railway Line) to Motadhank Motor Road .(BM/SDBC)	1,71.56 05/08	Jul-08	2010	100%	0.13	1,41.44	30.12	(a)	(a)
128	Constt. Of 325m Span Two lane RCC Bridge over River Malan.	12,35.25 12/06	Dec-07	2010	100%	-27.99	10,51.04	1,84.21	(a)	(a)
129	Constt. Of 385m Span Two lane RCC Bridge over River Sukhro.	14,24.40 10/07	Dec-07	2010	100%	17.93	10,92.93	3,31.47	(a)	(a)
130	Metalling of Pokhal-Bhwansi motor Road.	1,93.80 03/06	Jun-07	2010	91%	0.30	1,58.14	35.66	(a)	(a)

C.D. Baijaro

131	Jamari to Talain-Inter collage Kotila Khatalgarh Mahadev motor Road.	1,05.20 8/2005	06-Dec	03/2010	75%	1.28	27.67	77.53	(a)	(a)
132	Sankarpur to haldukhal motor road 10.000 km length Convert L.V.R. to Motor road and 5.000 km New Construction.	1,23.50 16/1/06	06-Sep	03/2010	75%	4.44	90.89	32.61	(a)	(a)
133	Majera bend to Jarukhand Motor Road km 4-12 in Vidhanshabha Dhumkot.	1,39.00	12/2005	12/2006	10-Mar	75%	9.95	78.50	60.50	(a)
134	Totobanj-Hindau-Diswani Malli-Bhatkandai-Thapla Malla/Talla-Bhamrakholi-Kasani-Halad-Saindhar-Bharolikhal Motor Road.	2,78.00	10/2005	10/2006	10-Mar	50%	14.99	2,20.72	57.28	(a)
135	Bhoun-Khaludanda-Dawari Motor Road.	1,39.00 12/05	04/2007	03/2010	50%	0.13	41.96	97.04	(a)	(a)
136	Balance work of Baijaro-Chaukhal-Ufraikhal-Bachuvaban Motor Road.	5,65.69 1/07	04/2008	03/2010	25%	1,38.39	3,17.72	2,47.97	(a)	(a)
137	Reconstruction & Improvement of Paithani-Chakisain-Tripalisain-	8,17.10 11/05	01/2008	03/2010	25%	1,63.02	6,12.53	2,04.57	(a)	(a)

Degat Motor Road.

(lxvi)

Appendix-10

ANEXURE TO STATEMENT NO.-14

STATEMENT OF COMMITMENTS ON INCOMPLETE PUBLIC WORKS CONTRACTS AS ON 31st MARCH 2011

SI NO.	Name of the Project/ Works	Estimated cost of work/date of sanction	Year of commencement	Target year of completion	Physical progress of work in Percent	Expenditure during the year	Progressive expenditure to the end of the year	Pending payments	Revised cost, if any /date of revision	Cost of balance work adjustment to inflation
1	2	3	4	5	6	7	8	9	10	11
(In lakh of ₹)										
138	Reconstruction & Improvement of Listiyakhet-Khaludanda motor road.	8,30.80	11/07	02/2009	03/2010	10%	88.81	91.41	7,39.39	(a) (a)
139	Reconstruction & Improvement of Kenyur-Baysi motor road.	1,17.20	3/05	12/2010	03/2010	75%	3.94	1,02.93	14.27	(a) (a)
C.D. Dugada										
140	Tunkhal-Tildhar to Yamkeshwar.	1,66.80		Feb-04	May-05	2010	66%	31.00	1,23.78	43.02 (a)
141	Const. Of 190M Span Two Lane Bridge over River Ganga at Garudchatti.(Laxmanjhula)	8,91.50	08/04	Jun-06	2010	95%	11.54	12,22.9	333.18	15,56.03 3,33.18 27/03/2009
142	Link road from Lumbgaon-Kotalgaon-Chamyala to Ragdi with bridge	1,22.50		Mar-08	Mar-11	(a)	(a)	(a)	(a)	(a) (a)
143	Construction of Lata-Seetakot or Bhattgaon MR (9.50 KM)	1,30.39		Mar-08	Mar-11	(a)	(a)	(a)	(a)	(a) (a)
144	New Construction of Budakedar-Ayanrkhal MR (15 KM)	2,08.50		Feb-04	Mar-11	(a)	(a)	(a)	(a)	(a) (a)
145	Construction of Reaming part of Ghansali-Mulgarh-Thela-Gadrakhal MR (Thela Bridge to Gadrakhal 9 KM)	1,20.00		Feb-04	Mar-11	(a)	(a)	(a)	(a)	(a) (a)
146	Construction of Devlung to Reeh MR (With Bridge)	2,35.60		Nov-05	Nov-11	(a)	(a)	(a)	(a)	(a) (a)
147	New Construction of Kontee to Patudgaon	1,66.80		Nov-05	Mar-11	(a)	(a)	(a)	(a)	(a) (a)
148	Construction of Kot-Toli-Jakhana-Pangethi-Tingarh MR with Bridge	2,50.80		Jul-05	Mar-11	(a)	(a)	(a)	(a)	(a) (a)
149	Extention of Pilkhi-Dwari MR (With Bridge)	3,44.80		Mar-08	(a)	(a)	(a)	(a)	(a)	(a) (a)
150	Construction of Koti-Jakh-Dakhwangaon-Ganwari-Changi MR	1,18.90		Nov-05	(a)	(a)	(a)	(a)	(a)	(a) (a)
151	Construction of Jhala to Ted Gadere MR (With Bridge)	1,94.60		Nov-05	(a)	(a)	(a)	(a)	(a)	(a) (a)
152	New Construction of Thela Tharti-Chirbatiya MR	1,94.40		Sep-06	(a)	(a)	(a)	(a)	(a)	(a) (a)
153	New Construction of Moyalgaon to Goriya-Majyadi-Chora-Nail-Gaival-Mald MR	1,05.00		Sep-06	Mar-12	(a)	(a)	(a)	(a)	(a) (a)

(lxvii)

Appendix-10

ANEXURE TO STATEMENT NO.-14

STATEMENT OF COMMITMENTS ON INCOMPLETE PUBLIC WORKS CONTRACTS AS ON 31st MARCH 2011

SI NO.	Name of the Project/ Works	Estimated cost of work/date of sanction	Year of commencement	Target year of completion	Physical progress of work in Percent	Expenditure during the year	Progressive expenditure to the end of the year	Pending payments	Revised cost, if any /date of revision	Cost of balance work adjustment to inflation
1	2	3	4	5	6	7	8	9	10	11
(In lakh of ₹)										
154	Construction of Jakhnyali-Dhabsoud-Semalth MR	1,05.20	Nov-06	Mar-11	(a)	(a)	(a)	(a)	(a)	(a)
155	Construction of Chamiyala-Indrawangaon-Kangda	1,62.00	Mar-08	(a)	(a)	(a)	(a)	(a)	(a)	(a)
156	Construction of Ranigarh-Laini-Budwa-Soud MR	2,45.00	Nov-08	(a)	(a)	(a)	(a)	(a)	(a)	(a)
157	Construction of Reeh to Gangi MR (Big Bridge)	6,24.47	Jan-09	(a)	(a)	(a)	(a)	(a)	(a)	(a)
158	Steel Gardar Bridge over Bhilangna River under Ghansali	1,02.40	Mar-10	(a)	(a)	(a)	(a)	(a)	(a)	(a)
C.D.PWD Kashipur										
159	Improvement & Strengthening of Kashipur M.R. KM.1 to 8	9,99.53 Jan-03	(a)	Mar-11	(a)	(a)	(a)	(a)	(a)	(a)
160	Widening of link road under Ajitpur Gurudwara in Kashipur & B.M./S.D.B.C. improvement work.	3,48.90 Jan-03	(a)	Mar-11	(a)	(a)	(a)	(a)	(a)	(a)
161	Construction of 200M.span pre-streched bridge over Dhela river between Kashipur & bailjudi	4,78.67 Feb-03	(a)	Mar-11	(a)	(a)	(a)	(a)	1321.51	(a)
162	Construction of pre-streched R.C.C. bridge over Ghonga river under bajpur nirikshan Bhawan.	1,45.57 Feb-03	(a)	Mar-11	(a)	(a)	(a)	(a)	464.57	(a)
163	Construction of bridge over Lewad river under Buta Singh Jagtar's house in Udham Singh Nagar.	Feb-03 1,16.31	(a)	Dec-11	(a)	(a)	(a)	(a)	(a)	(a)
164	Reconstruction of Motor road via Shali Bhikam puri to Mazra forest under Tribal sub Plan	Feb-00 1,51.28	(a)	Mar-11	(a)	(a)	(a)	(a)	(a)	(a)
165	Reconstruction of Sardar bannkhera MR.via Bannakhera belpadawa to sindhi mazra under tribal sub plan	Feb-00 1,96.71	(a)	Jun-11	(a)	(a)	(a)	(a)	(a)	(a)
166	Reconstruction of Nainital Kaladhungi MR. via Dudhiya colony Pahadpur to Bhudpuri under Tribal Sub Plan	Feb-00 1,69.31	(a)	Jun-11	(a)	(a)	(a)	(a)	(a)	(a)

(lxviii)

Appendix-10

ANEXURE TO STATEMENT NO.-14

STATEMENT OF COMMITMENTS ON INCOMPLETE PUBLIC WORKS CONTRACTS AS ON 31st MARCH 2011

SI NO.	Name of the Project/ Works	Estimated cost of work/date of sanction	Year of commencement	Target year of completion	Physical progress of work in Percent	Expenditure during the year	Progressive expenditure to the end of the year	Pending payments	Revised cost, if any /date of revision	Cost of balance work adjustment to inflation
1	2	3	4	5	6	7	8	9	10	11
(In lakh of ₹)										
167	Reconstruction of Maholi chen, Mahola to Beriya under Tribal Sub Plan	2/1/2000 1,69.69	(a)	Jun-11	(a)	(a)	(a)	(a)	(a)	(a)
PWD BERINAG										
168	Construction of Pokhari-chauli khulet Motor road KM.10	Apr-10 1,44.00	(a)	Mar-11	(a)	(a)	(a)	(a)	(a)	(a)
169	Construction of khitoli Gwir Motor Road KM.15	Jul-10 2,16.00	(a)	Mar-12	(a)	(a)	(a)	(a)	(a)	(a)
170	Construction of Dkaradi-Nagdhouna-Chaurpal Shivna-Sugadi Banelagaon Palipaliyal MR.	Oct-10 2,67.00	(a)	Mar-11	(a)	(a)	(a)	(a)	(a)	(a)
171	Construction & Damrikan of remaining part of Bursambadi light Motor Road KM.4.	Nov-10 1,09.20	(a)	Mar-11	(a)	(a)	(a)	(a)	(a)	(a)
172	Construction of 91m. Span Steel Garder Motor Bridge over Ramganga river under Berinag Vinayak Puranathal.	Oct-10 2,12.24	(a)	Mar-12	(a)	(a)	(a)	(a)	(a)	(a)
State Sector (S.C.P.)										
173	Construction of Motor Raod KM.4 to 13 of Ganai Bankot to Kunlta	Apr-10 1,80.00	(a)	Mar-11	(a)	(a)	(a)	(a)	(a)	(a)
174	Extension of Bankot Batgeri MR. upto Sapteshwar KM.12	Jul-10 1,70.00	(a)	Mar-11	(a)	(a)	(a)	(a)	(a)	(a)
175	Construction of Basikhet-Pokhari Bhingari Khairoli Motor Road	Nov-10 2,79.00	(a)	Mar-11	(a)	(a)	(a)	(a)	(a)	(a)
176	Construction of Madanpuri Naini Motor Road KM. 10	2,74.00	(a)	Mar-11	(a)	(a)	(a)	(a)	(a)	(a)
(Central Road Fund) C.R.F.										
177	Improvement & Strengthening of Berinag Ganggolihat Rameshwar MR.(44.300) KM	Apr-10 16,13.95	(a)	Oct-11	(a)	(a)	(a)	(a)	(a)	(a)

(lxix)

Appendix-10

ANEXURE TO STATEMENT NO.-14

STATEMENT OF COMMITMENTS ON INCOMPLETE PUBLIC WORKS CONTRACTS AS ON 31st MARCH 2011

SI NO.	Name of the Project/ Works	Estimated cost of work/date of sanction	Year of commencement	Target year of completion	Physical progress of work in Percent	Expenditure during the year	Progressive expenditure to the end of the year	Pending payments	Revised cost, if any /date of revision	Cost of balance work adjustment to inflation
1	2	3	4	5	6	7	8	9	10	11
(In lakh of ₹)										
178	Construction of Manan (Kalat) Brahampokhari Motor Road	2,92.60 Oct-05	(a)	Mar-12	(a)	(a)	(a)	(a)	(a)	(a)
C.D. L.N.V. ALMORA										
179	Construction of Bamanswal-Gailakot Panch Devleshwar Mahadev Mandir Motor Road	1,11.20 Feb-04	(a)	Mar-12	(a)	(a)	(a)	(a)	(a)	(a)
180	Link Road from chitaipant to Haridatt Petshali Inter College Petshal	2,00.16 Mar-06	(a)	Mar-12	(a)	(a)	(a)	(a)	(a)	(a)
181	Construction of Kausani Supakot to Ranman Gananath Motor Road	2,64.80 Sep-06	(a)	(a)	(a)	(a)	(a)	(a)	(a)	(a)
182	Construction of Shail-Ghurso-Chhana-Kudgoli Motor Road	1,39.00 Feb-04	(a)	Mar-12	(a)	(a)	(a)	(a)	(a)	(a)
183	Construction of Panet Patthar Khani Dhaulchina Motor Road	1,94.60 Feb-04	(a)	Mar-12	(a)	(a)	(a)	(a)	(a)	(a)
184	Construction of Patlibagarh-Gananath MR.	Dec-03 1,39.00	(a)	Mar-12	(a)	(a)	(a)	(a)	(a)	(a)
185	Construction of Kuwali Bhitarkot Motor Road	Oct-05 1,39.00	(a)	Mar-12	(a)	(a)	(a)	(a)	(a)	(a)
186	Construction of Someshwar Girechhina Motor Road Km.11-16	Oct-05 1,07.30	(a)	Mar-11	(a)	(a)	(a)	(a)	(a)	(a)
187	Construction of Mamarchhina Patiya MR.	Nov-08 1,75.00	(a)	Mar-12	(a)	(a)	(a)	(a)	(a)	(a)
188	Extension of Itola Kanalbunga Motor Road upto Nainoli	Nov-08 1,40.00	(a)	Mar-12	(a)	(a)	(a)	(a)	(a)	(a)
189	Extension od shahid Mohan Singh Motor upto Basauli	Nov-08 1,75.00	(a)	Mar-12	(a)	(a)	(a)	(a)	(a)	(a)

(Ixx)

Appendix-10

ANEXURE TO STATEMENT NO.-14

STATEMENT OF COMMITMENTS ON INCOMPLETE PUBLIC WORKS CONTRACTS AS ON 31st MARCH 2011

SI NO.	Name of the Project/ Works	Estimated cost of work/date of sanction	Year of commencement	Target year of completion	Physical progress of work in Percent	Expenditure during the year	Progressive expenditure to the end of the year	Pending payments	Revised cost, if any /date of revision	Cost of balance work adjustment to inflation
1	2	3	4	5	6	7	8	9	10	11

(In lakh of ₹)

190	Construction of motor road to Kalkata village from Km.50 of Almora-Ghat m/r under Atal Adarsh Yojna (Ist Phase)	1,72.62	Oct-10	Oct-14	(a)	(a)	(a)	(a)	(a)	(a)
191	Construction of Sironiya to Dalakot Nagarkhan motor road under SCP	1,30.56	Mar-08	Mar-12	(a)	(a)	(a)	(a)	(a)	(a)
192	Construction of 60m.Suspension bridge over Jaigan river in Kunkhet Distt. Almora	1,13.82	Mar-09	Jun-11	(a)	(a)	(a)	(a)	(a)	(a)
193	Construction of Kheti Jateshwar Motor road	1,39.00	Dec-03	Mar-12	(a)	(a)	(a)	(a)	(a)	(a)
194	Construction of Seraghat Motor road	3,47.50	Feb-04	Mar-12	(a)	(a)	(a)	(a)	(a)	(a)
195	Construction & Improvement of Bughan-Miroli-Devital motor road	2,91.00	Mar-08	Mar-11	(a)	(a)	(a)	(a)	(a)	(a)
196	Improvement of Almora Panar Ghat motor road	47,87.33	Mar-09	Mar-13	(a)	(a)	(a)	(a)	(a)	(a)
197	Construction of danya Balak Dyarkholi Motor road under SCP	1,82.79	Mar-08	Mar-13	(a)	(a)	(a)	(a)	(a)	(a)
198	Improvement of Chharaj Dubroli Dyunathal chalnichhina motor road	1,93.00	Mar-03	Mar-11	(a)	(a)	(a)	(a)	(a)	(a)
199	Improvement of Dhyari Bhanoli motor road	1,53.90	Jan-06	Jun-10	(a)	(a)	(a)	(a)	(a)	(a)
200	Improvement of Dhauladevi Kheti Jateshwar MR.	1,12.00	Mar-08	Mar-11	(a)	(a)	(a)	(a)	(a)	(a)
201	Improvement of Suwakan Doram Chalnichhina Motor road	1,09.85	Aug-05	Mar-11	(a)	(a)	(a)	(a)	(a)	(a)
202	Improvement of Almora Baijnath Gwaldam Karanprayag Motor road	6,91.45	Feb-06	Mar-09	(a)	(a)	(a)	(a)	(a)	(a)
203	Improvement of Pekham Lodh Motor road	3,22.20	Nov-06	Mar-12	(a)	(a)	(a)	(a)	(a)	(a)
204	Improvement of Someshwar Gasas Binta MR.	9,12.00	Feb-06	Apr-09	100%	(a)	(a)	(a)	(a)	(a)

(lxxii)

Appendix-10

ANEXURE TO STATEMENT NO.-14

STATEMENT OF COMMITMENTS ON INCOMPLETE PUBLIC WORKS CONTRACTS AS ON 31st MARCH 2011

SI NO.	Name of the Project/ Works	Estimated cost of work/date of sanction	Year of commencement	Target year of completion	Physical progress of work in Percent	Expenditure during the year	Progressive expenditure to the end of the year	Pending payments	Revised cost, if any /date of revision	Cost of balance work adjustment to inflation
1	2	3	4	5	6	7	8	9	10	11
(In lakh of ₹)										
218	Dudharakhal-tadkeshwar M.R.(Km.0.00 to 6.400)	50.00	(a)	(a)	(a)	(a)	(a)	(a)	(a)	(a)
219	Matiyali-dwarikhal M.R.(Km.0.00 to 17.220)	2,70.00	(a)	(a)	(a)	(a)	(a)	(a)	(a)	(a)
220	Hanumanti-Fatehpur M.R.(Km.0.00 to 5.950)	1,50.00	(a)	(a)	(a)	(a)	(a)	(a)	(a)	(a)
221	Kandakhal-Chelusain-Devikhet Motor Road (Km.0.00 to 13.960)	1,80.00	(a)	(a)	(a)	(a)	(a)	(a)	(a)	(a)
222	Chelusain-Devikhet M.R.(Km.0.00 to 10.420)	1,00.00	(a)	(a)	(a)	(a)	(a)	(a)	(a)	(a)
223	Dhumkot-Nainidanda M.R.(Km.0.00 to 13.080)	50.00	(a)	(a)	(a)	(a)	(a)	(a)	(a)	(a)
224	Sofarkhal-Lalitpur M.R.(Km.0.00 to 8.650)	50.00	(a)	(a)	(a)	(a)	(a)	(a)	(a)	(a)
225	Khalyudanda-Apolsera M.R.(Km.0.00 to 11.100)	1,00.00	(a)	(a)	(a)	(a)	(a)	(a)	(a)	(a)
226	Construction of Riwadikhal-Thalisain Motor road via Jaspurkhal Km.14.00 to 19.020	1,00.00	(a)	(a)	(a)	(a)	(a)	(a)	(a)	(a)
227	Construction of Riwadikhal-Thalisain motor road via Bhagwat talya (Km.0.00 to 5.790)	20.00	(a)	(a)	(a)	(a)	(a)	(a)	(a)	(a)
228	Construction of Riwadikhal-Thalisain motor road via Panas (Km. 5.000 to 14.460)	80.00	(a)	(a)	(a)	(a)	(a)	(a)	(a)	(a)
229	Chaubatthakhal-Chaurikhal M.R.(0.00 to 25.96)	1,50.00	(a)	(a)	(a)	(a)	(a)	(a)	(a)	(a)
230	Khirsu-adibadri motor road (Km.0.00 to 21.670)	1,50.00	(a)	(a)	(a)	(a)	(a)	(a)	(a)	(a)
231	Improvement & Widening of Naugaon-Purola-Kuwa Kafnol-Rari Motor Road	15,72.00	(a)	Mar-10	(a)	(a)	(a)	(a)	(a)	(a)
232	Kirtinagar-Tehri Motor Road	41,63.00	(a)	Jun-11	(a)	(a)	(a)	(a)	(a)	(a)
233	New Tehri-Ghansali-Tilwara Motor Road	27,55.00	(a)	Nov-11	(a)	(a)	(a)	(a)	(a)	(a)
234	Chamba-Mussoorie Motor Road	21,14.00	(a)	Jan-11	(a)	(a)	(a)	(a)	(a)	(a)

(lxxiii)

Appendix-10

ANEXURE TO STATEMENT NO.-14

STATEMENT OF COMMITMENTS ON INCOMPLETE PUBLIC WORKS CONTRACTS AS ON 31st MARCH 2011

SI NO.	Name of the Project/ Works	Estimated cost of work/date of sanction	Year of commencement	Target year of completion	Physical progress of work in Percent	Expenditure during the year	Progressive expenditure to the end of the year	Pending payments	Revised cost, if any /date of revision	Cost of balance work adjustment to inflation
1	2	3	4	5	6	7	8	9	10	11
(In lakh of ₹)										
235	Kirtinagar-Sorakhal-Kirtinagar-Dhandhari M.R.	33,15.00	(a)	May-11	(a)	(a)	(a)	(a)	(a)	(a)
236	Chatiyara-Kepars-Pratapnagar-New Tehri M.R.	17,23.00	(a)	Nov-11	(a)	(a)	(a)	(a)	(a)	(a)
C.D.,L.N.V.Ramnagar										
237	Sonjala-Gghunjala-Phathepur Motor road	26/09/2006 1,34.34	(a)	(a)	(a)	(a)	(a)	(a)	(a)	(a)
238	Patkot-Kotabagh link Road (Bamangaon-Saanra Talla)	26/09/2006 1,42.29	(a)	(a)	(a)	(a)	(a)	(a)	(a)	(a)
239	Fatehpur-Pipal-Ariya-Chara-Salwa Motor road	26/09/2006 2,64.30	(a)	(a)	(a)	(a)	(a)	(a)	(a)	(a)
240	Domas-Kanda-Fariya Motor road	26/09/2006 1,35.55	(a)	(a)	(a)	(a)	(a)	(a)	(a)	(a)
241	Link road to Nyay Panchayat Dola	03-12-2010 1,40.00	(a)	(a)	(a)	(a)	(a)	(a)	(a)	(a)
242	Bhalone-Simli-patli-Amtoli-Amotha	26/03/2006 2,13.60	(a)	Mar-12	(a)	(a)	(a)	(a)	(a)	(a)
243	Construction of 360m.Span Pre Stretched Concrete Bridge over River Dabka in Km.47 of Haldwani-Ramnagar Road	26/12/2006 13,43.88	(a)	Mar-10	(a)	(a)	(a)	(a)	(a)	(a)
244	Construction of 30m.span Bridge of Maldhanchaur-Naryannagar	19/12/2005 1,39.59	(a)	Mar-10	(a)	(a)	(a)	(a)	(a)	(a)
245	Construction of 72m.span RCC Bridge over Koshi River at Garjiya	31/03/2005 1,85.80	(a)	Mar-10	(a)	(a)	(a)	(a)	(a)	(a)
246	Construction of 180m.Span Strace concret Bridge over Dhela river Between Maldhanchaur-Gopalnagar Devipura	30/03/2005 9,12.90	(a)	Mar-10	(a)	(a)	(a)	(a)	(a)	(a)
Irrigation Construction Division Kalsi (Ambari) Dehra Dun										
247	Construction of 16.400 Km.long canal in Tribal Block Chakrata Distt. Dehra Dun	01-11-2010 1,65.00	(a)	2011-12	(a)	(a)	(a)	(a)	(a)	(a)

Appendix-10

ANEXURE TO STATEMENT NO.-14

STATEMENT OF COMMITMENTS ON INCOMPLETE PUBLIC WORKS CONTRACTS AS ON 31st MARCH 2011

SI NO.	Name of the Project/ Works	Estimated cost of work/date of sanction	Year of commencement	Target year of completion	Physical progress of work in Percent	Expenditure during the year	Progressive expenditure to the end of the year	Pending payments	Revised cost, if any /date of revision	Cost of balance work adjustment to inflation
1	2	3	4	5	6	7	8	9	10	11
(In lakh of ₹)										
248	Renovation of 9 Nos.canals in Tribal Block Chakrata Distt. Dehra Dun	29/01/2009 1,21.59		2010-11	(a)	(a)	(a)	(a)	(a)	(a)
249	Renovation of 3 Nos.canals in Tribal Block Chakrata Distt.Dehra Dun	27/03/2010 1,34.76		2011-12	(a)	(a)	(a)	(a)	(a)	(a)
250	Modernisation of Prateetpur and Jatowala canal in Vikasnagar Block Distt. Dehra Dun	3,01.88		2012-13	(a)	(a)	(a)	(a)	(a)	(a)
251	Construction of 19.900 Km.Long Canals in Chakrata Block Distt.Dehra Dun	09-04-2009 1,57.60		2010-11	(a)	(a)	(a)	(a)	(a)	(a)
252	Renovation & Lining of 10 minors of Chakrata Block District Dehra Dun	02-05-2008 1,00.20		2010-11	(a)	(a)	(a)	(a)	(a)	(a)
253	Renovation & Lining of 7 Minors of Kalsi & Chakrata Block Distt. Dehra Dun	02-05-2008 1,07.85		2010-11	(a)	(a)	(a)	(a)	(a)	(a)
254	Construction of 12.300 Km.Long Canals In Chakrata Block Distt. Dehra Dun	12-04-2008 1,30.52		2010-11	(a)	(a)	(a)	(a)	(a)	(a)
255	Construction of Dhakrani Canal Bypass service Road in Vikasnagar Block Distt.Dehra Dun	6,10.52		2011-12	(a)	(a)	(a)	(a)	(a)	(a)
256	Extension of Vikasnagar Drainage system Stage-II in Vikasnagar Block Distt.Dehra Dun	27/08/2010 2,05.36		2011-12	(a)	(a)	(a)	(a)	(a)	(a)
257	Construction Offshoot of 6 No.canals in Vikasnagar Block Distt. Dehra Dun	27/08/2010 2,83.31		2011-12	(a)	(a)	(a)	(a)	(a)	(a)
258	Construction of 22.00Km. Long Offshoot in Tribal Block Chakrata Distt. Dehra Dun	27/08/2010 2,22.16		2011-12	(a)	(a)	(a)	(a)	(a)	(a)
District Project		IRRIGATION DIVISION-2,NARENDRANAGAR								
259	Modernisation of 14 Hill Canals in Jaunpur VikasKhand	1,13.69		2010-11	(a)	(a)	(a)	(a)	(a)	(a)

Appendix-10

ANEXURE TO STATEMENT NO.-14

STATEMENT OF COMMITMENTS ON INCOMPLETE PUBLIC WORKS CONTRACTS AS ON 31st MARCH 2011

SI NO.	Name of the Project/ Works	Estimated cost of work/date of sanction	Year of commencement	Target year of completion	Physical progress of work in Percent	Expenditure during the year	Progressive expenditure to the end of the year	Pending payments	Revised cost, if any /date of revision	Cost of balance work adjustment to inflation
1	2	3	4	5	6	7	8	9	10	11

(In lakh of ₹)

A.I.B.P.

260	Construction of 19 Hill Canals in Jaunpur Vikaskhand	1,81.62		2010-11	(a)	(a)	(a)	(a)	(a)	(a)
-----	--	---------	--	---------	-----	-----	-----	-----	-----	-----

NABARAD

261	Modernisation of Canals in Maletha & Ranihat Under Kirtinagar Vikaskhand	1,71.96		2011-12	(a)	(a)	(a)	(a)	(a)	(a)
-----	--	---------	--	---------	-----	-----	-----	-----	-----	-----

262	Modernisation of 3 Canals in Kirtinagar Vikaskhand	1,03.17		2011-12	(a)	(a)	(a)	(a)	(a)	(a)
-----	--	---------	--	---------	-----	-----	-----	-----	-----	-----

IRRIGATION DIVISION BAGESHWAR

263	Construction of Baijnath Jheel under District Plan	11,12.00		Oct-11	(a)	(a)	(a)	(a)	(a)	(a)
-----	--	----------	--	--------	-----	-----	-----	-----	-----	-----

RURAL ENGG. ESRVICE DIV., UDHAM SINGH NAGAR

264	Construction of Government Inter Cooledge	2,45.30		Jun-10	(a)	(a)	(a)	(a)	(a)	(a)
-----	---	---------	--	--------	-----	-----	-----	-----	-----	-----

265	Construction of Government Girls Inter College Khatima	1,24.15		May-10	(a)	(a)	(a)	(a)	(a)	(a)
-----	--	---------	--	--------	-----	-----	-----	-----	-----	-----

266	Multipurpose Hall at Stadium Rudrapur	1,18.00		Feb-10	(a)	(a)	(a)	(a)	(a)	(a)
-----	---------------------------------------	---------	--	--------	-----	-----	-----	-----	-----	-----

RURAL ENGG. ESRVICE DIV.,RUDRAPUR

267	Constrtrction of Vikas Bhawan at Rudrapur	8,39.14	(a)	(a)	(a)	(a)	(a)	(a)	(a)	(a)
-----	---	---------	-----	-----	-----	-----	-----	-----	-----	-----

P.D.,L.N.V. LAINSDOWN

268	Improvement of Riding Quality of C-halusain-Silogi Ghatughat motor road Km. 1 to 4	05/0/2009 14,58.20		Sep-11	(a)	(a)	(a)	(a)	(a)	(a)
-----	--	-----------------------	--	--------	-----	-----	-----	-----	-----	-----

269	Construction of 84m. Span Steel Gider bridge Mastkhal-Pulansu Uttinda motor road	3,45.40	(a)	01-08-2010 (a)	(a)	(a)	(a)	(a)	(a)	(a)
-----	--	---------	-----	-------------------	-----	-----	-----	-----	-----	-----

Appendix-10

ANEXURE TO STATEMENT NO.-14

STATEMENT OF COMMITMENTS ON INCOMPLETE PUBLIC WORKS CONTRACTS AS ON 31st MARCH 2011

SI NO.	Name of the Project/ Works	Estimated cost of work/date of sanction	Year of commencement	Target year of completion	Physical progress of work in Percent	Expenditure during the year	Progressive expenditure to the end of the year	Pending payments	Revised cost, if any /date of revision	Cost of balance work adjustment to inflation
1	2	3	4	5	6	7	8	9	10	11

(In lakh of ₹)

PROVINCIAL DIVISION, PWD, RANIKHET

270	Construction of 75m. Suspension Bridge over River Vinod at Mahangyari Virot near Naramadeshwar at District Almora	25/07/2008 1,40.62		14/10/2010	(a)	(a)	(a)	(a)	(a)	(a)
271	Construction of 48m.Span Steel Gider M/R Bridge at Km.1 of DeghatKhalduwa M/R over Masan Ghari River	27/02/2004 1,45.00		22/07/2007	(a)	(a)	(a)	(a)	(a)	(a)
272	Construction of 48M. Span Steel Girder M/R Bridge at Km. 21 of B.B.G. M/R over Naurar Nala	22/11/2006 1,09.00		03-01-2010	(a)	(a)	(a)	(a)	(a)	(a)
273	Construction of 60M. Span Steel Girder Bridge n Jyagi over Kosi River	18/12/2006 1,64.60								
274	Reconstruction & Improvement od Marchula Dotiyal motor road by Hotmix	13/01/2006 11,69.00		31/03/2011	(a)	(a)	(a)	(a)	(a)	(a)

RURAL ENGINEERING SERVICE DIV. CHAMOLI

275	Construction of Steel Girder Bridge Over Dkauli river near sukhi Bhallagaon	2,31.70		May-11	(a)	(a)	(a)	(a)	(a)	(a)
-----	---	---------	--	--------	-----	-----	-----	-----	-----	-----

TUBE WELL DIVISION ROORKEE

276	Construction of 8 no.S.T.W. in Block Bahadrabad in Distt. Haridwar.	1,88.72		31/03/2012	(a)	(a)	(a)	(a)	(a)	(a)
277	Construction of 34no.S.T.W. in Block Bahadrabad in Distt. Haridwar.	12,13.80		31/03/2012	(a)	(a)	(a)	(a)	(a)	(a)
278	Construction of 15no. S.T.W.in Block Bahadrabad & Laksar in Distt. Haridwar	5,54.70		31/03/2012	(a)	(a)	(a)	(a)	(a)	(a)
279	Construction of 27no. S.T.W.in Block Roorkee Bahadrabad & Laksar in Distt. Haridwar	7,26.57		31/03/2012	(a)	(a)	(a)	(a)	(a)	(a)

(lxxvii)

Appendix-10

ANEXURE TO STATEMENT NO.-14

STATEMENT OF COMMITMENTS ON INCOMPLETE PUBLIC WORKS CONTRACTS AS ON 31st MARCH 2011

SI NO.	Name of the Project/ Works	Estimated cost of work/date of sanction	Year of commencement	Target year of completion	Physical progress of work in Percent	Expenditure during the year	Progressive expenditure to the end of the year	Pending payments	Revised cost, if any /date of revision	Cost of balance work adjustment to inflation
1	2	3	4	5	6	7	8	9	10	11

(In lakh of ₹)

T.D. PWD, SAHIYA (KALSI)

280	Construction of Sahiya Baur kheda Motor Road	1,40.00		Mar-11	(a)	(a)	(a)	(a)	(a)	(a)
281	Construction of Minus Atal Motor Road	1,17.16		Mar-11	(a)	(a)	(a)	(a)	(a)	(a)
282	Kwasi-Damta LVR change in to Motor Road	1,46.90		Mar-11	(a)	(a)	(a)	(a)	(a)	(a)
283	Construction of Panjtilani-Sainj Motor Road	1,11.20		Mar-11	(a)	(a)	(a)	(a)	(a)	(a)
284	Panjtilani Chandawoo LVR change into M/Road	1,01.00		Mar-12	(a)	(a)	(a)	(a)	(a)	(a)
285	Construction of Motor Road Panjtilani to Mandoli Pata Lelta Motor road	1,45.80		Mar-11	(a)	(a)	(a)	(a)	(a)	(a)
286	Koti Dimau motor road from Dewoo-Atlewoo to Tunia	1,29.60		Mar-11	(a)	(a)	(a)	(a)	(a)	(a)
287	Korwa-kwarna-Mangroli LVR Change into Motor Road & two Bridges	1,31.00		Mar-11	(a)	(a)	(a)	(a)	(a)	(a)
288	Reconstruction of Ichari Quanu Minus road	1,93.80		Mar-12	(a)	(a)	(a)	(a)	(a)	(a)
289	Reconstruction of Naraya-Lorli Road	3,31.76		Mar-12	(a)	(a)	(a)	(a)	(a)	(a)
290	Reconstruction of Koti Demawoo Danda Road	2,40.25		Mar-11	(a)	(a)	(a)	(a)	(a)	(a)
291	Goraghati Manthat road change to motor road	3,20.00		Mar-12	(a)	(a)	(a)	(a)	(a)	(a)
292	Reconstruction of Kwansi Damta Road	3,90.50		Mar-12	(a)	(a)	(a)	(a)	(a)	(a)
293	Damta Bridge on Yamuna river 80m. Span	2,60.88		Mar-10	(a)	(a)	(a)	(a)	(a)	(a)
294	Extension of Gaskigad Sakrol Motor road	1,75.00		Mar-11	(a)	(a)	(a)	(a)	(a)	(a)
295	Extension of Hamrwoo Lalwoo Marsad upto Maletha Datnoo Dadnoo road	1,11.20		Mar-12	(a)	(a)	(a)	(a)	(a)	(a)

(lxxviii)

Appendix-10

ANEXURE TO STATEMENT NO.-14

STATEMENT OF COMMITMENTS ON INCOMPLETE PUBLIC WORKS CONTRACTS AS ON 31st MARCH 2011

SI NO.	Name of the Project/ Works	Estimated cost of work/date of sanction	Year of commencement	Target year of completion	Physical progress of work in Percent	Expenditure during the year	Progressive expenditure to the end of the year	Pending payments	Revised cost, if any /date of revision	Cost of balance work adjustment to inflation
1	2	3	4	5	6	7	8	9	10	11
(In lakh of ₹)										
	296 Construction of Bansoo- Jakhnog Dhanpawo Chanas Motor Road	1,11.00		Mar-14	(a)	(a)	(a)	(a)	(a)	(a)
	297 Construction of Yamunapul Hathipaun M/road	1,00.00		Mar-11	(a)	(a)	(a)	(a)	(a)	(a)
	298 Reconstruction of Sahiya Patan Samalta Damta Panua Motor road	2,59.85		Mar-11	(a)	(a)	(a)	(a)	(a)	(a)
	299 Reconstruction of Jandewoo Bado LVR & change into Motor road	1,16.00		Mar-11	(a)	(a)	(a)	(a)	(a)	(a)
	300 Reconstruction of Barotiwala Vikasnagar Ambari Motor Road	2,19.87		Mar-11	(a)	(a)	(a)	(a)	(a)	(a)
	301 Reconstruction of Barotiwala Vikasnagar Motor Road	4,39.47		Mar-11	(a)	(a)	(a)	(a)	(a)	(a)
	302 Hathiyari Via Kandoi Mussoorie Motor road	3,50.00		Mar-14	(a)	(a)	(a)	(a)	(a)	(a)
	303 Construction of Sahiya Quanu Minus motor road	9,49.72		Mar-13	(a)	(a)	(a)	(a)	(a)	(a)
NATIONAL HIGHWAY DIV., L.N.V. ALMORA										
	304 Preparation of DPR Himalayan Highway (Almora to Karanprayag)	2,87.50		Dec-11	(a)	(a)	(a)	(a)	(a)	(a)
	305 I.R.Q.P 2005-06 including widening in Km. 218 to 228 (Adibadri to Semli)	6,11.90		May-10	(a)	(a)	(a)	(a)	(a)	(a)
	306 Reconstruction of R.C.C. culvert in Km. 172.00 to 177.00	1,45.42		Mar-11	(a)	(a)	(a)	(a)	(a)	(a)
	307 Strengthening of carriageway from Km. 227.600 to 235.00 (Simli to Karanprayag) of NH-87 (Extension) in the State of Uttarakhand	5,63.54		Mar-11	(a)	(a)	(a)	(a)	(a)	(a)
	308 Rehabilitation of Culvert from Km.92.00 to 100.00 NH-87 (Extension) In the State of Uttarakhand	1,30.81		Jan-11	(a)	(a)	(a)	(a)	(a)	(a)

(lxxix)

Appendix-10

ANEXURE TO STATEMENT NO.-14

STATEMENT OF COMMITMENTS ON INCOMPLETE PUBLIC WORKS CONTRACTS AS ON 31st MARCH 2011

SI NO.	Name of the Project/ Works	Estimated cost of work/date of sanction	Year of commencement	Target year of completion	Physical progress of work in Percent	Expenditure during the year	Progressive expenditure to the end of the year	Pending payments	Revised cost, if any /date of revision	Cost of balance work adjustment to inflation
1	2	3	4	5	6	7	8	9	10	11

(In lakh of ₹)

309	Preparation of DPR Himalayan Highway under CRF 2005-06 (Almora to Lohaghat)	1,74.00		Dec-11	(a)	(a)	(a)	(a)	(a)	(a)
310	P.R.with 20 MM,MSS from Km.171 to183 &191 to 200 (Padwakhal to Darimdali and Saliyana to Dewalikhal)	2,49.64		Aug-10	(a)	(a)	(a)	(a)	(a)	(a)
311	P.R. of NH-109 (from Km.0.00 to 60.00 of old NH-87(E) in the State of Uttarakhand under Almora NH Division	8,57.37		Aug-11	(a)	(a)	(a)	(a)	(a)	(a)

(a) Information not furnished by the State Government.

(lxxx)

APPENDIX - 11**Statement on Maintenance Expenditure of the State during 2010-11****(As on 31.3.2011)**

(In lakh of ₹)

Grant No.	Name of the Grant	Heads of Expenditure						Plan/ Non-Plan	Description/ nomenclature of maintenance account head	Components of Expenditure		
		Major Head	Sub Major Head	Minor Head	Sub-head	Detailed Head	Object Head			Salary	Non-Salary	Total
22	Public Works	2059	01	053	03	01	29	NP	Maintenance Expenditure	(a)	(a)	90.51
22	Public Works	2059	01	053	03	02	29	NP	Maintenance Expenditure	(a)	(a)	57.29
22	Public Works	2059	80	102	06	00	29	NP	Maintenance Expenditure	(a)	(a)	1,81.62
22	Public Works	2059	80	052	03	00	29	P	Maintenance Expenditure	(a)	(a)	0.24
20	Major & Medium Irrigation	2701	10	101	02	01	29	NP	Maintenance Expenditure	(a)	(a)	2,71.61
20	Major & Medium Irrigation	2701	10	101	02	02	29	NP	Maintenance Expenditure	(a)	(a)	61.85
20	Major & Medium Irrigation	2701	11	101	02	01	29	NP	Maintenance Expenditure	(a)	(a)	2,95.85
20	Major & Medium Irrigation	2701	11	101	02	02	29	NP	Maintenance Expenditure	(a)	(a)	86.28

(lxxxi)

APPENDIX - 11**Statement on Maintenance Expenditure of the State during 2010-11****(As on 31.3.2011)**

(In lakh of ₹)

20	Major & Medium Irrigation	2701	12	101	02	01	29	NP	Maintenance Expenditure	(a)	(a)	1,99.70
20	Major & Medium Irrigation	2701	12	101	02	02	29	NP	Maintenance Expenditure	(a)	(a)	81.54
20	Major & Medium Irrigation	2701	13	101	02	01	29	NP	Maintenance Expenditure	(a)	(a)	1,87.75
20	Major & Medium Irrigation	2701	13	101	02	02	29	NP	Maintenance Expenditure	(a)	(a)	39.50
20	Major & Medium Irrigation	2701	20	101	02	01	29	NP	Maintenance Expenditure	(a)	(a)	40.34
20	Major & Medium Irrigation	2701	80	800	05	00	29	NP	Maintenance Expenditure	(a)	(a)	7.51
20	Minor Irrigation	2702	03	101	02	00	29	NP	Maintenance Expenditure	(a)	(a)	10,65.36
20	Minor Irrigation	2702	03	102	03	00	29	NP	Maintenance Expenditure	(a)	(a)	1,77.46

(lxxxii)

APPENDIX - 11

Statement on Maintenance Expenditure of the State during 2010-11

(As on 31.3.2011)

(In lakh of ₹)

20	Minor Irrigation	2702	03	103	03	00	29	NP	Maintenance Expenditure	(a)	(a)	5,20.06
24	Civil Aviation	3053	03	102	03	00	29	NP	Maintenance Expenditure	(a)	(a)	2.72
24	Civil Aviation	3053	80	003	03	00	29	NP	Maintenance Expenditure	(a)	(a)	3.91
22	Roads & Bridges	3054	01	337	03	00	29	NP	Maintenance Expenditure	(a)	(a)	6.87
22	Roads & Bridges	3054	01	337	04	00	29	NP	Maintenance Expenditure	(a)	(a)	(-) 12.40
22	Roads & Bridges	3054	04	337	01	01	29	NP	Maintenance Expenditure	(a)	(a)	4.00
22	Roads & Bridges	3054	04	337	03	02	29	P	Maintenance Expenditure	(a)	(a)	61.08

(a) In the State Budget the Maintenance Expenditure exists at Object Head level and is not bifurcated into salary and non-salary portions.