




Finance Accounts (Volume - I) 2014-15



झारखण्ड सरकार

Government of Jharkhand

FINANCE ACCOUNTS

(Volume - I)

2014-15

GOVERNMENT OF JHARKHAND

Table of Contents

Volume I

Subject	Page(s)
• Table of Contents	i - iii
• Certificate of the Comptroller and Auditor General of India	iv - v
• Guide to Finance Accounts	vi - xiii
Statement 1. Statement of Financial Position	1 - 3
Statement 2. Statement of Receipts and Disbursements	4 - 7
Annexure A. Cash Balances and Investments of Cash Balances	
Statement 3. Statement of Receipts (Consolidated Fund)	8 - 12
Statement 4. Statement of Expenditure (Consolidated Fund)	13 - 19
Statement 5. Statement of Progressive Capital Expenditure	20 - 26
Statement 6. Statement of Borrowings and Other Liabilities	27 - 30
Statement 7. Statement of Loans and Advances given by the Government	31 - 41
Statement 8. Statement of Investments of the Government	42
Statement 9. Statement of Guarantees given by the Government	43
Statement 10. Statement of Grants-in-aid given by the Government	44 - 46
Statement 11. Statement of Voted and Charged Expenditure	47 - 48
Statement 12. Statement on Sources and Application of funds for expenditure other than on Revenue Account	49 - 52
Statement 13. Summary of Balances under Consolidated Fund, Contingency Fund and Public Account	53 - 56
• Notes to Accounts	57 - 79

Volume II

Part I

Statement 14. Detailed Statement of Revenue and Capital Receipts by Minor Heads	80 - 118
---	----------

Table of Contents

Subject	Page(s)
Statement 15. Detailed Statement of Revenue Expenditure by Minor Heads	119 - 182
Statement 16. Detailed Statement of Capital Expenditure by Minor Heads and Sub-heads	183 - 282
Statement 17. Detailed Statement of Borrowings and Other Liabilities	283 - 304
Statement 18. Detailed Statement on Loans and Advances given by the Government	305 - 322
Statement 19. Detailed Statement of Investments of the Government	323 - 361
Statement 20. Detailed Statement of Guarantees given by the Government	362
Statement 21. Detailed Statement on Contingency Fund and Other Public Account transactions	363 - 373
Statement 22. Detailed Statement on Investments of Earmarked Funds	374
 Part II	
Appendix I. Comparative Expenditure on Salary	375 - 382
Appendix II. Comparative Expenditure on Subsidy	383 - 408
Appendix III. Grants-in-aid/ Assistance given by the State Government (Institution wise and Scheme wise)	409 - 432
Appendix IV. Details of Externally Aided Projects	433
Appendix V. Plan Scheme Expenditure	434 - 447
A. Central Schemes (Centrally Sponsored Schemes and Central Plan Schemes)	
B. State Plan Schemes	
Appendix VI. Direct transfer of Central Scheme funds to implementing Agencies in the State (Funds routed outside State Budgets) (Unaudited figures)	448 - 452
Appendix VII. Acceptance and Reconciliation of balances (As depicted in Statements 18 and 21)	453 - 458
Appendix VIII. Financial results of Irrigation Schemes	459

Table of Contents

Subject	Page(s)
Appendix IX. Commitments of the Government- List of Incomplete Capital Works	460 - 527
Appendix X. Maintenance of expenditure with segregation of Salary and Non-Salary portion	528 - 533
Appendix XI. Major Policy Decisions of the Government during the year or New Schemes proposed in the budget	534
Appendix XII. Committed Liabilities of the Government	535 - 536
Appendix XIII. Re-organisation of State - Items for which allocation of balances between/ among the States has not been finalized	537 - 542

Certificate of the Comptroller and Auditor General of India

This compilation containing the Finance Accounts of the Government of Jharkhand for the year ending 31 March 2015 presents the financial position along with accounts of the receipts and disbursements of the Government for the year. These accounts are presented in two volumes, Volume I contains the consolidated position of the state of finances and Volume-II depicts the accounts in detail. The Appropriation Accounts of the Government for the year for Grants and Charged Appropriations are presented in a separate compilation.

The Finance Accounts have been prepared under my supervision in accordance with the requirements of the Comptroller and Auditor General's (Duties, Powers and Conditions of Service) Act, 1971 read with the provisions of the Bihar Re-organisation Act, 2000 and have been compiled from the vouchers, challans and initial and subsidiary accounts rendered by the treasuries, offices, and departments responsible for the keeping of such accounts functioning under the control of the Government of Jharkhand and the statements received from the Reserve Bank of India. Statements (8, 9, 10(ii), 17(b)(i) and 17(c)(i), 19), explanatory notes (6(A) and 6(B) to Statement No. 5 and explanatory note (III) to Statement No. 14) and appendices (V, VIII(i), VIII(ii), IX and X) in this compilation have been prepared directly from the information received from the Government of Jharkhand/ Corporations/ Companies/ Societies who are responsible to ensure the correctness of such information.

The treasuries, offices, and/or departments functioning under the control of the Government of Jharkhand are primarily responsible for preparation and correctness of the initial and subsidiary accounts as well as ensuring the regularity of transactions in accordance with the applicable laws, standards, rules and regulations relating to such accounts and transactions. I am responsible for preparation and submission of Annual Accounts to the State Legislature. My responsibility for the preparation of accounts is discharged through the office of the Accountant General (A&E). The audit of these accounts is independently conducted through the office of the Accountant General (Audit) in accordance with the requirements of Articles 149 and 151 of the Constitution of India and the Comptroller and Auditor General's (Duties, Powers and Conditions of Service) Act, 1971, for expressing an opinion on these Accounts based on the results of such audit. These offices are independent organizations with distinct cadres, separate reporting lines and management structure.

The audit was conducted in accordance with the Auditing Standards generally accepted in India. These Standards require that we plan and perform the audit to obtain reasonable assurance that the accounts are free from material misstatement. An audit includes examination, on a test basis, of evidence relevant to the amounts and disclosures in the financial statements.

On the basis of the information and explanations that my officers required and have obtained, and according to the best of my information as a result of test audit of the accounts and on consideration of explanations given, I certify that, to the best of my knowledge and belief, the Finance Accounts read with the explanatory 'Notes to Accounts' give a true and fair view of the financial position, and the receipts and disbursements of the Government of Jharkhand for the year 2014-15.

Points of interest arising from study of these accounts as well as test audit conducted during the year or earlier years are contained in my Reports on the Government of Jharkhand being presented separately for the year ended 31 March 2015.

Date : 20 NOV 2015
New Delhi



(SHASHI KANT SHARMA)
Comptroller and Auditor General of India

Guide to the Finance Accounts

A. Broad overview of the structure of Government accounts

1. The Finance Accounts of the **State of Jharkhand** present the accounts of receipts and outgoings of the Government for the year, together with the financial results disclosed by the Revenue and Capital accounts, the accounts of the Public Debt and the liabilities and assets of the State Government as worked out from the balances recorded in the accounts.
2. The Accounts of the Government are kept in three parts:

Part I : Consolidated Fund : This Fund comprises all revenues received by the State Government, all loans raised by the State Government (market loans, bonds, loans from the Central Government, loans from Financial Institutions, Special Securities issued to National Small Savings Fund, etc.), Ways and Means advances extended by the Reserve Bank of India and all moneys received by the State Government in repayment of loans. No moneys can be appropriated from this Fund except in accordance with law and for the purposes and in the manner provided by the Constitution of India. Certain categories of expenditure (e.g., salaries of Constitutional authorities, loan repayments etc.), constitute a charge on the Consolidated Fund of the State (Charged expenditure) and are not subject to vote by the Legislature. All other expenditure (Voted expenditure) is voted by the Legislature.

The Consolidated Fund comprises two sections: Revenue and Capital (including Public Debt, Loans and Advances). These are further categorised under 'Receipts' and 'Expenditure'. The Revenue Receipts section is divided into three sectors, viz., 'Tax Revenue', 'Non Tax Revenue' and 'Grants in Aid and Contributions'. These three sectors are further divided into sub-sectors like 'Taxes on Income and Expenditure', 'Fiscal Services', etc. The Capital Receipts section does not contain any sectors or sub-sectors. The Revenue Expenditure section is divided into four sectors, viz., 'General Services', 'Social Services', 'Economic Services' and 'Grants in Aid and Contributions'. These sectors in the Revenue Expenditure section are further divided into sub-sectors like, 'Organs of State', 'Education, Sports, Art and Culture' etc. The Capital Expenditure section is sub-divided into seven sectors, viz., 'General Services', 'Social Services', 'Economic Services', 'Public Debt', 'Loans and Advances', 'Inter-State Settlement' and 'Transfer to Contingency Fund'.

Part II : Contingency Fund : This Fund is in the nature of an imprest which is established by the State Legislature by law, and is placed at the disposal of the Governor to enable advances to be made for meeting unforeseen expenditure pending authorisation of such expenditure by the State Legislature. The fund is recouped by debiting the expenditure to the concerned functional major head relating to the Consolidated Fund of the State. The Contingency Fund of the Government of Jharkhand for 2014-15 is ₹ 1,50.00 crore.

Part III : Public Account : All other public moneys received by or on behalf of the Government, where the Government acts as a banker or trustee, are credited to the Public Account. The Public Account includes repayables like Small Savings and Provident Funds, Deposits (bearing interest and not bearing interest), Advances, Reserve Funds (bearing interest and not bearing interest), Remittances and Suspense heads (both of which are transitory heads, pending final booking). The net cash balance available with the Government is also included under the Public Account. The Public Account comprises six sectors, viz., ‘Small Savings, Provident Funds etc.’, ‘Reserve Funds’, ‘Deposit and Advances’, ‘Suspense and Miscellaneous’, ‘Remittances’, and ‘Cash Balance’. These sectors are further sub-divided into sub-sectors. The Public Account is not subject to the vote of the Legislature.

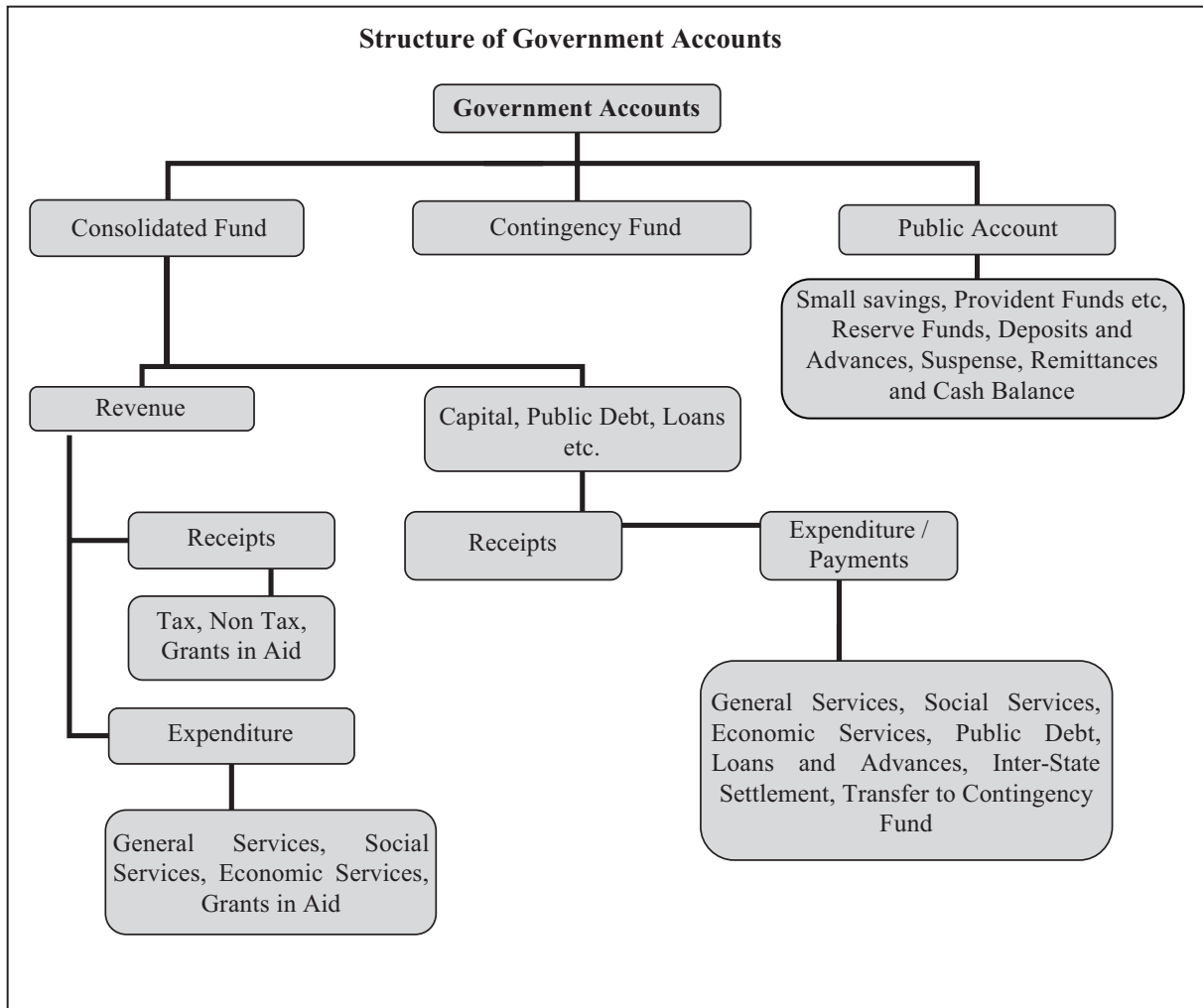
3. Government accounts are presented under a six tier classification, viz., Major Heads (four digits), Sub-Major Heads (two digits), Minor Heads (three digits), Sub-Heads (two digits), Detailed Heads (two to three digits), and Object Heads (two or three digits). Major Heads represent functions of Government, Sub-Major Heads represent sub-functions, Minor Heads represent programmes/ activities, Sub-Heads represent schemes, Detailed Heads represent sub-schemes, and Object Heads represent purpose/ object of expenditure.

4. The main unit of classification in accounts is the Major Head which contains the following coding pattern (according to the **List of Major and Minor Heads corrected upto March 2015**)

0020 to 1606	Revenue Receipts
2011 to 3606	Revenue Expenditure
4000	Capital Receipts
4046 to 7810	Capital Expenditure (including Public Debt, Loans and Advances)
7999	Appropriation to the Contingency Fund
8000	Contingency Fund
8001 to 8999	Public Account

5. The Finance Accounts, generally (with some exceptions), depict transactions upto the Minor Head. The figures in the Finance Accounts are depicted at net level, i.e., after accounting for recoveries as reduction of expenditure. This treatment is different from the depiction in the Demands for Grants presented to the Legislature and in the Appropriation Accounts, where, expenditure is depicted at the gross level.

6. A pictorial representation of the structure of accounts is given below:



B. What the Finance Accounts contain

The Finance Accounts are presented in two volumes.

Volume 1 contains the Certificate of the Comptroller and Auditor General of India, the Guide to the Finance Accounts, 13 statements which give summarised information on the financial position and transactions of the State Government for the current financial year, Notes to Accounts and annexure to the Notes to Accounts. Details of the **13** statements in **Volume 1** are given below:

1. **Statement of Financial Position** : This statement depicts the cumulative figures of assets and liabilities of the State Government, as they stand at the end of the year, and as compared to the position at the end of the previous year.
2. **Statement of Receipts and Disbursements** : This statement depicts all receipts and disbursements of the State Government during the year in all the three parts in which Government accounts are kept, viz., the Consolidated Fund, Contingency Fund and Public

Account. In addition, it contains an annexure, showing alternative depiction of Cash Balances (including investments) of the Government. The Annexure also depicts the Ways and Means position of the Government in detail.

3. **Statement of Receipts (Consolidated Fund) :** This statement comprises revenue and capital receipts and borrowings and repayments of the loans given by the State Government. This statement corresponds to detailed statements 14, 17 and 18 in Volume II of the Finance Accounts.
4. **Statement of Expenditure (Consolidated Fund) :** In departure from the general depiction of the Finance Accounts up to the Minor Head level, this statement gives details of expenditure by nature of activity (objects of expenditure) also. This statement corresponds to detailed statement 15, 16, 17 and 18 in Volume II.
5. **Statement of Progressive Capital Expenditure :** This statement corresponds to the detailed statement 16 in Volume II.
6. **Statement of Borrowings and Other Liabilities :** Borrowings of the Government comprise market loans raised by it (Internal Debt) and Loans and Advances received from the Government of India. 'Other Liabilities' comprise 'Small Savings, Provident Funds etc.', 'Reserve Funds' and 'Deposits'. The statement also contains a note on service of debt, and corresponds to the detailed Statement 17 in Volume II.
7. **Statement of Loans and Advances given by the Government :** This statement depicts all loans and advances given by the State Government to various categories of loanees like Statutory Corporations, Government Companies, Autonomous and Other Bodies/ Authorities and recipient individuals (including Government servants). This statement corresponds to the detailed statement 18 in Volume II.
8. **Statement of Investments of the Government :** This statement depicts investments of the State Government in the equity capital of Statutory Corporations, Government Companies, other Joint Stock Companies, Cooperative institutions and Local Bodies. This statement corresponds to the detailed statement 19 in Volume II.
9. **Statement of Guarantees given by the Government :** This statement summarises the guarantees given by the State Government on repayment of principal and interest on loans raised by Statutory Corporations, Government Companies, Local Bodies and Other institutions. This statement corresponds to the detailed statement 20 in Part II.
10. **Statement of Grants in Aid given by the Government :** This statement depicts all Grants in Aid given by the State Government to various categories of grantees like Statutory Corporations, Government Companies, Autonomous and Other Bodies/ Authorities and individuals. Appendix III provides details of the recipient institutions.

- 11. Statement of Voted and Charged Expenditure :** This statement assists in the agreement of the net figures appearing in the Finance Accounts with the gross figures appearing in the Appropriation Accounts.
- 12. Statement on Sources and Application of Funds for Expenditure other than on Revenue Account :** This statement is based on the principle that revenue expenditure is expected to be defrayed from revenue receipts, while capital expenditure of the year is met from revenue surplus, net credit balances in the public account, cash balance at the beginning of the year, and borrowings.
- 13. Summary of balances under Consolidated Fund, Contingency Fund and Public Account :** This statement assists in proving the accuracy of the accounts. The statement corresponds to the detailed statement 14, 15, 16, 17, 18 and 21 in Volume II.

Volume II of the Finance Accounts contains two parts-nine detailed statement in Part I and 13 Appendices in Part II.

- 14. Detailed Statement of Revenue and Capital Receipts by Minor Heads :** This statement corresponds to the summary statement 3 in Volume 1 of the Finance Accounts.
- 15. Detailed Statement of Revenue Expenditure by Minor Heads :** This statement, which corresponds to the summary statement 4 in Volume 1, depicts the revenue expenditure of the State Government under Plan (State Plan, Central Assistance to State Plan, Centrally Sponsored Schemes and Central Plan Schemes) and Non Plan. Charged and Voted expenditure are exhibited distinctly.
- 16. Detailed Statement of Capital Expenditure by Minor Heads and Subheads :** This statement, which corresponds to the summary statement 5 in volume I, depicts the capital expenditure (during the year and cumulatively) of the State Government under Plan (State Plan, Central Assistance to State Plan, Centrally Sponsored Schemes and Central Plan Schemes) and Non Plan. Charged and Voted expenditure are exhibited distinctly. In addition to representing details of capital expenditure at Minor Head level, in respect of significant schemes, this statement depicts details at Subhead levels also.
- 17. Detailed Statement of Borrowings and Other Liabilities :** This statement, which corresponds to the summary statement 6 in volume I, contains details of all loans raised by the State Government (market loans, bonds, loans from the Central Government, loans from Financial Institutions, Special Securities issued to National Small Savings Fund, etc.), and Ways and Means advances extended by the Reserve Bank of India. This statement presents the information on loans under three categories: (a) details of individual loans; (b) maturity profile, i.e., amounts payable in respect of each category of loans in different years; and (c) interest rate profile of outstanding loans and annexure depicting Market Loans

- 18. Detailed Statement on Loans and Advances given by the Government :** This statement corresponds to the summary statement 7 in Volume I.
- 19. Detailed Statement of Investments of the Government :** This statement depicts details of investments entity wise and Major and Minor Head wise details of discrepancies, if any, between Statements 16 and 19. This statement corresponds to Statement 8 in Volume I.
- 20. Detailed Statement of Guarantees given by the Government :** This statement depicts entity wise details of government guarantees. This statement corresponds to Statement 9 in Volume I.
- 21. Detailed Statement on Contingency Fund and Other Public Account transactions :** This statement depicts at Minor Head level the details of unrecouped amounts under Contingency Fund, consolidated position of Public Accounts transactions during the year, and outstanding balances at the end of the year.
- 22. Detailed Statement on Investments of Earmarked Funds :** This statement depicts details of investments from the Reserve Funds and Deposits (Public Account).

Part II of Volume II

Part II contains 13 appendices on various items including salaries, subsidies, grants-in-aid, externally aided projects, scheme wise expenditure in respect of major Central schemes and State Plan schemes, etc. These details are presented in the accounts at Sub head level or below (i.e. below Minor Head levels) and so are not generally depicted in the Finance accounts. A detailed list of appendices appears at the 'Index' in Volume I or II. The statements read with the appendices give a complete picture of the state of finances of the State Government.

C. Ready Reckoner

The section below links the summary statements appearing in Volume 1 with the detailed statements and appendices in Volume 2. (Appendices which do not have a direct link with the Summary Statements are not shown below).

Parameter	Summary Statements (Volume I)	Detailed Statements (Volume II)	Appendices
Revenue Receipts (including Grants received), Capital Receipts	2, 3	14	
Revenue Expenditure	2, 4	15	I (Salary), II (Subsidy)
Grants-in-Aid given by the Government	2, 10	---	III (Grants-in-aid)

Capital expenditure	1, 2, 4, 5,12	16	I (Salary)
Loans and Advances given by the Government	1, 2, 7	18	
Debt Position/Borrowings	1, 2, 6	17	
Investments of the Government in Companies, Corporations etc.	8	19	
Cash	1, 2, 12, 13		
Balances in Public Account and investments thereof	1, 2, 12, 13	21, 22	
Guarantees	9	20	
Schemes			IV (Externally Aided Projects), V (Plan Scheme Expenditure)

D. Periodical adjustments and Book adjustments:

Certain transactions that appear in the accounts do not involve actual movement of cash at the time of booking. Some of these transactions take place at the level of the account rendering units (e.g. treasuries, divisions etc.) themselves. For instance, transactions involving adjustment of all deductions (GPF, recoveries of advances given etc.) from salaries are recorded by debiting functional major heads (pertaining to the concerned department) by book adjustment to revenue receipt/Loans/Public Account. Similarly 'nil' bills where moneys transferred between the Consolidated Fund and Public Account represent non-cash transactions occurring at the level of the accounts rendering units.

In addition of the above the Principal Accountant General/Accountant General (A&E) carries out periodical adjustments and book adjustments of the following nature in the accounts of the State Government, details of which appear in Annexure to Notes to Accounts (Volume 1) and footnotes to the relevant statements.

Examples of periodical adjustments and book adjustments are given below :

- (1) Creation of funds/ adjustment of contribution to Funds in Public Account by debit to Consolidated Fund e.g., State Disaster Response Fund, Central Road Fund, Sinking Fund, etc.
- (2) Crediting of deposit heads of accounts in Public Account by debit to Consolidated Fund.
- (3) Annual adjustment of interest on State Provident Fund (GPF) and State Government Group Insurance Scheme where interest is adjusted by debiting Major Head 2049-Interest

and crediting Major Head 8009 - State Provident Fund and Major Head 8011 - Insurance and Pension Fund.

- (4) Adjustment of Debt waiver under the scheme of Government of India based on the recommendations of the Central Finance Commissions. These adjustments (where Central loans are written off by crediting Major Head 0075-Misc. General Services by contra entry in the Major Head 6004-Loans and Advances from the Central Government) impact both Revenue Receipts and Public Debt heads.

E. Rounding :

Difference of ₹0.01 lakh/crore, wherever occurring is due to rounding.

1. STATEMENT OF FINANCIAL POSITION

Assets ^[1]	<i>Reference (Serial no.)</i>	<i>As at 31 March 2014</i>	<i>As at 31 March 2015</i>
	<i>Notes to Accounts</i>	<i>Statement</i>	
<i>(Rupees in crore)</i>			
Cash			
(i) Cash in Treasuries and Local Remittances		21	0.00 0.00
(ii) Departmental Balances		21	5.33 2.10
(iii) Permanent Imprest		21	0.11 0.11
(iv) Cash Balance Investments		21	8,51.84 6,66.13
(v) Deposits with Reserve Bank of India (If credit balance include here with minus sign)	Para 2(v)	21	4,28.20 (-) 2,24.13
(vi) Investments from Earmarked Funds ^[2]		22	0.00 0.00
Capital Expenditure			
(i) Investments in shares of Companies, Corporations, etc.	Para 3(vi)	8, 16, 19	1,39.98 1,55.01
(ii) Other Capital Expenditure		5, 16	3,03,31.87 3,58,59.78
(iii) Inter State Settlement			50.00 0.00
Contingency Fund (un-recouped)	Para 3(x)	21	0.00 0.00
Loans and Advances	Para 3(v)	7, 18	79,46.44 87,37.16
Advances with departmental officers		21	5.35 3.80

^[1] The figures of assets and liabilities are cumulative figures. Please also see note 1 (ii) in the section "Notes to Accounts".

^[2] Investments out of earmarked funds in shares of companies etc. are excluded under capital expenditure and included under "Investments from Earmarked Funds".

1. STATEMENT OF FINANCIAL POSITION - contd.

Assets ^[1]	<i>Reference (Serial no.)</i>		As at 31 March 2014	As at 31 March 2015
	Notes to Accounts	Statement		
<i>(Rupees in crore)</i>				
Suspense and Miscellaneous Balances ^[3]		21	0.00	0.00
Remittance Balances	Para 3(ix)	21	2,55.53	23.40 ⁽⁵⁾
Cumulative excess of expenditure over receipts ^[4]			0.00	0.00
Total			4,00,14.65	4,52,23.36

^[1] The figures of assets and liabilities are cumulative figures. Please also see note 1 (ii) in the section "Notes to Accounts".

^[3] In this statement the line item "Suspense and Miscellaneous Balances" does not include "Cash Balance Investment Account", which is included separately above, though the latter forms part of this sector elsewhere in these Accounts.

^[4] The cumulative excess of receipts over expenditure or expenditure over receipts is different from and not the fiscal/ revenue deficit for the current year.

⁽⁵⁾ Debit balance of ₹ 4,69.91 crore has been dropped due to adjustment of Odisha share on Swarnrekha Projects and misclassification between Works and Forest Remittances.

1. STATEMENT OF FINANCIAL POSITION - conclud.

Liabilities	Reference (Serial No.)		As at 31 March 2014	As at 31 March 2015
	Notes to Accounts	Statement		
<i>(Rupees in crore)</i>				
Borrowings (Public Debt)				
(i) Internal Debt		17	2,79,40.17	3,27,55.36
(ii) Loans and Advances from Central Government –				
(a) Non-Plan Loans	Para 3(xiv)	17	4.09	1.80
(b) Loans for State Plan Schemes	Para 3(xiv)	17	20,87.85	20,85.19
(iii) Inter State Settlement			0.00	0.00
Contingency Fund (Corpus)	Para 3(x)	21	1,50.00	1,50.00
Liabilities on Public Account				
(i) Small Savings, Provident Funds, etc.		21	15,58.59	13,56.02
(ii) Deposits	Para 3(viii)(a)	21	54,11.58	65,03.93
(iii) Reserve Funds	Para 3 (viii) (a)(d)	21	5,91.56	8,66.79
(iv) Remittance Balances			0.00	0.00
(v) Suspense and Miscellaneous Balances	Para 3 (ix)	21	1,17.72	1,01.43
Cumulative excess of receipts over expenditure ^[4]			21,53.09	14,02.84
Total			4,00,14.65	4,52,23.36

^[4] The cumulative excess of receipts over expenditure or expenditure over receipts is different from and not the fiscal/ revenue deficit for the current year. The figure as on 31.03.2014 includes ₹ 50.00 crore relating to Inter State Settlement being pension liability paid to Bihar during 2013-14.

2. STATEMENT OF RECEIPTS AND DISBURSEMENTS

		Receipts		Disbursements	
		2014-15	2013-14	2014-15	2013-14
Part I - Consolidated Fund					
Section-A: Revenue					
<i>(Rupees in crore)</i>			<i>(Rupees in crore)</i>		
Revenue Receipts		Revenue Expenditure			
State Own Revenue	1,46,84.87	1,31,32.50			
(i) Tax revenue (raised by the State)	1,03,49.81	93,79.79	Salaries ^[1]	73,81.55	69,34.16
(ii) Non-Tax revenue			Grants-in-aid ^[2]	1,23,98.56	61,73.18
Interest receipts	1,43.04	69.48	Subsidies	2,45.69	1,87.40
Others	41,92.02	36,83.23	General services		
			Interest Payment and service of debt	29,29.15	26,14.43
			Pension	34,62.53	34,84.31
			Others	10,63.57	8,84.43
Total (ii) Non-Tax revenue	43,35.06	37,52.71	Total General services	74,55.25	69,83.17
			Social services	27,54.67	20,73.06
Share of Union Taxes/ Duties	94,87.01	89,39.32	Economic services	15,59.18	11,20.92
Grants from Central Government	73,92.68	40,64.98	Compensation and assignment to Local Bodies and PRI	0.00	0.00
Total Revenue Receipts	3,15,64.56	2,61,36.80	Total Revenue Expenditure	3,17,94.90	2,34,71.89
Revenue Deficit	2,30.34	0.00	Revenue Surplus	0.00	26,64.91
Section-B: Capital					
Capital Receipts		Capital Expenditure^[3]			
			General Services	3,26.33	1,68.09
			Social Services	9,09.50	9,24.12
			Economic Services ^[4]	43,07.11	36,30.29
Total Capital Receipts			Total Capital Expenditure	55,42.94	47,22.50

^[1] Salary, Subsidy and Grants in Aid figures have been summed up across all sectors to present a consolidated figure. The expenditure in this statement under the sectors "Social", "General" and "Economic" Services does not include expenditure on salaries, subsidies and grants in aid (explained in footnote 2).

^[2] Grants-in-Aid are given to statutory corporations, companies, autonomous bodies, local bodies etc. by the Government which is included as a line item above. These grants are distinct from compensation and assignment of taxes, duties to the Local Bodies which is depicted as a separate line item 'Compensation and assignment to Local Bodies and PRIs'.

^[3] Includes ₹ 248.67 crore and ₹ 5.37 crore as Grants-in-Aid expenditure under Capital Account respectively for the year 2013-14 and 2014-15. This will understate Revenue Deficit of the Government.

^[4] Includes ₹ 22.65 crore as 'Salary' expenditure under Capital Outlay on Economic Services under the major heads '4515' and '5054' and ₹ 35.55 crore as 'Salary' expenditure under Capital Outlay on Economic Services under the major heads '4515' and '5054' respectively for the year 2013-14 and 2014-15.

2. STATEMENT OF RECEIPTS AND DISBURSEMENTS *concl'd.*

	Receipts		Disbursements	
	2014-15	2013-14	2014-15	2013-14
	<i>(Rupees in crore)</i>		<i>(Rupees in crore)</i>	
Recoveries of Loans and Advances	33.06	23.32	Loans and Advances disbursed	
			Social Services	19.99 20.44
			Economic Services	7,86.85 1,88.71
			Others	16.94 12.76
Total Recoveries of Loans and Advances	33.06	23.32	Total Loans and Advances disbursed	8,23.78 2,21.91
Public Debt receipts			Repayment of Public Debt	
Internal Debt (Market Loans, NSSF etc.)	65,36.91	45,96.75	Internal Debt (Market Loans, NSSF etc.)	17,21.71 18,58.17
Loans from Government of India	1,53.20	1,06.15	Loans from Government of India	1,58.17 1,38.75
Total Public Debt receipts	66,90.11	47,02.90	Total Public Debt payment	18,79.88 19,96.92
Net of Inter State Settlement	0.00	0.00	Net of Inter State Settlement	0.00 50.00
Total Capital Receipts	67,23.17	47,26.22	Total Capital Expenditure	82,46.60 69,91.33
Deficit in Consolidated Fund	17,53.77	0.00	Surplus in Consolidated Fund	0.00 3,99.80
Part II - Contingency Fund				
Contingency Fund	0.00	0.00	Contingency Fund	0.00 0.00
Part III - Public Account ^[5]				
Small Savings	8,42.57	7,60.20	Small Savings	10,45.13 7,51.47
Reverses & Sinking Funds	3,07.85	2,93.18	Reverses & Sinking Funds	32.62 21.29
Deposits	1,19,68.04	70,84.37	Deposits	1,08,75.69 73,46.12
Advances	2,14.41	1,19.47	Advances	2,12.87 1,12.10
Suspense and Miscellaneous ^[5]	6,87,51.90	3,22,02.26	Suspense and Miscellaneous ^[6]	6,85,79.25 3,22,99.92
Remittances	68,38.22	60,76.81	Remittances	70,76.00 59,20.48
Total Receipts Public Account	8,89,22.99	4,65,36.29	Total Disbursements Public Account	8,78,21.56 4,64,51.38
Deficit in Public Account	0.00	0.00	Surplus in Public Account	11,01.43 84.91
Opening Cash Balance	4,28.21	(-) 56.50	Closing Cash Balance	(-) 2,24.13 4,28.21
Increase in cash balance	(-) 6,52.34	4,84.71	Decrease in cash balance	

^[5] For details please refer to Statement no. 21 in Volume II

^[6] "Suspense and Miscellaneous" includes "other accounts" such as Cash Balance Investment Account (Major Head 8673) etc. The figures may appear huge on account of these other accounts. Details may please be seen in Statement no. 21.

ANNEXURE TO STATEMENT 2
CASH BALANCES AND INVESTMENT OF CASH BALANCES

	As on 31 March 2014	As on 31 March 2015
<i>(Rupees in crore)</i>		
(a) General Cash Balance –		
(1) Deposits with Reserve Bank [1]	4,28.20	(-)2,24.13
(2) Investments held in the Cash Balance Investments Accounts	8,51.84	6,66.13
Total - (a)	12,80.04	4,42.00
(b) Other Cash Balances and Investments (#) –		
(1) Cash with Departmental Officers, viz. Forest and P.W.D. Officers	5.33	2.10
(2) Permanent Advances for contingent expenditure with Departmental Officers	0.11	0.11
(3) Investments of earmarked funds	0.00	0.00
Total - (b)	5.44	2.21
Total (a) and (b)	12,85.48	4,44.21

[1] The balance under the head 'Deposits with Reserve Bank' is arrived at after taking into account the Inter-Government monetary settlements pertaining to transactions of the financial year 2014-15 advised to the RBI till 16 April 2015.

There was a difference of ₹ 38.87 crore (Net Credit) between the figures reflected in the accounts (₹ 2,24.13 crore Credit) and that intimated by Reserve Bank of India (₹ 1,85.26 crore Debit) regarding "Deposits with Reserve Bank" included in the Cash Balance (August 2015).

(#) This cash balance position does not include unspent balance transferred to bank account.

Explanatory Notes :-

- (a) **Cash and Cash Equivalents:** Cash and cash equivalents consist of cash in treasuries and Deposit with Reserve Bank of India and other Banks and Remittances in Transit, as stated below. The balance under the head "Deposits with Reserve Bank" depicts the combined balance of the Consolidated Fund, Contingency Fund and the Public Account at the end of the year. To arrive at the overall cash position, the cash balances with treasuries, departments and investments out of the cash balances/reserve funds etc., are added to the balance in "Deposit with Reserve Bank of India".
- (b) **Daily Cash Balance:** Under an agreement with the Reserve Bank of India, the State Government has to maintain a minimum cash balance of ₹ 0.45 crore with the Bank. If the balance falls below the agreed minimum on any day, the deficiency is made good by taking ordinary and special ways and means advances/overdrafts from time to time.

For arriving at the daily cash balance^[2] for the purpose of grant of Ways and Means advances/ Overdraft, the RBI evaluates the holdings of the 14 day treasury bills along with the transactions reported (at RBI counters, Inter-Government transactions and Treasury transactions reported by the agency banks) for the day. To the cash balance so arrived, the maturity of 14 day Treasury Bills if any, is added and excess balance, if any, after maintaining the minimum cash balance is reinvested in Treasury Bills. If the net cash balance arrived at results in less than the minimum cash balance or a credit balance and if there are no 14 day treasury bills maturing on that day, RBI rediscounts the holdings of the 14 day Treasury Bills and makes good the shortfall. If there is no holding of 14 day Treasury Bills on that day the State Government applies for Ways and Means Advances/Special Ways and Means Advances/ Over Draft.

- (c) The limit for ordinary ways and means advances to the State Government was ₹ 2,80.00 crore with effect from 1 January 2006. The Bank has also agreed to give special ways and means advances against the pledge of Government Securities. The limit of special ways and means advances was revised by the Bank from time to time.

The extent to which the Government maintained the minimum cash balance with the Reserve Bank during 2014-2015 is given below:-

- | | |
|--|-----|
| (i) Number of days on which the minimum balance was maintained without taking any advance | 365 |
| (ii) Number of days on which the minimum balance was maintained by taking ordinary ways and means advance | Nil |
| (iii) Number of days on which the minimum balance was maintained by taking special ways and means advances | Nil |
| (iv) Number of days on which there was shortfall in minimum balance even after taking the above advances, but no overdraft was taken | Nil |
| (v) Number of days on which overdrafts were taken | Nil |
- (d) The investment of ₹ 6,66.13 crore out of the cash balance is in the securities of other State Government. Interest realised during the year on investment held in the Cash Balance Investment Account was ₹ 1,26.98 crore.
- (e) No investment was made by the State Government in its own securities.
- (f) Details of investments out of earmarked funds are given in Statement No. 22.

[2] The cash balance ('Deposits with RBI') above is the closing cash balance of the year as on 31 March but worked out by 16 April) and not simply the daily balance on 31 March.

3. STATEMENT OF RECEIPTS
(Consolidated Fund)

Description	Actuals	
	2014-15	2013-14
I. REVENUE RECEIPTS		
A. Tax Revenue	<i>(Rupees in crore)</i>	
A. 1 Own Tax revenue		
Taxes on Sales, Trades, etc	80,69.72	73,05.08
State Excise	7,40.16	6,27.93
Taxes on Vehicles	6,60.37	4,94.79
Stamps and Registration fees	5,30.66	5,02.61
Taxes and Duties on Electricity	1,75.40	1,45.79
Land Revenue	83.54	2,29.84
Other Taxes on Income and Expenditure	57.11	49.91
Other Taxes and Duties on Commodities and Services	32.57	22.76
Taxes on Goods and Passengers	0.28	1.08
A. 2 Share of net proceeds of Taxes		
Corporation Tax	33,12.94	30,06.43
Taxes on Income other than Corporation Tax	23,65.76	19,79.65
Customs	15,34.34	14,58.55
Service Tax	13,98.56	14,56.29
Union Excise Duties	8,66.39	10,30.14
Taxes on Wealth	8.94	8.26
Other Taxes on Income and Expenditure	0.08	0.00
Total A	1,98,36.82	1,83,19.11

3. STATEMENT OF RECEIPTS - contd.

(Consolidated Fund)

Description	Actuals	
	2014-15	2013-14
I. REVENUE RECEIPTS - contd.		
B. Non-Tax Revenue	<i>(Rupees in crore)</i>	
Non-ferrous Mining and Metallurgical Industries	34,73.00	32,30.22
Major Irrigation	1,94.97	47.32
Interest Receipts	1,43.04	69.48
Other Rural Development Programmes	97.09	12.03
Labour and Employment	53.13	42.70
Other Administrative Services	50.58	60.44
Roads and Bridges	50.38	46.22
Education, Sports, Art and Culture	42.25	23.91
Urban Development	36.87	9.09
Medical and Public Health	23.33	19.86
Miscellaneous General Services	23.11	0.06
Medium Irrigation	20.23	39.57
Crop Husbandry	16.34	12.30
Police	14.20	13.77
Power	13.39	6.26
Water Supply and Sanitation	13.19	13.80
Co-operation	10.19	4.58
Other General Economic Services	7.92	10.75
Jails	7.03	6.99
Other Social Services	6.70	4.17
Dairy Development	5.06	20.99
Fisheries	4.53	4.43
Social Security and Welfare	4.16	5.24

3. STATEMENT OF RECEIPTS - contd.
(Consolidated Fund)

Description	Actuals	
	2014-15	2013-14
I. REVENUE RECEIPTS - contd.		
B. Non-Tax Revenue - conclud.	<i>(Rupees in crore)</i>	
Forestry and Wild Life	3.66	5.17
Contribution and Recoveries towards Pension and other Retirement Benefits	3.07	2.74
Animal Husbandry	2.88	4.02
Tourism	2.51	2.58
Village and Small Industries	2.24	0.59
Public Works	2.09	2.70
Industries	2.06	0.12
Housing	1.95	0.93
Minor Irrigation	1.68	3.11
Civil Supplies	1.02	0.66
Public Service Commission	0.49	7.22
Family Welfare	0.25	0.07
Other Agricultural Programmes	0.20	0.18
Information and Publicity	0.18	0.01
Stationery and Printing	0.08	0.23
Road Transport	0.01	0.10
Civil Aviation	0.00	0.10
Dividend and Profit	0.00	18.00
Total B	43,35.06	37,52.71

3. STATEMENT OF RECEIPTS - contd.

(Consolidated Fund)

Description		Actuals	
		2014-15	2013-14
I. REVENUE RECEIPTS - concld.			
C.	Grants-in-aid from Central Government	<i>(Rupees in crore)</i>	
C.1	Non Plan Grants		
	Grants under the Constitution (Distribution of Revenue Order)	0.00	0.00
	Grants under the proviso to Article 275 (1) of the Constitution	13,87.25	10,19.16
	Grants towards contribution to State Disaster Response Fund	2,36.52	2,25.26
	Grants under National Calamity Contingency Fund	0.00	0.00
	Other Grants	1,56.49	75.49
C. 2	Grants for State/Union Territory Plan Schemes		
	Block Grants (including EAP)	8,16.89 (a)	10,98.54
	Grants under the proviso to Article 275 (1) of the Constitution	1,94.44	2,14.67
	Grant for Central Road Fund	17.74	46.14
	Other Grants	38,85.63	2,06.48
C. 3	Grants for Central Plan Schemes	83.56	28.28 (#)
C. 4	Grants for Centrally Sponsored Plan Schemes	6,14.16	11,50.96
C.5	Grants for Special Plan Schemes	0.00	0.00
Total C		73,92.68	40,64.98
Total Revenue Receipts (A+B+C)		3,15,64.56	2,61,36.80

(#) Grant for ₹ 5.36 crore for the year 2009-10 regarding Production and Distribution of Quality Seeds under Beej Gram Programme of Agriculture Department has been refunded during the year 2013-14.

(a) Includes ₹1.09 crore which have been taken back by the Reserve Bank of India on the advice of the Ministry of Finance, Department of Expenditure, Government of India, New Delhi for adjusting the wrong credit of ₹ 0.76 crore during the year 2013-14 and ₹ 0.33 crore during the year 2014-15 as these amounts have been inadvertently released to Government of Jharkhand instead of Government of Himachal Pradesh.

3. STATEMENT OF RECEIPTS - conclud.
(Consolidated Fund)

Description	Actuals	
	2014-15	2013-14
II. CAPITAL, PUBLIC DEBT AND OTHER RECEIPTS		
D.	<i>(Rupees in crore)</i>	
Capital Receipts		
Disinvestment proceeds	0.00	0.00
Others	0.00	0.00
Total D	0.00	0.00
E.	Public Debts Receipts	
E. 1	Internal Debt of the State Government	
	Market Loans	49,50.00
	Loans from the National Bank for Agricultural and Rural Development	7,90.00
	Loans from National Co-operative Development Corporation	7.93
	Loans from other Institutions	16.30
	Special Securities issued to National Small Savings Fund	7,72.68
	Ways and Means Advances	0.00
E. 2	Loans and Advances from the Central Government	
	Non Plan Loans	0.00
	Loans for State Plan Schemes	1,53.20
	Loans for Central Plan Schemes	0.00
	Loans for Centrally Sponsored Plan Schemes	0.00
Total E	66,90.11	47,02.90
F.	Loans and Advances by State Government (Recoveries) [1]	
	33.06	23.32
G.	Inter-State Settlements	
	0.00	0.00
Total Receipts in Consolidated Fund (A+B+C+D+E+F+G)	3,82,87.73	3,08,63.02

^[1] Details are in Statement no. 7 in Volume I and Statement no. 18 in Volume II.

4. STATEMENT OF EXPENDITURE
(Consolidated Fund)

Description	Revenue	Capital	Loans and Advances	Total
A. EXPENDITURE BY FUNCTION				
A General Services				<i>(Rupees in crore)</i>
A.1 Organs of State				
Parliament/ State/ Union Territory Legislatures	50.41	0.00	0.00	50.41
President, Vice President/ Governor/ Administrator of Union Territories	6.34	0.00	0.00	6.34
Council of Ministers	5.30	0.00	0.00	5.30
Administration of Justice	2,63.13	0.00	0.00	2,63.13
Elections	2,18.46	0.00	0.00	2,18.46
A.2 Fiscal Services				
Land Revenue	1,79.18	0.00	0.00	1,79.18
Stamps and Registration	16.86	0.00	0.00	16.86
State Excise	14.22	0.00	0.00	14.22
Taxes on Sales, Trade etc.	47.29	0.00	0.00	47.29
Taxes on Vehicles	6.82	0.00	0.00	6.82
Other Taxes and Duties on Commodities and Services	0.95	0.00	0.00	0.95
Other Fiscal Services	2.18	10.43	0.00	12.61
Interest Payments	29,29.15	0.00	0.00	29,29.15
A.3 Administrative Services				
Public Service Commission	6.48	0.00	0.00	6.48
Secretariat-General Services	1,26.92	0.00	0.00	1,26.92
District Administration	3,36.70	0.00	0.00	3,36.70
Treasury and Accounts Administration	10.57	0.00	0.00	10.57
Police	25,99.66	1,53.80	0.00	27,53.46
Jails	1,12.36	0.00	0.00	1,12.36
Stationery and Printing	1.46	0.00	0.00	1.46
Public Works	93.72	1,58.86	0.00	2,52.58
Other Administrative Services	1,29.97	3.24	0.00	1,33.21

4. STATEMENT OF EXPENDITURE - contd.
(Consolidated Fund)

Description	Revenue	Capital	Loans and Advances	Total	
A. EXPENDITURE BY FUNCTION - contd.					
A	General Services- conclud.			<i>(Rupees in crore)</i>	
A.4	Pensions and Miscellaneous General Services				
	Pensions and Other Retirement benefits	34,62.53	0.00	0.00	34,62.53
	Miscellaneous General Services	2.79	0.00	0.00	2.79
	Total General Services	1,06,23.45	3,26.33	0.00	1,09,49.78
B	Social Services				
B.1	Education, Sports, Art and Culture				
	General Education	55,25.20	82.97	0.00	56,08.17
	Technical Education	1,66.77	0.00	0.00	1,66.77
	Sports and Youth Services	22.62	0.00	0.00	22.62
	Art and Culture	29.94	0.00	0.00	29.94
B.2	Health and Family Welfare				
	Medical and Public Health	12,77.20	2,60.97	0.00	15,38.17
	Family Welfare	80.81	0.00	0.00	80.81
B.3	Water Supply, Sanitation, Housing and Urban Development				
	Water Supply and Sanitation	8,22.51	1,39.22	0.00	9,61.73
	Housing	20.38	49.69	6.00	76.07
	Urban Development	8,96.58	0.00	13.99	9,10.57
B.4	Information and Broadcasting				
	Information and Publicity	65.95	0.45	0.00	66.40
B.5	Welfare of Scheduled Caste, Scheduled Tribes and Other Backward Classes				
	Welfare of Scheduled Caste, Scheduled Tribes and Other Backward Classes	8,59.77	1,72.72	0.00	10,32.49

4. STATEMENT OF EXPENDITURE - contd.
(Consolidated Fund)

Description	Revenue	Capital	Loans and Advances	Total
A. EXPENDITURE BY FUNCTION - contd.				
B Social Services - conclud.				<i>(Rupees in crore)</i>
B.6 Labour and Labour Welfare				
Labour and Employment	91.26	0.00	0.00	91.26
B.7 Social Welfare and Nutrition				
Social Security and Welfare	13,13.89	1,60.02	0.00	14,73.91
Nutrition	4,28.60	0.00	0.00	4,28.60
Relief on Account of Natural Calamities	2,91.88	0.00	0.00	2,91.88
B.8 Others				
Other Social Services	0.42	43.47	0.00	43.89
Secretariat-Social Services	21.56	0.00	0.00	21.56
Total Social Services	1,19,15.34	9,09.51	19.99	1,28,44.84
C Economic Services				
C.1 Agriculture and Allied Activities				
Crop Husbandry	3,06.43	8.41	0.00	3,14.84
Soil and Water Conservation	16.82	34.87	0.00	51.69
Animal Husbandry	1,20.30	8.40	0.00	1,28.70
Dairy Development	74.80	12.90	0.00	87.70
Fisheries	29.03	9.76	0.00	38.79
Forestry and Wild life	3,73.35	3.00	0.00	3,76.35
Food Storage and Warehousing	0.00	12.40	0.00	12.40
Agricultural Research and Education	73.46	0.00	0.00	73.46
Co-operation	94.02	3.56	4.30	1,01.88
Other Agricultural Programmes	1.82	0.00	0.00	1.82
C.2 Rural Development				
Special Programmes for Rural Development	1,03.93	0.00	0.00	1,03.93
Rural Employment	14,50.50	0.00	0.00	14,50.50
Other Rural Development Programmes	19,46.88	13,60.22	3.51	33,10.61

4. STATEMENT OF EXPENDITURE - contd.
(Consolidated Fund)

Description	Revenue	Capital	Loans and Advances	Total
A. EXPENDITURE BY FUNCTION - contd.				
C Economic Services - conclud.				<i>(Rupees in crore)</i>
C.3 Irrigation and Flood Control				
Major Irrigation	1,29.81	69.22	0.00	1,99.03
Medium Irrigation	1,24.27	1,39.87	0.00	2,64.14
Minor Irrigation	75.72	1,40.62	0.00	2,16.34
Command Area Development	0.28	0.00	0.00	0.28
Flood Control and Drainage	0.00	29.23	0.00	29.23
C.4 Energy				
Power	22,93.92	0.00	7,79.04	30,72.96
New and Renewable Energy	50.00	0.00	0.00	50.00
C.5 Industry and Minerals				
Village and Small Industries	1,44.65	0.00	0.00	1,44.65
Industries	72.47	0.00	0.00	72.47
Non-Ferrous Mining and Metallurgical Industries	20.10	0.16	0.00	20.26
Other Outlays on Industries and Minerals	0.00	1.00	0.00	1.00
C.6 Transport				
Civil Aviation	0.45	21.73	0.00	22.18
Roads and Bridges	3,68.16	24,35.99	0.00	28,04.15
Road Transport	0.98	2.23	0.00	3.21
Other Transport Services	4,66.18	0.00	0.00	4,66.18
C.7 General Economic Services				
Secretariat-Economic Services	37.84	0.00	0.00	37.84
Tourism	7.32	13.53	0.00	20.85
Census Surveys and Statistics	29.66	0.00	0.00	29.66
Civil Supplies	8,39.39	0.00	0.00	8,39.39
Other General Economic Services	3.57	0.00	0.00	3.57
Total Economic Services	92,56.11	43,07.10	7,86.85	1,43,37.66

4 STATEMENT OF EXPENDITURE - contd.
(Consolidated Fund)

Description	Revenue	Capital	Loans and Advances	Total
A. EXPENDITURE BY FUNCTION - conclud.				
<i>(Rupees in crore)</i>				
D Loans, Grants-in-aid and Contributions				
Compensation and Assignments to Local Bodies and Panchayati Raj Institutions	0.00	0.00	0.00	0.00
E. Loans to Government Servants etc.				
Loans to Government Servants etc.	0.00	0.00	16.94	16.94
F. Public Debt				
Internal Debt of the State Government	0.00	17,21.71	0.00	17,21.71
Loans and Advances from the Central Government	0.00	1,58.17	0.00	1,58.17
G. Inter State Settlement				
Inter State Settlement	0.00	0.00	0.00	0.00
Total Loans, Grants-in-aid and Contributions	0.00	18,79.88	16.94	18,96.82
Total Consolidated Fund Expenditure	3,17,94.90	74,22.82	8,23.78	4,00,41.50

4. STATEMENT OF EXPENDITURE - contd.
(Consolidated Fund)

Object of Expenditure	2012-13			2013-14			2014-15		
	Revenue	Capital	Total	Revenue	Capital	Total	Revenue	Capital	Total
1	2	3	4	5	6	7	8	9	10
B. EXPENDITURE BY NATURE									
<i>(Rupees in crore)</i>									
1. Salaries	64,46.02	43.56	64,89.58	69,34.16	22.65	69,56.81	73,81.55	35.55	74,17.10
2. Grants-in-aid (Non-Salary) (a)	39,77.26	1,85.98	41,63.24	42,73.80	0.64	42,74.44	69,11.15	0.00	69,11.15
3. Major works (State Plan)	49.47	27,58.53	28,08.00	53.13	38,42.95	38,96.08	15.97	50,67.79	50,83.76
4. Grants-in-aid for Capital assets (a)	11,74.38	2,52.87	14,27.25	6,91.94	2,42.32	9,34.26	35,93.79	0.00	35,93.79
5. Pensionary Charges (#)	30,31.19	0.00	30,31.19	35,34.31	0.00	35,34.31	34,62.53	0.00	34,62.53
6. Interest Payments	23,91.25	0.00	23,91.25	26,14.43	0.00	26,14.43	29,29.15	0.00	29,29.15
7. Grants-in-aid (Salary)	13,46.17	13.66	13,59.83	12,07.44	5.71	12,13.15	18,93.62	5.37	18,98.99
8. Repayment of borrowings	0.00	21,83.06	21,83.06	0.00	19,96.92	19,96.92	0.00	18,79.88	18,79.88
9. Supplies and Materials	11,42.14	67.62	12,09.76	10,62.31	21.88	10,84.19	14,25.15	33.39	14,58.54
10. Loans and Advances	0.00	6,00.81	6,00.81	0.00	2,21.91	2,21.91	0.00	8,23.78	8,23.78
11. Other expenditure	1,96.04	6,89.20	8,85.24	2,63.69	5,63.05	8,26.74	5,10.24	2,58.95	7,69.19
12. Scholarships/ stipend	2,24.11	30.57	2,54.68	2,43.72	12.63	2,56.35	5,39.81	34.04	5,73.85
13. Lumpsum	76.38	6.60	82.98	4.05	18.17	22.22	3,94.19	70.03	4,64.22
14. Maintenance and repair	3,57.50	51.33	4,08.83	2,63.36	61.24	3,24.60	3,54.78	80.91	4,35.69
15. Cash relief	2,33.44	12.31	2,45.75	2,83.83	11.25	2,95.08	3,09.09	6.96	3,16.05
16. Minor Works	1,82.85	1,29.73	3,12.58	1,43.44	1,15.08	2,58.52	18.72	2,49.50	2,68.22
17. Honorarium	2,91.31	0.00	2,91.31	2,84.54	0.00	2,84.54	2,66.30	0.00	2,66.30
18. Subsidies	2,69.62	0.00	2,69.62	1,87.40	0.00	1,87.40	2,45.69	0.00	2,45.69
19. Office expenses	74.06	0.41	74.47	89.47	0.36	89.83	2,37.87	0.40	2,38.27
20. Contributions	32.79	8.50	41.29	1,48.36	12.50	1,60.86	1,90.46	12.31	2,02.77
21. Wages	91.32	0.00	91.32	84.53	0.00	84.53	1,80.57	0.00	1,80.57
22. Travelling Expenses	83.91	0.33	84.24	83.93	0.29	84.22	1,46.39	0.18	1,46.57
23. Professional Services	61.14	0.58	61.72	66.20	0.70	66.90	1,30.18	0.83	1,31.01
24. Machinery and Equipment	34.42	33.97	68.39	41.10	26.93	68.03	94.75	1.51	96.26
25. Medical Store Supply	21.22	11.33	32.55	25.07	0.00	25.07	87.71	0.00	87.71
26. Motor-vehicle	53.40	0.31	53.71	74.48	0.40	74.88	77.78	0.00	77.78
27. Contractual Allowances	1,12.50	0.10	1,12.60	56.42	0.14	56.56	59.71	0.14	59.85
28. Electricity Expenditure	1,51.20	0.02	1,51.22	2,46.27	0.03	2,46.30	56.67	0.03	56.70
29. Uniform	26.41	0.05	26.46	28.10	0.05	28.15	51.93	0.04	51.97
30. Cost of Ration	0.00	0.00	0.00	35.16	0.00	35.16	47.95	0.00	47.95
31. Advertising and Publicity	28.10	0.00	28.10	31.44	0.00	31.44	41.25	0.19	41.44
32. Training Allowance	15.36	0.43	15.79	9.22	1.69	10.91	29.14	5.21	34.35
33. Approval Amount	3,49.67	0.00	3,49.67	22.98	0.00	22.98	22.51	0.00	22.51
34. Other Administrative expenses	16.60	0.00	16.60	15.65	0.19	15.84	16.37	0.23	16.60
35. Seminar, Exhibition and Publicity	13.69	0.10	13.79	10.49	0.51	11.00	12.99	0.16	13.15

(a) Grants-in-Aid does not include expenditure in "Sarva Sikha Abhiyan", "Mid-Day Meal", "Indira Awas Yojana" and "MNERGA" since expenditure was not classified as "Grants-in-Aid" during 2011-12 and 2012-13.

(#) Includes ₹ 1,00.00 crore and ₹ 50.00 crore paid as pensionary liabilities to Bihar under major head "7810 Inter State Settlement" during 2012-13 and 2013-14 respectively.

4. STATEMENT OF EXPENDITURE - conclud.
(Consolidated Fund)

Object of Expenditure	2012-13			2013-14			2014-15		
	Revenue	Capital	Total	Revenue	Capital	Total	Revenue	Capital	Total
1	2	3	4	5	6	7	8	9	10
B. EXPENDITURE BY NATURE - conclud.									
<i>(Rupees in crore)</i>									
36. Central Share	3,44.98	0.00	3,44.98	2,19.90	0.00	2,19.90	0.00	0.00	0.00
37. State Contribution (b)	3,96.69	31.90	4,28.59	73.29	0.00	73.29	0.00	0.00	0.00
38. State share of Central Sponsored Scheme	0.00	0.00	0.00	25.11	0.00	25.11	0.00	0.00	0.00
39. Information, communication and Transmission (ITC) Services	0.00	0.00	0.00	20.35	0.62	20.97	0.00	0.00	0.00
40. Expenditure on training	17.89	0.23	18.12	19.93	0.76	20.69	0.00	0.00	0.00
41. Share of taxes/ duties/ Rent, Rates, Taxes	11.39	0.04	11.43	12.19	0.23	12.42	0.00	0.00	0.00
42. Purchase of new motor-vehicle	13.21	2.90	16.11	0.00	0.00	0.00	0.00	0.00	0.00
43. Others (Includes expenditure less than ₹ 10 crore under each object head)	60.79	11.97	72.76	7.99	10.62	18.61	91.56	3.82	95.38
Gross Expenditure	2,33,99.87	71,29.00	3,05,28.87	2,34,93.18	71,92.42	3,06,85.60	3,18,27.52	85,71.20	4,03,98.72
Deduct - Recoveries	0.00	26.70	26.70	21.29	2,01.09	2,22.38	32.62	3,24.60	3,57.22
Net Expenditure	2,33,99.87	71,02.30	3,05,02.17	2,34,71.89	69,91.33	3,04,63.22	3,17,94.90	82,46.60	4,00,41.50

(b) State contribution includes expenditure on "Mid-Day Meal Programme".

5. STATEMENT OF PROGRESSIVE CAPITAL EXPENDITURE

Major Head	Description	Expenditure during 2013-14	Progressive expenditure ending 2013-14	Expenditure during 2014-15	Progressive expenditure ending 2014-15	<i>Per cent of Increase (+) / Decrease (-) during the year</i>
1	2	3	4	5	6	7
<i>(Rupees in crore)</i>						
A -	Capital Account of General Services					
4047	Capital Outlay on Other Fiscal Services	0.00	5.00	10.43	15.43	100.00
4055-	Capital Outlay on Police	72.70	6,78.00	1,53.80	8,31.80	111.55
4059-	Capital Outlay on Public Works	92.03	4,97.83	1,58.86	6,56.69	72.62
4070-	Capital Outlay on other Administrative Services	3.36	78.56	3.24	81.80	(-)3.57
	Total – A Capital Account of General Services	1,68.09	12,59.39	3,26.33	15,85.72	94.14
B -	Capital Account of Social Services					
(a)	Capital Account of Education, Sports, Art and Culture					
4202-	Capital Outlay on Education, Sports, Art and Culture	1,45.21	14,65.24	82.97	15,48.21	(-)42.86
	Total (a) Capital Account of Education, Sports, Art and Culture	1,45.21	14,65.24	82.97	15,48.21	(-)42.86
(b)	Capital Account of Health and Family Welfare					
4210-	Capital Outlay on Medical and Family Welfare	1,66.18	12,44.39	2,60.97	15,05.36	57.04
	Total (b) Capital Account of Health and Family Welfare	1,66.18	12,44.39	2,60.97	15,05.36	57.04

5. STATEMENT OF PROGRESSIVE CAPITAL EXPENDITURE - contd.

Major Head	Description	Expenditure during	Progressive expenditure ending	Expenditure during	Progressive expenditure ending	Per cent of Increase (+) / Decrease (-) during the year
		2013-14	2013-14	2014-15	2014-15	
1	2	3	4	5	6	7
<i>(Rupees in crore)</i>						
B -	Capital Account of Social Services – contd.					
(c)	Capital Account of Water Supply, Sanitation, Housing and Urban Development					
4215-	Capital Outlay on Water Supply and Sanitation	3,21.02	26,90.43	1,39.22	28,29.65	(-)56.63
4216-	Capital Outlay on Housing	20.91	1,89.07	49.69	2,38.76	137.64
4217-	Capital Outlay on Urban Development	0.14	12,59.95	0.00	12,59.95	(-)100.00
	Total (c) Capital Account of Water Supply, Sanitation, Housing and Urban Development	3,42.07	41,39.45	1,88.91	43,28.36	(-)44.77
(d)	Capital Account of Information and Publicity					
4220	Capital Outlay on Information and Publicity	0.00	0.00	0.45	0.45	100.00
	Total (d) Capital Account of Information and Publicity	0.00	0.00	0.45	0.45	100.00
(e)	Capital Account of Welfare of Scheduled Castes, Scheduled Tribes and other Backward Classes					
4225-	Capital Outlay on Welfare of Scheduled Castes, Scheduled Tribes and other Backward Classes	1,68.03	11,32.24	1,72.72	13,04.96	2.79
	Total (e) Capital Account of Welfare of Scheduled Castes, Scheduled Tribes and other Backward Classes	1,68.03	11,32.24	1,72.72	13,04.96	2.79

5. STATEMENT OF PROGRESSIVE CAPITAL EXPENDITURE - contd.

Major Head	Description	Expenditure during	Progressive expenditure ending	Expenditure during	Progressive expenditure ending	Per cent of Increase (+) / Decrease (-) during the year
		2013-14	2013-14	2014-15	2014-15	
1	2	3	4	5	6	7
<i>(Rupees in crore)</i>						
B -	Capital Account of Social Services – conclud.					
(g)	Capital Account of Social Welfare and Nutrition					
4235-	Capital Outlay on Social Security and Welfare	1,02.63	2,13.00	1,60.02	3,73.02	55.92
	Total (g) Capital Account of Social Welfare and Nutrition	1,02.63	2,13.00	1,60.02	3,73.02	55.92
(h)	Capital Account of Other Social Welfare Services					
4250	Capital Outlay on other Social Welfare Services	0.00	0.00	43.47	43.47	100.00
	Total (h) Capital Account of Other Social Welfare Services	0.00	0.00	43.47	43.47	100.00
	Total-B- Capital Account of Social Services	9,24.12	81,94.32	9,09.51	91,03.83	(-1.58)

5. STATEMENT OF PROGRESSIVE CAPITAL EXPENDITURE - contd.

Major Head	Description	Expenditure during	Progressive expenditure ending	Expenditure during	Progressive expenditure ending	Per cent of Increase (+) / Decrease (-) during the year
		2013-14	2013-14	2014-15	2014-15	
1	2	3	4	5	6	7
<i>(Rupees in crore)</i>						
C-	Capital Accounts of Economic Services					
(a)	Capital Account of Agriculture and Allied Activities					
4401-	Capital Outlay on Crop Husbandry	1.50	36.66	8.41	45.07	460.67
4402	Capital Outlay on Soil and Water Conservation	0.00	0.00	34.87	34.87	100.00
4403	Capital Outlay on Animal Husbandry	0.00	0.00	8.39	8.39	100.00
4404	Capital Outlay on Dairy Development	10.00	10.00	12.90	22.90	29.00
4405-	Capital Outlay on Fisheries	3.76	38.09	9.77	47.86	159.84
4406-	Capital Outlay on Forestry and Wild Life	0.00	26.30	3.00	29.30	100.00
4408-	Capital Outlay on Food Storage and Warehousing	0.00	0.00	12.40	12.40	100.00
4425-	Capital Outlay on Co-operation	0.00	48.93	3.56	52.49	100.00
	Total (a) Capital Account of Agriculture and Allied Activities	15.26	1,59.98	93.30	2,53.28	511.40

5. STATEMENT OF PROGRESSIVE CAPITAL EXPENDITURE - contd.

Major Head	Description	Expenditure during	Progressive expenditure ending	Expenditure during	Progressive expenditure ending	Per cent of Increase (+) / Decrease (-) during the year
		2013-14	2013-14	2014-15	2014-15	
1	2	3	4	5	6	7
<i>(Rupees in crore)</i>						
C-	Capital Accounts of Economic Services – contd.					
(b)	Capital Account of Rural Development					
4515-	Capital Outlay on other Rural Development Programmes	11,48.93	78,82.68	13,60.22	92,42.90	18.39
	Total (b) Capital Account of Rural Development	11,48.93	78,82.68	13,60.22	92,42.90	18.39
(d)	Capital Account of Irrigation and Flood Control					
4700-	Capital Outlay on Major Irrigation	1,72.24	13,60.69	69.22	14,29.91	(-)59.81
4701-	Capital Outlay on Medium Irrigation	1,46.71	19,60.50	1,39.87	21,00.37	(-)4.66
4702-	Capital Outlay on Minor Irrigation	1,26.05	10,65.82	1,40.62	12,06.44	11.56
4711-	Capital Outlay on Flood Control Projects	9.01	67.80	29.23	97.03	224.42
	Total (d) Capital Account of Irrigation and Flood Control	4,54.01	44,54.81	3,78.94	48,33.75	(-)16.53
(e)	Capital Account of Energy					
4801-	Capital Outlay on Power Projects	0.00	2,03.23	0.00	2,03.23	0.00
	Total (e) Capital Account of Energy	0.00	2,03.23	0.00	2,03.23	0.00

5. STATEMENT OF PROGRESSIVE CAPITAL EXPENDITURE - contd.

Major Head	Description	Expenditure during	Progressive expenditure ending	Expenditure during	Progressive expenditure ending	Per cent of Increase (+) / Decrease (-) during the year
		2013-14	2013-14	2014-15	2014-15	
1	2	3	4	5	6	7
<i>(Rupees in crore)</i>						
C-	Capital Accounts of Economic Services – conclud.					
(f)	Capital Account of Industry and Minerals					
4853-	Capital Outlay on Non-ferrous Mining and Metallurgical Industries	0.00	7.22	0.16	7.38	100.00
4885-	Other Capital Outlay on Industries and Minerals	2.00	7.00	1.00	8.00	(-)50.00
	Total (f) Capital Account of Industry and Minerals	2.00	14.22	1.16	15.38	(-)42.00
(g)	Capital Account of Transport					
5053-	Capital Outlay on Civil Aviation	1,10.00	1,10.00	21.73	1,31.73	100.00
5054-	Capital Outlay on Roads and Bridges	18,77.26	72,66.16	24,35.99	97,02.15	29.76
5055-	Capital Outlay on Road Transport	7.39	56.15	2.23	58.38	(-)69.82
5075	Capital Outlay on other Transport Services	0.00	6,20.83	0.00	6,20.83	0.00
	Total (g) Capital Account of Transport	19,94.65	80,53.14	24,59.95	1,05,13.09	23.33
(j)	Capital Account of General Economic Services					
5452-	Capital Outlay on Tourism	15.44	2,04.30	13.53	2,17.83	(-)12.37
5475-	Capital Outlay on other General Economic Services	0.00	45.78	0.00	45.78	0.00
	Total (j) Capital Account of General Economic Services	15.44	2,50.08	13.53	2,63.61	(-)12.37
	Total - C- Capital Accounts of Economic Services	36,30.29	2,10,18.14	43,07.10	2,53,25.24	18.64
	Grand Total	47,22.50	3,04,71.85	55,42.94	3,60,14.79	17.37

5. STATEMENT OF PROGRESSIVE CAPITAL EXPENDITURE - conclud.

EXPLANATORY NOTES

- 1 A detailed statement of capital outlay is given in Statement No. 16.
- 2 The details of Government Investment in Statutory Corporations, Government Companies, Joint Stock Companies, Co-operative Banks and Societies are given in Statement No. 19.
- 3 Allocation of capital expenditure of composite State of Bihar upto 14.11.2000 has not been done between the Successor States, Bihar and Jharkhand.
- 4 Government investments in Statutory Corporations, Government Companies, Joint Stock Companies, Co-operative Banks and Societies of Composite Bihar have not been allocated between the successor States, Bihar and Jharkhand.
- 5 Investments of Government- During 2014-15 Government invested ₹ 15.03 crore in Government Companies, Co-operative Banks, Societies and Rural Banks. The total investment of Government in the Share Capital of different concerns at the end of 2012-13, 2013-14 and 2014-15 were ₹ 1,82.07 crore, ₹ 2,26.22 crore^[1] and ₹ 2,41.25 2014-15 crore respectively, vide details given in Statement No. 19.
- 6 The information about dividend received during the three years as above is as below :-

Year	Dividend/interest received (Rupees in crore)
2012-13	0.00
2013-14	18.00
2014-15	0.00

- 6 (A) Summary of the financial results of the working of departmentally managed Government undertakings as disclosed by the latest available proforma accounts :

Name of the Undertaking / Scheme	Major Head under which accounted for	Year of account	Capital employed	Profit (+) / Loss (-)	Percentage of profit or loss to capital employed
			<i>(Rupees in crore)</i>		
1	2	3	4	5	6

There is no departmentally managed Government undertaking in Jharkhand.

- 6 (B) Arrears in preparation of proforma accounts in respect of other undertakings/schemes are given below :

Name of the Schemes	Major Head under which accounted for	Year from which accounts are due
1	2	3

There is no departmentally managed Government undertaking in Jharkhand.

[1] ₹ 31.25 crore has been included in Statement no. 19 after reconciliation of investment with detailed accounts.

6. STATEMENT OF BORROWINGS AND OTHER LIABILITIES

(i) Statement of Public Debt and Other Liabilities ^[1]

Nature of Borrowings	Balance as on 1 April 2014	Receipt during the year	Repayments during the year	Balance as on 31 March 2015	Net Increase (+)/ Decrease (-)		As a Per cent of Total Liabilities
	<i>(Rupees in crore)</i>				<i>Amount</i>	<i>Per cent</i>	
A - Public Debt							
6003 Internal Debt of the State Government	2,79,40.16	65,36.91	17,21.71	3,27,55.36	48,15.20	17.23	75.18
Market Loans	1,43,11.11	49,50.00	4,61.65	1,87,99.46	44,88.35	31.36	43.15
WMA ^[2] from the RBI	0.00	0.00	0.00	0.00	0.00	0.00	0.00
Bonds	4,27.88	0.00	2,11.64	2,16.24	(-)2,11.64	(-)49.46	0.50
Loans from Financial Institutions	35,10.87	8,14.23	6,10.25	37,14.85	2,03.98	5.81	8.53
Special Securities issued to National Small Savings Fund	96,54.51	7,72.68	4,38.17	99,89.02	3,34.51	3.46	22.93
Other Loans	35.79	0.00	0.00	35.79	0.00	0.00	0.08
6004 Loans and Advances from the Central Government	20,91.95	1,53.21	1,58.17	20,86.99	(-)4.96	(-)0.24	4.79
01 Non Plan Loans	4.09	0.00	2.29	1.80	(-)2.29	(-)55.99	0.00
02 Loans for State/ Union Territory Plan Schemes	20,87.86	1,53.21	1,55.88	20,85.19	(-)2.67	(-)0.13	4.79
Total A - Public Debt	3,00,32.11	66,90.12	18,79.88	3,48,42.35	48,10.24	16.02	79.97

^[1] For details please refer to statement No. 17 in Volume II.

^[2] WMA: Ways and Means Advances.

6. STATEMENT OF BORROWINGS AND OTHER LIABILITIES - contd.

(i) Statement of Public Debt and Other Liabilities ^[1]

Nature of Borrowings	Balance as on 1 April 2014	Receipt during the year	Repayments during the year	Balance as on 31 March 2015	Net Increase (+)/ Decrease (-)		As a <i>Per cent</i> of Total Liabilities
	<i>(Rupees in crore)</i>				Amount	Per cent	
B - Other liabilities							
Public Accounts							
Small Savings, Provident Funds etc.	15,58.59	8,42.56	10,45.13	13,56.02	(-)2,02.57	(-)13.00	3.11
Reserve funds bearing Interest	5,91.56 (\$)	3,07.85	32.62	8,66.79	2,75.23	46.53	1.99
Reserve funds not bearing Interest (*)	0.00	0.00	0.00	0.00	0.00	0.00	0.00
Deposits bearing Interest	18.56	1,68.77	1,71.47	15.86	(-)2.70	(-)14.55	0.04
Deposits not bearing Interest	53,93.02	1,17,99.27	1,07,04.22	64,88.07	10,95.05	20.30	14.89
Total B - Other liabilities	75,61.73	1,31,18.45	1,19,53.44	87,26.74	11,65.01	15.41	20.03
Total Public Debt and Other liabilities	3,75,93.84	1,98,08.57	1,38,33.32	4,35,69.09	59,75.25	15.89	100.00

[1] For details on amortisation arrangements, service of debt etc. explanatory notes to this statement at pages 29 & 30 may be seen.

(*) The figure represents net liabilities under this head after setting off investment out of the Reserve Fund.

(\$) Decreased by ₹ 0.01 crore due to rounding off.

Explanatory Notes to Statement 6 - contd.

1 Amortisation arrangements :-

- (i) **Open market Loan:-** The State Government has raised 64 State Development/ Stocks Loans/ Stocks upto 2014-2015 (Balance on 31 March 2015 was ₹ 1,87,99.46 crore).
- (ii) No arrangement has been made for amortization of other bonds and loans.
- (iii) The State Government has also not created Guarantee Redemption Fund during the year 2014-15.
- (iv) The State Government has not created Sinking Fund for amortization of any kind of loans.

2 Loans from Small Saving Fund :- Loans out of the collection in the 'Small Savings Schemes' and 'Public Provident Fund' in the Post offices are being shared between the State Government and the Central Government in the ratio of 3:1. A separate fund viz. 'National Small Savings Fund' was created in 1999-2000 for the purpose of release of loans out of Small Savings collections. The loans received during 2014-15 amounted to ₹ 7,72.68 crore and ₹ 4,38.17 crore was repaid during the year. The balance outstanding at the end of the year was ₹ 99,89.01 crore which was 28.67 *per cent* of the total Public Debt of the State Government as on 31 March 2015.

3 Loans and Advances from GOI, Market Loans, etc. :-

- (a) **Loans and Advances from GOI :-** ₹ 1,53.21 crore was received from Government of India as loans and the State Government repaid ₹ 1,58.17 crore. Interest of ₹ 1,31.94 crore was also paid by the State Government on loans received from Government of India. All the loans received from Central Government during the current financial year have been duly accounted for and there is no arrear towards repayment of Principal and payment of interest. The particulars of outstanding loans are given in Statement No. 17.
- (b) **Market Loans :-** These are long-term loans (which have a currency of more than 12 months) raised in the open market by the State Government. During the year 5 (five) Jharkhand State Development Loans was raised which includes one Jharkhand State Development Loan of ₹ 7,50.00 crore bearing interest at the rate of 8.27 *per cent*, one Jharkhand State Development Loan of ₹ 15,00.00 crore bearing interest at the rate of 8.16 *per cent*, one Jharkhand State Development Loan of ₹ 12,00.00 crore bearing interest at the rate of 8.08 *per cent*, one Jharkhand State Development Loan of ₹ 10,00.00 crore bearing interest at the rate of 8.10 *per cent* and one Jharkhand State Development Loan of ₹ 5,00.00 crore bearing interest at the rate of 8.05 *per cent*. These loans are redeemable in December 2024, January 2025, January 2025, March 2025 and March 2025 respectively. Full particulars of outstanding loans are given in Statement No. 17.

Explanatory Notes to Statement 6 - conclud.

4 Service of debt :-

Interest on debt and other obligations – The outstanding gross debt and other obligations and the total net amount of interest charges met from revenue during 2013-14 and 2014-15 were as shown below:-

Nature of Transactions	2014-15	2013-14	Net Increase (+) / Decrease (-) during the year
	<i>(Rupees in crore)</i>		
(i) Gross debt and other obligations outstanding at the end of the year :-			
(a) Public Debt and Small Savings, Provident Funds etc.	3,70,81.02	3,22,00.82	48,80.20
(b) Other obligations	64,88.07	53,93.02	10,95.05
Total (i)	4,35,69.09	3,75,93.84	59,75.25
(ii) Interest paid by Government :-			
(a) On Public Debt and Small Savings, Provident Funds etc.	29,25.49	26,13.69	3,11.80
(b) On other obligations	3.66	0.75	2.91
Total (ii)	29,29.15	26,14.44	3,14.71
(iii) Deduct :-			
(a) Interest received on loans and advances given by Government	16.06	2.74	13.32
(b) Interest realised on investment of cash balances	1,26.98	66.74	60.24
Total (iii)	1,43.04	69.48	73.56
(iv) Net interest charges	27,86.11	25,44.96	2,41.15
(v) Percentage of gross interest (item (ii)) to total Revenue Receipts	9.28	10.00	(-)0.72
(vi) Percentage of net interest (item (iv)) to total Revenue Receipts	8.83	9.74	(-)0.91

The Government has received dividend of ₹18.00 crore during the year 2013-14 from investment and no dividend received during 2014-15

7. STATEMENT OF LOANS AND ADVANCES GIVEN BY THE GOVERNMENT

Section: 1 Summary of Loans and Advances: Loanee Groupwise

Sectors/ Loanee Groups1	Balance as on 1 April 2014 (*)	Disbursements during the year	Recoveries during the year	Loans and Advances written off	Balance as on 31 March 2015	Net Increase/ Decrease during the year	Interest payment during the year
1	2	3	4	5	6	7	8
<i>(Rupees in crore)</i>							
Social Services							
(i) Panchayati Raj Institutions	0.75	0.00	0.00	0.00	0.75	0.00	0.00
(ii) Municipalities/ Municipal Councils/ Municipal Corporations	1,53.81	0.00	0.00	0.00	1,53.81	0.00	0.00
(iii) Urban Development Authorities	3,58.34	13.99	0.00	0.00	3,72.33	13.99	0.00
(iv) Housing Boards	15.92	6.00	0.00	0.00	21.92	6.00	0.00
(v) Co-operative Societies/ Co-operative Corporations/ Banks	10.58	0.00	0.00	0.00	10.58	0.00	0.00
(vi) Others	36.22	0.00	0.00	0.00	36.22	0.00	0.00
Total- Social Services	5,75.62	19.99	0.00	0.00	5,95.61	19.99	0.00
Economic Services							
(i) Panchayati Raj Institutions	5.62	3.51	0.58	0.00	8.55	2.93	0.00
(ii) Municipalities/ Municipal Councils/ Municipal Corporations	5.95	0.00	0.00	0.00	5.95	0.00	0.00
(iii) Statutory Corporations	72,15.36	7,79.04	0.00	0.00	79,94.40	7,79.04	0.00
(iv) Government Companies	1,15.59	0.00	0.01	0.00	1,15.58	(-)0.01	0.00

7. STATEMENT OF LOANS AND ADVANCES GIVEN BY THE GOVERNMENT - contd.

Section: 1 Summary of Loans and Advances: Loanee Groupwise

Sectors/ Loanee Groups ¹	Balance as on 1 April 2014 (*)	Disbursements during the year	Recoveries during the year	Loans and Advances written off	Balance as on 31 March 2015	Net Increase/ Decrease during the year	Interest payment during the year
1	2	3	4	5	6	7	8
<i>(Rupees in crore)</i>							
Economic Services - conclud.							
(v) Co-operative Societies/ Co-operatives Corporations/ Banks	46.70 (\$)	4.30	9.06	0.00	41.94	(-)4.76	0.00
Total - Economic Services	73,89.22	7,86.85	9.65	0.00	81,66.42	7,77.20	0.00
(i) Government Servants	(-)17.63	16.94	23.41	0.00	(-)24.10 (*)	(-)6.47	0.00
(ii) Loans for Miscellaneous purposes	(-)0.77			0.00	(-)0.77 (*)	0.00	0.00
Total - Loans for Miscellaneous purposes	(-)18.40	16.94	23.41	0.00	(-)24.87 (*)	(-)6.47	0.00
Total - Loans and Advances	79,46.44	8,23.78	33.06	0.00	87,37.16	7,90.72	5,16.22

¹ For details please refer to Statement no. 18 in volume II.

(*) Apportionment of balances of the composite State of Bihar as on 14.11.2000 between the successor States, Bihar and Jharkhand have not been done so far (August 2015)

(\$) Increased by ₹ 0.01 crore due to rounding off.

7. STATEMENT OF LOANS AND ADVANCES GIVEN BY THE GOVERNMENT - contd.

In the following cases loans have been sanctioned by the State Government as “Loan in Perpetuity”

Sl no.	Loanee entity	Year of sanction	Sanction order no.	Amount	Rate of Interest
--------	---------------	------------------	--------------------	--------	------------------

No such information available

Section: 2 Summary of Loans and Advances: Sector Groupwise

Sector	Balance on 1 April 2014	Disbursement during the year	Repayment during the year	Write off irrecoverable loans and advances	Balance on 31 March 2015	Net increase/decrease during the year	Interest Payment in arrears
1	2	3	4	5	6	7	8
							(₹ in crore)
Loans for Social Services	5,65.04	19.99	0.00	0.00	5,85.03	19.99	0.00
Loans for Economic Services	73,99.80	7,86.85	9.65	0.00	81,77.00	7,77.20	0.00
Loans for Government Servants	(-)18.40	16.94	23.41	0.00	(-)24.87	(-)6.47	0.00
Total	79,46.44	8,23.78	33.06	0.00	87,37.16	7,90.72	0.00

7. STATEMENT OF LOANS AND ADVANCES GIVEN BY THE GOVERNMENT - contd.

Section: 3 Summary of repayments in arrears from Loanee entities (@)

Loanee entity	Principal	Interest	Total	Earlier period to which arrears relate	Total loans outstanding against the entity as on 31 March 2015
1	2	3	4	5	6
(i) Loans for Social Services:-		<i>(₹ in crore)</i>			
Water Supply and Sanitation					
Adityapur Notified Area Committee	0.58	3.73	4.31	2005-06	0.00
Basukinath Notified Area Committee	0.15	2.37	2.52	2005-06	0.00
Bokaro Municipalities	0.63	5.94	6.57	2006-07	0.00
Bundu Notified Area Committee	0.26	2.99	3.25	2006-07	0.00
Chaibasa Municipalities	0.30	3.03	3.33	2006-07	0.00
Chakradharpur Municipalities	0.31	4.19	4.50	2006-07	0.00
ChhataTard Notified Area Committee	0.04	0.07	0.11	2006-07	0.00
Chakulia Notified Area Committee	0.23	2.64	2.87	2006-07	0.00
Chas Municipalities	1.25	3.28	4.53	2006-07	0.00
Chatra Municipalities	1.36	2.43	3.79	2006-07	0.00
Chattarpur Notified Area Committee	0.24	2.40	2.64	2006-07	0.00
Chirkunda Notified Area Committee	0.77	2.42	3.19	2006-07	0.00
Daltanganj Municipalities	1.62	6.41	8.03	2006-07	0.00
Deogher Municipalities	0.85	5.60	6.45	2006-07	0.00
Dhanbad Municipalities	0.67	6.20	6.87	2006-07	0.00
Dumka Municipalities	1.00	6.85	7.85	2006-07	0.00
Fusro Notified Area Committee	0.68	3.27	3.95	2006-07	0.00

(@) This section does not include the details of Loanee entity whose repayment of principal and interest is not yet due.

7. STATEMENT OF LOANS AND ADVANCES GIVEN BY THE GOVERNMENT - contd.

Section: 3 Summary of repayments in arrears from Loanee entities - contd.

Loanee entity	Principal	Interest	Total	Earlier period to which arrears relate	Total loans outstanding against the entity as on 31 March 2015
1	2	3	4	5	6
<i>(₹ in crore)</i>					
Garhwa Municipalities	0.37	4.35	4.72	2006-07	0.00
Giridih Municipalities	0.59	4.82	5.41	2006-07	0.00
Godda Municipalities	0.37	4.39	4.76	2006-07	0.00
Gumla Municipalities	0.42	6.31	6.73	2006-07	0.00
Hazaribagh Municipalities	0.63	8.09	8.72	2006-07	0.00
Hussainabad Notified Area Committee	0.39	4.12	4.51	2006-07	0.00
Jamshedpur Notified Area Committee	0.45	7.38	7.83	2006-07	0.00
Jamtara Notified Area Committee	0.32	2.87	3.19	2006-07	0.00
Jashidih Notified Area Committee	0.37	2.84	3.21	2006-07	0.00
Jharia Notified Area Committee	0.38	4.36	4.74	2006-07	0.00
Jhumri Tillaiya Municipalities	0.31	4.13	4.44	2006-07	0.00
Jugalalai Municipalities	0.34	4.49	4.83	2006-07	0.00
Katras Notified Area Committee	0.37	4.25	4.62	2006-07	0.00
Kharswa Notified Area Committee	0.21	3.94	4.15	2006-07	0.00
Khunti Notified Area Committee	0.45	3.99	4.44	2006-07	0.00
Koderma Notified Area Committee	0.52	3.89	4.41	2006-07	0.00

7. STATEMENT OF LOANS AND ADVANCES GIVEN BY THE GOVERNMENT - contd.

Section: 3 Summary of repayments in arrears from Loanee entities - contd.

Loanee entity	Principal	Interest	Total	Earlier period to which arrears relate	Total loans outstanding against the entity as on 31 March 2015
1	2	3	4	5	6
<i>(₹ in crore)</i>					
Latehar Notified Area Committee	0.54	3.67	4.21	2006-07	0.00
Lohardaga Municipalities	0.59	5.14	5.73	2006-07	0.00
Madhupur Municipalities	0.29	4.02	4.31	2006-07	0.00
Mango Notified Area Committee	0.87	5.38	6.25	2006-07	0.00
Medininager Municipalities	0.43	3.58	4.01	2006-07	0.00
Mihijam Notified Area Committee	0.49	3.71	4.20	2006-07	0.00
Pakur Municipalities	0.44	4.12	4.56	2006-07	0.00
R.R.D.A. Ranchi	0.08	4.28	4.36	2006-07	0.00
Rajmahal Notified Area Committee	0.26	3.46	3.72	2006-07	0.00
Ranchi Municipalities	3.22	16.51	19.73	2006-07	0.00
Sahebganj Municipalities	0.27	5.33	5.60	2006-07	0.00
Saraikella Municipalities	0.23	3.76	3.99	2006-07	0.00
Simdega Notified Area Committee	0.25	3.24	3.49	2006-07	0.00
Sindri Circle Municipalities	0.23	3.95	4.18	2006-07	0.00
Total Water Supply and sanitation	25.62	2,08.19	2,33.81		2,94.47

7. STATEMENT OF LOANS AND ADVANCES GIVEN BY THE GOVERNMENT - contd.

Section: 3 Summary of repayments in arrears from Loanee entities- contd.

Loanee entity	Principal	Interest	Total	Earlier period to which arrears relate	Total loans outstanding against the entity as on 31 March 2015
1	2	3	4	5	6
<i>(₹ in crore)</i>					
Housing					
Jharkhand State Housing Board	0.32	1.33	1.65	2006-07	0.00
Total Housing	0.32	1.33	1.65		22.87
Urban Development					
Adityapur Notified Area Committee	0.45	1.96	2.41	2006-07	0.00
Basukinath Notified Area Committee	0.34	1.21	1.55	2006-07	0.00
Bundu Notified Area Committee	0.27	0.19	0.46	2006-07	0.00
Chaibasa Municipalities	0.22	0.58	0.80	2006-07	0.00
Chakradharpur Municipalities	0.26	0.85	1.11	2006-07	0.00
Chakulia Notified Area Committee	0.22	0.05	0.27	2006-07	0.00
Chas Municipalities	0.23	0.80	1.03	2006-07	0.00
Chattarpur Notified Area Committee	0.04	0.19	0.23	2006-07	0.00
Chatra Municipalities	0.08	0.89	0.97	2006-07	0.00
Chirkunda Notified Area Committee	0.03	0.77	0.80	2006-07	0.00
Daltanganj Municipalities	1.62	1.12	2.74	2006-07	0.00
Deogher Municipalities	0.19	0.56	0.75	2006-07	0.00
Dhanbad Municipalities	2.56	10.04	12.60	2006-07	0.00

7. STATEMENT OF LOANS AND ADVANCES GIVEN BY THE GOVERNMENT - contd.

Section: 3 Summary of repayments in arrears from Loanee entities - contd.

Loanee entity	Principal	Interest	Total	Earlier period to which arrears relate	Total loans outstanding against the entity as on 31 March 2015
1	2	3	4	5	6
<i>(₹ in crore)</i>					
Dumka Municipalities	0.28	0.78	1.06	2006-07	0.00
Fusro Notified Area Committee	0.04	0.19	0.23	2006-07	0.00
Garhwa Municipalities	0.08	0.61	0.69	2006-07	0.00
Giridih Municipalities	0.16	0.77	0.93	2006-07	0.00
Godda Municipalities	0.06	0.50	0.56	2006-07	0.00
Gumla Municipalities	0.08	0.47	0.55	2006-07	0.00
Hazaribagh Municipalities	0.14	1.20	1.34	2006-07	0.00
Hussainabad Notified Area Committee	0.05	0.56	0.61	2006-07	0.00
Jamshedpur Notified Area Committee	0.44	0.56	1.00	2006-07	0.00
Jamtara Notified Area Committee	0.05	0.26	0.31	2006-07	0.00
Jashidih Notified Area Committee	0.03	0.14	0.17	2006-07	0.00
Jharia Notified Area Committee	0.21	0.68	0.89	2006-07	0.00
Jhumri Tillaiya Municipalities	0.11	0.55	0.66	2006-07	0.00
Jugasalai Municipalities	0.16	0.70	0.86	2006-07	0.00
Katras Notified Area Committee	0.03	0.16	0.19	2006-07	0.00
Kharswa Notified Area Committee	0.07	0.35	0.42	2006-07	0.00

7. STATEMENT OF LOANS AND ADVANCES GIVEN BY THE GOVERNMENT - contd.

Section: 3 Summary of repayments in arrears from Loanee entities - contd.

Loanee entity	Principal	Interest	Total	Earlier period to which arrears relate	Total loans outstanding against the entity as on 31 March 2015
1	2	3	4	5	6
<i>(₹ in crore)</i>					
Khunti Notified Area Committee	0.06	0.47	0.53	2006-07	0.00
Koderma Notified Area Committee	0.06	0.56	0.62	2006-07	0.00
Latehar Notified Area Committee	0.07	0.32	0.39	2006-07	0.00
Lohardaga Municipalities	0.29	0.92	1.21	2006-07	0.00
Madhupur Municipalities	0.07	0.72	0.79	2006-07	0.00
Mango Notified Area Committee	0.18	1.01	1.19	2006-07	0.00
Medininager Municipalities	0.06	0.28	0.34	2006-07	0.00
Mihijam Notified Area Committee	0.04	0.26	0.30	2006-07	0.00
Pakur Municipalities	0.13	1.04	1.17	2006-07	0.00
R.R.D.A. Ranchi	0.01	0.25	0.26	2006-07	0.00
Rajmahal Notified Area Committee	0.03	0.19	0.22	2006-07	0.00
Ranchi Municipalities	0.82	5.40	6.22	2006-07	0.00
Sahebganj Municipalities	0.05	0.70	0.75	2006-07	0.00
Saraikella Municipalities	0.06	0.58	0.64	2006-07	0.00
Simdega Notified Area Committee	0.12	0.69	0.81	2006-07	0.00
Sindri Circle Municipalities	0.05	0.97	1.02	2006-07	0.00
Total Urban Development	10.60	42.05	52.65		2,68.08

7. STATEMENT OF LOANS AND ADVANCES GIVEN BY THE GOVERNMENT - contd.

Section: 3 Summary of repayments in arrears from Loanee entities - contd.

Loanee entity	Principal	Interest	Total	Earlier period to which arrears relate	Total loans outstanding against the entity as on 31 March 2015
1	2	3	4	5	6
<i>(₹ in crore)</i>					
Co-operatives					
Registrar of Co-operative Societies	2.32	4.06	6.38	2006-07	52.08
Total Co-operatives	2.32	4.06	6.38		52.08
(ii) Loans for Economic Services:-					
Rural Development					
Bokaro District Council	0.18	1.17	1.35	2006-07	0.00
Chatra District Council	0.08	1.31	1.39	2006-07	0.00
Deoghar District Council	0.06	1.32	1.38	2006-07	0.00
Dhanbad District Council	0.17	0.78	0.95	2006-07	0.00
Dumka District Council	0.27	1.13	1.40	2006-07	0.00
Garhwa District Council	0.12	0.67	0.79	2006-07	0.00
Giridih District Council	0.14	1.02	1.16	2006-07	0.00
Godda District Council	0.05	1.08	1.13	2006-07	0.00
Gumla District Council	0.05	0.73	0.78	2006-07	0.00
Chaibasa District Council	0.15	0.66	0.81	2011-12	0.00
Hazaribagh District Council	0.18	0.89	1.07	2011-12	0.00
Jamshedpur District Council	0.27	1.45	1.72	2011-12	0.00

7. STATEMENT OF LOANS AND ADVANCES GIVEN BY THE GOVERNMENT - conclud.

Section: 3 Summary of repayments in arrears from Loanee entities - conclud.

Loanee entity	Principal	Interest	Total	Earlier period to which arrears relate	Total loans outstanding against the entity as on 31 March 2015
1	2	3	4	5	6
		<i>(₹ in crore)</i>			
Koderma District Council	0.14	1.37	1.51	2011-12	0.00
Latehar District Council	0.23	0.68	0.91	2011-12	0.00
Lohardaga District Council	0.15	0.69	0.84	2011-12	0.00
Pakur District Council	0.14	0.14	0.28	2011-12	0.00
Palamau District Council	0.31	1.15	1.46	2011-12	0.00
Ranchi District Council	0.41	1.08	1.49	2011-12	0.00
Sahebganj District Council	0.13	1.39	1.52	2011-12	0.00
Total Rural Development	3.23	18.71	21.94		17.28
Industries and Minerals					
Jharkhand State					
Bihar Sponge Iron Limited	5.42	5.17	10.59	2011-12	27.65
Total Industries and Minerals	5.42	5.17	10.59		27.65
Power					
Jharkhand State Electricity Board	3,11.17	5,23.53	8,34.70	2011-12	80,18.80
Tenughat Vidyut Nigam Limited	55.69	72.40	1,28.09	2011-12	60.80
Total Power	3,66.86	5,95.93	9,62.79		80,79.60
(iii) Loans to Government Servants					
State Government Employees	0.00	0.00	0.00		(-)24.87 (*)
Total Government Employees	0.00	0.00	0.00		(-)24.87 (*)
Grand Total	4,14.37	8,75.44	12,89.81		87,37.16

(*) Apportionment of balances of the composite State of Bihar as on 14.11.2000 between the successor States, Bihar and Jharkhand have not been done so far (August 2015).

8. STATEMENT OF INVESTMENTS OF THE GOVERNMENT

Comparative summary of Government Investment in the share capital of different concerns for 2013-2014 and 2014-15

Name of the concern	2013-14			2014-15		
	Number of concerns	Investment at the end of the year	Dividend/ Interest received during the year	Number of concerns	Investment at the end of the year	Dividend/ Interest received during the year
1	2	3	4	5	6	7
		<i>(Rupees in crore)</i>			<i>(Rupees in crore)</i>	
1. Statutory Corporations	0	0.00	0.00	0	0.00	0.00
2. Rural Banks (\$)	1	45.73	0.00	1	45.73	0.00
3. Government Companies (\$) (#)	11	69.55	18.00 (*)	11	79.30	0.00
4. Other Joint Stock Companies and Partnerships	0	0.00	0.00	0	0.00	0.00
5. Co-operative Institutions and Local Bodies (\$) (@)	17	1,10.94	0.00	18	1,16.22	0.00
Total	29	2,26.22	18.00	30	2,41.25	0.00

(*) Details of dividend received during 2013-14 was not available. No dividend received during 2014-15.

(\$) For Entity wise and Major head wise detailed Investment, please see Statement no. 19.

(#) Includes ₹35.85 crore from expenditure head (Revenue Accounts)

(@) Includes ₹50.39 crore from expenditure head (Revenue Accounts)

9. STATEMENT OF GUARANTEES GIVEN BY THE GOVERNMENT

(i) Sector wise details of Guarantees given by the State Government for repayment of loans, etc. raised by Statutory Corporations, Government Companies, Local Bodies and Other institutions during the year and sums guaranteed outstanding on the 31 March 2015 in various sectors are shown below:-

Sector (no. of Guarantees within bracket)	Maximum Amount guaranteed during the year 2013-14	Outstanding at the beginning of the year 2014-15	Additions during the year 2014-15	Deletions (other than invoked) during the year 2014-15	Invoked during the year 2014-15		Outstanding at the end of the year 2014-15	Guarantee commission or fee		Other material details
					Discharged	Not Discharged		Receivable	Received	
1	2	3	4	5	6	7	8	9	10	11
<i>(Rupees in crore)</i>										
Economic Sector (1) (Power)	0.00	1,57.15	0.00	0.00	0.00	0.00	1,57.15	0.00	0.00	0.00

(ii) Sector wise details for each class for letter of comfort given by the State Government for repayment of loans, etc. raised by Statutory Corporations, Government Companies, Local Bodies and Other institutions during the year and sums guaranteed outstanding on the 31 March 2015 in various sectors are shown below:-

Class and Sector	No. of letter of comfort	Total amount for which letters of comfort issued	Details of invocation, if any	Other material details
1	2	3	4	5
<i>(Rupees in crore)</i>				
Economic Sector (Power)	W&M (13) 18/ 2012- 64/ Budget dated 07.02.2013	77.78	Government of Jharkhand conveys State Guarantee for opening additional letter of credit for Jharkhand State Electricity Board for payment of monthly bill against the electricity being purchased from DVC.	The format for opening of this additional letter of credit will be signed by the DDO of Energy Department as State Guarantor.

10. STATEMENT OF GRANTS-IN-AID GIVEN BY THE GOVERNMENT

(i) Grants-in-aid paid in cash

Grantee Institutions	Grants Released			Grants for creation of Capital Assets		
	2014-15			2013-14	2014-15 2013-14	
	Non-Plan	Plan including CSS and CPS	Total			
<i>(Rupees in crore)</i>						
1 Panchayati Raj Institutions						
(i) Zilla Parishads	2,98.97	2,33.13	5,32.10	4,20.57	1,26.85	1,10.54
(ii) Panchayat Samitees	0.00	28,46.32	28,46.32	4,84.21	12,18.56	3,25.72
(iii) Gram Panchayats	0.00	0.00	0.00	5.90	0.00	0.00
2 Urban Local Bodies						
(i) Municipal Corporations	1,79.17	13,97.86	15,77.03	22.53	10,93.71	0.00
(ii) Municipalities / Municipal Councils	6.87	35.87	42.74	65.85	0.00	0.00
3 Public Sector Undertakings						
(i) Government Companies	13,50.63	1.00	13,51.63	0.00	0.00	0.00
(ii) Statutory Corporations	22,92.23	0.00	22,92.23	15,28.89	22,92.23	1,00.00
4 Autonomous Bodies						
(i) Universities	5,88.43	9,87.60	15,76.03	6,00.64	8,21.22	1,06.62

10. STATEMENT OF GRANTS-IN-AID GIVEN BY THE GOVERNMENT - contd.

(i) Grants-in-aid paid in cash - conclud.

Grantee Institutions	Grants Released			Grants for creation of Capital Assets		
	2014-15		2013-14	2014-15	2013-14	
	Non-Plan	Plan including CSS and CPS				Total
	<i>(Rupees in crore)</i>					
(ii) Development Authorities	1,63.36	52.72	2,16.08	3,72.24	1,29.28	0.00
(iii) Cooperative Institutions	0.00	1,42.55	1,42.55	30.52	50.75	0.00
(iv) Others	3,41.52	2,36.77	5,78.29	14,47.94	4,66.18	1,04.79
5 Non-Government Organisations	1.17	6,83.82	6,84.99	1,06.65	4,77.45	1,50.37
6 Others	4.28	5,59.75	5,64.03	13,35.91	2,34.91	36.22
Total	52,26.63	71,77.39	1,24,04.02	64,21.85	69,11.14	9,34.26

10. STATEMENT OF GRANTS-IN-AID GIVEN BY THE GOVERNMENT - conclud.

(ii) Grants-in-aid given in kind (b)

Grantee Institutions	Total Value	
	<i>(Rupees in crore)</i>	
	2013-14	2014-15
1 Panchayati Raj Institutions		
(i) Zilla Parishads		
(ii) Panchayat Samitees		
(iii) Gram Panchayats		
2 Urban Local Bodies		
(i) Municipal Corporations		
(ii) Municipalities/ Municipal Councils		
(iii) Others		
3 Public Sector Undertakings		
(i) Government Companies		
(ii) Statutory Corporations		
4 Autonomous Bodies		
(i) Universities		
(ii) Development Authorities		
(iii) Cooperative Institutions		
(iv) Others		
5 Non-Government Organisations		
6 Others		
Total		

(b) The information is awaited from State Government (August 2015).

11. STATEMENT OF VOTED AND CHARGED EXPENDITURE

Particulars	2014-15			2013-14		
	Charged	Voted	Total	Charged	Voted	Total
	<i>(Rupees in crore)</i>					
Expenditure Heads (Revenue Account)	29,89.77	2,88,05.13	3,17,94.90	26,70.01	2,08,01.88	2,34,71.89
Expenditure Heads (Capital Account)	0.00	55,42.94	55,42.94	0.00	47,22.50	47,22.50
Disbursement under Public Debt, Loans and Advances, Inter-State Settlement and Transfer to Contingency Fund (a)	18,79.88	8,23.78	27,03.66	19,96.92	2,71.91	22,68.83
Total	48,69.65	3,51,71.85	4,00,41.50	46,66.93	2,57,96.29	3,04,63.22

(a) The figures have been arrived as follows:-

E. Public Debt

Internal Debt of the State Government	17,21.71	0.00	17,21.71	18,58.17	0.00	18,58.17
Loans and Advances from the Central Government	1,58.17	0.00	1,58.17	1,38.75	0.00	1,38.75

F. Loans and Advances*

Loans for General Services	0.00	0.00	0.00	0.00	0.00	0.00
Loans for Social Services	0.00	19.99	19.99	0.00	20.44	20.44
Loans for Economic Services	0.00	7,86.85	7,86.85	0.00	1,88.71	1,88.71
Loans to Government Servants, etc.	0.00	16.94	16.94	0.00	12.76	12.76
Loans for Miscellaneous Purpose	0.00	0.00	0.00	0.00	0.00	0.00

G. Inter-State Settlement

Inter-State Settlement	0.00	0.00	0.00	0.00	50.00	50.00
------------------------	------	------	-------------	------	-------	--------------

H. Transfer to Contingency Fund

Transfer to Contingency Fund	0.00	0.00	0.00	0.00	0.00	0.00
------------------------------	------	------	-------------	------	------	-------------

(a) A more detailed account is given in Statement No. 17 & 18 in Volume II .

(*) A more detailed account is given in Statement No. 18 in Volume II .

11. STATEMENT OF VOTED AND CHARGED EXPENDITURE - conclud.

(i) The percentage of charged expenditure and voted expenditure to total expenditure during 2013-14 and 2014-15 was as under :-

Year	Percentage of total expenditure	
	<i>Charged</i>	Voted
2013-14	<i>15.32</i>	84.68
2014-15	<i>12.16</i>	87.84

**12. STATEMENT ON SOURCES AND APPLICATION OF FUNDS FOR EXPENDITURE
OTHER THAN ON REVENUE ACCOUNT**

	On 1 April 2014	During the year 2014-15	On 31 March 2015
	<i>(Rupees in crore)</i>		
Capital and other expenditure-			
Capital Expenditure (Sub-sector-wise) -			
(i) General Services -			
Other Fiscal Services	5.00	10.43	15.43
Police	6,77.99	1,53.80	8,31.79
Public Works	4,97.83	1,58.86	6,56.69
Other Administrative Services	78.56	3.25	81.81
(ii) Social Services -			
Education, Sports, Art and Culture	14,65.23	82.97	15,48.20
Health and Family Welfare	12,44.39	2,60.97	15,05.36
Information and Publicity	0.00	0.45	0.45
Water Supply, Sanitation, Housing and Urban Development	41,39.45	1,88.90	43,28.35
Welfare of Scheduled Castes, Scheduled Tribes and other Backward Classes	11,32.25	1,72.72	13,04.97
Social Security and Welfare	2,13.00	1,60.02	3,73.02
Other Social Services	0.00	43.47	43.47
(iii) Economic Services -			
Agriculture and Allied Activities	1,59.99	93.30	2,53.29
Rural Development	78,82.67	13,60.22	92,42.89
Irrigation and Flood Control	44,54.80	3,78.94	48,33.74(*)
Energy	2,03.23	0.00	2,03.23
Industry and Minerals	14.22	1.16	15.38
Transport	80,53.14	24,59.95	1,05,13.09
General Economic Services	2,50.10	13.53	2,63.63
Total Capital Expenditure	3,04,71.85	55,42.94	3,60,14.79

(*) Includes ₹ 2,01.09 crore and ₹ 3,24.60 crore being reimbursement from Orissa Government for Swarnrekha Project shown as "Deduct receipts and recoveries on Capital Account" during 2013-14 and 2014-15 respectively.

**12. STATEMENT ON SOURCES AND APPLICATION OF FUNDS FOR EXPENDITURE
OTHER THAN ON REVENUE ACCOUNT - contd.**

	On 1 April 2014	During the year 2014-15	On 31 March 2015
	<i>(Rupees in crore)</i>		
Loans and Advances-			
Loans and Advances for various services:-			
Water Supply, Sanitation, Housing and Urban Development	5,65.43	19.99	5,85.42
Social Welfare and Nutrition	(-)0.40	0.00	(-)0.40 (@)
Agriculture and Allied Activities	57.24	(-)4.76	52.48
Rural Development	14.35	2.93	17.28
Energy	73,00.56	7,79.04	80,79.60
Industries and Minerals	27.66	(-)0.01	27.65
Loans to Government Servants	(-)18.40	(-)6.47	(-)24.87 (@)
Total Loans and Advances	79,46.44	7,90.72	87,37.16
Total--Capital and other expenditure	3,84,18.29	63,33.66	4,47,51.95
Inter State Settlement	0.00	0.00	0.00
Net-Capital and other expenditure	3,84,18.29	63,33.66	4,47,51.95 (x)

(@) Minus balance is due to non-allocation of balances of composite Bihar between successor States, Bihar and Jharkhand (August 2015).

**12. STATEMENT ON SOURCES AND APPLICATION OF FUNDS FOR EXPENDITURE
OTHER THAN ON REVENUE ACCOUNT - contd.**

	On 1 April 2014	During the year 2014-15	On 31 March 2015
	<i>(Rupees in crore)</i>		
Principal Sources of Funds -			
Debt-			
Internal Debt of the State Government	2,79,40.16	48,15.20	3,27,55.36
Loans and Advances from the Central Government	20,91.94	(-)4.96	20,86.98
Small Savings, Provident Funds, etc.	15,58.59	(-)2,02.57	13,56.02
Total Debt	3,15,90.69	46,07.67	3,61,98.36
Other Obligations-			
Transfer to Contingency fund	1,50.00	0.00	1,50.00
Reserve Funds	5,91.56	2,75.23	8,66.79
Deposits and Advances	54,06.23	10,93.90	65,00.13
Suspense and Miscellaneous (Other than amount closed to Government Account and Cash Balance Investment Account)	1,12.28	(-)13.06	99.22
Remittances	(-)2,55.53	(-)2,37.78	(-)23.40 (\$)
Total Other Obligations	60,04.54	11,18.29	75,92.74
Total Debt and Other Receipts	3,75,95.23	57,25.96	4,37,91.10

(\$) Debit balance of ₹ 4,69.91 crore has been dropped due to adjustment of Odisha share on Swarnrekha Projects and misclassification between Works and Forest Remittances.

**12. STATEMENT ON SOURCES AND APPLICATION OF FUNDS FOR EXPENDITURE
OTHER THAN ON REVENUE ACCOUNT - conclud.**

	On 1 April 2014	During the year 2014-15	On 31 March 2015
		<i>(Rupees in crore)</i>	
Deduct - Cash balance	4,28.20	(-)6,52.33	(-)2,24.13 (#)
Deduct - Investments	8,51.84	(-)1,85.71	6,66.13
Net provision of funds	3,63,15.19	65,64.00	4,33,49.10(y)
Revenue surplus(+)/ deficit(-) during the year		(-)2,30.34	
		63,33.66	
Net Provision of Funds for 2014-15			
(x) & (y): The difference of ₹ 14,02.85 crore between the net Capital and other expenditure (x) and the net provision of funds (y) on 31.3.2015 is explained below :-			
			<i>(Rupees in crore)</i>
1. Cumulative Revenue surplus(+)/ deficit(-) as on 31.03.2014			86,02.52
2. Revenue deficit (2014-15)			(-)2,30.34
3. Appropriation to Contingency Fund			(-)1,50.00
4. Public Debt apportioned from Composite Bihar			(-)59,61.94
5. Cash balance apportioned from Composite Bihar			(-)28.72
6. Inter State Settlement balance apportioned from Composite Bihar during 2008-09			(-)1,45.87
7. Inter State Settlement balance apportioned from Composite Bihar during 2010-11			1.40
8. Inter State Settlement balance apportioned from Composite Bihar during 2011-12			(-)75.41
9. Write off of Central CSS and CPS loans on the recommendation of 13 th Finance Commission			20.61
10. Inter State Settlement related to payment of pension liabilities to Bihar during 2012-13			(-)1,00.00
11. Inter State Settlement related to payment of pension liabilities to Bihar during 2013-14			(-)50.00
12. Drop of balances of outstanding Treasury Suspense			(-)9.49
13. Drop of outstanding balances under 8782- 102 Public Works Remittances due to adjustment of Odisha Share on Swarnrekha Projects and misclassification between Public Works and Forest Remittances.			(-)4,69.91
	Total		14,02.85

(#) Please see footnote in Statement no 21 in Volume II.

13. SUMMARY OF BALANCES

under Consolidated Fund, Contingency Fund and Public Account

A. The following is a summary of the balances as on 31 March 2015:-

Debit Balance	Sector of the General Account	Name of Account	Credit Balance
1	2	3	4
	<i>(Rupees in crore)</i>		<i>(Rupees in crore)</i>
3,46,11.95	A to D, G, H and Part of L	Consolidated Fund- Government Account ^[1]	
	E	Public Debt	3,48,42.35
87,37.16	F	Loans and Advances	
		Contingency Fund	1,50.00
		Public Account-	
	I	Small Savings, Provident Funds, etc.	
		(b) State Provident Funds	20,64.44
		(c) Other Accounts	(-)7,08.42
	J	Reserve Funds-	
		(a) Reserve Funds bearing interest	8,66.79
		(b) Reserve Funds not bearing interest	0.00
		Gross Balance	
		Investment	

^[1]To understand how the figure under "Government Account" has been arrived at, please see 'B' after one page.

13. SUMMARY OF BALANCES - contd.
under Consolidated Fund, Contingency Fund and Public Account

Debit Balance	Sector of the General Account	Name of Account	Credit Balance
1	2	3	4
	<i>(Rupees in crore)</i>		<i>(Rupees in crore)</i>
	K	Deposits and Advances-	
		(a) Deposits bearing interest	15.86
		(b) Deposits not bearing interest	64,88.07
3.80		(c) Advances	
	L	Suspense and Miscellaneous-	
6,66.13		Investment	
		Other Items (net)	99.22
	M	Remittances(*)	(-)23.40
(-)2,24.13	N	Cash balance (closing) (a)	
4,37,94.91		Total	4,37,94.91

(a) As regards Reserve Bank Deposits which is a component of the cash balance of the Government, there was a difference between the figures reflected in the accounts and that intimated by the Reserve Bank of India. Footnote (*) under N - Cash Balance of statement 21 in volume II may please be referred to for details.

(*) Debit balance of ₹ 4,69.91 crore has been dropped due to adjustment of Odisha share on Swarnrekha Projects and misclassification between Works and Forest Remittances.

13. SUMMARY OF BALANCES - contd.
under Consolidated Fund, Contingency Fund and Public Account

B. Government Account : Under the system of book-keeping followed in Government accounts, the amount booked under revenue, capital and other transactions of Government the balances of which are not carried forward from year to year in the accounts, are closed to a single head called "Government Account". The balance under this head represents the cumulative result of all such transactions. To this the balances under Public Debt, Loans and Advances, Small Savings, Provident Funds, Reserve Funds, Deposits and Advances, Suspense and Miscellaneous (Other than Miscellaneous Government Account), Remittances and Contingency Fund, etc. are added and the closing cash balance at the end of the year is to be worked out and proved. The other headings in the summary take into account the balances under all accounts heads in Government books in regard to which Government has a liability to repay the money received or has a claim to recover the amounts paid and also heads of account opened in the books for adjustment of remittance transactions.

It must be understood that these balances cannot be regarded as a complete record of the financial position of the Government as it does not take into account all the physical assets of the State, such as lands, buildings, communication, etc. nor any accrued dues or outstanding liabilities which are not brought to account under the cash basis of accounting followed by Government.

The net amount at the debit of Government Account at the end of the year has been arrived at as under:-

Debit	Details	Credit
<i>(Rupees in crore)</i>		<i>(Rupees in crore)</i>
2,88,38.67 (*)	A-Amount at the debit of Government Account on 1 April 2014	
	B-Receipt Heads-(Revenue Account)	3,15,64.56
3,17,94.90	C-Expenditure Heads-(Revenue Account)	
55,42.94	D-Expenditure Heads-(Capital Account)	
0.00	F-Inter State Settlement	
	G- Transfer to Contingency Fund	
	H-Amount at the debit of Government (*) Account on 31 March 2015	3,46,11.95
6,61,76.51	Total	6,61,76.51
(*) Debit balance of Government Account on 31 March 2015 has been arrived at as follows:-		
	(i) Debit balance of the Government as on 01 April 2014	2,83,68.76
	(ii) ₹ 4,69.91 crore dropped during the year for adjustment of Odisha share on Swaranrekha projects etc.	4,69.91
	Total	2,88,38.67

13. SUMMARY OF BALANCES - conclud.
under Consolidated Fund, Contingency Fund and Public Account

- (i) In a number of cases, there are unreconciled differences in the closing balance as reported in the statement of 'Receipts, Disbursements and Contingency Fund and Public Account' (Statement no. 21) and that shown in separate Registers or other records maintained in the Accounts Office/ Departmental Offices for the purpose. Steps are being taken to settle the discrepancies.
- (ii) The balances are communicated to the officers concerned every year for verification and acceptance thereof. In a large number of cases such acceptances have not been received.
- (iii) The cases where acceptances of balances have been delayed and the amounts involved are considerable have been mentioned in Appendix VII.
- (iv) Cases where details/documents are awaited in connection with reconciliation of balances are detailed in Appendix VII.

Notes to Accounts

1. Summary of Significant Accounting Policies:

(i) Entity and Accounting Period: These accounts present the transactions of the Government of Jharkhand for the period 1 April 2014 to 31 March 2015 and have been compiled based on the initial accounts rendered by the 26 District Treasuries, 06 Sub-treasuries, 252 Public Works (including River Valley Projects), 113 Forest Divisions and Advices of the Reserve Bank of India. Delays in monthly rendition of accounts were negligible and no accounts were excluded at the end of the year.

(ii) Basis of Accounting: With the exception of some book adjustments (**Annexure - A**) the accounts represent the actual cash receipts and disbursements during the account period. Physical Assets and Financial Assets such as investments etc. are shown at historical cost i.e., the value at the year of acquisition/ purchase. Physical assets are not depreciated or amortised. Losses in physical assets at the end of their life have not been expensed or recognised.

Retirement benefits disbursed during the accounts period have been reflected in the accounts but the future pension liability of the Government, i.e., the liability towards payment of retirement benefits for the past and the present service of its employees is not included in the accounts.

(iii) Currency in which Accounts are kept: The accounts of Government of Jharkhand are maintained in Indian Rupees (₹).

(iv) Form of Accounts: Under Article 150 of the Constitution, the accounts of the Union and of the States are kept in such form as the President may on the advice of the Comptroller and Auditor General, prescribe. The word “form” used in Article 150 has a comprehensive meaning so as to include the prescription not only of the broad form in which the accounts are to be kept but also the basis for selecting appropriate heads under which the transaction are to be classified.

(v) Classification between Revenue and Capital:

(a) Revenue expenditure is recurring in nature and is intended to be met from revenue receipts. Capital expenditure is defined as expenditure incurred with the object of increasing concrete assets of a material and permanent character or of reducing permanent liabilities. However, the Government has incorrectly provided and incurred an amount of ₹ 15.96 crore towards “Major Works” under the Revenue Section during the year as indicated in **Annexure- B**.

(b) Expenditure relating to Grants-in-Aid as per the Indian Government Accounting Standard (IGAS) – 2 is to be classified as Revenue expenditure. The State Government made budget provision and classified ₹ 5.37 crore Grant-in-aid given by the State under Capital major head 4702 Capital outlay on Minor Irrigation for Jharkhand State water Society and Jharkhand State Lift Irrigation Corporation. The matter has been brought to the notice of the State Government but remained uncorrected.

2. Quality of accounts

(i) Booking under Minor Head 800- 'Other Receipts' and 'Other Expenditure'

₹ 421.28 crore constituting 54 *per cent* of expenditure under Major Head 6801 which could be classified under the minor head "205" was booked under "800 Other Expenditure". Similarly, ₹ 1120.47 crore under 46 Revenue Major Heads of accounts on the receipts side, constituting about 38.55 *per cent* of the total Revenue receipts, was recorded under the Minor Head "800 Other Receipts" under the concerned Major Heads. Routine operation of Minor Heads 800 is to be discouraged, since it renders the accounts opaque. Instances where a substantial proportion (50 *per cent* or more) of the receipts were classified under the Minor Head 800 Other receipts are listed in **Annexure- C**.

(ii) Unadjusted Abstract Contingency Bills (AC) Bills

Drawing and Disbursing Officers are authorized to draw sums of money by preparing Abstract Contingency (AC) bills to meet unforeseen expenditure by debiting Service Heads. They are required to present Detailed Contingency (DC) bills with supporting documents which are to reach the office of the Accountant General within a month of drawal of the AC bill. 13,988 AC bills amounting to ₹ 4886 crore for the period 2000-01 to 2014-15 are outstanding as on 31 March 2015. Prolonged non-submission of supporting DC bills renders the expenditure under AC bills opaque. Details are given below:-

Table 1: Outstanding Abstract Contingency Bills

(₹ in crore)

Year	AC Bills Drawn		DC Bills Submitted		Outstanding DC Bills	
	Number	Amount	Number	Amount	Number	Amount
2000-01 to 2012-13	54,095	14,468	40,798	10,572	13,297	3,896
2013-14	468	667	248	343	220	324
2014-15	550	721	79	55	471	666
Total	55,113	15,856	41,125	10,970	13,988	4,886

Out of ₹ 721 crore drawn against AC bills in 2014-15, AC bills amounting to ₹ 372 crore (51.60 *per cent*) were drawn in March 2015 alone and of this ₹ 133 crore (18.45 *per cent*) was drawn on the last day of the financial year. Significant expenditure against AC bills in March indicates that the drawal was primarily to exhaust the budget and reveals inadequate budgetary control.

(iii) Outstanding Utilization Certificates against Grants-in-Aid sanctioned by the State Government

In terms of rule 429 of the Jharkhand Treasury Code, Grants-in-Aid are disbursed on the basis of authorities issued by Accountant General (A&E), against the sanctions of the State Government. Utilisation Certificates (UCs) are to be submitted to the Accountant General (A&E) office within one year of disbursement. UCs outstanding beyond the specified periods indicates absence of assurance on utilisation of the grants for intended purposes. The status of outstanding UCs is mentioned below:

Table 2: Outstanding Utilisation Certificate

Year(*)	Number of Utilization Certificates awaited	Amount (₹ in crore)
Upto 2012-13	3040	1579.07
2013-14	1075	1406.65
2014-15	1696	2162.85
Total	5811	5148.57

(* The year mentioned above relates to “Due Year” i.e., after 12 months of actual drawal.)

(iv) Reconciliation of Receipts and Expenditure

Rule 475 (viii) of the Jharkhand Financial Rules require all Controlling Officers to reconcile the Receipt and Expenditure of the Government with the figures accounted for by the Accountant General.

Expenditure of ₹ 13,472.99 crore (33.65 percent of total Consolidated Fund expenditure) and receipts of ₹ 24,158.15 crore (63.10 per cent of total Consolidated Fund receipts) was reconciled by 58 per cent (105 of 180 Controlling Officers) for expenditure and 29 per cent (29 of 100 Controlling Officers) for Receipts respectively.

(v) Cash Balance

Out of a difference of ₹ 38.87 crore (Cr) between the Cash balance worked out by the Accountant General and that reported by RBI as on 31 March 2015, ₹ 37.26 crore for the period 2014-15 has been sent to Reserve Bank of India, Patna for reconciliation while ₹ 1.61 crore (Dr) pertaining to periods prior to October 1987 under discussion between the State Government and the RBI for settlement/ write off.

(vi) Implementation of Centrally Sponsored Schemes (State share) and State Schemes

The State Government provides funds to State/ District level Autonomous Bodies and Authorities, Societies, Non-Governmental Organizations, etc., for implementation of Centrally Sponsored Schemes (State Share) and State Schemes. Since the funds are generally not being

spent fully by the implementing agencies in the same financial year, these result in unspent balances remaining in the bank account of these implementing agencies at the end of the year. The aggregate of the unspent balances in the bank accounts of the implementing agencies which are kept outside Government accounts is not readily ascertainable. The expenditure of the Government as reflected in the Accounts to that extent is therefore, not final.

3. Other Items

(i) Liabilities on Retirement Benefits

During the year, ₹ 3462.53 crore (10.89 *per cent* of total revenue expenditure) was incurred on “Pension and Other Retirement benefits” to State Government employees recruited on or before 30.11.2004. State Government employees recruited on or after 01.12.2004 are covered under the New Pension Scheme, which is a Defined Contributory Pension Scheme. In terms of the Scheme, the employee contributes 10 *per cent* of his monthly salary and dearness allowances, which is matched by the State Government and the entire amount is transferred to the designated fund manager through the National Securities Depository Limited (NSDL)/ Trustee Bank. The actual amount payable by employees and the matching Government contribution has not been estimated. While the State Government followed the correct procedure of accounting in respect of its contribution and transferring the employees contribution for the year (₹ 171.47 crore) to the Public account and thereafter to NSDL/ Trustee Bank, the employer's contribution (₹ 171.70 crore) was directly transferred to NSDL/ Trustee Bank without routing through the Public Account. Since details of transactions under Revenue Receipts and Revenue Expenditure are closed to Government every year unlike the balances in Public Account, the procedure followed makes details of Government contribution in previous years difficult to assess.

As on 31 March, 2015, ₹ 15.86 crore remained outstanding in the Fund, pending transfer to NSDL / Trustee Bank. Balances pertaining to the New Pension Scheme are booked under the Public Account Major Head ‘8342 Other Deposits- 117 Defined Contribution Pension Scheme for Government Employees’ which comes under the category ‘Deposits bearing Interest’. In terms of guidelines, the Government is required to pay interest on such balances, which was not done. Uncollected, unmatched and un-transferred amounts, with accrued interest, represent outstanding liabilities under the Scheme.

(ii) Apportionment of pension liabilities and other retirement benefits

In terms of the Eighth Schedule under Section 53 of the Bihar Reorganisation Act, 2000, pension liabilities of the employees of the successor States of Bihar and Jharkhand from 15 November 2000 (date of bifurcation of the states of Bihar and Jharkhand) up to 31 March 2001 and every subsequent financial year, shall be apportioned between the successor States of Bihar

and Jharkhand in the ratio of the number of employees. Jharkhand Government has reimbursed only an amount of ₹ 548.17 crore to the State of Bihar out of payable amount of ₹ 2584.09 crore up to 31.03.2011. Bihar Government has raised a claim for ₹ 771.37 crore for the years 2011-12 and 2012-13 which is yet to be reimbursed by the Government of Jharkhand. The claim by Government of Bihar for the years 2013-14 and 2014-15 is yet to be received.

(iii) Allocation of balances as a result of reorganisation of States

The Bihar Reorganisation Act, 2000 provides for the manner in which balances are to be apportioned among the successor of States of Bihar and Jharkhand with effect from 15 November 2000 (the date of bifurcation of the States of Bihar and Jharkhand). The progressive expenditure as on 14 November 2000 under Capital Section (Major Heads “4059” to “5475”), Loans and Advances (Major Heads “6202” to “7615”) and balances under Part III Public Accounts except Deposit with Reserve Bank were transferred as the opening balances in the Finance Accounts of Bihar for the period w.e.f. 15.11.2000 to 31.03.2001. The opening balances for these heads were taken as nil in the Finance Accounts of Jharkhand for the period w.e.f. 15.11.2000 to 31.03.2001.

Jharkhand Government has sought legal recourse in respect of ownership of some Boards, Corporations, Local Bodies, etc as well as on apportionment of Pension liability.

Detailed annexures for apportionment have been sent to respective State Governments for concurrence before accounting for adjustments in the Finance Accounts, and balances will be incorporated after such concurrence.

In sum, while the balances under Public Debt and Cash Balance maintained by the Reserve Bank of India have been apportioned, balances under the Capital section (₹ 1,19,35.23 crore), Loans and Advances (₹ 65,83.36 crore) and Public Account (₹ 74,43.90 crore) remain un-apportioned. Details are given in Appendix-XIII of the Finance Accounts 2014-15

(iv) Guarantees given by the State Government

Statement 9 of the Finance Accounts depicts guarantees given by the State Government for repayment of loans etc. raised by Statutory Corporations, Government Companies, Local Bodies and Other Institutions during the year, and sums guaranteed outstanding as at the end of the year. No Guarantee Policy and Guarantee Redemption Fund has been framed/ constituted by the Government till 2014-15. No Guarantee has been given by the State Government during 2014-15. Only ₹157.15 crore guarantee is outstanding at the end of the year 2014-15 which was given to the Power sector - DVC in earlier years. Information on the period and the terms and conditions during which the guarantee was given has not been given by the State Government.

(v) Loans and Advances

Information provided in Statement 18 of the Finance accounts 2014-15 as required under the Indian Government Accounting Standards (IGAS) 3 for Loans and Advances is incomplete, since it has not been confirmed by the State Government. Detailed information of overdue principal and interest in respect of Loans and Advances, accounts of which are maintained by the State Government, is awaited, as is the confirmation from the State Government on the balances as on 31 March 2015. Confirmation of balances of individual loanees is also awaited from the State Government on loans for which detailed accounts are maintained by the Accountant General. This has been indicated in 1- Acceptance of Balances to Appendix-VII of the Finance Accounts 2014-15.

(vi) Investment

Statement no. 8 of Finance Accounts shows comparative summary of investment in the share capital of Statutory Corporations, Rural Banks, Government Companies, Joint Stock of Companies and Co-operative Institution and Local Bodies during and at the end of the year. Detailed entity wise investment is given in Statement no. 19 of the Finance Accounts. Out of total investment of ₹ 241.25 crore , ₹ 86.24 crore (35.75 per cent) has been invested from Revenue Account.

(vii) Outstanding Certificate of “Sufficiently Real Administrative Audit” of Secret Service Fund

As per Annexure 4 of Appendix 5 of Jharkhand Financial Rules, a “sufficiently real administrative audit” of the expenditure incurred from secret service funds is to be conducted by the Controlling Officer nominated by the Government and a certificate in this regard furnished to the Accountant General (A&E) in the prescribed form not later than the 31 August, following the year to which the expenditure relates.

Certificates pertaining to the years noted against each of the following Controlling Officers have not been furnished to Accountant General (A&E):

Table 3: Outstanding Certificates of Secret Service Fund

Year	Drawing and Disbursing Officer	Amount (₹ in crore)	Due date of submission of Certificate
2005-06	Director General and Inspector General of Police	8.30	On or before 31 August 2006
2007-08	Additional Director General of Police (Special Branch)	4.50	On or before 31 August 2008
2008-09	Additional Director General of Police (Special Branch)	2.50	On or before 31 August 2009
2012-13	Additional Director General of Police (Special Branch)	2.50	On or before 31 August 2013
2013-14	Additional Director General of Police (Special Branch)	2.50	On or before 31 August 2014

(viii) Reserve Funds and Deposits

(a) Non discharge of interest liabilities: The interest liabilities in respect of Reserve Funds Bearing Interest and Deposits Bearing Interest under sectors J and K respectively of the Public Accounts are annual liabilities that the State Government is required to discharge. No Budget provision has been made by the State Government despite balances in such Reserve Funds and Deposits as on 01 April 2014 as detailed below:

Table 4: Interest liabilities on Reserve Funds and Deposits**(₹ in crore)**

Sector	Sub-sector	Rate of interest	Balance at the beginning of 2014-15	Interest outstanding
J-Reserve Funds	(a) Reserve Funds Bearing Interest (SDRF)	8.00 <i>per cent</i> (Average of Ways and Means interest rate)	591.56	47.32
K-Deposits and Advances	(a) Deposits Bearing Interest (CPS)	8.70 <i>per cent</i> (Interest rate payable on balances in General Provident Fund)	18.56	1.61
Total				48.93

(b) Consolidated Sinking Fund: The Twelfth Finance Commission has recommended that States should set up Sinking Funds for amortization of all loans and that these Funds should not be used for any other purpose, except for redemption of such loans. The guidelines of the Reserve Bank of India (RBI), which is responsible for administering the Fund stipulate a minimum annual contribution of 0.50 *per cent* of outstanding liabilities at the beginning of the year. The State Government has outstanding debt amounting to ₹ 37,593.85 crore, for which, a minimum amount of ₹ 187.97 crore (@ 0.50 *per cent* of outstanding liabilities) should have been appropriated for reduction or avoidance of debt during 2014-15. The State Government has, however, not created a Sinking Fund for amortization of liabilities.

(c) Guarantee Redemption Fund: As per the recommendation of the Twelfth Finance Commission, State Governments are required to constitute a Guarantee Redemption Fund to be utilized for meeting the payment of obligations arising out of the guarantees issued by the Government. The Fund is operated outside the State Government account and administered by the Reserve Bank of India. Under the guidelines, the State Government is required to make minimum annual contribution of 0.50 *per cent* of outstanding guarantee at the beginning of year. The proceeds of the Fund are invested in Government of India securities and this does not form part of the State Government Ways and Means Advances. The State Government has not created a Guarantee Redemption Fund. Consequently, the State Government was required to make a minimum contribution of ₹ 0.79 crore, which is 0.50 *per cent* of outstanding guarantees of ₹ 157.15 crore as on 01 April 2014. This contribution was not made. The impact on the overall liabilities of the State due to non-constitution of the Fund and non-contribution thereto, has not been estimated.

(d) State Disaster Response Fund: As per recommendation of the Thirteenth Finance Commission, the State Government replaced its existing Calamity Relief Fund and commenced operations of the “State Disaster Response Fund” in 2010-11. In terms of the guidelines, the Central and State Governments are required to contribute to the Fund in the proportion of 75:25. Following Government of India’s release of ₹ 236.52 crore in two instalments in August 2014 and January 2015, the State Government was required to transfer ₹ 315.36 crore (₹ 236.52 crore Central share and ₹ 78.84 crore State share) to the Fund in 2014-15. The State Government, however, has only transferred ₹ 307.85 crore (2nd instalment of ₹ 150.17 crore of 2013-14 and 1st instalment of ₹ 157.68 crore of 2014-15 constituting of both Central and State share). Thus, there was a short transfer of ₹ 157.68 crore (Second installment of 2014-15 both central and state share).

Expenditure already incurred on natural calamities during the year was set off (MH 2245-05) against fund balance to the extent of ₹ 32.62 crore leaving a balance of ₹ 866.79 crore in SDRF. In terms of the guidelines, balances lying in the Fund are required to be invested by the State Executive Committee (SEC) constituted for the management of the Fund which was not done.

The interest payable on the un-invested balances of earlier years has not been estimated.

(ix) Suspense and Remittance balances

The Finance Accounts reflect the net balances under Suspense and Remittance Heads. The outstanding balances under these heads are worked out by aggregating the outstanding debit and credit balances separately under various heads. The position of gross figures under some of the major suspense heads and Remittance heads to the end of last three years is given below:

Table 5: Outstanding Suspense and Remittances Balances

(₹ in crore)

8658-Suspense Account						
Name of the Minor Head	2012-2013		2013-2014		2014-2015	
	Dr.	Cr.	Dr.	Cr.	Dr.	Cr.
101 PAO Suspense	5.66	4.48	10.56	..	11.47	..
Net	Dr. 1.18		Dr. 10.56		Dr. 11.47	
102 Suspense Account (Civil)	1.27	0.55	1.86	0.92	1.10	0.00
Net	Dr. 0.72		Dr. 0.94		Dr. 1.10	
110 Reserve Bank Suspense (Central Accounts Office)	4.18	0.38	0.00	0.00	0.00	0.00
Net	Dr. 3.80		0.00		0.00	
8782-Cash Remittance and adjustments between officers rendering account to the same Accounts Officer						
102- P.W. Remittances	29056.00	28628.39	34858.68	34565.45	41193.38	41188.46
Net	Dr. 427.61		Dr. 293.23		Dr. 4.92	
103-Forest Remittances	1582.84	1606.76	1701.46	1725.16	1939.08	1939.13
Net	Cr. 23.92		Cr. 23.70		Cr. 0.05	

(x) Contingency Fund

The corpus of the Jharkhand Contingency Fund is ₹ 150.00 crore. Finance Department, Government of Jharkhand has issued 58 sanctions amounting to ₹ 149.35 crore during the year 2014-15 which has been recouped to the Fund through Supplementary Budget keeping the total corpus of the Fund intact at the close of the year.

(xi) Rush of Expenditure

In accordance with Rule 113 of Jharkhand Budget Manual read with Rule 300 of Jharkhand Treasury Code, drawal of Fund particularly at the fag end of the financial year shall be regarded as a breach of financial regularity and should be avoided. However, almost 30 *per cent* of the total expenditure has been incurred in March 2015. Various departments of the State Government in 31 major heads have incurred expenditure which ranged from 50 *per cent* to 100 *per cent* of their total expenditure during March, 2015, indicating that the effort was primarily to exhaust the budget provisions and not on prudent budgetary management. Details are given in **Annexure- “D”**.

(xii) Restructuring of Centrally Sponsored Schemes (CSSs)/ Additional Central Assistances (ACA-excluding Block Grants)

Planning Commission has mapped 137 CSSs and 5 ACA Schemes under 66 Umbrella schemes in the 12th Five Year Plan (2012-17). From 1 April 2014 onwards Government of India released central assistance for CSSs/ ACA directly to the State Government instead of to the Implementing Agencies; these releases are now classified as “Central Assistance to the State Plan”. Government of Jharkhand, however, has continued with the budgetary depiction of earlier years and not in terms of the restructured pattern of CSS/ ACA / Flagship schemes.

There are 47 CSS/ACA/Flagship schemes in Jharkhand. ₹ 43,67.05 crore was depicted in the Public Financial Management System (PFMS) portal of CGA as Central Assistance to the State Plan of the Government of Jharkhand in 2014-15. However, Clearance Memos from Reserve Bank of India, Central Accounts Section, Nagpur and supporting sanction orders from the respective Ministries of Government of India were received in respect of ₹ 43,70.20 crore and appropriately booked in the accounts of the State Government under Major head “1601 Grants-in-aid from Central Government”. This needs reconciliation. Since the State Government continues to depict the Plan Expenditure in terms of the existing classification pattern, it has been possible to track the details of expenditure on the 47 flagship schemes which was incurred from amounts released by the Government of India and given in Annexure II to Statement 15 of the Finance Accounts 2014-15.

Further, as per Annexure II to Statement 15 of the Finance Accounts 2014-15. (before revision of format) in respect of 10 Major Schemes, while there was a shortfall in ₹335.69 crore in

the releases made by Government of India in respect of these schemes, the State Government released its share in excess by ₹ 566.36 crore for the same schemes during 2014-15. However, the expenditure on these schemes is equal to the total release made by both the Central Government and State Government.

Information on the remaining schemes has not been received from the State Government.

(xiii) Direct transfer of Central Scheme Funds to Implementing Agencies in the State (Funds routed outside State Budget)

Till 31 March 2014, Government of India transferred substantial funds directly to State Implementing Agencies/ Non-Government Organizations (NGOs) for implementation of various schemes/ programmes. As per the PFMS portal of the Controller General of India (CGA), Government of India released ₹ 130.92 crore to the implementing agencies in Jharkhand during 2014-15. Details are at Appendix-VI of the Finance Accounts 2014-15. Government of India's decision to release all assistance to CSSs/ ACA directly to the State Government and not to implementing agencies has reduced the direct transfers to implementing agencies by 94.97 *per cent*, as compared to 2013-14.

(xiv) Adjustment of excess repayment against written off Central Loans:-

In terms of Government of India's decision on the recommendation of the 13th Finance Commission, Ministry of Finance (Department of Expenditure) vide Sanction Order No. 13/2011-12 dated 29 February 2012 wrote off Central Loans under Central Plan Schemes and Centrally Sponsored Schemes advanced to the State Government by the Ministries (other than Ministry of Finance) outstanding on 31.03.2010 and limited to current balance outstanding in the ledger of the Ministries. Repayment of loan and interest, if any, made by the State after 31.03.2010 against these written-off loans was to be adjusted against the repayment of the loans due from States against current loans from Ministry of Finance (Department of Expenditure), Government of India. State Government made excess repayment of Principal (₹ 17.05 crore)

and Interest (₹ 3.19 crore) amounting to ₹ 20.24 crore, which has not been adjusted by the Ministry of Finance, due to which, the Principal of ₹ 17.05 crore has led to adverse balance (net debit) and overstatement of Public Debt of the Government to that extent.

(xv) Improper accounting of transactions relating to the Central Road Fund (CRF)

The accounting procedure relating to the Central Road Fund prescribes that receipt of Grants in Aid from the Government of India is first recorded in the Revenue section of the accounts (Major Head 1601) and thereafter transferred to the Fund under Public Account (MH-8449 other deposits -103 subvention from Central Road Fund), by debiting the Revenue Expenditure (Major Head 3054 – Roads and Bridges). This is in keeping with the principle that Grants in Aid are to be recorded in the Revenue section irrespective of purpose (Capital or Revenue), and also ensures that the Revenue surplus of the State Government is not unduly inflated because of the grant. The same is to be accounted for by debit to the head “8449 Other Deposit” by per contra minus debit to the major head “3054/ 5054 minor 902 Amount met from Deposit Head”.

The State Government, however, deviated from the procedure, and did not operate the Major Head 8449-103 under Public Account. The Grant-in-aid from Government of India of ₹29.14 crore (₹17.74 crore under MH-02-105 and ₹11.40 crore under MH-04-105) was booked to the Revenue Receipt Major Head 1601. Since the amount was not routed through the Public Account, there is no assurance on the utilisation of the amount received as Grant-in-aid.

(xvi) Disclosures under the Jharkhand Fiscal Responsibility and Budget Management (FRBM) Act 2007

Targets fixed by the State Government in the Jharkhand Fiscal Responsibility and Budget Management Act, 2007 read with the Jharkhand Fiscal Responsibility and Budget Management (Amendment) Act 2010, the ceilings fixed by the Thirteenth Finance Commission, and the achievements as per the accounts of 2014-15 are given below:

Table 6 : Targets and Achievements under FRBM Act

SI No.	Targets	Achievements
1.	Reducing the Revenue Deficit to zero w.e.f. the year 2011-12	The State Government achieved Revenue Surplus for the last three years. However, Revenue Deficit (0.12 <i>per cent</i> of GSDP) for the year 2014-15 stood at ₹ 230.34 crore.
2.	Reducing the Fiscal Deficit / Gross State Domestic Product (GSDP)* to 3 <i>per cent</i> in 2011-12.	The Fiscal Deficit – GSDP* ratio was 3.32 <i>per cent</i> in 2014-15.

*Source: Ministry of Statistics and Programme Implementation GSDP figures of ₹ 197514 crore for 2014-15 as on 31 July 2015 (Directorate of Economics and Statistics of Jharkhand)

(xvii) Committed Liabilities

In terms of the Twelfth Finance Commission recommendations, while the changeover to the accrual based system of accounting is favoured, some action has been initiated by the Central Government to move towards accrual basis of accounting. However as the transition would occur in stages, for a changeover to the accrual based system of accounting, some additional information in the form of statements were required to be appended to the present system of cash accounting to enable more informed decision making. This includes data on Committed Liabilities in the future among others like implications of major policy decisions taken by the Government during the year or new schemes proposed in the budget for future cash flows, etc.

Appendix XII of the Finance Accounts 2014-15 on Committed Liabilities of the Government has been incorporated with the details furnished by the State Government. As complete information has not been furnished by the State Government, the Appendix is therefore incomplete to that extent.

(xviii) Impact on Revenue Deficit and Fiscal Deficit

Impact on Revenue Deficit and Fiscal Deficit of the State Government (details given in preceding paragraphs) is given below:-

Table 7: Impact on Revenue Deficit and Fiscal Deficit**(₹ in crore)**

Paragraph no.	Item	Impact on Revenue Deficit		Impact on Fiscal Deficit	
		Over-statement	Under-statement	Over-statement	Under-statement
1 (v) (a)	Major works under Revenue section instead of Capital	15.96			
1 (v) (b)	Grant-in-aid booked under Capital section instead of Revenue		5.37		
3 (viii) (a)	Non-credit of interest under interest bearing Reserve Funds and Deposits		48.93		48.93
3 (viii) (b)	Non contribution to Consolidated Sinking Fund		187.97		187.97
3 (viii) (c)	Non contribution to Guarantee Redemption Fund		0.79		0.79
3 (viii) (d)	Non transfer of second instalment to the State Disaster Response Fund		157.68		157.68
Total (net) understatement		384.78		395.37	

Annexure - A

(Refer to Para 1(ii) of Notes to Accounts)

Statement showing Periodical Adjustments made by the Accountant General and other adjustments made by the State Government

A. Periodical Adjustments made by the Accountant General						
Sl. No.	Book Adjustment	Head of Account				Amount
		From		To		(₹ in crore)
1.	Transfer of Central Share and State Share to State Disaster Response Fund	2245	Relief on account of Natural Calamities	8121	General and Other Reserve Funds	307.85
2.	Reimbursement of expenditure on account of Relief on account of Natural Calamity	8121	General and Other Reserve Funds	2245	Relief on account of Natural Calamities	32.62
3.	Adjustment of interest accrued on General Provident Fund	2049	Interest Payments	8009	State Provident Funds	337.30

Annexure - A – contd.

(Refer to Para 1(ii) of Notes to Accounts

Statement showing Periodical Adjustments made by the Accountant General and other adjustments made by the State Government

B. Other Adjustments made by the State Government						
Sl. No.	Book Adjustment	Head of Account				Amount
		From		To		(₹ in crore)
1.	Transfer to Public Works Deposit Funds	2203	Technical Education	8443	Civil Deposit-108 Public Works Deposit	3.67
2.	Transfer to Public Works Deposit Funds	3475	Other General Economic Services	8443	Civil Deposit-108 Public Works Deposit	1.10
3.	Transfer to Public Works Deposit Funds	4047	Capital Outlay on Other Fiscal Services	8443	Civil Deposit-108 Public Works Deposit	10.43
4.	Transfer to Public Works Deposit Funds	4055	Capital Outlay on Police	8443	Civil Deposit-108 Public Works Deposit	46.37
5.	Transfer to Public Works Deposit Funds	4202	Capital Outlay on Education, Sports, Art and Culture	8443	Civil Deposit-Public Works Deposit	75.09
6.	Transfer to Public Works Deposit Funds	4210	Capital Outlay on Medical and Public Health	8443	Civil Deposit-108 Public Works Deposit	0.45
7.	Transfer to Public Works Deposit Funds	4225	Capital Outlay on Welfare of Scheduled Castes, Scheduled Tribes and Other Backward Classes	8443	Civil Deposit-108 Public Works Deposit	133.08

Annexure - A– contd.

(Refer to para 1(ii) of Notes to Accounts)

Statement showing Periodical Adjustments made by the Accountant General and other adjustments made by the State Government

B. Other Adjustments made by the State Government						
Sl. No.	Book Adjustment	Head of Account				Amount
		From		To		(₹ in crore)
8.	Transfer to Public Works Deposit Funds	4235	Capital Outlay on Social Security and Welfare	8443	Civil Deposit-108 Public Works Deposit	159.88
9.	Transfer to Public Works Deposit Funds	4250	Capital Outlay on Other Social Services	8443	Civil Deposit-108 Public Works Deposit	41.40
10.	Transfer to Public Works Deposit Funds	4401	Capital Outlay on Crop Husbandry	8443	Civil Deposit-108 Public Works Deposit	6.68
11.	Transfer to Public Works Deposit Funds	4402	Capital Outlay on Soil and Water Conservation	8443	Civil Deposit-108 Public Works Deposit	16.70
12.	Transfer to Public Works Deposit Funds	4403	Capital Outlay on Animal Husbandry	8443	Civil Deposit-108 Public Works Deposit	4.86
13.	Transfer to Public Works Deposit Funds	4404	Capital Outlay on Dairy Development	8443	Civil Deposit-108 Public Works Deposit	5.90
14.	Transfer to Public Works Deposit Funds	4405	Capital Outlay on Fisheries	8443	Civil Deposit-108 Public Works Deposit	9.66

Annexure - A- contd.

(Refer to para 1(ii) of Notes to Accounts)

Statement showing Periodical Adjustments made by the Accountant General and other adjustments made by the State Government

B. Other Adjustments made by the State Government						
Sl. No.	Book Adjustment	Head of Account				Amount
		From		To		(₹ in crore)
15.	Transfer to Public Works Deposit Funds	4408	Capital Outlay on Food, Storage and Warehousing	8443	Civil Deposit-108 Public Works Deposit	12.40
16.	Transfer to Public Works Deposit Funds	4515	Capital Outlay on Other Rural Development Programmes	8443	Civil Deposit-108 Public Works Deposit	45.06
17.	Transfer to Public Works Deposit Funds	4702	Capital Outlay on Minor Irrigation	8443	Civil Deposit-108 Public Works Deposit	9.91
18.	Transfer to Public Works Deposit Funds	5053	Capital Outlay on Civil Aviation	8443	Civil Deposit-108 Public Works Deposit	5.00
19.	Transfer to Public Works Deposit Funds	5054	Capital Outlay on Roads and Bridges	8443	Civil Deposit-108 Public Works Deposit	291.43
20.	Transfer to Public Works Deposit Funds	5055	Capital Outlay on Road Transport	8443	Civil Deposit-108 Public Works Deposit	0.65
21.	Transfer to Public Works Deposit Funds	5452	Capital Outlay on Tourism	8443	Civil Deposit-108 Public Works Deposit	12.36
22.	Transfer to Public Works Deposit Funds	2515	Other Rural Development Programme	8448	Deposit of Local Funds- 101 District Funds	213.56

Annexure - A- conclud.

(Refer to para 1(ii) of Notes to Accounts)

Statement showing Periodical Adjustments made by the Accountant General and other adjustments made by the State Government

B. Other Adjustments made by the State Government						
Sl. No.	Book Adjustment	Head of Account				Amount
		From		To		(₹ in crore)
23.	Transferred to the PL Account of Panchyat Bodies	2501	Special Programmes for Rural Development	8448	Deposit of Local Funds- 109 Panchyat Bodies Funds	271.54
24.	Transferred to the PL Account of Municipalities/ Municipal Corporation	2217	Urban Development	8448	Deposit of Local Funds- 102 Municipal Funds	237.31
25.	Transferred to the PL Account of Municipalities/ Municipal Corporation	6217	Loans for Urban Development	8448	Deposit of Local Funds- 102 Municipal Funds	560.00
26.	Transferred to the PL Account of Jharkhand Transmission Development Corporation	6801	Loans for Power Projects	8448	Deposit of Local Funds- 107 State Electricity Boards Working Funds	779.04
27.	Transferred to the PL Account of Jharkhand Transmission Development Corporation	2801	Power	8448	Deposit of Local Funds- 107 State Electricity Boards Working Funds	2258.92
28.	Transferred to the PL Account of Education Fund	2210	Medical and Public Health	8448	Deposit of Local Funds 111 Medical and Charitable Funds	271.54
29.	Transferred to the PL Account of Jharkhand State Housing Board	6216	Loans for Housing	8448	Deposit of Local Funds 108 State Housing Board Funds	8.00

Annexure - B

(Referred to Para 1(v)(a) of Notes to Accounts)

Major Works under Revenue Section

(₹ in crore)

Major Head	Sub-Major Head	Minor Head	Sub-head	Description	Detailed Head	Amount
2014	00	114	09	For infrastructure of the Judicial Academy under the recommendations of 13th Finance Commission	0545 Major Works	11.43
2515	00	001	28	Superintending Engineer (Rural Works Department) - Non- P.M.G.S.Y Road	0545 Major Works	0.86
3054	03	337	01	Road Works	0545 Major Works	2.48
3475	00	106	03	Strengthening of State Legal Measurement	0545 Major Works	1.19
Total						15.96

Note : The expenditure in Major Works includes cost of acquisition of land and structures.

Annexure - C

(Refer to Para 2 (i) of Notes to Accounts)

Statement showing details of receipts classified as "800 Other Receipts"

Sl. No.	Major Head	Nomenclature	Amount booked under "800"	Total Receipts	Per cent of amount booked under "800" over total receipts
			(₹ in crore)		
1	2	3	4	5	6
1	0041	Taxes on Vehicles	441.15	660.37	66.80
2	0051	Public Service Commission	0.44	0.49	89.80
3	0058	Stationery and Printing	0.08	0.08	100.00
4	0059	Public Works	2.00	2.09	95.69
5	0070	Other Administrative Services	46.90	50.58	92.72
6	0075	Miscellaneous General Services	23.11	23.11	100.00
7	0202	Education, Sports, Art and Culture	31.72	42.25	75.08
8	0211	Family Welfare	0.25	0.25	100.00
9	0215	Water Supply and Sanitation	11.42	13.19	86.58
10	0217	Urban Development	36.87	36.87	100.00
11	0220	Information and Publicity	0.18	0.18	100.00
12	0235	Social Security and Welfare	3.83	4.16	92.07
13	0250	Other Social Services	5.70	6.70	85.07
14	0401	Crop Husbandry	16.20	16.34	99.14

Annexure – C – conclud.

(Refer to Para 2 (i) of Notes to Accounts)

Statement showing details of receipts classified as "800 Other Receipts"

Sl. No.	Major Head	Nomenclature	Amount booked under "800"	Total Receipts	Per cent of amount booked under "800" over total receipts
			(₹ in crore)		
1	2	3	4	5	6
15	0403	Animal Husbandry	1.69	2.88	58.68
16	0404	Dairy Development	5.06	5.06	100.00
17	0405	Fisheries	4.36	4.53	96.25
18	0406	Forestry and Wild Life	3.65	3.75	97.33
19	0425	Co-operation	9.77	10.19	95.88
20	0435	Other Agricultural Programmes	0.20	0.20	100.00
21	0515	Other Rural Development Programmes	96.93	97.09	99.84
22	0700	Major Irrigation	194.97	194.97	100.00
23	0701	Medium Irrigation	20.23	20.23	100.00
24	0702	Minor Irrigation	1.68	1.68	100.00
25	0801	Power	13.39	13.39	100.00
26	0851	Village and Small Industries	2.01	2.24	89.73
27	0852	Industries	2.01	2.06	97.57
28	1054	Roads and Bridges	36.95	50.38	73.34
29	1055	Road Transport	0.01	0.01	100.00
30	1452	Tourism	2.51	2.51	100.00
31	1456	Civil Supplies	1.02	1.02	100.00
		Total	1016.29	1268.85	80.10

Note: During the year ₹ 1120.47 crore has been booked under "Other Receipts" in 46 Major Heads. More than 50 per cent of the total receipts booked under "800 Other Receipts" have been shown in this Annexure.


Annexure – D
(Refer to Para 3 (xi) of Notes to Accounts)
Rush of Expenditure

(₹ in crore)

Sl. No.	Major Head	Expenditure during 2014-15	Expenditure in March 2015	Per cent of expenditure
1	2705	0.28	0.28	100.00
2	2810	50.00	50.00	100.00
3	3075	466.18	466.18	100.00
4	4047	10.43	10.43	100.00
5	4406	3.00	3.00	100.00
6	4425	3.56	3.56	100.00
7	4853	0.16	0.16	100.00
8	5053	21.73	21.73	100.00
9	6216	6.00	6.00	100.00
10	6515	2.98	2.98	100.00
11	4402	34.87	34.54	99.07
12	4403	8.39	8.19	97.55
13	4235	160.02	154.21	96.37
14	2205	29.94	27.13	90.61
15	4405	9.77	8.59	87.89
16	4250	43.47	35.58	81.85
17	4055	153.80	121.48	78.98
18	2852	72.46	57.09	78.78
19	4220	0.45	0.34	75.88
20	4711	29.23	21.23	72.62
21	2211	80.80	57.38	71.01
22	2217	896.58	618.73	69.01
23	4408	12.40	8.49	68.52
24	2203	166.77	95.83	57.46
25	2401	306.43	173.60	56.65
26	2053	336.70	188.79	56.07
27	2204	22.62	12.44	54.98
28	5055	2.23	1.21	54.36
29	4401	8.41	4.49	53.36
30	2215	822.51	428.03	52.04
31	2425	94.02	47.88	50.92
32	2216	20.54	10.44	50.82


© COMPTROLLER AND
AUDITOR GENERAL OF INDIA
2015
www.cag.gov.in

www.agjh.cag.gov.in



सत्यमेव जयते

Finance Accounts (Volume II) 2014-15



झारखण्ड सरकार

Government of Jharkhand

FINANCE ACCOUNTS

(Volume-II)

2014-15

Government of Jharkhand

Table of Contents

Volume I

Subject	Page(s)
• Table of Contents	i - iii
• Certificate of the Comptroller and Auditor General of India	iv - v
• Guide to Finance Accounts	vi - xiii
Statement 1. Statement of Financial Position	1 - 3
Statement 2. Statement of Receipts and Disbursements Annexure A. Cash Balances and Investments of Cash Balances	4 - 7
Statement 3. Statement of Receipts (Consolidated Fund)	8 - 12
Statement 4. Statement of Expenditure (Consolidated Fund)	13 - 19
Statement 5. Statement of Progressive Capital Expenditure	20 - 26
Statement 6. Statement of Borrowings and Other Liabilities	27 - 30
Statement 7. Statement of Loans and Advances given by the Government	31 - 41
Statement 8. Statement of Investments of the Government	42
Statement 9. Statement of Guarantees given by the Government	43
Statement 10. Statement of Grants-in-aid given by the Government	44 - 46
Statement 11. Statement of Voted and Charged Expenditure	47 - 48
Statement 12. Statement on Sources and Application of funds for expenditure other than on Revenue Account	49 - 52
Statement 13. Summary of Balances under Consolidated Fund, Contingency Fund and Public Account	53 - 56
• Notes to Accounts	57 - 79

Volume II

Part I

Statement 14. Detailed Statement of Revenue and Capital Receipts by Minor Heads	80 - 118
Statement 15. Detailed Statement of Revenue Expenditure by Minor Heads	119 - 182
Statement 16. Detailed Statement of Capital Expenditure by Minor Heads and Sub-heads	183 - 282

Table of Contents

Statement 17.	Detailed Statement of Borrowings and Other Liabilities	283	-	304
Statement 18.	Detailed Statement on Loans and Advances given by the Government	305	-	322
Statement 19.	Detailed Statement of Investments of the Government	323	-	361
Statement 20.	Detailed Statement of Guarantees given by the Government			362
Statement 21.	Detailed Statement on Contingency Fund and Other Public Account transactions	363	-	373
Statement 22.	Detailed Statement on Investments of Earmarked Funds			374
 Part II				
Appendix I.	Comparative Expenditure on Salary	375	-	382
Appendix II.	Comparative Expenditure on Subsidy	383	-	408
Appendix III.	Grants-in-aid/ Assistance given by the State Government (Institution wise and Scheme wise)	409	-	432
Appendix IV.	Details of Externally Aided Projects			433
Appendix V.	Plan Scheme Expenditure	434	-	447
	A. Central Schemes (Centrally Sponsored Schemes and Central Plan Schemes)			
	B. State Plan Schemes			
Appendix VI.	Direct transfer of Central Scheme funds to implementing Agencies in the State (Funds routed outside State Budgets) (Unaudited figures)	448	-	452
Appendix VII.	Acceptance and Reconciliation of balances (As depicted in Statements 18 and 21)	453	-	458
Appendix VIII.	Financial results of Irrigation Schemes			459
Appendix IX.	Commitments of the Government- List of Incomplete Capital Works	460	-	527
Appendix X.	Maintenance of expenditure with segregation of Salary and Non-Salary portion	528	-	533
Appendix XI.	Major Policy Decisions of the Government during the year or New Schemes proposed in the budget			534
Appendix XII.	Committed Liabilities of the Government	535	-	536
Appendix XIII.	Re-organisation of State - Items for which allocation of balances between/ among the States has not been finalized	537	-	542

Volume-II

(Part-I)

14. DETAILED STATEMENT OF REVENUE AND CAPITAL RECEIPTS BY MINOR HEADS

Heads		Actuals		<i>Per cent of Increase (+) / Decrease (-) during the year</i>
		2014-15	2013-14	
RECEIPT HEADS (Revenue Account)		<i>(Rupees in lakh)</i>		
A- Tax Revenue				
(The figures are net after taking into account refunds)				
(a) Taxes on Income and Expenditure				
0020-	Corporation Tax			
901-	Share of net proceeds assigned to States	33,12,94.00	30,06,43.00	10.20
	Total -0020	33,12,94.00	30,06,43.00	10.20
0021-	Taxes on Income Other than Corporation Tax			
901-	Share of net proceeds assigned to States	23,65,76.00	19,79,65.00	19.50
	Total-0021	23,65,76.00	19,79,65.00	19.50
0028-	Other taxes on Income and Expenditure			
107-	Taxes on Professions , Trades,callings and Employment	57,10.59	49,91.14	14.41
901-	Share of net proceeds assigned to States	8.00	0.00	100.00
	Total-0028	57,18.59	49,91.14	14.57
	Total –(a) Taxes on Income and Expenditure	57,35,88.59	50,35,99.14	13.90

14. DETAILED STATEMENT OF REVENUE AND CAPITAL RECEIPTS BY MINOR HEADS - Contd.

Heads	Actuals		Per cent of Increase (+) / Decrease (-) during the year
	2014-15	2013-14	
RECEIPT HEADS (Revenue Account) - Contd.			<i>(Rupees in lakh)</i>
A- Tax Revenue – Contd.			
(b) Taxes on Property and Capital Transactions			
0029- Land Revenue			
101- Land Revenue/Tax	44,54.94	18,81.98	136.72
102- Taxes on Plantations	0.28	0.10	180.00
103- Rates and Cesses on Land	1,79.28	4,59.10	(-)60.95
104- Receipts from Management of ex-Zamindari Estates	9.94	8,20.85	(-)98.79
105- Receipts from Sale of Government Estates	34,45.15	44,41.68	(-)22.44
106- Receipts on account of Survey and Settlement Operations	0.13	0.00	100.00
107- Sale proceeds of Waste Lands and redemption of Land Tax	94.00	7,28.06	(-)87.09
800- Other Receipts	1,74.90	1,46,55.92	(-)98.81
901- Deduct- Portion of land Revenue due to Irrigation works	4.50	3.45	30.43
Total -0029	83,54.12	2,29,84.24	(-)63.65
0030- Stamps and Registration Fees			
01- Stamps - Judicial			
101- Court Fees realised in stamps	31,63.52	29,40.07	7.60
102- Sale of Stamps	7,08.61	6,33.88	11.79
800- Other Receipts	0.00	0.40	(-)100.00
Total - 01	38,72.13	35,74.35	8.33
02- Stamps - Non-Judicial			
101- Cost of Stamps	0.49	16.63	(-)97.05
102- Sale of Stamps	3,39,14.24	3,25,64.30	4.15
103- Duty on Impressing of Documents	0.00	0.06	(-)100.00
800- Other Receipts	0.00	6.60	(-)100.00
901- Deduct-Payments to Local bodies of net proceeds on duty levied by them on transfer of property	4,85.88	5,15.64 (*)	(-)5.77
Total - 02	3,34,28.85	3,20,71.95	4.23

(*) Minus balance is due to adjustment of Central Share by Government of India.

14. DETAILED STATEMENT OF REVENUE AND CAPITAL RECEIPTS BY MINOR HEADS - Contd.

Heads	Actuals		Per cent of Increase (+) / Decrease (-) during the year
	2014-15	2013-14	
RECEIPT HEADS (Revenue Account) - Contd.		<i>(Rupees in lakh)</i>	
A- Tax Revenue – Contd.			
(b) Taxes on Property and Capital Transactions – Concl'd.			
0030- Stamps & Registration Fees – Concl'd.			
03- Registration Fees			
104- Fees for registering documents	1,46,03.15	1,34,84.79	8.29
800- Other Receipts	11,62.38	11,29.25	2.93
Total - 03	1,57,65.53	1,46,14.04	7.88
Total - 0030	5,30,66.51	5,02,60.34	5.58
0032- Taxes on Wealth			
60 Other Agricultural Land			
901- Share of net proceeds assigned to States	8,94.00	8,26.00	8.23
Total 60	8,94.00	8,26.00	8.23
Total - 0032	8,94.00	8,26.00	8.23
Total - (b) Taxes on property and Capital Transactions	6,23,14.63	7,40,70.58	(-)15.87
(c) Taxes on Commodities and Services			
0037- Customs			
901- Share of net proceeds assigned to States	15,34,34.00	14,58,55.00	5.20
Total-0037	15,34,34.00	14,58,55.00	5.20
0038- Union Excise Duties			
01- Shareable Duties			
901- Share of net proceeds assigned to States	8,66,39.00	10,30,14.00	(-)15.90
Total - 01	8,66,39.00	10,30,14.00	(-)15.90
Total-0038	8,66,39.00	10,30,14.00	(-)15.90

14. DETAILED STATEMENT OF REVENUE AND CAPITAL RECEIPTS BY MINOR HEADS - Contd.

Heads	Actuals		Per cent of Increase (+) / Decrease (-) during the year
	2014-15	2013-14	
RECEIPT HEADS (Revenue Account) - Contd.			<i>(Rupees in lakh)</i>
A- Tax Revenue – Contd.			
(c) Taxes on Commodities and Services - Contd.			
0039- State Excise			
101- Country Spirits	47,54.88	43,66.50	8.89
102- Country fermented Liquors	0.36	2.76	(-)86.96
103- Malt Liquor	70.56	76.23	(-)7.44
105- Foreign Liquors and spirits	6,24,85.52	5,37,06.35	16.35
106- Commercial and denatured spirits and medicated wines	0.46	1.13	(-)59.29
107- Medicinal and toilet preparations containing alcohol, opium etc.	32.12	26.23	22.46
108- Opium, hemp and other drugs	0.44	0.26	69.23
150- Fines and confiscations	5,83.30	4,87.43	19.67
800- Other Receipts	60,88.08	43,71.31	39.27
900- Deduct Refunds	0.00	2,45.20	(-)100.00
Total - 0039	7,40,15.72	6,27,93.00	17.87
0040- Taxes on Sales, Trade, etc.			
101- Receipts under Central Sales Tax Act	10,27,32.40	10,29,04.00	(-)0.17
102- Receipts under State Sales Tax Act	70,46,73.20 (#)	62,76,87.41	12.26
104- Surcharge on Sales Tax	0.00	0.52	(-)100.00
107- Receipt of Turnover Tax	0.00	3.74	(-)100.00
800- Other Receipts	0.00	1.85	(-)100.00
900- Deduct Refunds	4,33.55	90.02	381.62
Total - 0040	80,69,72.05	73,05,07.50	10.47
0041- Taxes on Vehicles			
101- Receipts under Indian Motor Vehicles Act	2,19,22.60	59,75.58	266.87
102- Receipts under the State Motor Vehicles Taxation Acts	4,41,14.54	4,35,03.45	1.40
Total - 0041	6,60,37.14	4,94,79.03	33.46
0042- Taxes on Goods and Passengers			
106- Tax on entry of goods into Local Areas	27.74	1,08.21	(-)74.36
Total - 0042	27.74	1,08.21	(-)74.36

(#) Represents State Sales Tax collected under VAT.

14. DETAILED STATEMENT OF REVENUE AND CAPITAL RECEIPTS BY MINOR HEADS - Contd.

Heads	Actuals		Per cent of Increase (+) / Decrease (-) during the year
	2014-15	2013-14	
RECEIPT HEADS (Revenue Account) - Contd.		<i>(Rupees in lakh)</i>	
A- Tax Revenue – Concltd.			
(c) Taxes on Commodities and Services – Concltd.			
0043- Taxes and Duties on Electricity			
101- Taxes on consumption and sale of Electricity	1,71,19.99	1,31,70.57	29.99
102- Fees under the Indian Electricity Rules	0.07	6.31	(-)98.89
103- Fees for the electrical inspection of cinemas	4,19.82	5,30.13	(-)20.81
800- Other Receipts	0.00	8,72.22	(-)100.00
Total - 0043	1,75,39.88	1,45,79.23	20.31
0044- Service Tax			
901- Share of net proceeds assigned to States	13,98,56.00	14,56,29.00	(-)3.96
Total - 0044	13,98,56.00	14,56,29.00	(-)3.96
0045- Other Taxes and Duties on Commodities and Services			
101- Entertainment Tax	12,94.82	6,02.50	114.91
102- Betting Tax	0.00	5.07	(-)100.00
104- Foreign Travel Tax			
105- Luxury Tax	19,52.56	12,06.52	61.83
111- Taxes on Advertisement exhibited in Cinema Theatres	0.00	0.06	(-)100.00
800- Other Receipts	9.43	4,62.13	(-)97.96
Total - 0045	32,56.81	22,76.28	43.08
Total - (c) Taxes on Commodities and Services	1,34,77,78.34	1,25,42,41.25	7.46
Total - A - Tax Revenue	1,98,36,81.56	1,83,19,10.97	8.28

14. DETAILED STATEMENT OF REVENUE AND CAPITAL RECEIPTS BY MINOR HEADS - Contd.

Heads	Actuals		Per cent of Increase (+) / Decrease (-) during the year
	2014-15	2013-14	
RECEIPT HEADS (Revenue Account) - Contd.			<i>(Rupees in lakh)</i>
B - Non-Tax Revenue - Contd.			
(a) Fiscal Services - Concl'd.			
0047- Other Fiscal Services			
800- Other Receipts	0.00	0.00	0.00
Total - 0047	0.00	0.00	0.00
Total - (a) Fiscal Services	0.00	0.00	0.00
(b) Interest Receipts, Dividends and Profits			
0049- Interest Receipts			
103- Interest from Departmental Commercial Undertakings	35.69	0.95	3656.84
110- Interest realised on Investment of Cash balances	1,26,98.47	66,74.40	90.26
191- Interest from Local Bodies	33.16	0.00	100.00
800- Other Receipts	15,36.75	2,72.70	463.53
Total - 04	1,43,04.07	69,48.05	105.87
Total - 0049	1,43,04.07	69,48.05	105.87
0050- Dividends and Profits			
200- Dividends from other Investments	0.00	18,00.00	(-)100.00
Total - 0050	0.00	18,00.00	(-)100.00
Total - (b) Interest Receipts, Dividends and Profits	1,43,04.07	87,48.05	63.51
(c) Other Non -Tax Revenue			
(i) General Services			
0051- Public Service Commission			
105- State PSC Examination Fees	4.84	7,22.13	(-)99.33
800- Other Receipts	43.91	0.00	100.00
Total - 0051	48.75	7,22.13	(-)93.25
0055- Police			
101- Police supplied to other Governments	1,19.48	1,19.17	0.26
102- Police supplied to other parties	3,80.17	3,50.17	8.57
103- Fees, Fines and Forfeitures	4,84.59	5,86.75	(-)17.41
104- Receipts under Arms Act	1,00.35	53.58	87.29
105- Receipts of state-Head-quarters Police	35.85	62.68	(-)42.80
800- Other Receipts	2,99.24	2,04.35	46.44
Total - 0055	14,19.68	13,76.70	3.12

14. DETAILED STATEMENT OF REVENUE AND CAPITAL RECEIPTS BY MINOR HEADS - Contd.

Heads	Actuals		Per cent of Increase (+) / Decrease (-) during the year
	2014-15	2013-14	
RECEIPT HEADS (Revenue Account) - Contd.		<i>(Rupees in lakh)</i>	
B - Non-Tax Revenue - Contd.			
(c) Other Non -Tax Revenue – contd.			
(i) General Services – Contd.			
0056- Jails			
102- Sale of Jail Manufactures	4,85.66	4,57.92	6.06
800- Other Receipts	2,17.02	2,40.98	(-)9.94
Total - 0056	7,02.68	6,98.90	0.54
0058- Stationery and Printing			
101- Stationery receipts	0.02	0.01	100.00
800- Other Receipts	8.04	22.55	(-)64.35
Total 0058	8.06	22.56	(-)64.27
0059- Public Works			
01- Office Buildings			
011- Rents	8.94	8.33	7.32
800- Other Receipts	1,99.51	2,61.56	(-)23.72
Total - 01	2,08.45	2,69.89	(-)22.76
80- General			
800- Other Receipts	0.19	0.39	(-)51.28
Total - 80	0.19	0.39	(-)51.28
Total - 0059	2,08.64	2,70.28	(-)22.81

14. DETAILED STATEMENT OF REVENUE AND CAPITAL RECEIPTS BY MINOR HEADS - Contd.

Heads	Actuals		Per cent of Increase (+) / Decrease (-) during the year
	2014-15	2013-14	
RECEIPT HEADS (Revenue Account) - Contd.		<i>(Rupees in lakh)</i>	
B - Non-Tax Revenue - Contd.			
(c) Other Non -Tax Revenue – contd.			
(i) General Services – Contd.			
0070- Other Administrative Services			
01- Administration of Justice			
101- Fines and Forfeitures	0.00	8.74	(-)100.00
102- Fines and Forfeitures	2,66.82	0.00	100.00
501- Services and Service Fees	0.00	1,26.69	(-)100.00
800- Other Receipts	77.65	2,83.50	(-)72.61
Total - 01	3,44.47	4,18.93	(-)17.77
02- Elections			
101- Sale proceeds of election forms and documents	0.78	4.37	(-)82.15
104- Fees, Fines and Forfeitures	7.48	2.97	151.85
105- Contribution towards issue of voter identity cards	1.24	0.00	100.00
800- Other Receipts	42,67.45	50,10.19	(-)14.82
Total - 02	42,76.95	50,17.53	(-)14.76
0070- Other Administrative Services - conclud.			
60- Other Services			
103- Receipts under Explosives Act	2.57	1.68	52.98
105- Home Guards	0.03	0.64	(-)95.31
106- Civil Defence	0.01	0.04	(-)75.00
108- Marriage Fees	32.94	18.41	78.92
109- Fire Protection and Control	0.00	0.27	(-)100.00
115- Receipts from Guest Houses, Government Hostels etc.	7.67	10.37	(-)26.04
116- Passport Fees	18.09	22.32	(-)18.95
118- Receipts under Right to Information Act, 2005	30.46	26.41	15.34
800- Other Receipts	3,45.22	5,27.14	(-)34.51
Total - 60	4,36.99	6,07.28	(-)28.04
Total - 0070	50,58.41	60,43.74	(-)16.30

14. DETAILED STATEMENT OF REVENUE AND CAPITAL RECEIPTS BY MINOR HEADS - Contd.

Heads	Actuals		Per cent of Increase (+) / Decrease (-) during the year
	2014-15	2013-14	
RECEIPT HEADS (Revenue Account) - Contd.			<i>(Rupees in lakh)</i>
B - Non-Tax Revenue - Contd.			
(c) Other Non -Tax Revenue – contd.			
(i) General Services – Concl.			
0071- Contributions and Recoveries towards Pension and Other Retirement Benefits			
01- Civil			
101- Subscriptions and Contributions	2,13.34	2,41.58	(-)11.69
106- Pensionary charges in respect of High Court Judges recovered from the State Government	0.00	0.23	(-)100.00
800- Other Receipts	93.74	32.24	190.76
Total - 01	3,07.08	2,74.05	12.05
Total – 0071	3,07.08	2,74.05	12.05
0075- Miscellaneous General Services			
101- Unclaimed Deposits	0.00	0.11	(-)100.00
105- Sale of Land and property	0.00	0.03	(-)100.00
800- Other Receipts (A)	23,11.07	6.22 (A)	37055.47
Total - 0075	23,11.07	6.36	36237.58
Total - (i) General Services	1,00,64.37	94,14.72	6.90
(ii) Social Services			
0202- Education, Sports, Art and Culture			
01- General Education			
101- Elementary Education	2,78.16	2,86.13	(-)2.79
102- Secondary Education	2,25.17	1,18.77	89.58
103- University and Higher Education	23.44	35.35	(-)33.69
600- General	1,18.27	38.02	211.07
800- Other Receipts	30,63.52	35.82	8452.54
Total - 01	37,08.56	5,14.09	621.38

(A) Includes debt relief of ₹ 1,04,95.52 lakh (Principal) given by Ministry of Finance, Department of Expenditure vide letter no. 1/ 1/ DCRF/ Policy/ 2007/ FRU dated 26.03.2010. The net figure under this minor head is less due to accounting of “Deduct Refund”.

14. DETAILED STATEMENT OF REVENUE AND CAPITAL RECEIPTS BY MINOR HEADS - Contd.

Heads	Actuals		Per cent of Increase (+) / Decrease (-) during the year
	2014-15	2013-14	
RECEIPT HEADS (Revenue Account) - Contd.			
<i>(Rupees in lakh)</i>			
B - Non-Tax Revenue - Contd.			
(c) Other Non -Tax Revenue – contd.			
(ii) Social Services – Contd.			
02- Technical Education			
101- Tuitions and other fees	4,06.99	38.89	946.52
800- Other Receipts	98.55	18,23.48	(-)94.60
Total - 02	5,05.54	18,62.37	(-)72.86
03- Sports and Youth Services			
101- Physical Education-Sports and Youth Welfare	0.43	6.35	(-)93.23
800- Other Receipts	10.18	5.58	82.44
Total - 03	10.61	11.93	(-)11.06
04- Art and Culture			
101- Archives and Museums	0.67	2.43	(-)72.43
102- Public Libraries	0.00	0.18	(-)100.00
800- Other Receipts	0.05	0.44	(-)88.64
Total – 04	0.72	3.05	(-)76.39
Total - 0202	42,25.43	23,91.44	76.69
0210- Medical and Public Health			
01- Urban Health Services			
020- Receipts from Patients for hospital and dispensary services	14,47.77	9,70.90	49.12
101- Receipts from Employees State Insurance Scheme	1,72.84	5,15.02	(-)66.44
800- Other Receipts	1,70.85	61.21	179.12
Total - 01	17,91.46	15,47.13	15.79

14. DETAILED STATEMENT OF REVENUE AND CAPITAL RECEIPTS BY MINOR HEADS - Contd.

Heads	Actuals		Per cent of Increase (+) / Decrease (-) during the year
	2014-15	2013-14	
RECEIPT HEADS (Revenue Account) - Contd.			<i>(Rupees in lakh)</i>
B - Non-Tax Revenue - Contd.			
(c) Other Non -Tax Revenue – Contd.			
(ii) Social Services – Contd.			
02- Rural Health Services			
800- Other Receipts	1,87.26	26.79	598.99
Total - 02	1,87.26	26.79	598.99
03- Medical Education, Training and Research			
103- Unani	0.97	0.31	212.90
105- Allopathy	0.39	0.26	50.00
200- Other Systems	5.49	18.79	(-)70.78
Total - 03	6.85	19.36	(-)64.62
04- Public Health			
102- Sale of Sera/Vaccine	1.30	1.82	(-)28.57
104- Fees and Fines etc.	1,05.60	80.51	31.16
105- Receipts from Public Health Laboratories	0.04	0.00	100.00
Total - 04	1,06.94	82.33	29.89
80 General			
800- Other Receipts	2,40.19	3,10.59	(-)22.67
Total - 80	2,40.19	3,10.59	(-)22.67
Total - 0210	23,32.70	19,86.20	17.45
0211- Family Welfare			
101- Sale of contraceptives	0.00	0.86	(-)100.00
800- Other Receipts	25.41	6.60	285.00
Total - 0211	25.41	7.46	240.62

14. DETAILED STATEMENT OF REVENUE AND CAPITAL RECEIPTS BY MINOR HEADS - Contd.

Heads	Actuals		Per cent of Increase (+) / Decrease (-) during the year
	2014-15	2013-14	
RECEIPT HEADS (Revenue Account) - Contd.			<i>(Rupees in lakh)</i>
B - Non-Tax Revenue - Contd.			
(c) Other Non -Tax Revenue – Contd.			
(ii) Social Services – Contd.			
0215- Water Supply and Sanitation			
01- Water Supply			
102- Receipts from Rural water supply schemes	2.95	3.82	(-)22.77
103- Receipts from Urban water supply schemes	1.32	1.49	(-)11.41
104- Fees,Fines etc.	0.01	0.02	(-)50.00
800- Other Receipts	11,67.39	11,90.69	(-)1.96
Total - 01	11,71.67	11,96.02	(-)2.04
02- Sewerage and Sanitation			
103- Receipts from Sewerage Schemes	1,72.70	1,72.88	(-)0.10
800- Other Receipts	(-)25.16	11.00	(-)328.73
Total - 02	1,47.54	1,83.88	(-)19.76
Total - 0215	13,19.21	13,79.90	(-)4.40
0216- Housing			
01- Government Residential Buildings			
106- General Pool accommodation	1,89.31	90.76	108.58
107- Police Housing	0.02	0.00	100.00
700- Other Housing	1.61	0.94	71.28
Total - 01	1,90.94	91.70	108.22
02- Urban Housing			
800 Other Receipts	0.04	0.06	(-)33.33
Total-02	0.04	0.06	(-)33.33
03- Rural Housing			
800- Other Receipts	0.00	0.62	(-)100.00
Total - 03	0.00	0.62	(-)100.00
80- General			
800- Other Receipts	3.61	0.16	2156.25
Total - 80	3.61	0.16	2156.25
Total - 0216	1,94.59	92.54	110.28

14. DETAILED STATEMENT OF REVENUE AND CAPITAL RECEIPTS BY MINOR HEADS - Contd.

	Heads	Actuals		Per cent of Increase (+) / Decrease (-) during the year
		2014-15	2013-14	
RECEIPT HEADS (Revenue Account) - Contd.		<i>(Rupees in lakh)</i>		
B - Non-Tax Revenue - Contd.				
(c) Other Non -Tax Revenue – Contd.				
(ii) Social Services – Contd.				
0217-	Urban Development			
01-	State Capital Development			
800-	Other Receipts	36,00.00	6.61	54362.93
	Total 01	36,00.00	6.61	54362.93
03-	Integrated Development of Small and Medium Towns			
800-	Other Receipts	29.28	1.36	2052.94
	Total 03	29.28	1.36	2052.94
60-	Other Urban Development Schemes			
800-	Other Receipts	58.06	9,00.53	(-)93.55
	Total - 60	58.06	9,00.53	(-)93.55
	Total - 0217	36,87.34	9,08.50	305.87
0220-	Information and Publicity			
01-	Films			
102-	Receipts from Departmentally produced films	0.00	0.03	(-)100.00
	Total - 01	0.00	0.03	(-)100.00
60-	Others			
106-	Receipts from advertising and visual publicity	0.03	0.02	50.00
800-	Other Receipts	17.77	0.66	2592.42
	Total - 60	17.80	0.68	2517.65
	Total - 0220	17.80	0.71	2407.04

14. DETAILED STATEMENT OF REVENUE AND CAPITAL RECEIPTS BY MINOR HEADS - Contd.

Heads	Actuals		Per cent of Increase (+) / Decrease (-) during the year
	2014-15	2013-14	
RECEIPT HEADS (Revenue Account) - Contd.			<i>(Rupees in lakh)</i>
B - Non-Tax Revenue - Contd.			
(c) Other Non -Tax Revenue – Contd.			
(ii) Social Services – Concltd.			
0230- Labour and Employment			
101- Receipts under Labour laws	83.67	1,15.23	(-)27.39
102- Fees for registration of Trade Unions	16.76	31.54	(-)46.86
103- Fees for inspection of Steam Boilers	22.20	24.29	(-)8.60
104- Fees realized under Factory's Act	1,87.14	1,68.46	11.09
106- Fees under Contract Labour (Regulation and Abolition Rules)	47,71.35	36,81.42	29.61
800- Other Receipts	2,31.65	2,49.27	(-)7.07
Total - 0230	53,12.77	42,70.21	24.41
0235- Social Security and Welfare			
01- Rehabilitation			
101- Dandakaranya Development Scheme	33.08	1,50.41	(-)78.01
102- Relief and Rehabilitation of Displaced persons and Repatriates	0.05	0.00	100.00
800- Other Receipts	74.91	1,11.48	(-)32.80
Total - 01	1,08.04	2,61.89	(-)58.75
60- Other Social Security and Welfare Programme			
800- Other Receipts	3,07.96	2,62.04	17.52
Total - 60	3,07.96	2,62.04	17.52
Total - 0235	4,16.00	5,23.93	(-)20.60
0250- Other Social Services			
102- Welfare of Scheduled Castes, Scheduled Tribes and other Backward Classes	1,00.40	1.45	6824.14
800- Other Receipts	5,70.06	4,15.36	37.24
Total - 0250	6,70.46	4,16.81	60.86
Total - (ii) Social Services	1,82,01.71	1,19,77.70	51.96

14. DETAILED STATEMENT OF REVENUE AND CAPITAL RECEIPTS BY MINOR HEADS - Contd.

Heads	Actuals		Per cent of Increase (+) / Decrease (-) during the year
	2014-15	2013-14	
RECEIPT HEADS (Revenue Account) - Contd.			<i>(Rupees in lakh)</i>
B - Non-Tax Revenue - Contd.			
(c) Other Non -Tax Revenue – Contd.			
(iii) Economic Services			
0401- Crop Husbandry			
103- Seeds	3.72	7.34	(-)49.32
104- Receipts from Agricultural Farms	0.47	4.81	(-)90.23
105- Sale of manures and fertilisers	6.64	9.86	(-)32.66
107- Receipts from Plant Protection Services	4.00	8.12	(-)50.74
119- Receipts from Horticulture and Vegetable crops	0.00	6.55	(-)100.00
800- Other Receipts	16,19.65	11,93.67	35.69
Total - 0401	16,34.48	12,30.35	32.85
0403- Animal Husbandry			
102- Receipts from Cattle and Buffalo development	1,10.63	1,15.43	(-)4.16
103- Receipts from Poultry development	0.84	9.91	(-)91.52
104- Receipts from shep and Wool development	0.00	0.08	(-)100.00
105- Receipts from Piggery development	1.25	0.73	71.23
106- Receipts from Fodder and Feed Development	0.00	1.93	(-)100.00
501- Services and Service Fees	6.58	6.63	(-)0.75
800- Other receipts	1,69.18	2,67.22	(-)36.69
Total - 0403	2,88.48	4,01.93	(-)28.23
0404- Dairy Development			
101- Grants From Indian Council of Agricultural Research	0.00	24.03	(-)100.00
800- Other Receipts	5,06.30	20,74.55	(-)75.59
Total - 0404	5,06.30	20,98.58	(-)75.87
0405- Fisheries			
011- Rents	10.64	32.65	(-)67.41
102- Licence Fees, Fines etc.	0.00	2.48	(-)100.00
103- Sale of fish, fish seeds etc.	6.09	51.71	(-)88.22
110- Grants from Indian Council of Agricultural Research	0.00	0.07	(-)100.00
800- Other Receipts	4,35.86	3,56.03	22.42
Total - 0405	4,52.59	4,42.94	2.18

14. DETAILED STATEMENT OF REVENUE AND CAPITAL RECEIPTS BY MINOR HEADS - Contd.

Heads	Actuals		Per cent of Increase (+) / Decrease (-) during the year
	2014-15	2013-14	
RECEIPT HEADS (Revenue Account) - Contd.			<i>(Rupees in lakh)</i>
B - Non-Tax Revenue - Contd.			
(c) Other Non -Tax Revenue – Contd.			
(iii) Economic Services – Contd.			
0406- Forestry and Wild Life			
01- Forestry			
101- Sale of timber and other forest produce	9.31	19.78	(-)52.93
102- Receipts from social and farm forestries	0.00	2.54	(-)100.00
800- Other Receipts	3,23.84	4,49.64	(-)27.98
Total - 01	3,33.15	4,71.96	(-)29.41
02- Environmental Forestry and Wild Life			
800- Other Receipts	32.43	45.45	(-)28.65
Total - 02	32.43	45.45	(-)28.65
Total - 0406	3,65.58	5,17.41	(-)29.34
0425- Cooperation			
101- Audit Fees	41.56	48.42	(-)14.17
800- Other Receipts	9,77.08	4,09.83	138.41
Total - 0425	10,18.64	4,58.25	122.29
0435- Other Agricultural Programmes			
104- Soil and Wate Conservation	0.00	1.68	(-)100.00
800- Other Receipts	20.45	16.78	21.87
Total - 0435	20.45	18.46	10.78
0515- Other Rural Development Programmes			
101- Receipts under Panchayati Raj Acts	15.75	50.37	(-)68.73
800- Other Receipts	96,92.87	11,52.69	740.89
Total - 0515	97,08.62	12,03.06	706.99

14. DETAILED STATEMENT OF REVENUE AND CAPITAL RECEIPTS BY MINOR HEADS - Contd.

Heads	Actuals		Per cent of Increase (+) / Decrease (-) during the year
	2014-15	2013-14	
RECEIPT HEADS (Revenue Account) - Contd.		<i>(Rupees in lakh)</i>	
B - Non-Tax Revenue - Contd.			
(c) Other Non -Tax Revenue – Contd.			
(iii) Economic Services – Contd.			
0700- Major Irrigation			
80- General			
800- Other Receipts	1,94,97.27	47,31.77	312.05
Total - 80	1,94,97.27	47,31.77	312.05
Total - 0700	1,94,97.27	47,31.77	312.05
0701- Medium Irrigation			
01- Major Irrigation - Commercial			
800- Other Receipts	0.07	0.09	(-)22.22
Total - 01	0.07	0.09	(-)22.22
80- General			
800- Other Receipts	20,22.88	39,56.65	(-)48.87
Total - 80	20,22.88	39,56.65	(-)48.87
Total - 0701	20,22.95	39,56.74	(-)48.87
0702- Minor Irrigation			
01- Surface Water			
101- Receipts from water tanks	0.00	0.21	(-)100.00
800- Other Receipts	1,68.25	3,00.82	(-)44.07
Total - 01	1,68.25	3,01.03	(-)44.11
80- General			
800- Other Receipts	0.00	9.86	(-)100.00
Total - 80	0.00	9.86	(-)100.00
Total - 0702	1,68.25	3,10.89	(-)45.88

14. DETAILED STATEMENT OF REVENUE AND CAPITAL RECEIPTS BY MINOR HEADS - Contd.

Heads	Actuals		
	2014-15	2013-14	Per cent of Increase (+) / Decrease (-) during the year
RECEIPT HEADS (Revenue Account) - Contd.			
<i>(Rupees in lakh)</i>			
B - Non-Tax Revenue - Contd.			
(c) Other Non -Tax Revenue – Contd.			
(iii) Economic Services – Contd.			
0801- Power			
80- General			
800- Other Receipts	13,39.24	6,26.11	113.90
Total-0801	13,39.24	6,26.11	113.90
0802- Petroleum			
800- Other Receipts	0.40	0.00	100.00
Total-0802	0.40	0.00	100.00
0851- Village and Small Industries			
101- Industrial Estates	1.51	2.87	(-)47.39
102- Small Scale Industries	3.70	1.79	106.70
103- Handloom Industries	0.15	0.01	1400.00
104- Handicraft Industries	0.78	1.01	(-)22.77
107- Sericulture Industries	16.39	24.35	(-)32.69
200- Other Village Industries	0.00	0.12	(-)100.00
800- Other Receipts	2,01.17	29.19	589.17
Total - 0851	2,23.70	59.34	276.98
0852- Industries			
08- Consumer Industries			
800- Other Receipts	5.09	11.53	(-)55.85
Total - 08	5.09	11.53	(-)55.85
80- General			
800- Other Receipts	2,00.78	0.00	100.00
Total - 80	2,00.78	0.00	100.00
Total - 0852	2,05.87	11.53	1685.52

14. DETAILED STATEMENT OF REVENUE AND CAPITAL RECEIPTS BY MINOR HEADS - Contd.

Heads	Actuals		
	2014-15	2013-14	Per cent of Increase (+) / Decrease (-) during the year
RECEIPT HEADS (Revenue Account) - Contd.			
<i>(Rupees in lakh)</i>			
B - Non-Tax Revenue - Contd.			
(c) Other Non -Tax Revenue – Contd.			
(iii) Economic Services – Contd.			
0853- Non-ferrous Mining and Metallurgical Industries			
102- Mineral concession fees, rents and royalties	34,72,81.41	32,30,16.46	7.51
103- Receipts under the Carbide of Calcium Rules	0.00	0.02	(-)100.00
104- Mines Department	6.24	2.98	109.40
800- Other Receipts	11.84	2.72	335.29
Total - 0853	34,72,99.49	32,30,22.18	7.52
1053- Civil Aviation			
800- Other Receipts	0.00	10.36	(-)100.00
Total-1053	0.00	10.36	-100.00
1054- Roads and Bridges			
102- Tolls on Roads	13,42.82	46,20.15	(-)70.94
800- Other Receipts	36,95.42	1.90	194395.79
Total -1054	50,38.24	46,22.05	9.00
1055 Road Transport			
800- Other Receipts	0.94	10.10	(-)90.69
Total -1055	0.94	10.10	(-)90.69
1452- Tourism			
103- Receipts from Tourists Transport			
800- Other Receipts	2,51.03	2,58.12	(-)2.75
Total -1452	2,51.03	2,58.12	(-)2.75
1456- Civil Supplies			
800- Other Receipts	1,01.52	65.63	54.69
Total -1456	1,01.52	65.63	54.69

14. DETAILED STATEMENT OF REVENUE AND CAPITAL RECEIPTS BY MINOR HEADS - Contd.

Heads	Actuals		Per cent of Increase (+) / Decrease (-) during the year	
	2014-15	2013-14		
RECEIPT HEADS (Revenue Account) - Contd.		<i>(Rupees in lakh)</i>		
B - Non-Tax Revenue - Concl'd.				
(c) Other Non -Tax Revenue – Concl'd.				
(iii) Economic Services – Concl'd.				
1475- Other General Economic Services				
102- Patent Fees	0.00	1.27	(-)100.00	
105- Regulation of Joint Stock Companies	0.99	0.76	30.26	
106- Fees for stamping weights and measures	7,82.67	10,23.06	(-)23.50	
108- Trade Demonstration and publicity	0.00	0.29	(-)100.00	
800- Other Receipts	8.46	49.47	(-)82.90	
	Total -1475	7,92.12	10,74.85	(-)26.30
	Total - (iii) Economic Services	39,09,36.16	34,51,30.65	13.27
	Total - (c) Other Non-Tax Revenue	41,92,02.24	36,65,23.07	14.37
	Total - B - Non -Tax Revenue	43,35,06.31	37,52,71.12	15.52

14. DETAILED STATEMENT OF REVENUE AND CAPITAL RECEIPTS BY MINOR HEADS - Contd.

Heads	Actuals		Per cent of Increase (+) / Decrease (-) during the year
	2014-15	2013-14	
RECEIPT HEADS (Revenue Account) - Contd.			
		<i>(Rupees in lakh)</i>	
C- Grants-In-Aid and Contributions			
1601 - Grants-in-aid from Central Government			
01 - Non-Plan Grants			
104 - Grants under the proviso to Article 275(1) of the Constitution-			
Elementary Education	3,69,00.00	0.00	100.00
Grants for maintenance of Roads and Bridges	96,00.00	84,00.00	14.29
Grants for maintenance of Forests	57,86.00	38,56.99	50.01
Grants for State specific needs	2,33,25.00	3,22,00.00	(-)27.56
Grants for Panchyati Raj Institution and Urban Local Bodies (ULBs)	5,55,71.42	4,96,93.15	11.83
Unique identification (UID)below the Poverty line	0.00	57,91.61	(-)100.00
Improvement in Delivery of Justice	75,42.85	7,62.60	889.10
Grants for Reduction in the Infant Mortality Rate	0.00	12,11.55	(-)100.00
109 - Grants towards contribution to State Disaster Response Fund	2,36,52.00	2,25,26.00	5.00
110 - Grants to cover Gap in Resources			
Compensation to State Government for Revenue loss due to phasing out of the Central Sales Tax (CST)	71,53.00	0.00	100.00
800 - Other grants-			
Other Administration Services-			
Grants to States for VAT related expenditure	0.00	10,83.00	(-)100.00
Police-			
Modernisation of Police Force			
Strengthening of State Police Organisations	36,94.70	16,87.50	118.95

14. DETAILED STATEMENT OF REVENUE AND CAPITAL RECEIPTS BY MINOR HEADS - Contd.

Heads	Actuals		
	2014-15	2013-14	Per cent of Increase (+) / Decrease (-) during the year
RECEIPT HEADS (Revenue Account) - Contd.		<i>(Rupees in lakh)</i>	
C- Grants-In-Aid and Contributions - Contd.			
1601 - Grants-in-aid from Central Government - Contd.			
01 - Non-Plan Grants - Concl'd.			
Police - Other Grants			
Special Assistance to States	48,01.23	47,78.74	0.47
Total - 01	17,80,26.20	13,19,91.14	34.88
02 - Grants for State/ Union Territory Plan Schemes			
101 - Block Grants			
Normal Central Assistance	4,01,50.88	3,89,03.37	3.21
Additional Central Assistance for other Projects	41,15.75	50,99.98	(-)19.30
Additional Central Assistance For Externally aided projects	(-)76.41 (a)	76.41	(-)200.00
National Social Assistance Programme including Annapurna	0.00	3,36,18.19	(-)100.00
Accelerated Irrigation Benefit Programme	34,98.32	0.00	100.00
National E-Governance Action Plan (NEGAP)	0.00	7,46.00	(-)100.00
Jawahar Lal Nehru Urban renewal Mission (JNNURM)	0.00	1,29,90.80	(-)100.00
Additional Central Assistance for LWE affected districts	3,40,00.00	1,84,19.04	84.59

(a) Includes ₹ 108.91 lakh have been taken back by the Reserve Bank of India at the advice of the Ministry of Finance, Department of Expenditure, Government of India, New Delhi for adjusting the wrong credit of ₹ 76.41 lakh during the year 2013-14 and ₹ 32.50 lakh during the year 2014-15 as these amounts have been inadvertently released to Government of Jharkhand instead of Government of Himachal Pradesh.

14. DETAILED STATEMENT OF REVENUE AND CAPITAL RECEIPTS BY MINOR HEADS - Contd.

Heads	Actuals		Per cent of Increase (+) / Decrease (-) during the year
	2014-15	2013-14	
RECEIPT HEADS (Revenue Account) - Contd.		<i>(Rupees in lakh)</i>	
C- Grants-In-Aid and Contributions – Contd.			
1601 - Grants-in-aid from Central Government – Contd.			
02 - Grants for State/ Union Territory Plan Schemes - Contd.			
104 - Grants under proviso to Article 275(1) of the Constitution			
Scheme under Tribal Sub-plan	1,94,44.11	2,14,67.40	(-)9.42
105 - Grants from Central Road Fund			
Grants for State Road	17,74.00	46,14.00	(-)61.55
112 - Technical Education	21,17.86	0.00	100.00
117 - Police- Other Grants			
Critical Infrastructure in Extremist Affected Areas	0.00	16,52.33	(-)100.00
Assistance to counter Insurgency & Anti Terrorism School	0.00	2,00.00	(-)100.00
168 - Sports and Youth Services	21.87	0.00	100.00
170 - Urban Housing - Other Grants	60,38.53	0.00	100.00
180 - Secondary Education-			
Rastriya Madhyamik Shiksha Abhiyan	6,87.67	0.00	100.00
188 - Elementary Education-			
National Programme of Mid Day Meals in Schools	1,08,45.25	0.00	100.00
Sarva Shiksha Abhiyan	4,65,80.14	0.00	100.00
Support to Education Development including Teacher Training & Adult Education	35.00	0.00	100.00
191 - Assistance to Local Bodies	38.84	0.00	100.00

14. DETAILED STATEMENT OF REVENUE AND CAPITAL RECEIPTS BY MINOR HEADS - Contd.

Heads	Actuals		Per cent of Increase (+) / Decrease (-) during the year
	2014-15	2013-14	
RECEIPT HEADS (Revenue Account) - Contd.		<i>(Rupees in lakh)</i>	
C- Grants-In-Aid and Contributions – Contd.			
1601 - Grants-in-aid from Central Government – Contd.			
02 - Grants for State/ Union Territory Plan Schemes - Contd.			
246 - Family Welfare			
Flexible Pool for Communicable Diseases	40,39.28	0.00	100.00
Flexible Pool for Non Communicable Diseases	10,76.35	0.00	100.00
National AIDS Control Programme	13,04.08	0.00	100.00
National Leprosy Eradiction Programme	90.46	0.00	100.00
National Tobacco Control Programme	18.09	0.00	100.00
National Urban Health Mission	13,15.21	0.00	100.00
NRHM-RCH Flexible Pool	1,32,69.79	0.00	100.00
Public Health Prevention and Control of Diseases	1,57.75	0.00	100.00
Pulse Polio Immunization Programme	5,61.60	0.00	100.00
264 - Water Supply - Rural Water Supply	1,15,12.00	0.00	100.00
269 - Sewrage and Sanitation Service	8,74.01	0.00	100.00
358 - Social Welfare- Child Welfare	8,11.39	0.00	100.00
416 - Rural Housing- Indira Awaas Yojana	1,71,55.37	0.00	100.00
417 - Social Welfare - Welfare of Aged, Infirm and Destitute	2,18,99.13	0.00	100.00
418 - Self Employment Programme- National Rural Livelyhood Mission	67,08.30	0.00	100.00
419 - Rural Employment Gurantee Scheme	7,24,33.41	0.00	100.00
420 - Pradhan Mantri Gram Sadak Yojana			
EAP Component	2,49,48.49	0.00	100.00

14. DETAILED STATEMENT OF REVENUE AND CAPITAL RECEIPTS BY MINOR HEADS - Contd.

Heads	Actuals		Per cent of Increase (+) / Decrease (-) during the year
	2014-15	2013-14	
RECEIPT HEADS (Revenue Account) - Contd.		<i>(Rupees in lakh)</i>	
C- Grants-In-Aid and Contributions – Contd.			
1601 - Grants-in-aid from Central Government – Contd.			
02 - Grants for State/ Union Territory Plan Schemes - Contd.			
446 - Crop Husbandry-Other Grants			
Additional Central Assistance for State Plan under RKVY	1,53,15.00	1,47,10.00	4.11
Commercial Crops	22,61.51	0.00	100.00
Horticulture& Vegetable Crops	18,67.10	0.00	100.00
National Mission for Sustainable Agriculture	50.69	0.00	100.00
National Mission on Micro Irrigation (NMMI)	9,30.00	0.00	100.00
Extension and Farmers Training	10,57.77	0.00	100.00
Development of Oil Seeds	73.52	0.00	100.00
471 - Other Rural Development Programme			
Grants for Backward Regions	1,63,24.00	24,86.00	556.64
Rajiv Gandhi Panchyat Sashaktikaran Abhiyan	16,20.22	0.00	100.00
583 - Animal Husbandry			
National Afforestation Programme	11,14.00	0.00	100.00
665 - National Afforestation Programme			
Foreign Trade and Export Promotion	3,40.00	0.00	100.00
720 - Foreign Trade and Export Promotion			
Special Component Plan for Scheduled Castes	5,14.00	0.00	100.00
789 - Special Component Plan for Scheduled Castes			
Animal Husbandry	1,86.00	0.00	100.00
Crop Husbandry	12,64.45	0.00	100.00
Family Welfare-			
Flexipool for Communicable Diseases	26,30.37	0.00	100.00
Flexipool for Non Communicable Diseases	1,73.31	0.00	100.00

14. DETAILED STATEMENT OF REVENUE AND CAPITAL RECEIPTS BY MINOR HEADS - Contd.

Heads	Actuals		Per cent of Increase (+) / Decrease (-) during the year
	2014-15	2013-14	
			<i>(Rupees in lakh)</i>
RECEIPT HEADS (Revenue Account) - Contd.			<i>(Rupees in lakh)</i>
C- Grants-In-Aid and Contributions – Contd.			
1601- Grants-in-aid from Central Government – Contd.			
02- Grants for State/ Union Territory Plan Schemes - Contd.			
National Blindness Control Programme	20.00	0.00	100.00
National Tobacco Control Programme	3.60	0.00	100.00
National Urban Health Mission	1,73.21	0.00	100.00
NHM-RCH-Flexible Pool	8,25.00	0.00	100.00
Other Rural Development Programme-Panchayati Raj-Grants for Backward Regions	35,83.00	3,36.00	966.37
Social Welfare- Child Welfare- Rajiv Gandhi Scheme for Empowerment of Adolescent Girls	1,33.11	0.00	100.00
Rural Housing- Indira Awaas Yojana	12,13.14	0.00	100.00
Elementary Education- Sarva Shiksha Abhiyan	1,02,01.77	0.00	100.00
Elementary Education- National Programme of Mid Day Meals in Schools	27,48.65	0.00	100.00
Secondary Education- Rastriya Madhyamik Shiksha Abhiyan	81,58.57	0.00	100.00
Central Assistance for Developing Export Infrastructure and Other Allied Activities	1,15.00	0.00	100.00
Support to Education Development including Teacher Training & Adult Education	1,27.55	0.00	100.00
Scheme for the Development of Scheduled Castes	1,40.88	0.00	100.00
Sewerage and Sanitation Services	2,68.60	0.00	100.00
Water Supply-Rural Water Supply Programme	36,41.49	0.00	100.00
Youth Welfare Programme for Students- National Service Scheme	3.22	0.00	100.00
National Afforestation Programme	5,20.30	0.00	100.00
National e-Governance Action Plan	1,72.47	0.00	100.00

14. DETAILED STATEMENT OF REVENUE AND CAPITAL RECEIPTS BY MINOR HEADS - Contd.

Heads	Actuals		Per cent of Increase (+) / Decrease (-) during the year
	2014-15	2013-14	
RECEIPT HEADS (Revenue Account) - Contd.		<i>(Rupees in lakh)</i>	
C- Grants-In-Aid and Contributions – Contd.			
1601 - Grants-in-aid from Central Government – Contd.			
02 - Grants for State/ Union Territory Plan Schemes - Concltd.			
796 - Tribal Area Sub-Plan			
Crop Husbandry	40,14.71	0.00	100.00
Family Welfare -			
Flexipool for communicable Diseases	2,02.38	0.00	100.00
Flexipool for Non communicable Diseases	4,30.03	0.00	100.00
National Urban Health Mission	1,61.59	0.00	100.00
NHM-RCH-Flexible Pool	55,12.00	0.00	100.00
Public Health-Prevention and Control of Diseases	22,22.09	0.00	100.00
Rural Housing- Indira Awaas Yojana	26,61.63	0.00	100.00
Elementary Education- Sarva Shiksha Abhiyan	1,96,39.27	0.00	100.00
Elementary Education- National Programme of Mid Day Meals in Schools	79,15.02	0.00	100.00
Secondary Education- Rastriya Madhyamik Shiksha Abhiyan	22,74.07	0.00	100.00
Umbrella Scheme for Education of ST Children	65,40.23	0.00	100.00
Support to Education Development including Teacher Training & Adult Education	1,08.60	0.00	100.00
Welfare for Scheduled Tribe - Grants for Backward Region	82,68.00	12,63.00	554.63
Sewerage and Sanitation Services	11,62.61	0.00	100.00
Water Supply-Rural Water Supply Programme	47,26.75	0.00	100.00
Youth Welfare Programme for Students- National Service Scheme	27.91	0.00	100.00
National e-Governance Action Plan	3,84.39	0.00	100.00
Total-02	49,14,69.30	15,65,82.52	213.87

14. DETAILED STATEMENT OF REVENUE AND CAPITAL RECEIPTS BY MINOR HEADS - Contd.

Heads	Actuals		Per cent of Increase (+) / Decrease (-) during the year
	2014-15	2013-14	
RECEIPT HEADS (Revenue Account) - Contd.		<i>(Rupees in lakh)</i>	
C- Grants-In-Aid and Contributions – Contd.			
1601 - Grants-in-aid from Central Government – Contd.			
03 - Grants for Central Plan Schemes-			
168 - Sports and Youth Services-			
National Programme for Youth & Adolescent Development	0.00	4.69	(-)100.00
191 - Assistance to Local Bodies			
Rajiv Awas Yojana	0.00	1,22.00	(-)100.00
306 - Minor Irrigation	1,11.02	0.00	100.00
310 - Animal Husbandry			
Livestock Census	0.00	90.65	(-)100.00
377 - Welfare of Backward Classes - Education	32,38.36	0.00	100.00
414 - Civil Supplies			
Generating Awareness amongst TPDS beneficiaries	0.00	9,47.02	(-)100.00
432 - Surveys & Statistics - Economic Advice & Statistics	17,31.49	0.00	100.00
438 - Crop Husbandry			
Agriculture Engineering	2,21.81	3,46.54	(-)35.99
Strengthening and Modernization of pest management approach in India	0.00	25.00	(-)100.00
Agriculture Economies & Statistics	15.55	2,43.66	(-)93.62
467 - Land Reforms			
National Land Records Modernization Programme	0.00	1,17.64	(-)100.00

14. DETAILED STATEMENT OF REVENUE AND CAPITAL RECEIPTS BY MINOR HEADS - Contd.

Heads	Actuals		Per cent of Increase (+) / Decrease (-) during the year
	2014-15	2013-14	
RECEIPT HEADS (Revenue Account) - Contd.		<i>(Rupees in lakh)</i>	
C- Grants-In-Aid and Contributions – Contd.			
1601 - Grants-in-aid from Central Government – Contd.			
03 - Grants for Central Plan Schemes- conclud.			
576 - Animal Husbandary-Cattle & Buffalo Development			
Integrated Sample Survey on Estimation of Production of Major Livestock Product	1.30	2.00	(-)35.00
632 - Fisheries-Marine Fisheries	82.04	0.00	100.00
789 - Special Component Plan for Scheduled Castes			
Post Harvest Technology & Management	0.00	24.31	(-)100.00
Outsourcing of training & Demonstratin of newly developed agricultural equipment including horticultural equipment	0.00	54.00	(-)100.00
Sub Mission on Agricultural Mechanization	64.40	0.00	100.00
Welfare of 'SC'- Economic Development	16,06.04	13,76.00	16.72
Social Welfare-Welfare of Handicapped	5.48	0.00	100.00
Fisheries - Marine Fisheries	99.75	0.00	100.00
796 - Tribal Area Sub-Plan			
Post Harvest Technology & Management	0.00	10.19	(-)100.00
Sub Mission on Agricultural Mechanization	71.55	0.00	100.00
Welfare of Scheduled Tribes-Education	11,07.11	0.00	100.00
Deduct - Refunds	0.00	5,36.03 (b)	
Total - 03	83,55.90	28,27.67	195.50

(b) Grant for ₹ 5,36.03 lakhs for the year 2009-10 regarding Production and Distributionl of Quality Seeds under Beej Gram Programme of Agriculture Department has been refunded during the year 2013-14.

14. DETAILED STATEMENT OF REVENUE AND CAPITAL RECEIPTS BY MINOR HEADS - Contd.

Heads	Actuals		Per cent of Increase (+) / Decrease (-) during the year
	2014-15	2013-14	
RECEIPT HEADS (Revenue Account) - Contd.		<i>(Rupees in lakh)</i>	
C- Grants-In-Aid and Contributions – Contd.			
1601- Grants-in-aid from Central Government – Contd.			
04 - Grants for Centrally Sponsored Plan Schemes			
105 - Grants from Central Road Fund	11,40.00	0.00	100.00
112 - Technical Education			
Technical Education Quality Improvement Programme of Government of India (TEQIP)	1,72.50	30.00	475.00
Upgradation of existing Polytechnics	0.00	4,03.00	(-)100.00
Engineering/Technical Colleges and Institutes	0.00	2,99.44	(-)100.00
117 - Police- Other Grants			
National Scheme for Modernization of Police & Other Forces	17,62.61	0.00	100.00
168 - Sports and Youth Services			
Youth welfare programme for students	0.00	50.88	(-)100.00
180 - Secondary Education			
Scheme for construction and Running of Girls Hostel for students of secondary & Higher Secondary Education	0.00	32,27.82	(-)100.00
Vocationalisation of Higher Secondary Education	0.00	1,93.98	(-)100.00
188 - Elementary Education			
National Programme of Mid Day Meal in schools (MDM)	0.00	2,38,00.12	(-)100.00
Rastriya Uchchatar Shiksha Abhiyan(RUSA)	0.00	1,96.95	(-)100.00
Technical Education Quality Improvement Programme	1,16.25	0.00	100.00
214 - Administration of Justice			
Grants for Infrastructural Facilities for Judiciary	30,44.00	16,93.00	79.80

14. DETAILED STATEMENT OF REVENUE AND CAPITAL RECEIPTS BY MINOR HEADS - Contd.

Heads	Actuals		Per cent of Increase (+) / Decrease (-) during the year
	2014-15	2013-14	
RECEIPT HEADS (Revenue Account) - Contd.		<i>(Rupees in lakh)</i>	
C- Grants-In-Aid and Contributions – Contd.			
1601- Grants-in-aid from Central Government – Contd.			
04 - Grants for Centrally Sponsored Plan Schemes - contd.			
236 - Family Welfare			
Direction and Administration	4,14.17	77,52.97	(-)94.66
NRHM-RCH Flexible pool	25.50	0.00	100.00
Urban Family Welfare Centre	0.00	21.14	(-)100.00
Training of Health and Family Welfare	0.00	3,79.15	(-)100.00
Health prevention and control of diseases	0.00	14.98	(-)100.00
282 - Water Supply and Sanitation			
Swachh Bharat Mission	15,27.00	0.00	100.00
287 - Labour and Employment			
Training of Craftsmen and Supervisors	28.12	2,64.05	(-)89.35
Social Security for Unorganised Workers	3,05.25	0.00	100.00
356 - Social Welfare -Woman's Welfare			
National Mission for empowerment of women(NMEW)	0.00	23.70	(-)100.00
Indira Gandhi Matritva Yojana	0.00	34.64 (c)	(-)100.00
358 - Social Welfare- Child Welfare			
Integrated Child Development Services (ICDS)	2,79,16.38	3,20,89.31	(-)13.00
World Bank Assisted ICDS Project	2,91.42	16,68.00	(-)82.53
Integrated Child Protection Scheme (ICPS)	36.03	1,44.96	(-)75.14
Rajiv Gandhi Scheme for empowerment of Adolescent Girls	0.00	2,81.86	(-)100.00
377 - Welfare of OBC - Education			
Post Matric Scholarsips for OBC Students	0.00	24,60.00	(-)100.00

(c) Includes ₹ 2.56 lakh relates to "Special Component Plan for Scheduled Castes"

14. DETAILED STATEMENT OF REVENUE AND CAPITAL RECEIPTS BY MINOR HEADS - Contd.

Heads	Actuals		Per cent of Increase (+) / Decrease (-) during the year
	2014-15	2013-14	
RECEIPT HEADS (Revenue Account) - Contd.		<i>(Rupees in lakh)</i>	
C- Grants-In-Aid and Contributions – Contd.			
1601- Grants-in-aid from Central Government – Contd.			
04 - Grants for Centrally Sponsored Plan Schemes - contd.			
378 - Welfare of Scheduled Castes, Scheduled Tribes and Other Backward Classes			
Merit-cum-Means based Scholarship for Professional and Technical Courses	0.00	4,89.57	(-)100.00
Multi Sectoral Development for Minorities	5,98.63	22,83.19	(-)73.78
Matric Scholarship for Minorities	0.00	4,52.98	(-)100.00
Post Matric Scholarship for Minorities	0.00	6,70.69	(-)100.00
435 - Other General Economic Services			
National Urban Livelihoods Mission (NULM)	9,13.43	0.00	100.00
552 - Food - Food Processing			
National Mission on Food Processing	1,53.18	0.00	100.00
561 - General (Nutrition) - Other Grants			
National Nutrition Mission(NNM)	0.00	62.00	(-)100.00
577 - Animal Husbandry			
Setting up of State Veterinary Council	0.00	9.00	(-)100.00
Livestock Health and Diseases Control	0.00	1,20.00	(-)100.00
Feed and Fodder Development	0.00	8,64.66(d)	(-)100.00
Strengthening of existing veterinary hospitals and Dispensaries	0.00	3,65.48	(-)100.00
657 - Intensification of Forest Management			
Forest Protection and Infrastructure	2,60.16	2,54.88	2.07

(d) Includes ₹ 2,64.66 lakh relates to “Special Component Plan for Scheduled Castes”

14. DETAILED STATEMENT OF REVENUE AND CAPITAL RECEIPTS BY MINOR HEADS - Contd.

Heads	Actuals		Per cent of Increase (+) / Decrease (-) during the year
	2014-15	2013-14	
RECEIPT HEADS (Revenue Account) - Contd.		<i>(Rupees in lakh)</i>	
C- Grants-In-Aid and Contributions – Contd.			
1601- Grants-in-aid from Central Government – Contd.			
04 - Grants for Centrally Sponsored Plan Schemes - contd.			
660 - Environment Forest and Wild Life			
Intensification of Forest Management	42.87	0.00	100.00
Development of National Parks & Sanctuaries	1,01.12	97.77	3.43
Project Tiger	84.04	0.00	100.00
Project Elephant	88.43	95.66	(-)7.56
726 - Village and Small Scale Industries			
Integrated Handloom Development Scheme	0.00	73.17	(-)100.00
Catalytic Development Programme(CDP)	9,77.26	0.00	100.00
789 - Special Component Plan for Scheduled Castes			
Elementary Education- MDM	0.00	1,12,17.08 (e)	(-)100.00
Crop Husbandry- Macro management of Agriculture	0.00	19.63	(-)100.00
Animal Husbandry - Veterinary Services and Animal Health-Professional efficiency development	0.00	36.00	(-)100.00
Fisheries - Marine Fisheries	0.00	35.00	(-)100.00
Fisheries - National Welfare of Fishermen	0.00	1,40.00	(-)100.00
Family Welfare - Direction & Administration	1,09.11	0.00	100.00
Technical Education- Technical Education Quality Improvement Programme of Government of India (TEQIP)	22.50	0.00	100.00
Environmental Forestry and Wild Life - Project Tiger	1,15.04	0.00	100.00
Social Welfare-Child Welfare- Integrated Child Development Services (ICDS)	99,35.26	1,18,53.32	(-)16.18
Machinery for protection of Civil Rights Act,1955 and the SCs and STs(Prevention of Atrocities) Act,1989	0.00	85.50	(-)100.00

(e) Includes ₹ 60,86.06 lakh relates to “Tribal Area Sub Plan”

14. DETAILED STATEMENT OF REVENUE AND CAPITAL RECEIPTS BY MINOR HEADS - Contd.

Heads	Actuals		Per cent of Increase (+) / Decrease (-) during the year
	2014-15	2013-14	
RECEIPT HEADS (Revenue Account) - Concl.		<i>(Rupees in lakh)</i>	
C- Grants-In-Aid and Contributions – Concl.			
1601- Grants-in-aid from Central Government – Concl.			
04 - Grants for Centrally Sponsored Plan Schemes - Concl.			
Welfare of SC Education- Post Matric Scholarships for SC Students	9,00.00	13,34.10	(-)32.54
Labour and Employment- Social Security for Unorganised Workers	79.39	0.00	100.00
Village & Small Scale Industries - Catalytic Development Programme(CDP)	2,45.36	0.00	100.00
796 - Tribal Area Sub-Plan			
Family Welfare - Direction & Administration	2,04.30	0.00	100.00
Technical Education- Technical Education Quality Improvement Programme of Government of India (TEQIP)	11.25	0.00	100.00
Social Welfare-Child Welfare- Integrated Child Development Services (ICDS)	90,52.66	59,87.83	51.18
Other General Economic Services - National Urban Livelihoods Mission(NULM)	99.12	0.00	100.00
Village & Small Scale Industries - Catalytic Development Programme(CDP)	4,77.35	0.00	100.00
Labour and Employment- Social Security for Unorganised Workers	1,66.66	0.00	100.00
Welfare of Scheduled Tribes- Education	0.00	32,67.40	(-)100.00
Environmental Forestry & Wildlife - Wildlife Preservation	0.00	2,51.17	(-)100.00
Total - 04	6,14,16.34	11,50,96.03	(-)46.64
Total - 1601	73,92,67.74	40,64,97.36	81.86
Total - C - Grants-in-aid and Contributions	73,92,67.74	40,64,97.36	81.86
Total - Receipt Heads (Revenue Account)	3,15,64,55.61	2,61,36,79.45	20.77

14. DETAILED STATEMENT OF REVENUE AND CAPITAL RECEIPTS BY MINOR HEADS - Contd.

EXPLANATORY NOTES

(I) A comparative summary of transactions for the period from 2013-14 and 2014-15 is given below :-

	2013-2014	2014-2015
	<i>(Rupees in lakh)</i>	
Opening Cash Balance	(-)56,50.06	4,28,20.48
Part I Consolidated Fund -		
(a) Transactions on Revenue Account-		
Receipt Heads	2,61,36,79.45	3,15,64,55.61
Expenditure Heads	2,34,71,88.76	3,17,94,90.05
Net Revenue Surplus (+)/ deficit(-)	26,64,90.69	(-)2,30,34.44
(b) Transactions other than on Revenue Account-		
Capital Account (Net)	(-)47,22,50.04	(-)55,42,94.04
Public Debt (Net)	27,05,98.04	48,10,23.92
Loans and Advances (Net)	(-)1,98,58.59	(-)7,90,72.13
Inter State Settlement	(-)50,00.00	0.00
Part II Contingency Fund (Net)	0.00	0.00
Part III Public Account (Net)	84,90.44	11,01,43.26
Overall Surplus(+)/Deficit(-)	4,84,70.54	(-)6,52,33.43
Closing Cash Balance	4,28,20.48	(-)2,24,12.95

14. DETAILED STATEMENT OF REVENUE AND CAPITAL RECEIPTS BY MINOR HEADS - Contd.

(II) **Receipts from the Government of India** - The revenue receipts of ₹ 3,15,64,55.61 lakh includes ₹ 1,68,79,68.74 lakh received from the Government of India as follows:-

(i) Share of net proceeds of divisible Union Taxes -	<i>(Rupees in lakh)</i>
(a) Corporation Tax	33,12,94.00
(b) Taxes on Income other Corporation Tax	23,65,76.00
(c) Other taxes on Income and Expenditure	8.00
(d) Taxes on Wealth	8,94.00
(e) Customs	15,34,34.00
(f) Union Excise Duties	8,66,39.00
(g) Service Tax	13,98,56.00
(h) Other Taxes and Duties on Commodities and Services	0.00
(ii) Statutory grants under Article 275(1) of the Constitution	15,81,69.38
(iii) Other Grants-	
(a) Grants under State Plan Schemes (other than those included in Statutory grants)	47,20,25.19
(b) Grants under Central Plan Schemes (Other than those included in Statutory grants)	83,55.90
(c) Grants under Centrally Sponsored Schemes	6,14,16.34
(d) Non-Plan grants (Other than those included in Statutory Grants)	3,93,00.93
Total	1,68,79,68.74

14. DETAILED STATEMENT OF REVENUE AND CAPITAL RECEIPTS BY MINOR HEADS - Contd.

(iii) Taxation Changes during the year :-

Taxes on Sales, Trade, etc. :- No new tax was levied during the year.

(iv) Revenue Receipts : The Revenue increased from ₹ 2,61,36.79 crore in 2013-14 to ₹ 3,15,64.56 crore in 2014-15. The net increase of ₹ 54,27.77 crore was mainly under the following heads :-

Major head of Account		Increase	Main reasons
		<i>(Rupees in crore)</i>	
1	1601 Grants in aid from Central Government	33,27.70	More receipts mainly under the proviso to Article 275(1) of the constitution under elementary education, Compensation to State Government for Revenue loss due to phasing out of the Central Sales Tax (CST), Acceleration Irrigation Benefit Programme, National Programme of Mid-day Meals in Schools, Sarva Shiksha Abhiyan, Family Welfare etc.
2	0040 Taxes on Sales, Trades etc.	7,64.65	More receipts mainly under Receipts under Central Sales Tax Act and State Sales Tax Act.
3	0021 Taxes on income other than Corporation Tax	3,86.11	More receipts under share of net proceeds assigned to State.
4	0020 Corporation Tax	3,06.51	More receipts under share of net proceeds assigned to State.
5	0853 Non-ferrous Mining and Metallurgical Industries	2,42.77	More receipts mainly under Mineral concession fees, Rent and Royalties.

14. DETAILED STATEMENT OF REVENUE AND CAPITAL RECEIPTS BY MINOR HEADS - Contd.

Major head of Account			Increase	Main reasons
			<i>(Rupees in crore)</i>	
6	0041	Taxes on Vehicles	1,65.58	More receipts mainly under Indian Motor Vehicles Act.
7	0700	Major Irrigation	1,47.66	More receipts under other receipts.
8	0039	State Excise	1,12.23	More receipts mainly under Foreign Liquors and spirits and other receipts
9	0515	Other Rural Development Programme	85.06	More receipts under other receipts.
10	0037	Customs	75.79	More receipts under share of net proceeds assigned to State.
11	0049	Interest Receipts	73.56	More receipts mainly under interest realised on investment of Cash balances.
12	0043	Taxes and Duties on Electricity	29.61	More receipts mainly under taxes on consumption and sale of electricity
13	0030	Stamps and Registration Fees	28.06	More receipts mainly under Sale of Stamp, Fee for registering document.
14	0217	Urban Development	27.79	More receipts under other receipts.
15	0075	Miscellaneous General Services	23.05	More receipts under other receipts.
16	0202	Education ,Sports,Art and Culture	18.34	More receipts mainly under other receipts,Tution and other fees.
17	0230	Labour and Employment	10.43	More receipts mainly under Fees under Contract Labour (Regulation and Abolition Rules)

14. DETAILED STATEMENT OF REVENUE AND CAPITAL RECEIPTS BY MINOR HEADS - Concl'd.

The above increase in Receipt was partly offset by decrease mainly under:-

Major head of Account			Decrease	Main reasons
			<i>(Rupees in crore)</i>	
1	0038	Union Excise Duties	1,63.75	Less receipts under share of net proceeds assigned to States.
2	0029	Land Revenue	1,46.30	Less receipts mainly under other receipts.
3	0044	Service Tax	57.33	Less receipts under share of net proceeds assigned to States.
4	0701	Medium Irrigation	19.34	Less receipts mainly under other receipts.
5	0050	Dividends and Profits	18.00	Less receipts under dividends from other investments.
6	0404	Dairy Development	15.92	Less receipts mainly under other receipts.
7	0070	Other Administrative Services	9.85	Less receipts under other receipts.
8	0051	Public Service Commission	6.73	Less receipts mainly under state public service commission examination fees.
9	1475	Other General Economic Services	2.83	Less receipts mainly under fees for stamping weights and measures and other receipts.
10	0406	Forest and Wild Life	1.52	Less receipts mainly under other receipts.

15. DETAILED STATEMENT OF REVENUE EXPENDITURE BY MINOR HEADS

Figures in italics represent charged expenditure

Heads	Actuals for the year 2014-15			Actuals for 2013-14	Per cent of Increase (+)/ Decrease(-) during the year		
	Non-Plan	Plan				Total	
		State Plan	CSS/ CPS*				
EXPENDITURE HEADS (Revenue Account)				<i>(Rupees in lakh)</i>			
A- General Services							
(a) Organs of State							
2011-	Parliament/ State/ Union Territory Legislatures						
02-	State/Union Territory Legislatures						
	<i>15.54</i>						
101-	Legislative Assembly	12,76.73	0.00	0.00	12,92.27	15,74.38	(-)17.92
103-	Legislative Secretariat	37,48.62	0.00	0.00	37,48.62	33,17.79	12.99
	Total 02	<i>15.54</i>					
		50,25.35	0.00	0.00	50,40.89	48,92.17	3.04
	Total-2011	<i>15.54</i>					
		50,25.35	0.00	0.00	50,40.89	48,92.17	3.04
	Salary	42,39.30					
2012-	President, Vice-President/ Governor, Administrator of Union Territories						
03-	Governor/Administrator of Union Territories						
090-	Secretariat	<i>3,40.58</i>	0.00	0.00	3,40.58	3,22.03	5.76
101-	Emoluments and allowances of the Governor/ Administrator of Union Territories	<i>13.20</i>	0.00	0.00	13.20	12.10	9.09

In this Statement abbreviations of CSS and CPS signify Centrally Sponsored Schemes and Central Plan Schemes respectively. The figures with star marks (*) indicate "CPS" expenditure.

15. DETAILED STATEMENT OF REVENUE EXPENDITURE BY MINOR HEADS - contd.

Figures in italics represent charged expenditure

Heads	Actuals for the year 2014-15			Actuals for 2013-14	Per cent of Increase (+)/ Decrease(-) during the year		
	Non-Plan	Plan				Total	
		State Plan	CSS/ CPS*				
EXPENDITURE HEADS (Revenue Account)		<i>(Rupees in lakh)</i>					
A- General Services - contd.							
(a) Organs of State - contd.							
102- Discretionary Grants	<i>13.60</i>	0.00	0.00	13.60	<i>21.15</i>	(-)35.70	
103- Household Establishment	<i>2,05.75</i>	0.00	0.00	2,05.75	<i>2,06.17</i>	(-)0.20	
104- Sumptuary Allowances	<i>0.79</i>	0.00	0.00	0.79	<i>0.91</i>	(-)13.19	
105- Medical Facilities	<i>44.93</i>	0.00	0.00	44.93	<i>50.60</i>	(-)11.21	
106- Entertainment Expenses	<i>0.14</i>	0.00	0.00	0.14	<i>0.00</i>	100.00	
107- Expenditure from Contract Allowance	<i>1.68</i>	0.00	0.00	1.68	<i>3.64</i>	(-)53.85	
108- Tour Expenses	<i>13.61</i>	0.00	0.00	13.61	<i>12.42</i>	9.58	
110- State Conveyance and Motor Cars	<i>0.00</i>	0.00	0.00	0.00	<i>67.63</i>	(-)100.00	
	Total-03	6,34.28	0.00	0.00	6,34.28	6,96.65	(-)8.95
	Total-2012	6,34.28	0.00	0.00	6,34.28	6,96.65	(-)8.95
	Salary	4,50.05					
2013- Council of Ministers							
101- Salary of Ministers and Deputy Ministers	4,39.79	0.00	0.00	4,39.79	3,46.65	26.87	
105- Discretionary grant by Ministers	35.85	0.00	0.00	35.85	3.00	1095.00	
108- Tour Expenses	54.64	0.00	0.00	54.64	43.40	25.90	
	Total-2013	5,30.28	0.00	0.00	5,30.28	3,93.05	34.91
	Salary	3,09.50					

15. DETAILED STATEMENT OF REVENUE EXPENDITURE BY MINOR HEADS - contd.

Figures in italics represent charged expenditure

Heads	Actuals for the year 2014-15			Actuals for 2013-14	Per cent of Increase (+)/ Decrease(-) during the year	
	Non-Plan	Plan				
		State Plan	CSS/ CPS*			
EXPENDITURE HEADS (Revenue Account)						
<i>(Rupees in lakh)</i>						
A- General Services - contd.						
(a) Organs of State - conclud.						
2014- Administration of Justice						
102- High Courts	48,78.53	0.00	0.00	48,78.53	43,16.07	13.03
105- Civil and Session Courts	1,83,65.36	0.00	0.00	1,83,65.36	1,65,16.98	11.19
114- Legal Advisers and Counsels	30,68.44	0.00	0.00	30,68.44	15,93.14	92.60
116- State Administrative Tribunal	0.00	0.00	0.00	0.00	23.87	(-)100.00
Total-2014	48,78.53					
	2,14,33.80	0.00	0.00	2,63,12.33	2,24,50.06	17.20
Salary	2,15,88.49					
2015- Elections						
102- Electoral Officers	8,25.88	0.00	0.00	8,25.88	5,54.83	48.85
105- Charges for conduct of elections to Parliament	75,83.64	0.00	0.00	75,83.64	13,99.25	441.98
106- Charges for conduct of elections to State/Union Territory Legislature	85,93.04	0.00	0.00	85,93.04	0.00	100.00
108- Issue of Photo Identity Cards to Voters	46,30.58	0.00	0.00	46,30.58	17,81.23	159.97
109- Charges for conduct of Election to Panchayats/Local Bodies	2,12.96	0.00	0.00	2,12.96	1,70.54	24.87
Total-2015	2,18,46.10	0.00	0.00	2,18,46.10	39,05.85	459.32
Salary	7,40.13					
Total - (a) Organs of State	55,28.35					
	4,88,35.53	0.00	0.00	5,43,63.88	3,23,37.78	68.11

15. DETAILED STATEMENT OF REVENUE EXPENDITURE BY MINOR HEADS - contd.

Figures in italics represent charged expenditure

Heads	Actuals for the year 2014-15			Actuals for 2013-14	Per cent of Increase (+)/ Decrease(-) during the year		
	Non-Plan	Plan					
		State Plan	CSS/ CPS*				
EXPENDITURE HEADS (Revenue Account)		<i>(Rupees in lakh)</i>					
A - General Services- contd.							
(b) Fiscal Services							
(ii) Collection of Taxes on Property and Capital transactions							
2029-	Land Revenue						
102-	Survey and Settlement Operations	20,30.95	10.40	1,80.00	22,21.35	19,97.44	11.21
103	Land Records	0.00	0.00	12.42*	12.42	0.00	100.00
104-	Management of Government Estates	1,53,57.55	6.00	0.00	1,53,63.55	1,45,53.36	5.57
				2,70.00			
796-	Tribal Area Sub-plan	0.00	38.72	12.42*	3,21.14	5,51.03	(-)41.72
				4,50.00			
	Total-2029	1,73,88.50	55.12	24.84*	1,79,18.46	1,71,01.83	4.78
	Salary	1,65,98.22					

(*) Relates to CPS

15. DETAILED STATEMENT OF REVENUE EXPENDITURE BY MINOR HEADS - contd.

Figures in italics represent charged expenditure

Heads	Actuals for the year 2014-15			Actuals for 2013-14	Per cent of Increase (+)/ Decrease(-) during the year	
	Non-Plan	Plan				Total
		State Plan	CSS/ CPS*			
EXPENDITURE HEADS (Revenue Account)		<i>(Rupees in lakh)</i>				
A - General Services- contd.						
(b) Fiscal Services - Contd.						
(ii) Collection of Taxes on Property and Capital transactions-concl.						
2030- Stamps and Registration						
01- Stamps - Judicial						
101- Cost of Stamps	0.00	0.00	0.00	0.00	5,17.65	(-)100.00
Total-01	0.00	0.00	0.00	0.00	5,17.65	(-)100.00
02- Stamps - Non-Judicial						
001- Direction and Administration	9.75	0.00	0.00	9.75	8.68	12.33
101- Cost of Stamps	2,24.72	0.00	0.00	2,24.72	1,21.76	84.56
Total-02	2,34.47	0.00	0.00	2,34.47	1,30.44	79.75
03- Registration						
001- Direction and Administration	14,51.15	0.00	0.00	14,51.15	12,28.56	18.12
Total - 03	14,51.15	0.00	0.00	14,51.15	12,28.56	18.12
Total - 2030	16,85.62	0.00	0.00	16,85.62	18,76.65	(-)10.18
Salary	7,82.93					
			4,50.00			
Total - (ii) Collection of Taxes on Property and Capital transactions	1,90,74.12	55.12	24.84*	1,96,04.08	1,89,78.48	3.30

15. DETAILED STATEMENT OF REVENUE EXPENDITURE BY MINOR HEADS - contd.

Figures in italics represent charged expenditure

Heads	Actuals for the year 2014-15			Actuals for 2013-14	Per cent of Increase (+)/ Decrease(-) during the year		
	Non-Plan	Plan				Total	
		State Plan	CSS/ CPS*				
EXPENDITURE HEADS (Revenue Account)		<i>(Rupees in lakh)</i>					
A - General Services- contd.							
(b) Fiscal Services - Contd.							
(iii) Collection of Taxes on Commodities and Services							
2039-	State Excise						
001-	Direction and Administration	14,22.04	0.00	0.00	14,22.04	14,78.78	(-)3.84
	Total - 2039	14,22.04	0.00	0.00	14,22.04	14,78.78	(-)3.84
	Salary	12,75.09					
2040-	Taxes on Sales, Trade etc.						
001-	Direction and Administration	11,36.70	0.00	0.00	11,36.70	10,31.84	10.16
101-	Collection Charges	35,92.20	0.00	0.00	35,92.20	36,96.80	(-)2.83
796-	Tribal Area Sub-Plan	0.00	0.00	0.00	0.00	3,48.13	(-)100.00
	Total - 2040	47,28.90	0.00	0.00	47,28.90	50,76.77	(-)6.85
	Salary	33,05.63					
2041-	Taxes on Vehicles						
001-	Direction and Administration	95.97	0.00	0.00	95.97	89.94	6.70
101-	Collection Charges	5,23.85	0.00	0.00	5,23.85	4,26.12	22.93
102-	Inspection of Motor Vehicles	61.68	0.00	0.00	61.68	62.35	(-)1.07
	Total - 2041	6,81.50	0.00	0.00	6,81.50	5,78.41	17.82
	Salary	6,07.20					

15. DETAILED STATEMENT OF REVENUE EXPENDITURE BY MINOR HEADS - contd.

Figures in italics represent charged expenditure

Heads	Actuals for the year 2014-15			Actuals for 2013-14	Per cent of Increase (+)/ Decrease(-) during the year	
	Non-Plan	Plan				Total
		State Plan	CSS/ CPS*			
EXPENDITURE HEADS (Revenue Account)		<i>(Rupees in lakh)</i>				
A - General Services- contd.						
(b) Fiscal Services - conclud.						
(iii) Collection of Taxes on Commodities and Services - Conclud.						
2045- Other Taxes and Duties on Commodities and Services						
103- Collection Charges - Electricity Duty	95.41	0.00	0.00	95.41	70.24	35.83
Total - 2045	95.41	0.00	0.00	95.41	70.24	35.83
	Salary	93.11				
Total - (iii) Collection of Taxes on Commodities and Services	69,27.85	0.00	0.00	69,27.85	72,04.20	(-3.84)
(iv) Other Fiscal Services						
2047- Other Fiscal Services						
103- Promotion of Small Savings	2,18.47	0.00	0.00	2,18.47	2,25.33	(-3.04)
Total - 2047	2,18.47	0.00	0.00	2,18.47	2,25.33	(-3.04)
	Salary	1,78.67				
Total - (iv) Other Fiscal Services	2,18.47	0.00	0.00	2,18.47	2,25.33	(-3.04)
			4,50.00			
Total - (b) Fiscal Services	2,62,20.44	55.12	24.84*	2,67,50.40	2,64,08.01	1.30

(*) Relates to CPS

15. DETAILED STATEMENT OF REVENUE EXPENDITURE BY MINOR HEADS - contd.

Figures in italics represent charged expenditure

Heads	Actuals for the year 2014-15			Actuals for 2013-14	Per cent of Increase (+)/ Decrease(-) during the year		
	Non-Plan	Plan				Total	
		State Plan	CSS/ CPS*				
EXPENDITURE HEADS (Revenue Account)		<i>(Rupees in lakh)</i>					
A- General Services-contd.							
(c) Interest payments and servicing of Debt							
2049-	Interest Payments						
01-	Interest on Internal Debt						
101-	Interest on Market Loans	<i>12,30,41.65</i>	0.00	0.00	<i>12,30,41.65</i>	<i>9,48,18.97</i>	29.76
115-	Interest on Ways and Means Advances from Reserve Bank of India	<i>0.00</i>	0.00	0.00	<i>0.00</i>	<i>21.11</i>	(-)100.00
123-	Interest on Special Securities issued to National Small Savings Fund of Central Government by State Government	<i>9,35,58.52</i>	0.00	0.00	<i>9,35,58.52</i>	<i>9,25,75.64</i>	1.06
200-	Interest on Other Internal Debts	<i>3,61,37.67</i>	0.00	0.00	<i>3,61,37.67</i>	<i>3,53,45.13</i>	2.24
305-	Management of Debt	<i>3,24.63</i>	0.00	0.00	<i>3,24.63</i>	<i>1,56.91</i>	106.89
	Total - 01	<i>25,30,62.47</i>	0.00	0.00	<i>25,30,62.47</i>	<i>22,29,17.76</i>	13.52
03-	Interest on Small Savings, Provident Funds, etc.						
104-	Interest on State Provident Funds	<i>2,62,90.50</i>	0.00	0.00	<i>2,62,90.50</i>	<i>2,35,94.76</i>	11.43
108-	Interest on Insurance and Pension Fund	<i>2.29</i>	0.00	0.00	<i>2.29</i>	<i>0.88</i>	160.23
	Total - 03	<i>2,62,92.79</i>	0.00	0.00	<i>2,62,92.79</i>	<i>2,35,95.64</i>	11.43

15. DETAILED STATEMENT OF REVENUE EXPENDITURE BY MINOR HEADS - contd.

Figures in italics represent charged expenditure

Heads	Actuals for the year 2014-15			Actuals for 2013-14	Per cent of Increase (+)/ Decrease(-) during the year		
	Non-Plan	Plan				Total	
		State Plan	CSS/ CPS*				
EXPENDITURE HEADS (Revenue Account)				<i>(Rupees in lakh)</i>			
A- General Services-contd.							
(c) Interest payments and servicing of Debt-concl.							
2049- Interest Payments – concl.							
04- Interest on Loans and Advances from Central Government							
101-	Interest on Loans for State/ Union Territory Plan Schemes	<i>1,29,10.86</i>	0.00	0.00	1,29,10.86	<i>1,44,52.70</i>	(-)10.67
102-	Interest on Loans for Central Plan Schemes	<i>0.00</i>	0.00	0.00	0.00	<i>0.93</i>	(-)100.00
104-	Interest on Loans for Non-Plan Schemes	<i>2,83.02</i>	0.00	0.00	2,83.02	<i>2,83.51</i>	(-)0.17
Total - 04		<i>1,31,93.88</i>	0.00	0.00	<i>1,31,93.88</i>	<i>1,47,37.14</i>	(-)10.47
60- Interest on Other Obligations							
701-	Miscellaneous	<i>3,65.58</i>	0.00	0.00	3,65.58	<i>1,93.00</i>	89.42
Total - 60		<i>3,65.58</i>	0.00	0.00	<i>3,65.58</i>	<i>1,93.00</i>	89.42
Total - 2049		<i>29,29,14.72</i>	0.00	0.00	<i>29,29,14.72</i>	<i>26,14,43.54</i>	12.04
Total - (c) Interest payments and servicing of Debt		<i>29,29,14.72</i>	0.00	0.00	<i>29,29,14.72</i>	<i>26,14,43.54</i>	12.04

15. DETAILED STATEMENT OF REVENUE EXPENDITURE BY MINOR HEADS - contd.

Figures in italics represent charged expenditure

Heads	Actuals for the year 2014-15			Actuals for 2013-14	Per cent of Increase (+)/ Decrease(-) during the year	
	Non-Plan	Plan				
		State Plan	CSS/ CPS*			
EXPENDITURE HEADS (Revenue Account)						
<i>(Rupees in lakh)</i>						
A- General Services-contd.						
(d) Administrative Services						
2051- Public Service Commission						
102- State Public Service Commission	5,34.42	0.00	0.00	5,34.42	5,28.18	1.18
103- Staff Selection Commission	1,13.80	0.00	0.00	1,13.80	1,00.45	13.29
Total - 2051	5,34.42					
	1,13.80	0.00	0.00	6,48.22	6,28.63	3.12
	Salary	3,27.87				
2052- Secretariat-General Services						
090- Secretariate	1,05,37.76	0.00	0.00	1,05,37.76	2,42,61.68	(-)56.57
092- Other Offices	18,93.68	0.00	0.00	18,93.68	17,10.32	10.72
099- Board of Revenue	2,61.01	0.00	0.00	2,61.01	2,76.14	(-)5.48
Total - 2052	1,26,92.45	0.00	0.00	1,26,92.45	2,62,48.14	(-)51.64
	Salary	55,88.76			GIA	1,20.94
2053- District Administration						
093- District Establishments	53,37.35	0.00	0.00	53,37.35	51,87.47	2.89
094- Other Establishments	51,07.91	2,97.78	0.00	54,05.69	45,97.81	17.57
101- Commissioners	5,53.12	0.00	0.00	5,53.12	5,45.71	1.36
789- Special Component Plan for Scheduled Castes	0.00	9,84.00	0.00	9,84.00	9,84.00	0.00
796- Tribal Area Sub-Plan	0.00	1,83,54.79	0.00	1,83,54.79	68,05.35	169.71
800- Other expenditure	0.00	30,34.83	0.00	30,34.83	24,64.00	23.17
Total - 2053	1,09,98.38	2,26,71.40	0.00	3,36,69.78	2,05,84.34	63.57
	Salary	1,00,46.47			GIA	1,26,84.63

15. DETAILED STATEMENT OF REVENUE EXPENDITURE BY MINOR HEADS - contd.

Figures in italics represent charged expenditure

Heads	Actuals for the year 2014-15			Actuals for 2013-14	Per cent of Increase (+)/ Decrease(-) during the year	
	Non-Plan	Plan				Total
		State Plan	CSS/ CPS*			
EXPENDITURE HEADS (Revenue Account)		<i>(Rupees in lakh)</i>				
A- General Services-contd.						
(d) Administrative Services –contd.						
2054- Treasury and Accounts Administration						
095- Directorate of Accounts and Treasuries	2,25.85	0.00	0.00	2,25.85	2,65.13 (-)14.82	
097- Treasury Establishments	8,31.55	0.00	0.00	8,31.55	8,27.35 0.51	
098- Local Fund Audit	0.00	0.00	0.00	0.00	3,98.56 (-)100.00	
Total - 2054	10,57.40	0.00	0.00	10,57.40	14,91.04 (-)29.08	
	Salary	8,78.78				
2055- Police						
001- Direction and Administration	1,35,41.19	0.00	0.00	1,35,41.19	1,19,56.85 13.25	
003- Education and Training	16,44.63	0.00	0.00	16,44.63	22,46.62 (-)26.80	
101- Criminal Investigation and Vigilance	88,23.30	0.00	0.00	88,23.30	83,99.21 5.05	
104- Special Police	6,55,68.96	0.00	0.00	6,55,68.96	6,00,72.08 9.15	
109- District Police	14,24,13.61	0.00	0.00	14,24,13.61	12,98,77.89 9.65	
110- Village Police	1,62,90.95	0.00	0.00	1,62,90.95	1,53,48.30 6.14	
111- Railway Police	47,85.73	0.00	0.00	47,85.73	48,89.32 (-)2.12	
113- Welfare of Police Personnel	1,80.87	0.00	0.00	1,80.87	1,42.32 27.09	
114- Wireless and Computers	19,22.43	0.00	0.00	19,22.43	22,21.94 (-)13.48	
115- Modernization of Police Force	3,24.13	0.00	0.00	3,24.13	83,78.40 (-)96.13	
796- Tribal Area Sub-Plan	0.00	11,00.00	0.00	11,00.00	11,00.00 0.00	
800- Other Expenditure	0.00	33,70.00	0.00	33,70.00	63,50.00 (-)46.93	
Total - 2055	25,54,95.80	44,70.00	0.00	25,99,65.80	25,09,82.93 3.58	
	Salary	22,21,04.43			GIA 44,70.00	

15. DETAILED STATEMENT OF REVENUE EXPENDITURE BY MINOR HEADS - contd.

Figures in italics represent charged expenditure

Heads	Actuals for the year 2014-15			Actuals for 2013-14	Per cent of Increase (+)/ Decrease(-) during the year	
	Non-Plan	Plan				Total
		State Plan	CSS/ CPS*			
EXPENDITURE HEADS (Revenue Account)		<i>(Rupees in lakh)</i>				
A- General Services-contd.						
(d) Administrative Services - Contd.						
2056- Jails						
001 Direction and Administration	1,80.75	0.00	0.00	1,80.75	1,45.83	23.95
101 Jails	1,05,88.72	0.00	0.00	1,05,88.72	86,89.91	21.85
102 Jail Manufactures	4,66.50	0.00	0.00	4,66.50	4,72.05	(-)1.18
Total - 2056	1,12,35.97	0.00	0.00	1,12,35.97	93,07.79	20.72
	Salary	18,32.09				
2058 Stationery and Printing						
103 Government Presses	1,33.11	0.00	0.00	1,33.11	1,25.06	6.44
105 Government Publications	12.78	0.00	0.00	12.78	15.05	(-)15.08
Total - 2058	1,45.89	0.00	0.00	1,45.89	1,40.11	4.13
	Salary	1,11.81				
2059 Public Works						
80 General						
001 Direction and Administration	63,60.32	0.00	0.00	63,60.32	49,44.85	28.63
051 Construction	0.00	0.00	0.00	0.00	66.31	(-)100.00
053 Maintenance and Repairs	29,95.98	0.00	0.00	29,95.98	35,48.74	(-)15.58
103- Furnishings	15.83	0.00	0.00	15.83	7.60	108.29
Total 80	93,72.13	0.00	0.00	93,72.13	85,67.50	9.39
Total- 2059	93,72.13	0.00	0.00	93,72.13	85,67.50	9.39
	Salary	43,84.17				

15. DETAILED STATEMENT OF REVENUE EXPENDITURE BY MINOR HEADS - contd.

Figures in italics represent charged expenditure

Heads	Actuals for the year 2014-15			Actuals for 2013-14	Per cent of Increase (+)/ Decrease(-) during the year		
	Non-Plan	Plan				Total	
		State Plan	CSS/ CPS*				
EXPENDITURE HEADS (Revenue Account)		<i>(Rupees in lakh)</i>					
A	General Services-Contd.						
(d)	Administrative Services-concltd.						
2070-	Other Administrative Services						
003-	Training	3,10.34	0.00	0.00	3,10.34	6,24.09	(-)50.27
104-	Vigilance	15,41.70	0.00	0.00	15,41.70	14,35.66	7.39
105	Special Commission of Enquiry	81.68	0.00	0.00	81.68	84.88	(-)3.77
106-	Civil Defence	2,32.03	0.00	0.00	2,32.03	2,45.95	(-)5.66
107-	Home Guards	81,04.94	0.00	0.00	81,04.94	42,84.05	89.19
108-	Fire Protection and Control	11,90.82	0.00	0.00	11,90.82	12,08.98	(-)1.50
114-	Purchase and Maintenance of transport	2,98.64	0.00	0.00	2,98.64	67.09	345.13
115-	Guest Houses, Government Hostels, etc	8,06.13	0.00	0.00	8,06.13	7,97.85	1.04
800-	Other Expenditure	4,30.29	0.00	0.00	4,30.29	6,17.17	(-)30.28
	Total - 2070	1,29,96.57	0.00	0.00	1,29,96.57	93,65.72	38.77
	Salary	40,99.85				GIA	1.11
	Total - (d) Administrative Services	5,34.42					
		31,41,08.39	2,71,41.40	0.00	34,17,84.21	32,73,16.20	4.42

15. DETAILED STATEMENT OF REVENUE EXPENDITURE BY MINOR HEADS - contd.

Figures in italics represent charged expenditure

Heads	Actuals for the year 2014-15			Actuals for 2013-14	Per cent of Increase (+)/ Decrease(-) during the year		
	Non-Plan	Plan				Total	
		State Plan	CSS/ CPS*				
EXPENDITURE HEADS (Revenue Account)		<i>(Rupees in lakh)</i>					
A- General Services-contd.							
(e) Pensions and Miscellaneous General Services							
2071- Pensions and Other Retirement Benefits							
01- Civil							
101- Superannuation and Retirement Allowances	21,74,28.95	0.00	0.00	21,74,28.95	23,03,18.03	(-)5.60	
102- Commuted Value of Pensions	1,77,73.69	0.00	0.00	1,77,73.69	1,78,85.87	(-)0.63	
104- Gratuities	4,90,70.78	0.00	0.00	4,90,70.78	4,77,03.95	2.87	
105- Family Pensions	1,06,38.82	0.00	0.00	1,06,38.82	91,42.93	16.36	
106- Pensionary charges in respect of High Court Judges	20.12	0.00	0.00	20.12	61.13	(-)67.09	
111- Pensions to legislators	3,86.28	0.00	0.00	3,86.28	4,11.82	(-)6.20	
115- Leave Encashment Benefits	3,37,64.45	0.00	0.00	3,37,64.45	2,95,62.55	14.21	
117- Government Contribution for Defined Contribution Pension Scheme	1,71,69.53	0.00	0.00	1,71,69.53	1,33,44.27	28.67	
	Total - 01	34,62,52.62	0.00	0.00	34,62,52.62	34,84,30.55	(-)0.63
	Total - 2071	34,62,52.62	0.00	0.00	34,62,52.62	34,84,30.55	(-)0.63
2075- Miscellaneous General Services							
791- Loss by Exchange	2,79.38	0.00	0.00	2,79.38	0.00	100.00	
	Total - 2075	2,79.38	0.00	0.00	2,79.38	0.00	100.00
Total - (e) Pensions and Miscellaneous General Services	34,65,32.00	0.00	0.00	34,65,32.00	34,84,30.55	(-)0.54	
Total - (A) General Services	29,89,77.49		4,50.00				
	73,56,96.36	2,71,96.52	24.84*	1,06,23,45.21	99,59,36.08	6.67	

(*) Relates to CPS

15. DETAILED STATEMENT OF REVENUE EXPENDITURE BY MINOR HEADS - contd.

Figures in italics represent charged expenditure

Heads	Actuals for the year 2014-15			Actuals for 2013-14	Per cent of Increase (+)/ Decrease(-) during the year		
	Non-Plan	Plan				Total	
		State Plan	CSS/ CPS*				
EXPENDITURE HEADS (Revenue Account)				<i>(Rupees in lakh)</i>			
B	Social Services						
(a)	Education, Sports, Art and Culture						
2202	General Education						
01	Elementary Education						
001	Direction and Administration	1,21.89	0.00	0.00	1,21.89	1,46.34	(-)16.71
101	Government Primary Schools	17,29,29.32	40,40.65	1,05,16.57	18,74,86.54	18,24,12.69	2.78
102	Assistance to Non-Government Primary Schools	1,52,45.20	0.00	0.00	1,52,45.20	1,81,88.33	(-)16.18
104	Inspection	37,53.58	0.00	0.00	37,53.58	36,03.45	4.17
105	Non-Formal Education	0.00	0.00	1,36.95	1,36.95	99.00	38.33
107	Teachers Training	8,40.92	7.00	13.35	8,61.27	7,37.83	16.73
111	Sarva Shiksha Abhiyan	0.00	3,74,20.00	4,65,24.14	8,39,44.14	96,82.00	767.01
112	National Programme of Mid Day Meals in Schools	0.00	64,24.00	0.00	64,24.00	52,69.78	21.90
789	Special Component Plan for Scheduled Castes	0.00	1,98,58.47	1,44,45.26	3,43,03.73	1,09,97.61	211.92
796	Tribal Area Sub-plan	0.00	5,19,74.40	2,62,46.35	7,82,20.75	3,17,59.57	146.29
	Total - 01	19,28,90.91	11,97,24.52	9,78,82.62	41,04,98.05	26,28,96.60	56.14

15. DETAILED STATEMENT OF REVENUE EXPENDITURE BY MINOR HEADS - contd.

Figures in italics represent charged expenditure

Heads	Actuals for the year 2014-15			Actuals for 2013-14	Per cent of Increase (+)/ Decrease(-) during the year		
	Non-Plan	Plan				Total	
		State Plan	CSS/ CPS*				
EXPENDITURE HEADS (Revenue Account)				<i>(Rupees in lakh)</i>			
B Social Services – contd.							
(a) Education, Sports, Art and Culture –contd.							
2202	General Education - contd.						
02-	Secondary Education						
001-	Direction and Administration	1,57.95	0.00	0.00	1,57.95	1,53.00	3.24
101-	Inspection	14,30.69	0.00	0.00	14,30.69	14,70.00	(-)2.67
109-	Government Secondary Schools	2,96,26.21	1,13,58.35	12.04*	4,09,96.60	3,85,33.84	6.39
110-	Assistance to Non-Government Secondary Schools	95,99.31	0.00	0.00	95,99.31	83,50.00	14.96
789-	Special Component Plan for Scheduled Castes	0.00	28,12.43	6.98*	28,19.41	19,97.09	41.18
796-	Tribal Area Sub-plan	0.00	93,01.21	14.69*	1,12,92.90	57,86.50	95.16
				19,77.00			
800-	Other expenditure	0.00	42.00	0.00	42.00	0.00	100.00
	Total - 02	4,08,14.16	2,35,13.99	33.71*	6,63,38.86	5,62,90.43	17.85
				19,77.00			

(*) Relates to CPS

15. DETAILED STATEMENT OF REVENUE EXPENDITURE BY MINOR HEADS - contd.

Figures in italics represent charged expenditure

Heads	Actuals for the year 2014-15			Actuals for 2013-14	Per cent of Increase (+)/ Decrease(-) during the year		
	Non-Plan	Plan				Total	
		State Plan	CSS/ CPS*				
EXPENDITURE HEADS (Revenue Account)		<i>(Rupees in lakh)</i>					
B Social Services – contd.							
(a) Education, Sports, Art and Culture –contd.							
2202	General Education- conclud.						
03-	University and Higher Education						
001-	Direction and Administration	1,52.68	0.00	0.00	1,52.68	1,00.12	52.50
102-	Assistance to Universities	6,05,43.98	32,60.94	1,52.64	6,39,57.56	4,82,70.31	32.50
103-	Government Colleges and Institutes	19,95.64	0.00	0.00	19,95.64	19,98.93	(-)0.16
789-	Special Component Plan for Scheduled Castes	0.00	15.90	29.53	45.43	0.00	100.00
796-	Tribal Area Sub-Plan	0.00	59,81.28	14.77	59,96.05	8,07.43	642.61
	Total-03	6,26,92.30	92,58.12	1,96.94	7,21,47.36	5,11,76.79	40.98
05-	Language Development						
103-	Sanskrit Education	4,02.12	0.00	0.00	4,02.12	4,11.56	(-)2.29
200-	Other Languages Education	31,33.39	0.00	0.00	31,33.39	28,14.70	11.32
	Total - 05	35,35.51	0.00	0.00	35,35.51	32,26.26	9.59
	Total - 2202	29,99,32.88	15,24,96.63	33.71*	55,25,19.78	37,35,90.08	47.89
					10,00,56.56		
	Salary	21,12,89.48				GIA	32,90,90.57

(*) Relates to CPS

15. DETAILED STATEMENT OF REVENUE EXPENDITURE BY MINOR HEADS - contd.

Figures in italics represent charged expenditure

Heads	Actuals for the year 2014-15			Actuals for 2013-14	Per cent of Increase (+)/ Decrease(-) during the year		
	Non-Plan	Plan				Total	
		State Plan	CSS/ CPS*				
EXPENDITURE HEADS (Revenue Account)		<i>(Rupees in lakh)</i>					
B Social Services – contd.							
(a) Education, Sports, Art and Culture –contd.							
2203	Technical Education						
001	Direction and Administration	1,28.10	46,94.65	0.00	48,22.75	84,52.28	(-)42.94
004-	Research	0.00	8,99.80	0.00	8,99.80	1,99.80	350.35
103-	Technical Schools	22.12	0.00	0.00	22.12	22.91	(-)3.45
105	Polytechnics	19,24.09	4,40.40	4,03.00*	27,67.49	25,75.26	7.46
112-	Engineering /Technical Colleges and Institutes	21,65.46	2,16.50	0.00	23,81.96	18,26.61	30.40
789-	Special Component Plan for Scheduled Castes	0.00	0.00	78.00*	78.00	1,03.50	(-)24.64
796-	Tribal Area Sub-Plan	0.00	51,91.60	39.00*	52,30.60	4,61.69	1032.92
800	Other expenditure	0.00	4,74.39	0.00	4,74.39	67.15	606.46
	Total - 2203	42,39.77	1,19,17.34	5,20.00*	1,66,77.11	1,37,09.20	21.65
	Salary	42,46.51				GIA	60,86.51

(*) Relates to CPS

15. DETAILED STATEMENT OF REVENUE EXPENDITURE BY MINOR HEADS - contd.

Figures in italics represent charged expenditure

Heads	Actuals for the year 2014-15			Actuals for 2013-14	Per cent of Increase (+)/ Decrease(-) during the year	
	Non-Plan	Plan				Total
		State Plan	CSS/ CPS*			
EXPENDITURE HEADS (Revenue Account)		<i>(Rupees in lakh)</i>				
B Social Services – contd.						
(a) Education, Sports, Art and Culture –concl.						
2204- Sports and Youth Services						
001- Direction and Administration	27.39	0.00	0.00	27.39	32.35 (-)15.33	
101- Physical Education	28.94	0.00	0.00	28.94	64.67 (-)55.25	
102- Youth Welfare Programmes for Students	8,04.41	0.00	0.00	8,04.41	6,98.44 15.17	
104- Sports and Games	39.18	4,40.62	0.00	4,79.80	5,98.85 (-)19.88	
789- Special Component Plan for Scheduled Castes	0.00	0.00	0.00	0.00	23.47 (-)100.00	
796- Tribal Area Sub-plan	0.00	9,21.10	0.00	9,21.10	7,06.72 30.33	
800 Other expenditure	0.00	0.00	0.00	0.00	70.85 (-)100.00	
Total - 2204	8,99.92	13,61.72	0.00	22,61.64	21,95.35 3.02	
	Salary	5,33.15			GIA 1,06.25	
2205- Art and Culture						
001- Direction and Administration	39.98	0.00	0.00	39.98	30.14 32.65	
101- Fine Arts Education	0.00	86.26	0.00	86.26	30.59 181.99	
103- Archaeology	49.96	5.04	0.00	55.00	52.64 4.48	
104- Archives	55.86	0.00	0.00	55.86	52.19 7.03	
105- Public Libraries	66.11	0.00	0.00	66.11	43.57 51.73	
106 Archaeological Survey	0.00	8,00.00	0.00	8,00.00	8,00.00 0.00	
107- Museums	45.99	0.00	0.00	45.99	57.13 (-)19.50	
789- Special Component Plan for Scheduled Castes	0.00	14.74	0.00	14.74	0.00 100.00	
796- Tribal Area Sub-Plan	0.00	18,30.49	0.00	18,30.49	16,54.78 10.62	
Total - 2205	2,57.90	27,36.53	0.00	29,94.43	27,21.04 10.05	
	Salary	2,10.82			GIA 1,50.82	
			10,00,56.56			
Total - (a) Education, Sports, Art and Culture	30,53,30.47	16,85,12.22	5,53.71*	57,44,52.96	39,22,15.67 46.46	

15. DETAILED STATEMENT OF REVENUE EXPENDITURE BY MINOR HEADS - contd.

Figures in italics represent charged expenditure

Heads	Actuals for the year 2014-15			Actuals for 2013-14	Per cent of Increase (+)/ Decrease(-) during the year		
	Non-Plan	Plan				Total	
		State Plan	CSS/ CPS*				
EXPENDITURE HEADS (Revenue Account)		<i>(Rupees in lakh)</i>					
B Social Services – contd.							
(b) Health and Family Welfare							
2210	Medical and Public Health						
01	Urban Health Services-Allopathy						
001	Direction and Administration	27,17.39	39,22.42	0.00	66,39.81	54,34.34	22.18
102	Employees State Insurance Scheme	12,46.03	3.73	0.00	12,49.76	12,69.26	(-)1.54
103	Central Government Health Scheme	0.00	1,55.00	3,40,88.98	3,42,43.98	0.00	100.00
104	Medical Stores Depots	0.00	23,80.98	0.00	23,80.98	0.00	100.00
109	School Health Scheme	0.00	1,80.89	0.00	1,80.89	36.83	391.15
110	Hospitals and Dispensaries	1,37,24.40	25,71.61	0.00	1,62,96.01	1,29,12.89	26.20
789	Special Component Plan for Scheduled Castes	0.00	30,00.00	0.00	30,00.00	0.00	100.00
796	Tribal Area Sub-plan	0.00	83,34.27	0.00	83,34.27	38,18.10	118.28
	Total - 01	1,76,87.82	2,05,48.90	3,40,88.98	7,23,25.70	2,34,71.42	208.14

15. DETAILED STATEMENT OF REVENUE EXPENDITURE BY MINOR HEADS - contd.

Figures in italics represent charged expenditure

Heads	Actuals for the year 2014-15			Actuals for 2013-14	Per cent of Increase (+)/ Decrease(-) during the year		
	Non-Plan	Plan				Total	
		State Plan	CSS/ CPS*				
EXPENDITURE HEADS (Revenue Account)				<i>(Rupees in lakh)</i>			
B Social Services – contd.							
(b) Health and Family Welfare - contd.							
2210	Medical and Public Health - contd.						
02	Urban Health Services -Other systems of medicine						
101	Ayurveda	8,00.88	26.46	0.00	8,27.34	8,56.43	(-)3.40
200	Other Systems	0.00	93.60	0.00	93.60	95.51	(-)2.00
	Total - 02	8,00.88	1,20.06	0.00	9,20.94	9,51.94	(-)3.26
03-	Rural Health Services-Allopathy						
101	Health Sub-centres	40,49.26	0.00	0.00	40,49.26	39,79.23	1.76
103	Primary Health Centres	2,09,08.57	0.00	0.00	2,09,08.57	1,81,45.09	15.23
110	Hospitals and Dispensaries	31,47.77	0.00	0.00	31,47.77	27,57.95	14.13
800	Other Expenditure	0.00	0.00	0.00	0.00	2,00,00.00	(-)100.00
	Total - 03	2,81,05.60	0.00	0.00	2,81,05.60	4,48,82.27	(-)37.38
04-	Rural Health Services - Other Systems of medicine						
101	Ayurveda	5,71.46	0.00	0.00	5,71.46	6,13.09	(-)6.79
102	Homeopathy	2,26.41	0.00	0.00	2,26.41	2,25.89	0.23
103	Unani	68.82	0.00	0.00	68.82	65.11	5.70
	Total - 04	8,66.69	0.00	0.00	8,66.69	9,04.09	(-)4.14

15. DETAILED STATEMENT OF REVENUE EXPENDITURE BY MINOR HEADS - contd.

Figures in italics represent charged expenditure

Heads	Actuals for the year 2014-15			Actuals for 2013-14	Per cent of Increase (+)/ Decrease(-) during the year		
	Non-Plan	Plan				Total	
		State Plan	CSS/ CPS*				
EXPENDITURE HEADS (Revenue Account)		<i>(Rupees in lakh)</i>					
B Social Services – contd.							
(b) Health and Family Welfare - contd.							
2210	Medical and Public Health - conclud.						
05-	Medical Education, Training and Research						
105	Allopathy	1,64,37.80	18,69.72	0.00	1,83,07.52	1,34,77.23	35.84
796-	Tribal Area Sub-Plan	0.00	0.00	0.00	0.00	1,00.62	(-)100.00
	Total - 05	1,64,37.80	18,69.72	0.00	1,83,07.52	1,35,77.85	34.83
06-	Public Health						
001-	Direction and Administration	4,90.65	0.00	0.00	4,90.65	3,60.48	36.11
101-	Prevention and Control of diseases	49,90.71	10,38.46	4.07*	60,33.24	53,19.21	13.42
102-	Prevention of food adulteration	65.50	0.00	0.00	65.50	59.27	10.51
104-	Drug Control	3,45.52	0.00	0.00	3,45.52	1,51.26	128.43
106-	Manufacture of Sera/Vaccine	2,58.53	0.00	0.00	2,58.53	1,92.41	34.36
	Total - 06	61,50.91	10,38.46	4.07*	71,93.44	60,82.63	18.26
				4.07*			
	Total - 2210	7,00,49.70	2,35,77.14	3,40,88.98	12,77,19.89	8,98,70.20	42.12
	Salary	5,17,87.38				GIA	2,16,85.78

15. DETAILED STATEMENT OF REVENUE EXPENDITURE BY MINOR HEADS - contd.

Figures in italics represent charged expenditure

Heads	Actuals for the year 2014-15			Actuals for 2013-14	Per cent of Increase (+)/ Decrease(-) during the year		
	Non-Plan	Plan				Total	
		State Plan	CSS/ CPS*				
EXPENDITURE HEADS (Revenue Account)		<i>(Rupees in lakh)</i>					
B Social Services – contd.							
(b) Health and Family Welfare-concltd.							
2211-	Family Welfare						
001-	Direction and Administration	0.00	5,12.72	6,27.73*	11,40.45	10,06.30	13.33
003-	Training	0.00	1,47.30	1,85.57*	3,32.87	2,86.88	16.03
101-	Rural Family Welfare Services	0.00	21,95.71	33,41.85*	55,37.56	53,13.23	4.22
102-	Urban Family Welfare Services	0.00	1,08.56	1,02.61*	2,11.17	1,69.08	24.89
103-	Maternity and Child Health	8,58.45	0.00	0.00	8,58.45	10,63.85	(-)19.31
	Total - 2211	8,58.45	29,64.29	42,57.76*	80,80.50	78,39.34	3.08
	Salary	72,54.67					
				42,61.83*			
	Total - (b) Health and Family Welfare	7,09,08.15	2,65,41.43	3,40,88.98	13,58,00.39	9,77,09.54	38.98
(c) Water Supply, Sanitation, Housing and Urban Development							
2215-	Water Supply and Sanitation						
01-	Water Supply						
101-	Urban Water Supply Programmes	54,93.52	0.00	0.00	54,93.52	79,75.69	(-)31.12
102	Rural Water Supply Programmes	1,11,87.71	1,30,38.57	98,23.55	3,40,49.83	1,15,46.65	194.89
106	Mal-Jal Services	0.00	6,50.00	8,74.01	15,24.01	0.00	100.00
191	Assistance to Municipal Corporation	0.00	65,80.00	0.00	65,80.00	15,41.42	326.88

(*) Relates to CPS

15. DETAILED STATEMENT OF REVENUE EXPENDITURE BY MINOR HEADS - contd.

Figures in italics represent charged expenditure

Heads	Actuals for the year 2014-15			Actuals for 2013-14	Per cent of Increase (+)/ Decrease(-) during the year	
	Non-Plan	Plan				Total
		State Plan	CSS/ CPS*			
EXPENDITURE HEADS (Revenue Account)				<i>(Rupees in lakh)</i>		
B Social Services – contd.						
(c) Water Supply, Sanitation, Housing and Urban Development-contd.						
2215-	Water Supply and Sanitation-concl'd.					
01-	Water Supply – concl'd.					
789	0.00	37,50.81	30,10.67	67,61.48	0.00 100.00	
796	0.00	1,02,60.96	1,07,12.21	2,09,73.17	23,08.94 808.35	
	Total - 01	1,66,81.23	3,42,80.34	2,44,20.44	7,53,82.01 2,33,72.70 222.52	
02-	Sewerage and Sanitation					
105	5,54.16	0.00	0.00	5,54.16	6,62.23 (-)16.32	
191-	3,72.00	19,27.50	0.00	22,99.50	19,60.00 17.32	
192-	3,85.00	0.00	0.00	3,85.00	1,75.67 119.16	
193-	3,83.00	0.00	0.00	3,83.00	2,18.01 75.68	
789-	0.00	6,47.66	0.00	6,47.66	8,99.72 (-)28.02	
796-	0.00	26,00.00	0.00	26,00.00	21,69.00 19.87	
	Total - 02	16,94.16	51,75.16	0.00	68,69.32 60,84.63 12.90	
	Total - 2215	1,83,75.39	3,94,55.50	2,44,20.44	8,22,51.33 2,94,57.33 179.22	
	Salary	1,33,20.91			GIA 6,50,15.94	

15. DETAILED STATEMENT OF REVENUE EXPENDITURE BY MINOR HEADS - contd.

Figures in italics represent charged expenditure

Heads	Actuals for the year 2014-15			Actuals for 2013-14	Per cent of Increase (+)/ Decrease(-) during the year		
	Non-Plan	Plan				Total	
		State Plan	CSS/ CPS*				
EXPENDITURE HEADS (Revenue Account)		<i>(Rupees in lakh)</i>					
B Social Services – contd.							
(c) Water Supply, Sanitation, Housing and Urban Development-contd.							
2216-	Housing						
02-	Urban Housing						
103-	Assistance to Housing Boards	0.00	1,00.00	0.00	1,00.00	0.00	100.00
796-	Tribal Area Sub-plan	0.00	1,00.00	0.00	1,00.00	0.00	100.00
	Total- 02	0.00	2,00.00	0.00	2,00.00	0.00	100.00
03-	Rural Housing						
789-	Special Component Plan for Scheduled Castes	0.00	0.00	0.00	0.00	94.07	(-)100.00
	Total-03	0.00	0.00	0.00	0.00	94.07	(-)100.00
05-	General Pool Accommodation						
053-	Maintenance and Repairs	18,37.76	0.00	0.00	18,37.76	17,27.73	6.37
	Total - 05	18,37.76	0.00	0.00	18,37.76	17,27.73	6.37
	Total - 2216	18,37.76	2,00.00	0.00	20,37.76	18,21.80	11.85
						GIA	2,00.00
2217-	Urban Development						
80-	General						
001-	Direction and Administration	8,16.86	0.00	0.00	8,16.86	8,48.82	(-)3.77
191-	Assistance to Municipal Corporation	1,07,26.90	2,01,86.02	48,47.93	3,57,60.85	1,35,74.25	163.45

15. DETAILED STATEMENT OF REVENUE EXPENDITURE BY MINOR HEADS - contd.

Figures in italics represent charged expenditure

Heads	Actuals for the year 2014-15			Actuals for 2013-14	Per cent of Increase (+)/ Decrease(-) during the year	
	Non-Plan	Plan				Total
		State Plan	CSS/ CPS*			
EXPENDITURE HEADS (Revenue Account)						
<i>(Rupees in lakh)</i>						
B Social Services – contd.						
(c) Water Supply, Sanitation, Housing and Urban Development-concl'd.						
2217- Urban Development – concl'd.						
80- General – concl'd.						
192- Assistance to Municipalities/Municipal Councils	68,68.09	0.00	0.00	68,68.09	27,85.63	146.55
193- Assistance to Nagar Panchayats/Notified Area Committee	59,52.68	0.00	0.00	59,52.68	24,80.15	140.01
789- Special Component Plan for Scheduled Castes	0.00	40,31.00	0.00	40,31.00	38,19.38	5.54
796- Tribal Area Sub-plan	0.00	3,39,75.56	22,53.40	3,62,28.96	1,62,52.40	122.91
Total-80	2,43,64.53	5,81,92.58	71,01.33	8,96,58.44	3,97,60.63	125.50
Total-2217	2,43,64.53	5,81,92.58	71,01.33	8,96,58.44	3,97,60.63	125.50
Salary	75.54				GIA	8,95,56.15
Total (c) Water Supply, Sanitation, Housing and Urban Development	4,45,77.68	9,78,48.08	3,15,21.77	17,39,47.53	7,10,39.76	144.86
(d) Information and Broadcasting						
2220- Information and Publicity						
01- Films						
001- Direction and Administration	4,01.37	0.00	0.00	4,01.37	3,93.34	2.04
Total - 01	4,01.37	0.00	0.00	4,01.37	3,93.34	2.04

15. DETAILED STATEMENT OF REVENUE EXPENDITURE BY MINOR HEADS - contd.

Figures in italics represent charged expenditure

Heads	Actuals for the year 2014-15			Actuals for 2013-14	Per cent of Increase (+)/ Decrease(-) during the year	
	Non-Plan	Plan				Total
		State Plan	CSS/ CPS*			
EXPENDITURE HEADS (Revenue Account)						
<i>(Rupees in lakh)</i>						
B Social Services – contd.						
(d) Information and Broadcasting-concltd.						
2220- Information and Publicity-concltd.						
60- Others						
001- Direction and Administration	1,51.40	0.00	0.00	1,51.40	1,46.75	3.17
101- Advertising and visual Publicity	40,00.00	0.00	0.00	40,00.00	30,00.00	33.33
106- Field Publicity	5,60.13	4,56.80	0.00	10,16.93	9,90.56	2.66
796- Tribal Area Sub-plan	0.00	10,25.75	0.00	10,25.75	7,81.86	31.19
Total - 60	47,11.53	14,82.55	0.00	61,94.08	49,19.17	25.92
Total - 2220	51,12.90	14,82.55	0.00	65,95.45	53,12.51	24.15
			Salary	8,90.08		
Total - (d) Information and Broadcasting	51,12.90	14,82.55	0.00	65,95.45	53,12.51	24.15
(e) Welfare of Scheduled Castes, Scheduled Tribes and Other Backward Classes						
2225- Welfare of Scheduled Castes, Scheduled Tribes and Other Backward Classes						
01- Welfare of Scheduled Castes						
001- Direction and Administration	19,07.63	0.00	0.00	19,07.63	18,56.90	2.73
277- Education	17,27.18	0.00	0.00	17,27.18	14,81.26	16.60
789- Special Component Plan for Scheduled Castes	0.00	1,04,62.96	4,70.74*	1,09,87.82	77,56.04	41.67
			54.12			
Total - 01	36,34.81	1,04,62.96	4,70.74*	1,46,22.63	1,10,94.20	31.80
02- Welfare of Scheduled Tribes						
001- Direction and Administration	5.00	0.00	0.00	5.00	0.00	100.00
277- Education	60,35.89	51,02.40	8,79.20*	1,20,17.49	91,63.67	31.14
282- Health	1,64.47	0.00	0.00	1,64.47	1,78.89	(-)8.06
796- Tribal Area Sub-plan	0.00	3,35,63.88	32,61.26*	3,68,35.58	2,70,86.88	35.99
			10.44			
Total - 02	62,05.36	3,86,66.28	41,40.46*	4,90,22.54	3,64,29.44	34.57

(*) Relates to CPS

15. DETAILED STATEMENT OF REVENUE EXPENDITURE BY MINOR HEADS - contd.

Figures in italics represent charged expenditure

Heads	Actuals for the year 2014-15			Actuals for 2013-14	Per cent of Increase (+)/ Decrease(-) during the year		
	Non-Plan	Plan				Total	
		State Plan	CSS/ CPS*				
EXPENDITURE HEADS (Revenue Account)		<i>(Rupees in lakh)</i>					
B	Social Services – contd.						
(e)	Welfare of Scheduled Castes, Scheduled Tribes and Other Backward Classes - conclud.						
2225-	Welfare of Scheduled Castes, Scheduled Tribes and Other Backward Classes – conclud.						
03-	Welfare of Backward Classes						
277	Education	1,97.87	1,12,53.97	8,99.02* 28.48	1,23,79.34	77,40.66	59.93
796	Tribal Area Sub-plan	0.00	88,21.16	10,99.87* 31.34	99,52.37	72,19.55	37.85
	Total - 03	1,97.87	2,00,75.13	59.82 19,98.89*	2,23,31.71	1,49,60.21	49.27
	Total - 2225	1,00,38.04	6,92,04.37	1,24.38 66,10.09*	8,59,76.88	6,24,83.85	37.60
	Salary	80,79.86				GIA	1,51,68.90
	Total - (e) Welfare of Scheduled Castes, Scheduled Tribes and Other Backward Classes	1,00,38.04	6,92,04.37	1,24.38 66,10.09*	8,59,76.88	6,24,83.85	37.60

(*) Relates to CPS

15. DETAILED STATEMENT OF REVENUE EXPENDITURE BY MINOR HEADS - contd.

Figures in italics represent charged expenditure

Heads	Actuals for the year 2014-15			Actuals for 2013-14	Per cent of Increase (+)/ Decrease(-) during the year		
	Non-Plan	Plan				Total	
		State Plan	CSS/ CPS*				
EXPENDITURE HEADS (Revenue Account)				<i>(Rupees in lakh)</i>			
B Social Services – contd.							
(f) Labour and Labour Welfare							
2230-	Labour and Employment						
01-	Labour						
001	1,87.79	1,38.72	0.00	3,26.51	4,50.66 (-)27.55		
101	15,53.99	4.11	0.00	15,58.10	14,92.39 4.40		
102	4,40.39	0.00	0.00	4,40.39	4,14.59 6.22		
103	2,15.44	5,66.49	0.00	7,81.93	6,29.92 24.13		
114-	53.71	0.00	0.00	53.71	61.60 (-)12.81		
789	0.00	1,95.15	0.00	1,95.15	2,03.12 (-)3.92		
796	0.00	11,36.10	0.00	11,36.10	13,09.05 (-)13.21		
	Total - 01	24,51.32	20,40.57	0.00	44,91.89	45,61.33	(-)1.52
02-	Employment Service						
101-	Employment Services						
	7,32.35	58.54	0.00	7,90.89	6,71.14 17.84		
789-	0.00	13.67	0.00	13.67	97.08 (-)85.92		
796-	0.00	1,93.58	0.00	1,93.58	1,03.53 86.98		
	Total - 02	7,32.35	2,65.79	0.00	9,98.14	8,71.75	14.50

15. DETAILED STATEMENT OF REVENUE EXPENDITURE BY MINOR HEADS - contd.

Figures in italics represent charged expenditure

Heads	Actuals for the year 2014-15			Actuals for 2013-14	Per cent of Increase (+)/ Decrease(-) during the year		
	Non-Plan	Plan				Total	
		State Plan	CSS/ CPS*				
EXPENDITURE HEADS (Revenue Account)				<i>(Rupees in lakh)</i>			
B Social Services – contd.							
(f) Labour and Labour Welfare - conclud.							
2230-	Labour and Employment - conclud.						
03-	Training						
003-	Training of Craftsmen and Supervisors	49.73	6,43.46	12.19*	7,05.38	31,42.58	(-)77.55
101-	Industrial Training Institute	16,10.99	0.00	0.00	16,10.99	15,09.43	6.73
102-	Apprenticeship Training	50.92	0.00	0.00	50.92	52.01	(-)2.10
796-	Tribal Area Sub-plan	0.00	12,62.62	5.54*	12,68.16	26,37.32	(-)51.91
	Total - 03	17,11.64	19,06.08	17.73*	36,35.45	73,41.34	(-)50.48
	Total - 2230	48,95.31	42,12.44	17.73*	91,25.48	1,27,74.42	(-)28.56
	Salary	56,34.18					
	Total - (f) Labour and Labour Welfare	48,95.31	42,12.44	17.73*	91,25.48	1,27,74.42	(-)28.56

(*) Relates to CPS

15. DETAILED STATEMENT OF REVENUE EXPENDITURE BY MINOR HEADS - contd.

Figures in italics represent charged expenditure

Heads	Actuals for the year 2014-15			Actuals for 2013-14	Per cent of Increase (+)/ Decrease(-) during the year	
	Non-Plan	Plan				Total
		State Plan	CSS/ CPS*			
EXPENDITURE HEADS (Revenue Account)		<i>(Rupees in lakh)</i>				
B Social Services – contd.						
(g) Social Welfare and Nutrition						
2235-	Social Security and Welfare					
01-	Rehabilitation					
001-	Direction and Administration	2,17.40	0.00	0.00	2,17.40	2,23.24 (-)2.62
	Total - 01	2,17.40	0.00	0.00	2,17.40	2,23.24 (-)2.62
02-	Social Welfare					
001	Direction and Administration	1,50.78	0.00	0.00	1,50.78	97.34 54.90
101	Welfare of handicapped	78.72	29,77.53	0.00	30,56.25	26,11.58 17.03
102	Child Welfare	0.00	56,74.17	65.98*	1,79,37.53	1,80,32.10 (-)0.52
				1,21,97.38		
103	Women's Welfare	54.39	31,54.65	1,38.07	33,47.11	31,42.14 6.52
106	Correctional Services	5,00.82	1,19.97	0.00	6,20.79	5,99.34 3.58
200	Other Programmes	0.00	0.00	0.00	0.00	0.12 (-)100.00
789	Special Component Plan for Scheduled Castes	0.00	8,63.58	18.78*	8,99.61	6,99.83 28.55
				17.25		
796	Tribal Area Sub-plan	0.00	1,22,17.32	1,74.93*	2,69,35.00	2,66,22.49 1.17
				1,45,42.75		
	Total - 02			2,68,95.45		
		7,84.71	2,50,07.22	2,59.69*	5,29,47.07	5,18,04.94 2.20

(*) Relates to CPS

15. DETAILED STATEMENT OF REVENUE EXPENDITURE BY MINOR HEADS - contd.

Figures in italics represent charged expenditure

Heads	Actuals for the year 2014-15			Actuals for 2013-14	Per cent of Increase (+)/ Decrease(-) during the year		
	Non-Plan	Plan				Total	
		State Plan	CSS/ CPS*				
EXPENDITURE HEADS (Revenue Account)			<i>(Rupees in lakh)</i>				
B Social Services – contd.							
(g) Social Welfare and Nutrition-contd.							
2235-	Social Security and Welfare – conclud.						
03-	National Social Assistance programme						
101-		2,92,28.55	0.00	2,92,28.55	2,00,85.21	45.52	
102-		4,79.50	0.00	4,79.50	4,24.80	12.88	
789-		1,11,80.13	0.00	1,11,80.13	87,36.91	27.96	
796-		3,52,39.65	0.00	3,52,39.65	2,64,72.04	33.12	
	Total – 03	0.00	7,61,27.83	0.00	7,61,27.83	5,57,18.96	36.63
60-	Other Social Security and Welfare Programmes						
102-		7,06.83	0.00	7,06.83	5,84.19	20.99	
200-		4,18.04	4,99.94	9,17.98	10,74.58	(-)14.57	
796-		0.00	4,72.24	4,72.24	0.00	100.00	
	Total - 60	11,24.87	9,72.18	0.00	20,97.05	16,58.77	26.42
	Total - 2235			2,68,95.45			
		21,26.98	10,21,07.23	2,59.69*	13,13,89.35	10,94,05.91	20.09
	Salary	67,11.17			GIA	7,61,70.08	

(*) Relates to CPS

15. DETAILED STATEMENT OF REVENUE EXPENDITURE BY MINOR HEADS - contd.

Figures in italics represent charged expenditure

Heads	Actuals for the year 2014-15			Actuals for 2013-14	Per cent of Increase (+)/ Decrease(-) during the year		
	Non-Plan	Plan				Total	
		State Plan	CSS/ CPS*				
EXPENDITURE HEADS (Revenue Account)		<i>(Rupees in lakh)</i>					
B Social Services – contd.							
(g) Social Welfare and Nutrition-contd.							
2236	Nutrition						
02	Distribution of nutritious food and beverages						
101	0.00	93,67.52	76,71.84	1,70,39.36	1,54,69.44	10.15	
789-	0.00	24,37.71	19,95.93	44,33.64	38,74.45	14.43	
796-	0.00	1,13,06.98	1,00,79.72	2,13,86.70	1,99,37.48	7.27	
	Total - 02	0.00	2,31,12.21	1,97,47.49	4,28,59.70	3,92,81.37	9.11
	Total - 2236	0.00	2,31,12.21	1,97,47.49	4,28,59.70	3,92,81.37	9.11
2245-	Relief on account of Natural Calamities						
01-	Drought						
101-	6,21.73	0.00	0.00	6,21.73	4,91.44	26.51	
	Total - 01	6,21.73	0.00	0.00	6,21.73	4,91.44	26.51
02-	Floods, Cyclones etc.						
101-	6,68.86	0.00	0.00	6,68.86	5,27.29	26.85	
106-	0.00	0.00	0.00	0.00	1.87	(-)100.00	
112-	3.98	0.00	0.00	3.98	0.00	100.00	
113	91.61	0.00	0.00	91.61	2,70.63	(-)66.15	

15. DETAILED STATEMENT OF REVENUE EXPENDITURE BY MINOR HEADS - contd.

Figures in italics represent charged expenditure

Heads	Actuals for the year 2014-15			Actuals for 2013-14	Per cent of Increase (+)/ Decrease(-) during the year		
	Non-Plan	Plan				Total	
		State Plan	CSS/ CPS*				
EXPENDITURE HEADS (Revenue Account)		<i>(Rupees in lakh)</i>					
B Social Services – contd.							
(g) Social Welfare and Nutrition – contd.							
2245-	Relief on account of Natural Calamities-contd.						
02-	Floods, Cyclones etc. - conclud.						
114	Assistance to Farmers for purchase of Agricultural inputs	21.82	0.00	0.00	21.82	6.27	248.01
	Total - 02	7,86.27	0.00	0.00	7,86.27	8,06.06	(-)2.46
05 -	State Disaster Response Fund						
101	Transfer to Reserve Funds and Deposit Account-State Disaster Response Fund	3,07,85.00	0.00	0.00	3,07,85.00	2,93,18.50	5.00
901	Deduct- Amount met from State Disaster Response Fund	32,62.06	0.00	0.00	32,62.06	21,29.19	53.21
	Total - 05	2,75,22.94	0.00	0.00	2,75,22.94	2,71,89.31	1.23

15. DETAILED STATEMENT OF REVENUE EXPENDITURE BY MINOR HEADS - contd.

Figures in italics represent charged expenditure

Heads	Actuals for the year 2014-15			Actuals for 2013-14	Per cent of Increase (+)/ Decrease(-) during the year		
	Non-Plan	Plan				Total	
		State Plan	CSS/ CPS*				
EXPENDITURE HEADS (Revenue Account)		<i>(Rupees in lakh)</i>					
B Social Services – contd.							
(g) Social Welfare and Nutrition – conclud.							
2245-	Relief on account of Natural Calamities – conclud.						
80-	General						
102-	Management of Natural Disasters, Contingency Plans in disaster prone areas	2,56.70	0.00	0.00	2,56.70	7,67.97	(-)66.57
	Total - 80	2,56.70	0.00	0.00	2,56.70	7,67.97	(-)66.57
	Total - 2245	2,91,87.64	0.00	0.00	2,91,87.64	2,92,54.78	(-)0.23
						GIA	9,18.21
				4,66,42.94			
	Total - (g) Social Welfare and Nutrition	3,13,14.62	12,52,19.44	2,59.69*	20,34,36.69	17,79,42.06	14.33
(h) Others							
2250-	Other Social Services						
101-	Donations for Charitable Purposes	8.70	0.00	0.00	8.70	33.12	(-)73.73
102-	Administration of Religious and Charitable Endowments Acts	22.78	0.00	0.00	22.78	0.00	100.00

(*) Relates to CPS

15. DETAILED STATEMENT OF REVENUE EXPENDITURE BY MINOR HEADS - contd.

Figures in italics represent charged expenditure

Heads	Actuals for the year 2014-15			Actuals for 2013-14	Per cent of Increase (+)/ Decrease(-) during the year
	Non-Plan	Plan			
		State Plan	CSS/ CPS*		
EXPENDITURE HEADS (Revenue Account)				<i>(Rupees in lakh)</i>	
B Social Services – conclud.					
(h) Others – conclud.					
2250- Other Social Services –conclud.					
103- Upkeep of Shrines, Temples, etc.	10.95	0.00	0.00	24.17	(-)54.70
Total - 2250	42.43	0.00	0.00	57.29	(-)25.94
	Salary	22.85			
2251 Secretariat-Social Services					
090- Secretariate	21,55.88	0.00	0.00	19,98.98	7.85
Total - 2251	21,55.88	0.00	0.00	19,98.98	7.85
	Salary	18,61.72			
Total - (h) Others	21,98.31	0.00	0.00	20,56.27	6.91
Total - B Social Services			21,24,34.63		
	47,43,75.48	49,30,20.53	1,17,03.05*	82,15,34.08	45.04

(*) Relates to CPS

15. DETAILED STATEMENT OF REVENUE EXPENDITURE BY MINOR HEADS - contd.

Figures in italics represent charged expenditure

Heads	Actuals for the year 2014-15			Actuals for 2013-14	Per cent of Increase (+)/ Decrease(-) during the year	
	Non-Plan	Plan				Total
		State Plan	CSS/ CPS*			
EXPENDITURE HEADS (Revenue Account)		<i>(Rupees in lakh)</i>				
C- Economic Services						
(a) Agriculture and Allied Activities						
2401 Crop Husbandry						
001 Direction and Administration	1,83.25	0.00	0.00	1,83.25	1,53.37	19.48
102 Food grain crops	0.00	12,22.88	7,20.63	19,43.51	9,82.69	97.77
103 Seeds	3,23.12	0.00	0.00	3,23.12	3,27.57	(-)1.36
104 Agricultural Farms	0.00	3.29	0.00	3.29	29.57	(-)88.87
105 Manures and Fertilisers	70.99	0.00	0.00	70.99	66.62	6.56
107 Plant Protection	6,13.88	0.00	0.00	6,13.88	6,22.41	(-)1.37
108 Commercial Crops	86.75	2,56.07	0.00	3,42.82	1,57.14	118.16
109 Extension and Farmers' Training	41,25.29	5,80.09	27,98.92	75,04.30	52,90.91	41.83
112 Development of Pulses	0.00	55.57	0.00	55.57	0.00	100.00
119 Horticulture and Vegetable Crops	4,15.61	1,56.09	0.00	5,71.70	5,98.23	(-)4.43
789 Special Component Plan for Scheduled Castes	0.00	8,24.41	10,89.11	19,13.52	6,64.78	187.84
796 Tribal Area Sub-plan	0.00	81,89.15	36,44.61	1,18,33.76	1,13,26.13	4.48
800 Other expenditure	0.00	52,82.83	0.00	52,82.83	72,94.87	(-)27.58
Total - 2401	58,18.89	1,65,70.38	82,53.27	3,06,42.54	2,75,14.29	11.37
Salary	55,41.99		Subsidy	1,84,56.06	GIA	52,54.53

15. DETAILED STATEMENT OF REVENUE EXPENDITURE BY MINOR HEADS - contd.

Figures in italics represent charged expenditure

Heads	Actuals for the year 2014-15			Actuals for 2013-14	Per cent of Increase (+)/ Decrease(-) during the year		
	Non-Plan	Plan				Total	
		State Plan	CSS/ CPS*				
EXPENDITURE HEADS (Revenue Account)				<i>(Rupees in lakh)</i>			
C- Economic Services- Contd.							
(a) Agriculture and Allied Activities –contd.							
2402-	Soil and Water Conservation						
001	Direction and Administration	68.70	0.00	0.00	68.70	60.01	14.48
101	Soil Survey and Testing	1,69.01	0.00	0.00	1,69.01	16,67.67	(-)89.87
102	Soil Conservation	9,43.97	0.00	0.00	9,43.97	10,88.22	(-)13.26
789	Special Component Plan for Scheduled Castes	0.00	0.00	0.00	0.00	1,00.00	(-)100.00
796	Tribal Area Sub-plan	0.00	5,00.00	0.00	5,00.00	20,38.63	(-)75.47
	Total - 2402	11,81.68	5,00.00	0.00	16,81.68	49,54.53	(-)66.06
	Salary	10,76.00				GIA	5,00.00
2403	Animal Husbandry						
001	Direction and Administration	13,08.33	31.40	0.00	13,39.73	12,36.09	8.38
101	Veterinary Services and Animal Health	46,72.37	4,77.61	0.01 *	52,03.67	53,31.35	(-)2.39
				53.68			
102	Cattle and Buffalo Development	16,77.18	1,39.99	0.00	18,17.17	17,94.14	1.28
103	Poultry Development	2,39.78	1,34.85	0.00	3,74.63	2,27.54	64.64
104	Sheep and Wool Development	1,77.31	93.04	0.00	2,70.35	2,53.44	6.67
105	Piggery Development	5,42.05	1,01.01	0.00	6,43.06	5,55.16	15.83

(*) Relates to CPS

15. DETAILED STATEMENT OF REVENUE EXPENDITURE BY MINOR HEADS - contd.

Figures in italics represent charged expenditure

Heads	Actuals for the year 2014-15			Actuals for 2013-14	Per cent of Increase (+)/ Decrease(-) during the year		
	Non-Plan	Plan				Total	
		State Plan	CSS/ CPS*				
EXPENDITURE HEADS (Revenue Account)				<i>(Rupees in lakh)</i>			
C- Economic Services- Contd.							
(a) Agriculture and Allied Activities –contd.							
2403	Animal Husbandry - conclud.						
106	Other Live Stock Development	0.00	1,19.37	0.00	1,19.37	4,46.68	(-)73.28
107	Fodder and Feed Development	72.61	0.00	0.00	72.61	74.35	(-)2.34
109	Extension and Training	48.57	88.28	0.00	1,36.85	82.32	66.24
113	Administrative Investigation and Statistics	3,58.99	3.58	3.68	3,66.25	3,83.12	(-)4.40
789	Special Component Plan for Scheduled Castes	0.00	3,95.09	0.00	3,95.09	4,85.93	(-)18.69
796	Tribal Area Sub-plan	0.00	12,91.21	0.00	12,91.21	14,73.54	(-)12.37
Total - 2403				57.36			
		90,97.19	28,75.43	0.01 *	1,20,29.99	1,23,43.66	(-)2.54
Salary		90,10.23		Subsidy	11,93.22	GIA	1,00.00

(*) Relates to CPS

15. DETAILED STATEMENT OF REVENUE EXPENDITURE BY MINOR HEADS - contd.

Figures in italics represent charged expenditure

Heads	Actuals for the year 2014-15			Actuals for 2013-14	Per cent of Increase (+)/ Decrease(-) during the year		
	Non-Plan	Plan				Total	
		State Plan	CSS/ CPS*				
EXPENDITURE HEADS (Revenue Account)				<i>(Rupees in lakh)</i>			
C- Economic Services- Contd.							
(a) Agriculture and Allied Activities –contd.							
2404-	Dairy Development						
001-	Direction and Administration	1,31.41	1,43.57	0.00	2,74.98	3,59.06	(-)23.42
102-	Dairy Development Projects	6,37.95	36,87.97	1,20.68	44,46.60	42,77.28	3.96
109-	Extension and Training	0.00	3,42.90	0.00	3,42.90	2,51.57	36.30
789-	Special Component Plan for Scheduled Castes	0.00	7,94.08	26.00	8,20.08	6,79.14	20.75
796-	Tribal Area Sub-plan	0.00	15,41.27	54.45	15,95.72	13,14.14	21.43
	Total - 2404	7,69.36	65,09.79	2,01.13	74,80.28	68,81.19	8.71
	Salary	7,21.13		Subsidy	16,65.39	GIA	30,56.84
2405-	Fisheries						
001	Direction and Administration	9,00.87	0.00	0.00	9,00.87	5,63.09	59.99
101	Inland Fisheries	0.00	13,23.66	0.00	13,23.66	17,78.26	(-)25.56
789	Special Component plan for Scheduled Castes	0.00	2,19.66	0.00	2,19.66	3,05.35	(-)28.06
796	Tribal Area Sub-plan	0.00	4,59.00	0.00	4,59.00	9,26.42	(-)50.45
	Total - 2405	9,00.87	20,02.32	0.00	29,03.19	35,73.12	(-)18.75
	Salary	8,60.34					

15. DETAILED STATEMENT OF REVENUE EXPENDITURE BY MINOR HEADS - contd.

Figures in italics represent charged expenditure

Heads	Actuals for the year 2014-15			Actuals for 2013-14	Per cent of Increase (+)/ Decrease(-) during the year		
	Non-Plan	Plan				Total	
		State Plan	CSS/ CPS*				
EXPENDITURE HEADS (Revenue Account)		<i>(Rupees in lakh)</i>					
C- Economic Services- Contd.							
(a) Agriculture and Allied Activities –contd.							
2406-	Forestry and Wildlife						
01-	Forestry						
001-	Direction and Administration	32,79.61	0.00	0.00	32,79.61	31,10.76	5.43
003	Education and Training	1,61.73	1,03.24	0.00	2,64.97	2,17.72	21.70
004	Research	3,33.03	0.00	0.00	3,33.03	3,79.67	(-)12.28
005	Survey and Utilisation of Forest Resources	2,85.12	2,04.21	0.00	4,89.33	3,68.95	32.63
070	Communications and Buildings	0.00	0.00	0.00	0.00	75.00	(-)100.00
101	Forest Conservation, Development and Regeneration.	1,00,12.08	71,38.19	0.00	1,71,50.27	1,31,87.22	30.05
102	Social and Farm Forestry	0.00	78.30	0.00	78.30	80.38	(-)2.59
105	Forest Produce	47,28.41	0.00	0.00	47,28.41	16,78.30	181.74
110	Expenditure on management of Ex-Zamindari Forest Estates	0.00	1,08.89	3,40.00 * 2,18.92	6,67.81	5,25.97	26.97
789	Special Component plan for Scheduled Castes	0.00	25,90.65	2,60.00 * 2.39	28,53.04	12,61.68	126.13
796	Tribal Area Sub-plan	0.00	37,50.70	0.00	37,50.70	29,38.26	27.65
800	Other expenditure	0.00	25,40.33	0.00	25,40.33	16,41.32	54.77
Total - 01		1,87,99.98	1,65,14.51	2,21.31 6,00.00 *	3,61,35.80	2,54,65.23	41.90

15. DETAILED STATEMENT OF REVENUE EXPENDITURE BY MINOR HEADS - contd.

Figures in italics represent charged expenditure

Heads	Actuals for the year 2014-15			Actuals for 2013-14	Per cent of Increase (+)/ Decrease(-) during the year		
	Non-Plan	Plan					
		State Plan	CSS/ CPS*				
EXPENDITURE HEADS (Revenue Account)				<i>(Rupees in lakh)</i>			
C- Economic Services- Contd.							
(a) Agriculture and Allied Activities –contd.							
2406-	Forestry and Wildlife - conclud.						
02-	Environmental Forestry and Wild Life						
110-	Wild Life Preservation	8,08.81	1,38.06	84.53	11,98.88	13,83.06	(-)13.32
				1,67.48 *			
	Total - 02	8,08.81	1,38.06	84.53	11,98.88	13,83.06	(-)13.32
				1,67.48 *			
04-	Afforestation and Ecology Development						
101-	Afforestation and Ecology Development Programme						
		0.00	0.53	0.00	0.53	0.00	100.00
	Total - 04	0.00	0.53	0.00	0.53	0.00	100.00
	Total - 2406	1,96,08.79	1,66,53.10	3,05.84	3,73,35.21	2,68,48.29	39.06
				7,67.48 *			
	Salary	1,40,45.47					
2415-	Agricultural Research and Education						
01-	Crop Husbandry						
004-	Research	71.70	0.00	0.00	71.70	71.37	0.46
277-	Education	48,98.82	0.00	0.00	48,98.82	37,08.13	32.11
	Total - 01	49,70.52	0.00	0.00	49,70.52	37,79.50	31.51

(*) Relates to CPS

15. DETAILED STATEMENT OF REVENUE EXPENDITURE BY MINOR HEADS - contd.

Figures in italics represent charged expenditure

Heads	Actuals for the year 2014-15			Actuals for 2013-14	Per cent of Increase (+)/ Decrease(-) during the year	
	Non-Plan	Plan				Total
		State Plan	CSS/ CPS*			
EXPENDITURE HEADS (Revenue Account)						
<i>(Rupees in lakh)</i>						
C- Economic Services- Contd.						
(a) Agriculture and Allied Activities –contd.						
2415- Agricultural Research and Education – conclud.						
80- General						
796- Tribal Area Sub-Plan	0.00	23,75.44	0.00	23,75.44	44,26.45 (-)46.34	
Total - 80	0.00	23,75.44	0.00	23,75.44	44,26.45 (-)46.34	
Total - 2415	49,70.52	23,75.44	0.00	73,45.96	82,05.95 (-)10.48	
	Salary	1,92.79			GIA 71,46.01	
2425- Co-operation						
001- Direction and Administration	27,36.45	0.00	0.00	27,36.45	24,69.90 10.79	
003- Training	55.58	0.00	0.00	55.58	45.24 22.86	
004- Research and Evaluation	25.77	0.00	0.00	25.77	24.12 6.84	
101- Audit of Co-operatives	12,40.56	0.00	0.00	12,40.56	11,42.97 8.54	
107- Assistance to credit co-operatives	0.00	7,80.00	0.00	7,80.00	3,04.95 155.78	
108- Assistance to other co-operatives	2,69.60	3,38.50	0.00	6,08.10	7,13.95 (-)14.83	
190- Assistance to Public Sector and Other Undertakings	0.00	0.00	0.00	0.00	97.00 (-)100.00	
789 Special Component Plan for Scheduled Castes	0.00	7,22.98	0.00	7,22.98	6,08.70 18.77	
796 Tribal Area Sub-plan	0.00	32,33.02	0.00	32,33.02	15,88.50 103.53	
Total - 2425	43,27.96	50,74.50	0.00	94,02.46	69,95.33 34.41	
	Salary	42,33.58			GIA 50,74.50	
2435- Other Agricultural Programmes						
01- Marketing and quality control						
102- Grading and quality control facilities	1,82.19	0.00	0.00	1,82.19	1,83.58 (-)0.76	
796- Tribal Area Sub-plan	0.00	0.00	0.00	0.00	2.10 (-)100.00	
Total - 01	1,82.19	0.00	0.00	1,82.19	1,85.68 (-)1.88	
Total - 2435	1,82.19	0.00	0.00	1,82.19	1,85.68 (-)1.88	
	Salary	1,79.76				
Total - (a) Agriculture and Allied Activities			7,67.49*			
	4,68,57.45	5,25,60.96	88,17.60	10,90,03.50	9,75,02.04 11.80	

15. DETAILED STATEMENT OF REVENUE EXPENDITURE BY MINOR HEADS - contd.

Figures in italics represent charged expenditure

Heads	Actuals for the year 2014-15			Actuals for 2013-14	Per cent of Increase (+)/ Decrease(-) during the year	
	Non-Plan	Plan				Total
		State Plan	CSS/ CPS*			
EXPENDITURE HEADS (Revenue Account)		<i>(Rupees in lakh)</i>				
C- Economic Services- Contd.						
(b) Rural Development						
2501- Special Programmes for Rural Development						
02- Drought-Prone Areas Development Programme						
101- Minor Irrigation	0.00	1,22.50	0.00	1,22.50	1,59.76 (-)23.32	
789- Special Component Plan for Scheduled Castes	0.00	37.50	0.00	37.50	49.00 (-)23.47	
796- Tribal Area Sub-plan	0.00	1,33.30	0.00	1,33.30	1,67.44 (-)20.39	
Total - 02	0.00	2,93.30	0.00	2,93.30	3,76.20 (-)22.04	
06- Self Employment Programmes						
101- Swarnajayanti Gram Swarozgar Yojana	0.00	8,29.99	0.00	8,29.99	0.00 100.00	
789- Special Component Plan for Scheduled Castes	0.00	2,55.26	7,56.17	10,11.43	5,20.40 94.36	
796- Tribal Area Sub-plan	0.00	21,63.44	22,85.95	44,49.39	19,58.30 127.21	
800- Other Expenditure	0.00	8,80.56	29,27.97	38,08.53	23,31.24 63.37	
Total - 06	0.00	41,29.25	59,70.09	1,00,99.34	48,09.94 109.97	
Total - 2501	0.00	44,22.55	59,70.09	1,03,92.64	51,86.14 100.39	
	Salary	4 20.11			GIA 79,14.33	
2505- Rural Employment						
01- National Programmes						
702- Jawahar Gram Samridhi Yojana	0.00	24,74.73	58,91.51	83,66.24	44,77.97 86.83	
789- Special Component Plan for Scheduled Castes	0.00	16,31.33	42,30.41	58,61.74	16,04.24 265.39	
796- Tribal Area Sub-plan	0.00	46,62.10	1,09,08.21	1,55,70.31	58,87.26 164.47	
Total - 01	0.00	87,68.16	2,10,30.13	2,97,98.29	1,19,69.47 148.95	

15. DETAILED STATEMENT OF REVENUE EXPENDITURE BY MINOR HEADS - contd.

Figures in italics represent charged expenditure

Heads	Actuals for the year 2014-15			Actuals for 2013-14	Per cent of Increase (+)/ Decrease(-) during the year	
	Non-Plan	Plan				Total
		State Plan	CSS/ CPS*			
EXPENDITURE HEADS (Revenue Account) <i>(Rupees in lakh)</i>						
C- Economic Services- Contd.						
(b) Rural Development – conclud.						
2505- Rural Employment – conclud.						
02- Rural Employment Guarantee Scheme						
101- National Rural Employment Guarantee Scheme	0.00	1,46,77.00	3,54,92.37	5,01,69.37	63,71.04	687.46
789- Special Component Plan for Scheduled Castes	0.00	79,40.58	1,08,65.01	1,88,05.59	19,50.59	864.10
796- Tribal Area Sub-plan	0.00	2,02,01.28	2,60,76.03	4,62,77.31	46,82.34	888.34
Total - 02	0.00	4,28,18.86	7,24,33.41	11,52,52.27	1,30,03.97	786.29
Total - 2505	0.00	5,15,87.02	9,34,63.54	14,50,50.56	2,49,73.44	480.82
Salary	9,55.31			GIA	14,40,29.36	
2515- Other Rural Development programmes.						
001- Direction and Administration	2,06,87.22	3,24,92.86	0.00	5,31,80.08	3,74,05.89	42.17
003- Training	3,66.05	0.00	0.00	3,66.05	2,83.26	29.23
101- Panchayati Raj	15,22.54	0.00	0.00	15,22.54	21,17.92	(-)28.11
102- Community Development	1,65,89.06	14,22.36	2,09,96.49	3,90,07.91	1,55,39.81	151.02
196- Assistance to Zila Parishad/District level panchayats	98,82.43	0.00	0.00	98,82.43	51,37.46	92.36
197- Assistance to Block Panchayat/ Intermediate Level Panchayat	96,44.96	0.00	0.00	96,44.96	51,39.31	87.67
198- Assistance to Gram Panchayat	2,89,35.08	0.00	0.00	2,89,35.08	1,53,00.05	89.12
789- Special Component Plan for Scheduled Castes	0.00	1,48,42.04	0.00	1,48,42.04	66,79.04	122.22
796- Tribal Area Sub-plan	0.00	3,73,06.72	0.00	3,73,06.72	2,51,94.13	48.08
Total - 2515	8,76,27.34	8,60,63.98	2,09,96.49	19,46,87.81	11,27,96.87	72.60
Salary	3,36,67.24			GIA	15,24,53.00	
Total - (b) Rural Development	8,76,27.34	14,20,73.55	12,04,30.12	35,01,31.01	14,29,56.45	144.92

15. DETAILED STATEMENT OF REVENUE EXPENDITURE BY MINOR HEADS - contd.

Figures in italics represent charged expenditure

Heads	Actuals for the year 2014-15			Actuals for 2013-14	Per cent of Increase (+)/ Decrease(-) during the year		
	Non-Plan	Plan					
		State Plan	CSS/ CPS*				
EXPENDITURE HEADS (Revenue Account)		<i>(Rupees in lakh)</i>					
C- Economic Services- Contd.							
(d) Irrigation and Flood Control							
2700	Major Irrigation						
01	Major Irrigation- Commercial						
001	Direction and Administration	1,29,81.40	0.00	0.00	1,29,81.40	1,21,70.46	6.66
	Total - 01	1,29,81.40	0.00	0.00	1,29,81.40	1,21,70.46	6.66
	Total - 2700	1,29,81.40	0.00	0.00	1,29,81.40	1,21,70.46	6.66
	Salary	1,28,26.29					
2701-	Medium Irrigation						
03-	Medium Irrigation-Commercial						
001-	Direction and Administration	1,22,42.17	0.00	0.00	1,22,42.17	1,16,39.72	5.18
	Total - 03	1,22,42.17	0.00	0.00	1,22,42.17	1,16,39.72	5.18
80-	General						
001-	Direction and Administration	1,84.51	0.00	0.00	1,84.51	2,26.19	(-)18.43
	Total - 80	1,84.51	0.00	0.00	1,84.51	2,26.19	(-)18.43
	Total – 2701	1,24,26.68	0.00	0.00	1,24,26.68	1,18,65.91	4.73
	Salary	1,22,07.25					

15. DETAILED STATEMENT OF REVENUE EXPENDITURE BY MINOR HEADS - contd.

Figures in italics represent charged expenditure

Heads	Actuals for the year 2014-15			Actuals for 2013-14	Per cent of Increase (+)/ Decrease(-) during the year	
	Non-Plan	Plan				
		State Plan	CSS/ CPS*			
EXPENDITURE HEADS (Revenue Account)				<i>(Rupees in lakh)</i>		
C- Economic Services-contd						
(d) Irrigation and Flood Control-concltd.						
2702- Minor Irrigation						
02- Ground water						
005- Investigation	75,71.83	0.00	0.00	75,71.83	63,02.58	20.14
 Total - 02	75,71.83	0.00	0.00	75,71.83	63,02.58	20.14
 Total - 2702	75,71.83	0.00	0.00	75,71.83	63,02.58	20.14
	Salary	64,63.32				
2705 Command Area Development						
001- Kanchi Command Area Development	0.00	12.12	0.00	12.12	68.65	(-)82.35
789- Special Component Plan for Scheduled Castes	0.00	16.08	0.00	16.08	0.00	100.00
 Total - 2705	0.00	28.20	0.00	28.20	68.65	(-)58.92
 Total - (d) Irrigation and Flood Control	3,29,79.91	28.20	0.00	3,30,08.11	3,04,07.60	8.55
(e) Energy						
2801- Power						
01- Hydel Generation						
789- Special Component Plan for Scheduled Castes	0.00	4,20.00	0.00	4,20.00	73.68	470.03
796- Tribal Area Sub-plan	0.00	9,10.00	0.00	9,10.00	1,59.64	470.03
800- Other expenditure	0.00	21,70.00	0.00	21,70.00	3,80.68	470.03
 Total - 01	0.00	35,00.00	0.00	35,00.00	6,14.00	470.03

15. DETAILED STATEMENT OF REVENUE EXPENDITURE BY MINOR HEADS - contd.

Figures in italics represent charged expenditure

Heads	Actuals for the year 2014-15			Actuals for 2013-14	Per cent of Increase (+)/ Decrease(-) during the year		
	Non-Plan	Plan				Total	
		State Plan	CSS/ CPS*				
EXPENDITURE HEADS (Revenue Account)				<i>(Rupees in lakh)</i>			
C- Economic Services- Contd.							
(e) Energy - conclud.							
2801-	Power - conclud.						
80-	General						
101-	Assistance to Electricity Boards	21,08,91.86	0.00	0.00	21,08,91.86	15,02,36.00	40.37
800	Other expenditure	0.00	1,50,00.00	0.00	1,50,00.00	40.45	36982.82
	Total - 80	21,08,91.86	1,50,00.00	0.00	22,58,91.86	15,02,76.45	50.32
	Total - 2801	21,08,91.86	1,85,00.00	0.00	22,93,91.86	15,08,90.45	52.03
					GIA	22,93,91.76	
2810-	New and Renewable Energy						
101	Grid Interactive and Distributed Renewable Power	0.00	15,00.00	0.00	15,00.00	4,25.40	252.61
789-	Special Component Plan for Scheduled Castes	0.00	12,50.00	0.00	12,50.00	2,72.00	359.56
796-	Tribal Area Sub-plan	0.00	22,50.00	0.00	22,50.00	4,89.60	359.56
	Total - 2810	0.00	50,00.00	0.00	50,00.00	11,87.00	321.23
						GIA	50,00.00
	Total - (e) Energy	21,08,91.86	2,35,00.00	0.00	23,43,91.86	15,20,77.45	54.13

15. DETAILED STATEMENT OF REVENUE EXPENDITURE BY MINOR HEADS - contd.

Figures in italics represent charged expenditure

Heads	Actuals for the year 2014-15			Actuals for 2013-14	Per cent of Increase (+)/ Decrease(-) during the year	
	Non-Plan	Plan				Total
		State Plan	CSS/ CPS*			
EXPENDITURE HEADS (Revenue Account)		<i>(Rupees in lakh)</i>				
C- Economic Services- Contd.						
(f) Industry and Minerals						
2851- Village and Small Industries						
001- Direction and Administration	1,00.61	0.00	0.00	1,00.61	84.73	18.74
102- Small Scale Industries	7,01.20	6,64.24	0.00	13,65.44	11,21.89	21.71
103- Handloom Industries	80.99	5,93.70	13.00	6,87.69	8,67.31	(-)20.71
104- Handicraft Industries	3,30.64	3,92.05	0.00	7,22.69	7,66.56	(-)5.72
107- Sericulture Industries	10,14.42	35,62.26	16,32.61	62,09.29	24,81.39	150.23
789- Special component plan for Scheduled Castes	0.00	37.80	0.00	37.80	1,59.20	(-)76.26
796- Tribal Area Sub-plan	0.00	53,41.69	0.00	53,41.69	55,27.51	(-)3.36
Total - 2851	22,27.86	1,05,91.74	16,45.61	1,44,65.21	1,10,08.59	31.40
Salary	21,51.04				GIA	87,57.54
2852- Industries						
80- General						
001- Direction and Administration	5,51.32	0.00	0.00	5,51.32	4,77.01	15.58
003- Industrial Education- Research and Training	19.87	1.64	0.00	21.51	21.59	(-)0.37
102- Industrial Productivity	64.18	39,96.02	7,82.18	48,42.38	38,54.34	25.63
796- Tribal Area Sub-plan	0.00	18,31.20	0.00	18,31.20	14,95.40	22.46
Total - 80	6,35.37	58,28.86	7,82.18	72,46.41	58,48.34	23.91
Total - 2852	6,35.37	58,28.86	7,82.18	72,46.41	58,48.34	23.91
Salary	5,97.64		Subsidy	32,54.22	GIA	30,36.25

15. DETAILED STATEMENT OF REVENUE EXPENDITURE BY MINOR HEADS - contd.

Figures in italics represent charged expenditure

Heads	Actuals for the year 2014-15			Actuals for 2013-14	Per cent of Increase (+)/ Decrease(-) during the year	
	Non-Plan	Plan				Total
		State Plan	CSS/ CPS*			
EXPENDITURE HEADS (Revenue Account)		<i>(Rupees in lakh)</i>				
C- Economic Services - Contd.						
(f) Industry and Minerals - conclud.						
2853- Non-ferrous Mining and Metallurgical Industries						
02- Regulation and Development of Mines						
001- Direction and Administration	9,46.98	1,20.58	0.00	10,67.56	9,44.18	13.07
102- Mineral Exploration	8,59.89	82.41	0.00	9,42.30	8,05.55	16.98
796- Tribal Area Sub-Plan	0.00	0.24	0.00	0.24	2.56	(-)90.63
Total - 02	18,06.87	2,03.23	0.00	20,10.10	17,52.29	14.71
Total - 2853	18,06.87	2,03.23	0.00	20,10.10	17,52.29	14.71
	Salary	17,34.71				
Total - (f) Industry and Minerals	46,70.10	1,66,23.83	24,27.79	2,37,21.72	1,86,09.22	27.47
(g) Transport						
3053 Civil Aviation						
80- General						
003- Training and Education	45.08	0.00	0.00	45.08	36.45	23.68
Total - 80	45.08	0.00	0.00	45.08	36.45	23.68
Total - 3053	45.08	0.00	0.00	45.08	36.45	23.68
	Salary	42.05				
3054- Roads and Bridges						
01- National Highways						
337- Road Works	0.00	0.00	0.00	0.00	1,50.29	(-)100.00
Total - 01	0.00	0.00	0.00	0.00	1,50.29	(-)100.00

15. DETAILED STATEMENT OF REVENUE EXPENDITURE BY MINOR HEADS - contd.

Figures in italics represent charged expenditure

Heads	Actuals for the year 2014-15			Actuals for 2013-14	Per cent of Increase (+)/ Decrease(-) during the year	
	Non-Plan	Plan				
		State Plan	CSS/ CPS*			
EXPENDITURE HEADS (Revenue Account)		<i>(Rupees in lakh)</i>				
C- Economic Services- Contd.						
(g) Transport – conclud.						
3054- Roads and Bridges – conclud.						
03- State Highways						
337- Road works	1,49,65.77	0.00	0.00	1,49,65.77	1,14,47.32	30.74
Total - 03	1,49,65.77	0.00	0.00	1,49,65.77	1,14,47.32	30.74
04- District and Other Roads						
105 Maintenance and Repairs	90,37.37	0.00	0.00	90,37.37	17,41.44	418.96
Total - 04	90,37.37	0.00	0.00	90,37.37	17,41.44	418.96
80- General						
001- Direction and Administration	1,19,58.50	2,77.19	0.00	1,22,35.69	97,32.18	25.72
796- Tribal Area Sub-Plan	0.00	5,76.58	0.00	5,76.58	5,15.60	11.83
Total - 80	1,19,58.50	8,53.77	0.00	1,28,12.27	1,02,47.78	25.02
Total - 3054	3,59,61.64	8,53.77	0.00	3,68,15.41	2,35,86.83	56.08
	Salary	1,25,54.31				
3055- Road Transport						
190 Assistance to Public Sector and other Undertakings	98.15	0.00	0.00	98.15	15,39.99	(-)93.63
Total 3055	98.15	0.00	0.00	98.15	15,39.99	(-)93.63
					GIA	98.15
3075- Other Transport Services						
60- Others						
101- Subsidy to Railways towards Dividend Relief and other concessions	0.00	1,86,18.00	0.00	1,86,18.00	0.00	100.00
796- Tribal Area Sub-Plan	0.00	2,80,00.00	0.00	2,80,00.00	0.00	100.00
Total - 60	0.00	4,66,18.00	0.00	4,66,18.00	0.00	100.00
Total - 3075	0.00	4,66,18.00	0.00	4,66,18.00	0.00	100.00
					GIA	4,66,18.00
Total (g) Transport	3,61,04.87	4,74,71.77	0.00	8,35,76.64	2,51,63.27	232.14

15. DETAILED STATEMENT OF REVENUE EXPENDITURE BY MINOR HEADS - contd.

Figures in italics represent charged expenditure

Heads	Actuals for the year 2014-15			Actuals for 2013-14	Per cent of Increase (+)/ Decrease(-) during the year	
	Non-Plan	Plan				Total
		State Plan	CSS/ CPS*			
EXPENDITURE HEADS (Revenue Account)						
<i>(Rupees in lakh)</i>						
C- Economic Services- Contd.						
(j) General Economic Services						
3451- Secretariat - Economic Services						
090- Secretariat	37,83.68	0.00	0.00	37,83.68	32,71.14	15.67
Total - 3451	37,83.68	0.00	0.00	37,83.68	32,71.14	15.67
	Salary	33,66.89				
3452- Tourism						
01- Tourist Infrastructure						
101- Tourist Centre	32.70	1,43.55	0.00	1,76.25	1,11.04	58.73
796- Tribal Area Sub-plan	0.00	1,97.19	0.00	1,97.19	2,60.31	(-)24.25
Total - 01	32.70	3,40.74	0.00	3,73.44	3,71.35	0.56
80- General						
001- Direction and Administration	99.99	0.00	0.00	99.99	1,03.24	(-)3.15
104- Promotion and Publicity	0.00	2,07.16	0.00	2,07.16	1,35.19	53.24
796 Tribal Area Sub-plan	0.00	51.31	0.00	51.31	1,13.18	(-)54.67
Total - 80	99.99	2,58.47	0.00	3,58.46	3,51.61	1.95
Total - 3452	1,32.69	5,99.21	0.00	7,31.90	7,22.96	1.24
	Salary	1,73.61				
3454- Census Surveys and Statistics						
01- Census						
001- Direction and Administration	3.39	0.00	73.63*	77.02	1,73.33	(-)55.56
796- Tribal Area Sub-plan	0.00	0.00	1,15.38*	1,15.38	0.00	100.00
Total - 01	3.39	0.00	1,89.01*	1,92.40	1,73.33	11.00

15. DETAILED STATEMENT OF REVENUE EXPENDITURE BY MINOR HEADS - contd.

Figures in italics represent charged expenditure

Heads	Actuals for the year 2014-15				Actuals for 2013-14	Per cent of Increase (+)/ Decrease(-) during the year	
	Non-Plan	Plan		Total			
		State Plan	CSS/ CPS*				
EXPENDITURE HEADS (Revenue Account)				<i>(Rupees in lakh)</i>			
C- Economic Services- Contd.							
(j) General Economic Services – contd.							
3454-	Census Surveys and Statistics - conclud.						
02-	Surveys and Statistics						
204-	Central Statistical Organisation	12,75.52	0.00	7,45.20*	20,20.72	12,35.31	63.58
796-	Tribal Area Sub-plan	0.00	0.38	7,52.94*	7,53.32	29.84	2424.53
	Total - 02	12,75.52	0.38	14,98.14*	27,74.04	12,65.15	119.27
	Total - 3454	12,78.91	0.38	16,87.15*	29,66.44	14,38.48	106.22
	Salary	12,38.93					
3456-	Civil Supplies						
001-	Direction and Administration	22,86.66	0.00	0.00	22,86.66	21,27.20	7.50
102-	Civil Supplies Scheme	0.00	2,61,31.45	0.00	2,61,31.45	1,77,89.50	46.89
789-	Special Component Plan for Scheduled Castes	0.00	1,00,87.30	0.00	1,00,87.30	66,76.46	51.09
796-	Tribal Area Sub-plan	0.00	4,54,33.71	0.00	4,54,33.71	3,05,44.63	48.75
	Total - 3456	22,86.66	8,16,52.46	0.00	8,39,39.12	5,71,37.79	46.91
	Salary	22,04.46					

(*) Relates to CPS

15. DETAILED STATEMENT OF REVENUE EXPENDITURE BY MINOR HEADS - contd.

Figures in italics represent charged expenditure

Heads	Actuals for the year 2014-15			Actuals for 2013-14	Per cent of Increase (+)/ Decrease(-) during the year	
	Non-Plan	Plan				Total
		State Plan	CSS/ CPS*			
EXPENDITURE HEADS (Revenue Account)		<i>(Rupees in lakh)</i>				
C- Economic Services- Concltd.						
(j) General Economic Services – concltd.						
3475- Other General Economic Services						
106- Regulation of Weights and Measures	2,20.91	0.64	1,19.24*	3,40.79	4,09.52	(-)16.78
201- Land Ceilings (other than agricultural land)	14.35	0.00	0.00	14.35	22.68	(-)36.73
796- Tribal Area Sub-plan	0.00	2.04	0.00	2.04	0.00	100.00
Total - 3475	2,35.26	2.68	1,19.24*	3,57.18	4,32.20	(-)17.36
Salary	2,30.07					
Total - (j) General Economic Services	77,17.20	8,22,54.73	18,06.39*	9,17,78.32	6,30,02.57	45.67
Total-C-Economic Services	13,16,75.51					
	42,68,48.73	36,45,13.04	25,73.88*	92,56,11.16	52,97,18.60	74.74
Total - Expenditure Heads (Revenue Account)	29,89,77.49	34,45,60.14				
	1,63,69,20.57	88,47,30.09	1,43,01.77*	3,17,94,90.06	2,34,71,88.76	35.46
Total (Salary, Subsidies and GIA - Revenue Account)	Salaries ₹ 73,81,55.39 lakh		Subsidies ₹ 2,45,68.89 lakh	Grants-in-aid ₹ 1,23,98,56.15 lakh		

(*) Relates to CPS

15. DETAILED STATEMENT OF REVENUE EXPENDITURE BY MINOR HEADS - contd.

(1) Expenditure on Revenue Account :- The expenditure on Revenue Account increased from ₹ 2,34,71.89 crore in 2013-14 to ₹ 3,17,94.90 crore in 2014-15. The increase of ₹ 83,23.01 crore was mainly under :-

Major Head of Account		Actuals for		Increase	Main Reasons
		2014-15	2013-14		
<i>(Rupees in crore)</i>					
1	2202 General Education	55,25.20	37,35.90	17,89.30	More expenditure occurred mainly under Sarva Shiksha Abhiyan, Special Component Plan for Scheduled Castes and Tribal Area Sub-Plan under Elementary Education, Government Secondary Schools and Tribal Area Sub-Plan under Secondary Education and Direction and Administration, Assistance to Universities and Tribal Area Sub-Plan under University and Higher Education.
2	2505 Rural Employment	14,50.51	2,49.73	12,00.78	More expenditure occurred under Jawahar Gram Samridhi Yojana, Special Component Plan for Scheduled Castes and Tribal Area Sub-Plan under National Programmes and National Rural Employment Guarantee Scheme, Special Component Plan for Scheduled Castes and Tribal Area Sub-Plan under Rural Employment Guarantee Scheme.
3	2515 Other Rural Development Programmes	19,46.88	11,27.97	8,18.91	More expenditure occurred mainly under Direction and Administration, Community Development, Assistance to Zila Parishad/District Level Panchayats, Assistance to Block Panchayat/Intermediate Level Panchayat, Assistance to Gram Panchayat, Special Component Plan for Scheduled Castes and Tribal Area Sub-Plan.
4	2801 Power	22,93.92	15,08.90	7,85.02	More expenditure occurred under Assistance to Electricity Board and Other Expenditure under General.
5	2215 Water Supply and Sanitation	8,22.51	2,94.57	5,27.94	More expenditure occurred mainly under Rural Water Supply Programmes, Assistance to Municipal Corporation, Special Component Plan for Scheduled Castes and Tribal Area Sub-Plan under Water Supply which was partly offset by decrease under Urban Water Supply Programmes under Water Supply.
6	2217 Urban Development	8,96.58	3,97.61	4,98.97	More expenditure occurred mainly under Assistance to Municipal Corporation, Assistance to Municipalities/Municipal Councils, Assistance to Nagar Panchayats/Notified Area Committee and Tribal Area Sub-Plan under General.

15. DETAILED STATEMENT OF REVENUE EXPENDITURE BY MINOR HEADS - contd.

Major Head of Account			Actuals for		Increase	Main Reasons
			2014-15	2013-14		
<i>(Rupees in crore)</i>						
7	3075	Other Transport Services	4,66.18	0.00	4,66.18	More expenditure occurred under Subsidy to Railways towards Dividend Relief and other concessions and Tribal Area Sub-Plan under others.
8	2210	Medical and Public Health	12,77.20	8,98.70	3,78.50	More expenditure occurred mainly under Direction and Administration Central Government Health Scheme, Medical Stores Depots, School Health Scheme, Hospital and Dispensaries, Special Component Plan for Scheduled Castes and Tribal Area Sub-Plan under Urban Health Services-Allopathy, Primary Health Centres under Rural Health Services-Allopathy and Allopathy under Medical Education, Training and Research.
9	2049	Interest Payments	29,29.15	26,14.44	3,14.71	More expenditure occurred mainly under Interest on Market Loans, Interest on Special Securities issued to National Small Savings Fund of Central Government by State Government under Interest on Internal Debt which was partly offset by decrease under Interest on Loans for State/Union Territory Plan Schemes under Interest on Loans and Advances from Central Government.
10	3456	Civil Supplies	8,39.39	5,71.38	2,68.01	More expenditure occurred mainly under Civil Supplies Scheme, Special Component Plan for Scheduled Castes and Tribal Area Sub-Plan.
11	2225	Welfare of Scheduled Castes, Scheduled Tribes and Other Backward Classes	8,59.77	6,24.84	2,34.93	More expenditure occurred mainly under Special Component Plan for Scheduled Castes under Welfare of Scheduled Castes and Education and Tribal Area Sub-Plan under Welfare of Scheduled Tribes and Education and Tribal Area Sub-Plan under Welfare of Backward Classes.
12	2235	Social Security and Welfare	13,13.89	10,94.06	2,19.83	More expenditure occurred mainly under National Old Age Pension Scheme, Special Component Plan for Scheduled Castes and Tribal Area Sub-Plan under National Social Assistance Programme .
13	2015	Elections	2,18.46	39.06	1,79.40	More expenditure occurred mainly under Charges for Conduct of elections to Parliament, Charges for Conduct of elections to State/Union Territory Legislature and Issue of Photo Identity Cards to Voters.

15. DETAILED STATEMENT OF REVENUE EXPENDITURE BY MINOR HEADS - contd.

Major Head of Account			Actuals for		Increase	Main Reasons
			2014-15	2013-14		
<i>(Rupees in crore)</i>						
14	3054	Roads and Bridges	3,68.15	2,35.87	1,32.28	More expenditure occurred mainly under Road Works under State Highways, Maintenance and Repairs under District and other Roads and Direction and Administration under General.
15	2053	District Administration	3,36.70	2,05.84	1,30.86	More expenditure occurred mainly under Other Establishment and Tribal Area Sub-Plan.
16	2406	Forestry and Wildlife	3,73.35	2,68.48	1,04.87	More expenditure occurred mainly under Forest Conservation, Development and Regeneration, Forest Produce, Special Component Plan for Scheduled Castes, Tribal Area Sub-Plan and Other expenditure under Forestry.
17	2055	Police	25,99.66	25,09.83	89.83	More expenditure occurred mainly under Direction and Administration, Special Police, District Police and Village Police, which was partly offset by decrease under Modernisation of Police Force and Other expenditure .
18	2501	Special Programmes for Rural Development	1,03.93	51.86	52.07	More expenditure occurred mainly under Tribal Area Sub-Plan and Other expenditure.
19	2014	Administration of Justice	2,63.12	2,24.50	38.62	More expenditure occurred mainly under Civil and Session Courts and Legal Advisors and Counsels.
20	2810	New and Renewable Energy	50.00	11.87	38.13	More expenditure occurred under Grid Interactive and Distributed Renewable Power, Special Component Plan for Scheduled Castes and Tribal Area Sub-Plan.
21	2070	Other Administrative Services	1,29.97	93.66	36.31	More expenditure occurred mainly under Home Guards.
22	2236	Nutrition	4,28.60	3,92.81	35.79	More expenditure occurred mainly under Special Nutrition Programmes and Tribal Area Sub-Plan.
23	2851	Village and Small Industries	1,44.65	1,10.09	34.56	More expenditure occurred mainly under Sericulture Industries.

15. DETAILED STATEMENT OF REVENUE EXPENDITURE BY MINOR HEADS - contd.

Major Head of Account			Actuals for		Increase	Main Reasons
			2014-15	2013-14		
<i>(Rupees in crore)</i>						
24	2401	Crop Husbandry	3,06.43	2,75.14	31.29	More expenditure occurred mainly under Food grain Crops, Extension and Farmers' Training, Special Component Plan for Scheduled Castes and Tribal Area Sub-Plan which was partly offset by decrease under Other expenditure.
25	2203	Technical Education	1,66.77	1,37.09	29.68	More expenditure occurred mainly under Research, Engineering/Technical Colleges and Institutes and Tribal Area Sub-Plan which was partly offset by decrease under Direction and Administration.
26	2425	Co-operation	94.02	69.95	24.07	More expenditure occurred mainly under Tribal Area Sub-Plan.
27	2056	Jails	1,12.36	93.08	19.28	More expenditure occurred mainly under Jails.
28	3454	Census Surveys and Statistics	29.66	14.38	15.28	More expenditure occurred mainly under Central Statistical Organisation and Tribal Area Sub-Plan under Surveys and Statistics.
29	2220	Information and Publicity	65.95	53.13	12.82	More expenditure occurred mainly under Advertisement and Visual Publicity.
30	2702	Minor Irrigation	75.72	63.03	12.69	More expenditure occurred mainly under Investigation under Ground Water.
31	2029	Land Revenue	1,79.18	1,71.02	8.16	More expenditure occurred mainly under Management of Government Estates.
32	2700	Major Irrigation	1,29.81	1,21.70	8.11	More expenditure occurred under Direction and Administration under Major Irrigation-Commercial.
33	2059	Public Works	93.72	85.68	8.04	More expenditure occurred mainly under Direction and Administration which was partly offset by decrease under Maintenance and Repairs.
34	2404	Dairy Development	74.80	68.81	5.99	More expenditure occurred mainly under Dairy Development Projects and Tribal Area Sub-Plan.
35	2701	Medium Irrigation	1,24.27	1,18.66	5.61	More expenditure occurred mainly under Direction and Administration under Medium Irrigation-Commercial.
36	3451	Secretariat- Economic Services	37.84	32.71	5.13	More expenditure occurred under Secretariat.

15. DETAILED STATEMENT OF REVENUE EXPENDITURE BY MINOR HEADS - conclud.

The above increase in expenditure was partly offset by decrease mainly under:-

Major Head of Account		Actuals for		Decrease	Main Reasons	
		2014-15	2013-14			
<i>(Rupees in crore)</i>						
1	2052	Secretariat-General Services	1,26.92	2,62.48	1,35.56	Less expenditure occurred mainly under Secretariat.
2	2230	Labour and Employment	91.25	1,27.74	36.49	Less expenditure occurred mainly under Training of Craftsmen and Supervisors and Tribal Area Sub-Plan.
3	2402	Soil and Water Conservation	16.82	49.55	32.73	Less expenditure occurred mainly under Soil Survey and Testing and Tribal Area Sub-Plan.
4	2071	Pensions and other Retirement Benefits	34,62.53	34,84.31	21.78	Less expenditure occurred mainly under Superannuation and Retirement Allowances under Civil which was partly offset by increase under Gratuities, Family Pensions, Leave Encashment Benefits and Government Contribution for Defined Contribution Pension Scheme under Civil.
5	3055	Road Transport	0.98	15.40	14.42	Less expenditure occurred under Assistance to Public Sector and other Undertakings.
6	2415	Agricultural Research and Education	73.46	82.06	8.60	Less expenditure occurred mainly under Tribal Area Sub-Plan under General which was partly offset by decrease under Education under Crop Husbandry.
7	2405	Fisheries	29.03	35.73	6.70	Less expenditure occurred mainly under Inland Fisheries and Tribal Area Sub-Plan.

ANNEXURE - I TO 15. DETAILED STATEMENT OF REVENUE EXPENDITURE BY MINOR HEADS

Heads	Actuals for the year 2014-15				Total
	Non-Plan		Plan		
	State	CSS/ CPS	State	CSS/ CPS	
	<i>(Rupees in lakh)</i>				
1	2	3	4	5	6
Expenditure Heads (Revenue Accounts)					
(A) General Services	0.00	0.00	2,71,96.52	4,74.84	2,76,71.36
(B) Social Services	0.00	0.00	49,30,20.53	22,41,37.68	71,71,58.21
(C) Economic Services	0.00	0.00	36,45,13.04	13,42,49.39	49,87,62.43

ANNEXURE II TO STATEMENT NO. 15 (*)

Sl. no.	Name of the Scheme for which Government of India has released Grants to State Government	Amount released for all the Umbrella schemes as per PFMS Portal (Including assistances for Capital Schemes)	Amount booked under the head 1601 - 01/ 02/ 03/ 04 as per RBI CMs/ Sanction Orders (Including assistances for Capital Schemes)	Plan expenditure incurred on these Schemes (Including assistances for Capital Schemes)(#)	Deficit(-) / Excess(+)
		<i>(Rupees in lakh)</i>			
1	Accelerated Irrigation Benefits Programme (AIBP) and Flood Management Programme (Merging AIBP)	34,98.32	34,98.32	3,85,92.64	3,50,94.32
2	Assistance to States for Infrastructure Development for Exports (ASIDE)	3,14.50	6,29.00	8,38.60	2,09.60
3	Backward Regions Grant Fund (District Component) (ACA)	2,81,75.00	2,81,75.00	2,81,75.00	0.00
4	Catalytic Development Programme under Sericulture	16,99.97	16,99.97	23,68.53	6,68.56
5	Development of Infrastructure Facilities for Judiciary Including GRAM Nyayalayas	30,44.00	30,44.00	0.00	(-)30,44.00
6	Human Resource in Health and Medical Education	2,50.00	2,50.00	0.00	(-)2,50.00
7	Indira Awas Yojana (IAY)	2,10,30.14	2,10,30.14	2,87,77.40	77,47.26
8	Integrated Child Development Service Scheme (ICDS)	4,71,95.72	4,71,95.72	1,30,59.19	(-)3,41,36.53
9	Integrated Child Protection Scheme (ICPS)	36.03	36.03	1,32.24	96.21
10	Integrated Development of Wild Life Habitats (Restructured)	1,89.55	1,89.55	1,92.85	3.30
11	Integrated Water Shade Management Programme	55.75	55.75	2,50.00	1,94.25
12	Multi Sectoral Development Programme for Minorities in selected Minority Concentration Districts	5,98.63	5,98.63	8,65.02	2,66.39

(*) This database has been compiled for all Umbrella Schemes only. As such amount releases by the Government of India other than Umbrella Schemes depicted in PFMS Portal have not included in this database.

(#) Plan Scheme expenditure on Umbrella Schemes includes expenditure classified under State Plan, Centrally Sponsored Schemes and Central Plan Scheme.

ANNEXURE II TO STATEMENT NO. 15 - Contd.

Sl. no.	Name of the Scheme for which Government of India has released Grants to State Government	Amount released for all the Umbralla schemes as per PFMS Portal (Including assistances for Capital Schemes)	Amount booked under the head 1601 - 01/ 02/ 03/ 04 as per RBI CMs/ Sanction Orders (Including assistances for Capital Schemes)	Plan expenditure incurred on these Schemes (Including assistances for Capital Schemes)	Deficit(-) / Excess(+)
		<i>(Rupees in lakh)</i>			
13	National Afforestation Programme (National Mission for Green India)	11,63.33	11,63.33	15,30.99	3,67.66
14	National AIDS & STD Control Programme	13,04.08	13,04.08	13,04.08	0.00
15	National E-Governance Action Plan	26,74.72	26,74.72	20,00.00	(-)6,74.72
16	National Health Mission Including NRHM	3,33,85.20	3,33,85.20	4,15,96.15	82,10.95
17	National Horticultural Mission	50,09.35	50,09.35	7,84.27	(-)42,25.08
18	National Live Stock Health and Disease Control Programme	1,00.00	1,00.00	0.00	(-)1,00.00
19	National Livestock Management Programme	7,00.00	7,00.00	0.00	(-)7,00.00
20	National Mission on Agriculture Extension and Technology	18,64.21	18,64.21	50,80.18	32,15.97
21	National Mission on Food Processing	1,53.18	1,53.18	2,06.01	52.83
22	National Mission on Oil Seeds and Oil Palm	1,18.77	1,18.77	0.00	(-)1,18.77
23	National Mission on Sustainable Agriculture	25,50.69	25,50.69	7,03.86	(-)18,46.83
24	National Plan for Dairy Development	5,00.00	5,00.00	0.00	(-)5,00.00
25	National Programme of Nutritional support to Primary Education (MDMs)	2,15,08.92	2,15,08.92	3,92,64.44	1,77,55.52

ANNEXURE II TO STATEMENT NO. 15 - Contd.

Sl. no.	Name of the Scheme for which Government of India has released Grants to State Government	Amount released for all the Umbralla schemes as per PFMS Portal (Including assistances for Capital Schemes)	Amount booked under the head 1601 - 01/ 02/ 03/ 04 as per RBI CMs/ Sanction Orders (Including assistances for Capital Schemes)	Plan expenditure incurred on these Schemes (Including assistances for Capital Schemes)	Deficit(-) / Excess(+)
		<i>(Rupees in lakh)</i>			
26	National Rural Drinking Water Programme (NRDWP)	1,98,24.49	1,98,24.49	3,90,85.89	1,92,61.40
27	National Rural Employment Guarantee Act (MGNREGA)	7,24,33.41	7,24,33.41	11,52,51.96	4,28,18.55
28	National Rural Livelihood Mission (NRLM)	67,08.30	67,08.30	0.00	(-)67,08.30
29	National Scheme for Modernisation of Police and Other Forces	17,62.61	17,62.61	47,50.31	29,87.70
30	National Service Scheme (NSS)	53.01	53.01	0.00	(-)53.01
31	National Social Assistance Programme (NSAP)	2,18,99.13	2,18,99.13	4,89,01.83	2,70,02.70
32	National Urban Livelihood Mission	10,12.55	10,12.55	21,12.55	11,00.00
33	Pradhan Mantri Gramin Sadak Yojana (PMGSY)	2,49,48.49	2,49,48.49	2,49,48.49	0.00
34	Project Tiger	1,99.08	1,99.08	1,43.69	(-)55.39
35	Rajiv Awas Yojna (Including JNNURM part of MOHUPA)	60,77.37	60,77.37	1,93,92.67	1,33,15.31
36	Rajiv Gandhi Panchyat sashaktikaran Abhiyan	16,20.22	16,20.22	0.00	(-)16,20.22
37	Rajiv Gandhi Scheme for Empowerment of Adolescent Girls (SABLA)	9,44.50	9,44.50	2,54.87	(-)6,89.63
38	Rashtriya Madhyamik Shiksha Abhiyan (RMSA)	1,11,20.31	1,11,20.31	58,55.00	(-)52,65.31
39	Sarva shiksha Abhiyan (SSA)	7,64,21.18	7,64,21.18	13,24,25.18	5,60,04.01

ANNEXURE II TO STATEMENT NO. 15 - Concl'd.

Sl. no.	Name of the Scheme for which Government of India has released Grants to State Government	Amount released for all the Umbralla schemes as per PFMS Portal (Including assistances for Capital Schemes)	Amount booked under the head 1601 - 01/ 02/ 03/ 04 as per RBI CMs/ Sanction Orders (Including assistances for Capital Schemes)	Plan expenditure incurred on these Schemes (Including assistances for Capital Schemes)	Deficit(-) / Excess(+)
		<i>(Rupees in lakh)</i>			
40	Scheme for Development of Other Backward Classes at Denotified, Nomadic and Semi Nomadic Tribes	22,91.43	22,91.43	20,99.45	(-)1,91.98
41	Scheme for Development of Scheduled Caste	10,40.88	10,40.88	4,70.74	(-)5,70.14
42	National Programme for Person with Disabilities	5.48	5.48	0.00	(-)5.48
43	Skill Development Mission	28.12	28.12	17.73	(-)10.39
44	Social Security for Un-organised Workers Including Rashtriya Swasthaya Bima Yojana	5,51.30	5,51.30	13,95.53	8,44.23
45	Support for Educational Development Including Teachers Training and Adult Education	2,71.15	2,71.15	80.46	(-)1,90.69
46	Swachh Bharat Abhiyan (Nirmal Bharat Abhiyan)	38,32.22	38,32.22	30,80.22	(-)7,52.00
47	Umbrella Scheme for Educational of ST Students	65,40.23	65,40.23	0.00	(-)65,40.23
	Total	43,67,05.49	43,70,19.99	60,59,88.02	16,89,68.03

16. DETAILED STATEMENT OF CAPITAL EXPENDITURE BY MINOR HEADS AND SUBHEADS

Figures in italics represent charged expenditure

Nature of expenditure	Expenditure during 2013-14	Expenditure during 2014-15				Expenditure to the end of 2014-15	Per cent of Increase(+) / Decrease (-) during the year
		Non-Plan	Plan		Total		
			State Plan	CSS/ CPS*			
<i>(Rupees in lakh)</i>							
A Capital Account of General Services							
4047 Capital Account on Other Fiscal Services							
039 State Excise							
Share Capital to Jharkhand State Beverages Corporation Limited	0.00	0.00	0.00	0.00	0.00	5,00.00	0.00
Total 039	0.00	0.00	0.00	0.00	0.00	5,00.00	0.00
796 Tribal Area Sub-Plan							
Construction, Renovation of Survey and Settlement Offices	0.00	0.00	60.00	0.00	60.00	60.00	100.00
Construction/ Renovation of Court and Dak Bungalow	0.00	0.00	5,96.41	0.00	5,96.41	5,96.41	100.00
Development of Hat Bazar etc. under Sairat	0.00	0.00	57.69	0.00	57.69	57.69	100.00
Total 796	0.00	0.00	7,14.10	0.00	7,14.10	7,14.10	100.00
800 Other Expenditure							
Construction, Renovation of Survey and Settlement Offices	0.00	0.00	10.80	0.00	10.80	10.80	100.00
Construction/ Renovation of Court and Dak Bungalow	0.00	0.00	3,17.63	0.00	3,17.63	3,17.63	100.00
Total 800	0.00	0.00	3,28.43	0.00	3,28.43	3,28.43	100.00
Total 4047	0.00	0.00	10,42.53	0.00	10,42.53	15,42.53	100.00
4055 Capital Outlay on Police							
207 State Police							

16. DETAILED STATEMENT OF CAPITAL EXPENDITURE BY MINOR HEADS AND SUBHEADS - contd.

Figures in italics represent charged expenditure

Nature of expenditure	Expenditure during 2013-14	Expenditure during 2014-15			Expenditure to the end of 2014-15	Per cent of Increase(+) / Decrease (-) during the year	
		Non-Plan	Plan	Total			
			State Plan	CSS/ CPS*			
		<i>(Rupees in lakh)</i>					
Construction of Fencing for protection of Jail Main Gate	1,50.98	0.00	2,48.03	0.00	2,48.03	9,84.53	64.28
Purchase of equipments for modernisation of Police	3,37.50	0.00	0.00	0.00	0.00	31,51.22	(-)100.00
New Prisoners Ward/Construction of perimeter wall	9.92	0.00	65.00	0.00	65.00	2,59.33	555.24
Modernisation of police and building construction	15,00.00	0.00	27,19.98	15,23.72	74,28.20	1,05,78.20	395.21
				31,84.50(*)			
Construction and Improvement of new sub jails	3,48.76	0.00	2,82.07	0.00	2,82.07	18,68.51	(-)19.12
For construction of residence of Jail Staff	3,00.00	0.00	12,50.00	0.00	12,50.00	22,12.97	316.67
Extension and Strengthening of Jail Buildings	1,10.86	0.00	1,00.00	0.00	1,00.00	3,33.91	(-)9.80
Construction of Bathing Platform, Urinal and Lavatory	2,32.80	0.00	2,42.56	0.00	2,42.56	8,50.89	4.19
Acquisition of Land for Jail	15.05	0.00	0.00	0.00	0.00	2,19.00	(-)100.00
Non-conventional Energy including Solar/ Bio-gas	0.00	0.00	48.98	0.00	48.98	48.98	100.00
Purchase of Various equipment for Modernisation of Police	0.00	0.00	6,06.61	1,00.00	14,30.83	14,30.83	100.00
				7,24.22(*)			
Strengthening and arrangement of Jail Industries	22.73	0.00	74.94	0.00	74.94	97.67	229.70

16. DETAILED STATEMENT OF CAPITAL EXPENDITURE BY MINOR HEADS AND SUBHEADS - contd.

Figures in italics represent charged expenditure

Nature of expenditure	Expenditure during 2013-14	Expenditure during 2014-15			Total	Expenditure to the end of 2014-15	Per cent of Increase(+) / Decrease (-) during the year
		Non-Plan	Plan				
			State Plan	CSS/ CPS*			
<i>(Rupees in lakh)</i>							
Construction of Boundary Wall for Jail Premises	16.69	0.00	20.00	0.00	20.00	36.69	19.83
Community arrangement of Jail Staff	20.00	0.00	10.00	0.00	10.00	30.00	(-)50.00
Arrangement of Ambulance	0.00	0.00	69.98	0.00	69.98	69.98	100.00
Other schemes each costing rupees one crore or less	9.70	0.00	20.00	0.00	20.00	5,36.47	106.19
Total 207	30,74.99	0.00	57,58.15	16,23.72	1,12,90.59	2,27,09.18	267.17
				39,08.72 (*)			
211 Police Housing							
Modernisation of Police and Building Construction	15,81.42	2282.12	0.00	0.00	22,82.12	1,86,45.10	44.31
Total 211	15,81.42	2282.12	0.00	0.00	22,82.12	1,86,45.10	44.31
796 Tribal Area Sub-Plan							
War Memorial Phase -I	0.00	0.00	0.00	0.00	0.00	1,16.03	0.00
For completion of under constructed prisoners ward	40.00	0.00	60.00	0.00	60.00	7,10.88	50.00
Construction of Probation Home/Hostel	16.45	0.00	25.00	0.00	25.00	1,53.04	51.98
Strengthening and arrangement of Jail Industries	4.08	0.00	69.80	0.00	69.80	2,32.25	1610.78
Construction of Boundary Wall for Jail premises	0.00	0.00	30.00	0.00	30.00	74.02	100.00
Acquisition of Land for Jail	0.00	0.00	1,00.00	0.00	1,00.00	2,31.00	100.00

16. DETAILED STATEMENT OF CAPITAL EXPENDITURE BY MINOR HEADS AND SUBHEADS - contd.

Figures in italics represent charged expenditure

Nature of expenditure	Expenditure during 2013-14	Expenditure during 2014-15			Expenditure to the end of 2014-15	Per cent of Increase(+) / Decrease (-) during the year	
		Non-Plan	Plan	Total			
			State Plan	CSS/ CPS*			
		<i>(Rupees in lakh)</i>					
Modernisation of police and building construction	0.00	0.00	400.00	0.00	4,00.00	12,00.00	100.00
Construction of fencing and boundary wall for protection of Jail Main Gate	0.00	0.00	0.00	0.00	0.00	8,84.45	0.00
For construction of residence of Jail Staff	79.35	0.00	1,00.00	0.00	1,00.00	13,83.59	26.02
Extension and strengthening of Jail buildings	1,43.11	0.00	1,46.97	0.00	1,46.97	9,30.48	2.70
Police modernisation and construction of building	16,90.00	0.00	0.00	0.00	0.00	62,40.00	100.00
Construction of Bathing Platform, Urinal and Lavatory	4,27.68	0.00	2,90.49	0.00	2,90.49	12,46.60	(-)32.08
Construction of fencing boundary wall and watch tower for protection of jail main gate	1,97.00	0.00	3,25.27	0.00	3,25.27	11,09.51	65.11
Construction and improvement of new sub-jail	0.00	0.00	50.00	0.00	50.00	10,87.54	100.00
Non-conventional Energy including Solar/ Bio-gas	0.00	0.00	89.25	0.00	89.25	89.25	100.00
Arrangement of Ambulance (Strengthening of Jail Hospital)	7.98	0.00	74.81	0.00	74.81	82.79	837.47
Community arrangement of Jail Staff	7.50	0.00	46.00	0.00	46.00	53.50	513.33
Other schemes each costing rupees one crore or less	0.00	0.00	0.00	0.00	0.00	9,50.80	0.00
Total 796	26,13.15	0.00	18,07.59	0.00	18,07.59	1,67,75.73	(-)30.83

16. DETAILED STATEMENT OF CAPITAL EXPENDITURE BY MINOR HEADS AND SUBHEADS - contd.

Figures in italics represent charged expenditure

Nature of expenditure	Expenditure during 2013-14	Expenditure during 2014-15			Total	Expenditure to the end of 2014-15	Per cent of Increase(+) / Decrease (-) during the year
		Non-Plan	Plan				
			State Plan	CSS/ CPS*			
<i>(Rupees in lakh)</i>							
800 Other expenditure							
Police Modernisation and Building Construction	0.00	0.00	0.00	0.00	0.00	97,92.97	0.00
For completion of under constructed Prisoners Ward	0.00	0.00	0.00	0.00	0.00	8,36.35	0.00
Modernisation of Jail (Central Share)	0.00	0.00	0.00	0.00	0.00	2,75.92	0.00
Construction and Improvement of new sub jails	0.00	0.00	0.00	0.00	0.00	11,78.43	0.00
Installation/E. Governance of Video Conferencing	0.00	0.00	0.00	0.00	0.00	2,46.11	0.00
Modernisation of Jail (State Share in C.S.S.)	0.00	0.00	0.00	0.00	0.00	9,11.87	0.00
Construction of Women Ward and Enclosure Wall in Jails	0.00	0.00	0.00	0.00	0.00	1,17.27	0.00
Construction of Fencing, Boundary Wall and Watch Tower for protection of Jail Main Gate	0.00	0.00	0.00	0.00	0.00	12,45.06	0.00
Construction of Open Jail	0.00	0.00	0.00	0.00	0.00	1,00.45	0.00
Construction of Bathing Platform, Urinal and Lavatory	0.00	0.00	0.00	0.00	0.00	6,11.51	0.00
Strengthening and arrangement of Jail Industry	0.00	0.00	0.00	0.00	0.00	14,10.62	0.00

16. DETAILED STATEMENT OF CAPITAL EXPENDITURE BY MINOR HEADS AND SUBHEADS - contd.

Figures in italics represent charged expenditure

Nature of expenditure	Expenditure during 2013-14	Expenditure during 2014-15				Expenditure to the end of 2014-15	Per cent of Increase(+) / Decrease (-) during the year
		Non-Plan	Plan		Total		
			State Plan	CSS/ CPS*			
<i>(Rupees in lakh)</i>							
Construction of Residence of Jail Staff	0.00	0.00	0.00	0.00	0.00	12,89.49	0.00
Extension and strengthening of Jail Buildings	0.00	0.00	0.00	0.00	0.00	7,29.46	0.00
Extension and strengthening of Jail, Hotwar, Ranchi	0.00	0.00	0.00	0.00	0.00	11,08.00	0.00
Construction of residence for Jail Workers at Ghaghidih	0.00	0.00	0.00	0.00	0.00	7,00.00	0.00
Construction and Heightening of Perimeter Wall	0.00	0.00	0.00	0.00	0.00	1,70.28	0.00
Modernisation of Jail (State Share in C.S.S)	0.00	0.00	0.00	0.00	0.00	2,58.00	0.00
Construction of Fencing and Boundary Wall for protection of Jail Main Gate	0.00	0.00	0.00	0.00	0.00	1,20.00	0.00
Construction and upgradation of new sub-jail	0.00	0.00	0.00	0.00	0.00	21,89.20	0.00
Construction of boundary wall for Jail premises	0.00	0.00	0.00	0.00	0.00	9,46.96	0.00
Purchase of different equipment for police modernisation	0.00	0.00	0.00	0.00	0.00	6,30.72	0.00
Other schemes each costing rupees one crore and less	0.00	0.00	0.00	0.00	0.00	1,80.88	0.00
Total 800	0.00	0.00	0.00	0.00	0.00	2,50,49.55	0.00
Total 4055	72,69.56	22,82.12	75,65.74	16,23.72	1,53,80.30	8,31,79.56	111.57
				39,08.72 (*)			

16. DETAILED STATEMENT OF CAPITAL EXPENDITURE BY MINOR HEADS AND SUBHEADS - contd.

Figures in italics represent charged expenditure

Nature of expenditure	Expenditure during 2013-14	Expenditure during 2014-15			Expenditure to the end of 2014-15	Per cent of Increase(+) / Decrease (-) during the year	
		Non-Plan	Plan				
			State Plan	CSS/ CPS*			
<i>(Rupees in lakh)</i>							
4059 Capital Outlay on Public Works							
01 Office Buildings							
001 Direction and Administration							
Building Construction for Labour Offices	0.00	0.00	2,00.00	0.00	2,00.00	2,00.00	100.00
Construction of Houses for Beedi Workers	0.00	0.00	4.80	0.00	4.80	4.80	100.00
Awareness and Rehabilitation of Child Labours	0.00	0.00	54.02	0.00	54.02	54.02	100.00
Total 001	0.00	0.00	2,58.82	0.00	2,58.82	2,58.82	100.00
051 Construction							
Buildings (Current Scheme)	0.00	0.00	0.00	0.00	0.00	4,85.09	0.00
Buildings	0.00	0.00	0.00	0.00	0.00	53,70.66	0.00
Circuit Houses	1,93.36	0.00	0.00	0.00	0.00	7,34.70	(-)100.00
Buildings (New Scheme)	0.00	0.00	0.00	0.00	0.00	2,82.22	0.00
Building in Daltonganj / Hazaribagh/ Building Construction for Inspector General of Police etc.	0.00	0.00	0.00	0.00	0.00	4,01.40	0.00
Police barrack in Court	0.00	0.00	0.00	0.00	0.00	1,22.33	0.00
Construction of 22 Court Buildings in Chatra/12 Court Buildings at Madhupur etc.	0.00	0.00	0.00	0.00	0.00	5,71.81	0.00
Construction of buildings for Divisional Commissioner/ DIG office/ Vikas Bhawan / Sub-Divisional Block Office/ Collectorate Executive Engineer	0.00	0.00	0.00	0.00	0.00	3,04.01	0.00

16. DETAILED STATEMENT OF CAPITAL EXPENDITURE BY MINOR HEADS AND SUBHEADS - contd.

Figures in italics represent charged expenditure

Nature of expenditure	Expenditure during 2013-14	Expenditure during 2014-15			Total	Expenditure to the end of 2014-15	Per cent of Increase(+) / Decrease (-) during the year
		Non-Plan	Plan				
			State Plan	CSS/ CPS*			
<i>(Rupees in lakh)</i>							
Construction of Commissioner cum D.I.G. SDO office at Mahuatand/E.E. office at Ramgarh, Latehar, Bokaro/ Quality Control lab and Regional office in District Headquarters	0.00	0.00	0.00	0.00	0.00	1,95.89	0.00
A, B, C and D Type quarters for Judicial officers/Employees/22 Courts in Ramgarh/ Seva Sadan in District Headquarters etc.	0.00	0.00	0.00	0.00	0.00	3,94.96	0.00
Collectorate at Ramgarh/Vikash Bhawan, Bokaro/SDO office Ranka/E.E. office, Hazaribagh and other office Building	0.00	0.00	0.00	0.00	0.00	12,18.88	0.00
Court Building (Residential/ Non-Residential)	16,00.14	0.00	0.00	0.00	0.00	22,30.55	(-)100.00
D.J.S.D.J.M. and P.O. residence at Ramgarh/15 Court, Tenughat/22 Court Chatra/16 P.O. residence Hazaribagh/ Godda and others	0.00	0.00	0.00	0.00	0.00	12,36.48	0.00
Construction of Court Building/ Residential Building/ Police Barrak in Court Campus etc.	3,10.11	0.00	6,63.13	0.00	6,63.13	9,73.24	113.84
Office Buildings/ Circuit Houses	13,83.99	0.00	32,85.67	0.00	32,85.67	50,54.15	137.41
Training/ Design/ Quality Control Laboratory/ Consultancy Services	0.00	0.00	12.13	0.00	12.13	12.13	100.00
Other schemes each costing rupees one crore and less	0.00	0.00	9.27	0.00	9.27	6,92.37	100.00
Total 051	34,87.60	0.00	39,70.20	0.00	39,70.20	2,02,80.87	13.84

16. DETAILED STATEMENT OF CAPITAL EXPENDITURE BY MINOR HEADS AND SUBHEADS - contd.

Figures in italics represent charged expenditure

Nature of expenditure	Expenditure during 2013-14	Expenditure during 2014-15			Total	Expenditure to the end of 2014-15	Per cent of Increase(+) / Decrease (-) during the year
		Non-Plan	Plan				
			State Plan	CSS/ CPS*			
<i>(Rupees in lakh)</i>							
201 Acquisition of Land							
Acquisition of Land for Government Office/Building	0.00	0.00	0.00	0.00	0.00	4,54.79	0.00
Total 201	0.00	0.00	0.00	0.00	0.00	4,54.79	0.00
796 Tribal Area Sub-Plan							
Sub-divisional office building and other official buildings	0.00	0.00	0.00	0.00	0.00	11,68.51	0.00
Buildings	0.00	0.00	0.00	0.00	0.00	40,61.72	0.00
Circuit Houses	1,02.38	0.00	0.00	0.00	0.00	6,88.43	(-)100.00
Circuit Houses (New Scheme)	0.00	0.00	0.00	0.00	0.00	3,94.52	0.00
Buildings (Current Scheme)	0.00	0.00	0.00	0.00	0.00	41,63.55	0.00
Buildings (New Scheme)	0.00	0.00	0.00	0.00	0.00	4,71.52	0.00
Construction of Sub-Divisional Office Building in Chandil, Bundu, Kolhan Commissioner Office Building, Chaibasa, Ranchi Sub-Divisional Office Phase-I etc. Ranchi	0.00	0.00	0.00	0.00	0.00	6,16.03	0.00
New Secretarial Building in Ranchi, State Achieve, Secretariat Library Building Construction for National Highway office etc.	0.00	0.00	0.00	0.00	0.00	11,44.24	0.00

16. DETAILED STATEMENT OF CAPITAL EXPENDITURE BY MINOR HEADS AND SUBHEADS - contd.

Figures in italics represent charged expenditure

Nature of expenditure	Expenditure during 2013-14	Expenditure during 2014-15			Expenditure to the end of 2014-15	Per cent of Increase(+) / Decrease (-) during the year	
		Non-Plan	Plan				
			State Plan	CSS/ CPS*			
		<i>(Rupees in lakh)</i>					
Construction works of court Building/ Residential Building/Police Barak in court campus related to court	2,09.36	0.00	4,60.65	11,90.10	16,50.75	18,60.11	688.47
Construction of 12 Court Building, Jamtara/ 20 Court Building, Ghatshila etc.	0.00	0.00	0.00	0.00	0.00	3,30.83	0.00
Court building (New Scheme)	0.00	0.00	0.00	0.00	0.00	14,02.13	0.00
Construction of various court buildings/ residence headquarters	0.00	0.00	0.00	0.00	0.00	20,00.32	0.00
Sitting arrangement in assembly/ Construction of Sub Division in Simdega, Rajmahal, Khunti/E.E. office in Saraikela/ Collectorate Dumka and Pakur	0.00	0.00	0.00	0.00	0.00	3,09.37	0.00
Construction of 8 houses for Hon'ble Judges, Ranchi, 8 Houses for P.O. at Pakur, Court Building at Porhat, Chakardharpur and High Court at Dumka	0.00	0.00	0.00	0.00	0.00	5,31.90	100.00
Construction of CBI court of Ranchi	0.00	0.00	0.00	0.00	0.00	3,68.24	0.00
Ranchi, Khunti Collectorate/ Jagannathpur Sub-Division/ Chaibasa Commissioner/ Construction in Bidhan Sabha/ E.E. office and other works	0.00	0.00	0.00	0.00	0.00	37,64.52	0.00
Court Building (Residential/Non residential)	22,68.46	0.00	18,75.27	0.00	18,75.27	57,23.85	(-)17.33

16. DETAILED STATEMENT OF CAPITAL EXPENDITURE BY MINOR HEADS AND SUBHEADS - contd.

Figures in italics represent charged expenditure

Nature of expenditure	Expenditure during 2013-14	Expenditure during 2014-15			Expenditure to the end of 2014-15	Per cent of Increase(+) / Decrease (-) during the year	
		Non-Plan	Plan				
			State Plan	CSS/ CPS*			
<i>(Rupees in lakh)</i>							
Training/ Design/ Quality Control Laboratory/ Consultancy Services	1,68.72	0.00	15.33	0.00	15.33	1,84.05	(-)90.91
Building Construction for Labour Offices	0.00	0.00	3,00.00	0.00	3,00.00	3,00.00	100.00
Construction of Houses for Beedi Workers	0.00	0.00	4.80	0.00	4.80	4.80	100.00
Awareness and Rehabilitation of Child Labours	0.00	0.00	66.22	0.00	66.22	66.22	100.00
Office Buildings/ Circuit Houses	29,66.88	0.00	35,31.15	0.00	35,31.15	79,86.13	19.02
Other schemes each costing rupees one crore and less	0.00	0.00	0.00	0.00	0.00	18,19.28	0.00
Total 796	57,15.80	0.00	62,53.42	1190.10	74,43.52	3,93,60.27	30.23
Total 01	92,03.40	0.00	1,04,82.44	1190.10	1,16,72.54	6,03,54.75	26.83
60 Other Buildings							
051 Construction							
Land Acquisition and Infrastructure Development	0.00	0.00	35,13.33	0.00	35,13.33	35,13.33	100.00
Total 051	0.00	0.00	35,13.33	0.00	35,13.33	35,13.33	100.00
796 Tribal Area Sub-Plan							
Jharkhand Civil Services Officers' Institute, Ranchi	0.00	0.00	3,00.00	0.00	3,00.00	3,00.00	100.00
Construction of Planning Buildings	0.00	0.00	4,00.00	0.00	4,00.00	4,00.00	100.00
Total 796	0.00	0.00	7,00.00	0.00	7,00.00	7,00.00	100.00
Total 60	0.00	0.00	42,13.33	0.00	42,13.33	42,13.33	100.00

16. DETAILED STATEMENT OF CAPITAL EXPENDITURE BY MINOR HEADS AND SUBHEADS - contd.

Figures in italics represent charged expenditure

Nature of expenditure	Expenditure during 2013-14	Expenditure during 2014-15				Expenditure to the end of 2014-15	Per cent of Increase(+) / Decrease (-) during the year
		Non-Plan	Plan		Total		
			State Plan	CSS/ CPS*			
<i>(Rupees in lakh)</i>							
80 General							
051 Construction							
Other Area Sub-Plan	0.00	0.00	0.00	0.00	0.00	725.07	0.00
Construction of buildings for divisional Commissioner / DIG office / Vikas Bhawan / sub-divisional block office / Collectorate Executive Engineer	0.00	0.00	0.00	0.00	0.00	0.00	0.00
Other schemes each costing rupees one crore and less	0.00	0.00	0.00	0.00	0.00	376.19	0.00
Total 051	0.00	0.00	0.00	0.00	0.00	11,01.26	0.00
Total 80	0.00	0.00	0.00	0.00	0.00	11,01.26	0.00
Total 4059	92,03.40	0.00	1,46,95.77	11,90.10	1,58,85.87	6,56,69.34	72.61
4070 Capital Outlay on other Administrative Services							
003 Training							
Other Schemes each costing rupees one crore and less	0.00	0.00	0.00	0.00	0.00	19.69	0.00
Total 003	0.00	0.00	0.00	0.00	0.00	19.69	0.00
796 Tribal Area Sub-Plan							
Construction of Garage, Homes, Boundary Wall, Training Centre Building, Barrack Electricity, Motor, Water Supply, Lavatory, Park, Remand Home/ Drainage etc. in different districts	2,73.64	0.00	23.03	0.00	23.03	10,98.58	(-)91.58

16. DETAILED STATEMENT OF CAPITAL EXPENDITURE BY MINOR HEADS AND SUBHEADS - contd.

Figures in italics represent charged expenditure

Nature of expenditure	Expenditure during 2013-14	Expenditure during 2014-15				Expenditure to the end of 2014-15	Per cent of Increase(+) / Decrease (-) during the year
		Non-Plan	Plan		Total		
			State Plan	CSS/ CPS*			
<i>(Rupees in lakh)</i>							
For purchase of residential and non-residential buildings for District Commandant, Ranchi from J.S.H.B. Ranchi	0.00	0.00	0.00	0.00	0.00	1,77.56	0.00
Remaining construction work of Fire Brigade-cum-Residential Buildings in Baharagoda and Training School Building in Dhurwa	0.00	0.00	0.00	0.00	0.00	4,51.67	0.00
Home Guard-Urban Major works for construction of Chaibasa District Commandant office and residence	0.00	0.00	0.00	0.00	0.00	2,94.13	0.00
Central Training Institute for Civil Defence	0.00	0.00	1,00.00	0.00	1,00.00	1,00.00	100.00
For rest construction of Dhurwa (Ranchi) Training School Building	0.00	0.00	0.00	0.00	0.00	1,18.43	0.00
Purchasing of Water Tender Fire Engine	0.00	0.00	0.00	0.00	0.00	1,65.00	0.00
For purchasing of Land for Construction of Fire Station-cum-House Building in Adityapur (Jamshedpur)	0.00	0.00	0.00	0.00	0.00	2,09.91	0.00
Other Schemes each costing rupees one crore and less	0.00	0.00	0.00	0.00	0.00	2,31.08	0.00
Total 796	2,73.64	0.00	1,23.03	0.00	1,23.03	28,46.36	(-)55.04

16. DETAILED STATEMENT OF CAPITAL EXPENDITURE BY MINOR HEADS AND SUBHEADS - contd.

Figures in italics represent charged expenditure

Nature of expenditure	Expenditure during 2013-14	Expenditure during 2014-15				Expenditure to the end of 2014-15	Per cent of Increase(+) / Decrease (-) during the year
		Non-Plan	Plan		Total		
			State Plan	CSS/ CPS*			
<i>(Rupees in lakh)</i>							
800 Other expenditure							
Construction of Fire Brigade Office and connected residential buildings in different districts/places of Jharkhand	0.00	0.00	0.00	0.00	0.00	11,37.53	0.00
Construction of Boundary Wall Home Guard Offices	0.00	0.00	30.30	0.00	30.30	30.30	100.00
Home guard Urban-Major Construction Works	0.00	0.00	0.00	0.00	0.00	32,09.63	0.00
Revamping of Civil Defence	0.00	0.00	0.00	1,04.00	1,04.00	1,04.00	100.00
Construction of Garage, Homes, Boundary Wall, Training Centre Building, Barrack Electricity, Motor, Water Supply, Lavatory, Park, Remand Home/Drainage etc. in different districts	62.40	0.00	0.00	0.00	0.00	4,98.60	(-)100.00
Construction of Fire Brigade Office and connected residential buildings	0.00	0.00	67.20	0.00	67.20	1,87.20	0.00
Other Schemes each costing rupees one crore and less	0.00	0.00	0.00	0.00	0.00	1,47.38	0.00
Total 800	62.40	0.00	97.50	1,04.00	2,01.50	53,14.64	0.00
Total 4070	3,36.04	0.00	2,20.53	1,04.00	3,24.53	81,80.69	(-)3.43
Total A- Capital Account of General Services	1,68,09.00	22,82.12	2,35,24.57	29,17.82	3,26,33.23	15,85,72.12	94.14
				39,08.72 (*)			

16. DETAILED STATEMENT OF CAPITAL EXPENDITURE BY MINOR HEADS AND SUBHEADS - contd.

Figures in italics represent charged expenditure

Nature of expenditure	Expenditure during 2013-14	Expenditure during 2014-15			Expenditure to the end of 2014-15	Per cent of Increase(+) / Decrease (-) during the year	
		Non-Plan	Plan	Total			
			State Plan	CSS/ CPS*			
<i>(Rupees in lakh)</i>							
B Capital Account of Social Services							
(a) Capital Account of Education, Sports, Art and Culture							
4202 Capital Outlay on Education, Sports, Art and Culture							
01 General Education							
201 Elementary Education							
Strengthening of Primary Teachers Training College	2,83.14	0.00	2,03.99	0.00	2,03.99	7,43.83	(-)27.95
Total 201	2,83.14	0.00	2,03.99	0.00	2,03.99	7,43.83	(-)27.95
202 Secondary Education							
Construction work for Kasturba Gandhi Balika Vidyalay	6,59.35	0.00	0.00	0.00	0.00	42,53.35	(-)100.00
Construction of B.Ed. Colleges in the States	0.00	0.00	71.96	0.00	71.96	71.96	100.00
Construction of Building in Indira Gandhi Residential Girls Schools, Hazaribagh	0.00	0.00	57.47	0.00	57.47	57.47	100.00
Construction of Girls Hostels	24,53.46	0.00	0.00	0.00	0.00	24,53.46	(-)100.00
Construction of Model School under Special Integrated Scheme	0.00	0.00	0.00	0.00	0.00	48,56.70	0.00
Total 202	31,12.81	0.00	1,29.43	0.00	1,29.43	1,16,92.94	(-)95.84

16. DETAILED STATEMENT OF CAPITAL EXPENDITURE BY MINOR HEADS AND SUBHEADS - contd.

Figures in italics represent charged expenditure

Nature of expenditure	Expenditure during 2013-14	Expenditure during 2014-15			Total	Expenditure to the end of 2014-15	Per cent of Increase(+) / Decrease (-) during the year
		Non-Plan	Plan				
			State Plan	CSS/ CPS*			
<i>(Rupees in lakh)</i>							
789 Special Component Plan for Scheduled Castes							
Civil works for Kasturba Gandhi Balika Vidyalaya	8,10.00	0.00	0.00	0.00	0.00	14,05.00	(-)100.00
Construction of Girls Hostels	1,93.70	0.00	0.00	0.00	0.00	1,93.70	(-)100.00
Construction of Model School under Special Integrated Scheme	0.00	0.00	0.00	0.00	0.00	13,28.81	0.00
Construction and Strengthening of Teachers Training College	1,35.02	0.00	50.00	0.00	50.00	2,35.02	(-)62.97
Other Schemes each costing rupees one crore and less	0.00	0.00	9.33	0.00	9.33	1,21.84	100.00
Total 789	11,38.72	0.00	59.33	0.00	59.33	32,84.37	(-)94.79
796 Tribal Area Sub-Plan							
Civil works for Kasturba Gandhi Balika Vidyalaya	6,10.00	0.00	0.00	0.00	0.00	18,36.00	(-)100.00
Construction of Girls Hostels	25,81.30	0.00	0.00	0.00	0.00	25,81.30	(-)100.00
Construction of Model School under Special Integrated Scheme	0.00	0.00	0.00	0.00	0.00	41,19.92	0.00
Strengthening of Primary Teachers Training College	1,08.97	0.00	94.87	0.00	94.87	9,24.38	(-)12.94
Total 796	33,00.27	0.00	94.87	0.00	94.87	94,61.60	(-)97.13
Total 01	78,34.94	0.00	4,87.62	0.00	4,87.62	2,51,82.74	(-)93.78
02 Technical Education							
103 Technical Schools							
Construction of Mines Institutes/ Polytechnic School	0.00	0.00	0.00	0.00	0.00	7,92.38	0.00
Total 103	0.00	0.00	0.00	0.00	0.00	7,92.38	0.00

16. DETAILED STATEMENT OF CAPITAL EXPENDITURE BY MINOR HEADS AND SUBHEADS - contd.

Figures in italics represent charged expenditure

Nature of expenditure	Expenditure during 2013-14	Expenditure during 2014-15			Expenditure to the end of 2014-15	Per cent of Increase(+) / Decrease (-) during the year	
		Non-Plan	Plan				Total
			State Plan	CSS/ CPS*			
<i>(Rupees in lakh)</i>							
104 Polytechnics							
Construction and renovation of Polytechnic/Engineering College	0.00	0.00	0.00	0.00	0.00	33,12.04	0.00
Total 104	0.00	0.00	0.00	0.00	0.00	33,12.04	0.00
105 Engineering Technical College and Institutes							
Technical University	0.00	0.00	0.00	0.00	0.00	1,55.40	0.00
Construction and Renovation of Engineering Colleges /Polytechnics/ Mining Institutes	24,43.14	0.00	13,11.88	16,45.55 (*)	29,57.43	1,49,57.93	21.05
Construction of Technical Education Institutes	0.00	0.00	0.00	0.00	0.00	65,65.60	0.00
Construction of Indian Institute of Information Technology	1,61.65	0.00	10,64.50	0.00	10,64.50	12,26.15	558.52
Construction of Technical Education Institutes -Construction and Renovation of New Polytechnics	0.00	0.00	0.00	0.00	0.00	48,87.04	0.00
Construction of Women Hostel in Engineering/ Polytechnic	50.00	0.00	0.00	0.00	0.00	50.00	(-)100.00
Construction of State Data Centre Buildings	34.71	0.00	1,04.30	0.00	1,04.30	1,39.01	200.49
Construction of Software Technology Park	21.53	0.00	0.00	0.00	0.00	21.53	(-)100.00
Other Schemes each costing rupees one crore and less	0.00	0.00	0.00	0.00	0.00	1,35.00	0.00
Total 105	27,11.03	0.00	24,80.68	16,45.55 (*)	41,26.23	2,81,37.66	52.20

16. DETAILED STATEMENT OF CAPITAL EXPENDITURE BY MINOR HEADS AND SUBHEADS - contd.

Figures in italics represent charged expenditure

Nature of expenditure	Expenditure during 2013-14	Expenditure during 2014-15			Total	Expenditure to the end of 2014-15	Per cent of Increase(+) / Decrease (-) during the year
		Non-Plan	Plan				
			State Plan	CSS/ CPS*			
<i>(Rupees in lakh)</i>							
789 Special Component Plan for Scheduled Castes							
Construction of Technical Educational Institutes-Construction and renovation of Engineering Colleges / Polytechnics/ Mining Institutes	0.00	0.00	0.00	0.00	0.00	20,40.00	0.00
Other Schemes each costing rupees one crore and less	0.00	0.00	0.00	0.00	0.00	7.20	0.00
Total 789	0.00	0.00	0.00	0.00	0.00	20,47.20	0.00
796 Tribal Area Sub-Plan							
Construction of Technical Education Institutes-Construction and renovation of Engineering College / Polytechnics/ Mining Institutes	27,63.21	0.00	21,39.20	0.00	21,39.20	98,41.26	(-)22.58
Construction of Technical Education Institutes - 17 Construction and Renovation of New Polytechnics	0.00	0.00	0.00	0.00	0.00	9,01.51	0.00
Other Schemes each costing rupees one crore and less	0.00	0.00	0.00	0.00	0.00	70.20	0.00
Total 796	27,63.21	0.00	21,39.20	0.00	21,39.20	1,08,12.97	(-)22.58
Total 02	54,74.24	0.00	46,19.88	16,45.55 (*)	62,65.43	4,51,02.25	14.45
03 Sports and Youth Services							
102 Sports Stadia-							
Additional central assistance for construction of Indoor Stadium Deoghar	0.00	0.00	0.00	0.00	0.00	23,67.82	0.00

16. DETAILED STATEMENT OF CAPITAL EXPENDITURE BY MINOR HEADS AND SUBHEADS - contd.

Figures in italics represent charged expenditure

Nature of expenditure	Expenditure during 2013-14	Expenditure during 2014-15			Expenditure to the end of 2014-15	Per cent of Increase(+) / Decrease (-) during the year	
		Non-Plan	Plan				
			State Plan	CSS/ CPS*			
<i>(Rupees in lakh)</i>							
Construction and development of Sports Stadium at District/ Block Level	4,65.26	0.00	5,25.00	0.00	5,25.00	38,40.29	12.84
Organisation of National Games 2007	0.00	0.00	0.00	0.00	0.00	8,92.10	0.00
Construction of Multipurpose Cultural Complex	0.00	0.00	0.00	0.00	0.00	1,02.85	0.00
Construction of Sports Hostel and Sport Training Centre	0.00	0.00	40.00	0.00	40.00	40.00	100.00
Other schemes each costing rupees one crore and less	0.00	0.00	0.00	0.00	0.00	3,28.93	0.00
Total 102	4,65.26	0.00	5,65.00	0.00	5,65.00	75,71.99	21.44
789 Special Component Plan for Scheduled Castes							
Stadium and sports Infrastructure at Distt./ Block Level	0.00	0.00	0.00	0.00	0.00	1,79.77	0.00
Organisation of National Games, 2007	0.00	0.00	0.00	0.00	0.00	31,62.00	0.00
Construction and Development of Sports Stadium	0.00	0.00	0.00	0.00	0.00	6,76.59	0.00
Other schemes each costing rupees one crore and less	0.00	0.00	0.00	0.00	0.00	0.00	0.00
Total 789	0.00	0.00	0.00	0.00	0.00	40,18.36	0.00
796 Tribal Area Sub-Plan							
Security and maintenance of Mega Sports Complex	0.00	0.00	0.00	0.00	0.00	2,85.00	0.00

16. DETAILED STATEMENT OF CAPITAL EXPENDITURE BY MINOR HEADS AND SUBHEADS - contd.

Figures in italics represent charged expenditure

Nature of expenditure	Expenditure during 2013-14	Expenditure during 2014-15			Total	Expenditure to the end of 2014-15	Per cent of Increase(+) / Decrease (-) during the year
		Non-Plan	Plan				
			State Plan	CSS/ CPS*			
<i>(Rupees in lakh)</i>							
Construction of Sports Hostel and Sport Training Centre	0.00	0.00	60.00	0.00	60.00	60.00	100.00
Construction and Development of Sports Stadium	0.00	0.00	0.00	0.00	0.00	83,77.97	0.00
Construction of Astroturf Hockey Stadium	0.00	0.00	0.00	0.00	0.00	3,39.58	0.00
Stadium and Sports Structure at District/ Block level	0.00	0.00	0.00	0.00	0.00	7,44.14	0.00
Organisation of National Games 2007	0.00	0.00	0.00	0.00	0.00	5,35,75.92	0.00
Construction of Training Centre and Sports Hostels	11.85	0.00	0.00	0.00	0.00	3,99.70	100.00
Organisation of National Games, 2007	0.00	0.00	0.00	0.00	0.00	4.85	0.00
Security and Maintenance of Mega Sports Complex and Electricity Bill	0.00	0.00	0.00	0.00	0.00	5,95.50	100.00
Stadium and Sports Infrastructure at District/Block Level	6,00.00	0.00	7,67.51	0.00	7,67.51	39,17.51	27.92
Other schemes each costing rupees one crore and less	0.00	0.00	0.00	0.00	0.00	11,01.55	0.00
Total 796	6,11.85	0.00	8,27.51	0.00	8,27.51	6,94,01.72	35.25
Total 03	10,77.11	0.00	13,92.51	0.00	13,92.51	8,09,92.07	29.28
04 Art and Culture							
101 Fine Arts Education							
Construction of Cultural Building	36.10	0.00	22.81	0.00	22.81	1,83.91	(-)36.81
Total 101	36.10	0.00	22.81	0.00	22.81	1,83.91	(-)36.81

16. DETAILED STATEMENT OF CAPITAL EXPENDITURE BY MINOR HEADS AND SUBHEADS - contd.

Figures in italics represent charged expenditure

Nature of expenditure	Expenditure during 2013-14	Expenditure during 2014-15			Expenditure to the end of 2014-15	Per cent of Increase(+) / Decrease (-) during the year	
		Non-Plan	Plan				
			State Plan	CSS/ CPS*			
<i>(Rupees in lakh)</i>							
789 Special Component Plan for Scheduled Castes							
Other schemes each costing rupees one crore and less	0.00	0.00	0.00	0.00	0.00	99.07	0.00
Total 789	0.00	0.00	0.00	0.00	0.00	99.07	0.00
796 Tribal Area Sub-Plan							
Construction of Building for Museum	0.00	0.00	33.38	0.00	33.38	12,30.38	100.00
Construction of Cultural Building	66.24	0.00	70.00	0.00	70.00	11,12.72	5.68
Construction of Multipurpose Cultural Campus	0.00	0.00	25.00	0.00	25.00	4,22.99	100.00
Other schemes each costing rupees one crore and less	32.12	0.00	0.00	0.00	0.00	3,30.79	(-)100.00
Total 796	98.36	0.00	1,28.38	0.00	1,28.38	30,96.88	30.52
800 Other expenditure							
Other schemes each costing rupees one crore and less	0.00	0.00	0.00	0.00	0.00	1,63.02	0.00
Total: 800	0.00	0.00	0.00	0.00	0.00	1,63.02	0.00
Total: 04	1,34.46	0.00	1,51.19	0.00	1,51.19	35,42.88	12.44
Total: 4202	1,45,20.75	0.00	66,51.20	0.00	82,96.75	15,48,19.94	(-)42.86
Total (a)	1,45,20.75	0.00	66,51.20	0.00	82,96.75	15,48,19.94	(-)42.86

16. DETAILED STATEMENT OF CAPITAL EXPENDITURE BY MINOR HEADS AND SUBHEADS - contd.

Figures in italics represent charged expenditure

Nature of expenditure	Expenditure during 2013-14	Expenditure during 2014-15			Expenditure to the end of 2014-15	Per cent of Increase(+) / Decrease (-) during the year	
		Non-Plan	Plan				Total
			State Plan	CSS/ CPS*			
<i>(Rupees in lakh)</i>							
(b) Capital Account of Medical and Public Health							
4210 Capital Outlay on Medical and Public Health							
01 Urban Health Services							
109 School Health Schemes							
Pharmacy- Renovation of Buildings (Special Repairing, Medicinal Garden etc.)	0.00	0.00	81.99	0.00	81.99	81.99	100.00
100 Seated G.N.M. School at Jamshedpur and Sahebjang	2,84.71	0.00	2,00.00	0.00	2,00.00	4,84.71	(-)29.75
Total: 109	2,84.71	0.00	2,81.99	0.00	2,81.99	5,66.70	(-)0.96
110 Hospital and Dispensaries							
Buildings-Patliputra Medical College Hospital, Dhanbad	0.00	0.00	0.00	0.00	0.00	11,60.81	0.00
Mahatma Gandhu Memorial Medical Colleges & Hospital, Jamshedpur	0.00	0.00	14,57.10	0.00	14,57.10	14,57.10	100.00
Construction of Residential Quarter in Sadar, Sub-divisional, Hospitals and Referral Hospital	10,61.89	0.00	30,00.00	0.00	30,00.00	40,61.89	182.52
Health Directorate(with Drug & Food) Building	1,26.21	0.00	2,99.07	0.00	2,99.07	4,25.28	136.96
Burn Units	0.00	0.00	3,56.09	0.00	3,56.09	3,56.09	100.00
Ware House	0.00	0.00	7,89.45	0.00	7,89.45	7,89.45	100.00
Postmortem House and Mortuary	0.00	0.00	25,60.00	0.00	25,60.00	25,60.00	100.00

16. DETAILED STATEMENT OF CAPITAL EXPENDITURE BY MINOR HEADS AND SUBHEADS - contd.

Figures in italics represent charged expenditure

Nature of expenditure	Expenditure during 2013-14	Expenditure during 2014-15			Expenditure to the end of 2014-15	Per cent of Increase(+) / Decrease (-) during the year	
		Non-Plan	Plan	Total			
			State Plan	CSS/ CPS*			
		<i>(Rupees in lakh)</i>					
District Drug and Food House	0.00	0.00	1,88.01	0.00	1,88.01	100.00	
(b) Capital Account of Medical and Public Health							
4210 Capital Outlay on Medical and Public Health							
01 Urban Health Services							
110 Hospital and Dispensaries - conclud.							
Building Construction, Machine etc. at T.B. Dispensaries- Running of Contagious Disease Centre, Itki	0.00	0.00	57.46	0.00	57.46	100.00	
State Medical and Health Infrastructure and Procurement Corporation	5,00.00	0.00	0.00	0.00	0.00	(-)100.00	
Regional Food and Drug Laboratory at Dumka	97.13	0.00	95.43	0.00	95.43	(-)1.75	
Regional Hospital at Divisional Headquarters	0.00	0.00	3,15.36	0.00	3,15.36	100.00	
Civil Surgeon Offices	0.00	0.00	1,69.97	0.00	1,69.97	100.00	
Health Information Helpline	1,20.00	0.00	0.00	0.00	0.00	(-)100.00	
Other schemes each costing Rs. one crore and less	40.37	0.00	0.00	0.00	0.00	(-)100.00	
Total: 110	19,45.60	0.00	92,87.94	0.00	92,87.94	1,24,70.15	377.38
200 Other Health Schemes							
Renovation of Mother and Child Centre in Urban Areas	0.00	0.00	0.00	0.00	0.00	3,75.00	0.00
Total: 200	0.00	0.00	0.00	0.00	0.00	3,75.00	0.00

16. DETAILED STATEMENT OF CAPITAL EXPENDITURE BY MINOR HEADS AND SUBHEADS - contd.

Figures in italics represent charged expenditure

Nature of expenditure	Expenditure during 2013-14	Expenditure during 2014-15			Expenditure to the end of 2014-15	Per cent of Increase(+) / Decrease (-) during the year	
		Non-Plan	Plan				
			State Plan	CSS/ CPS*			
<i>(Rupees in lakh)</i>							
796 Tribal Area Sub-Plan-							
Buildings-M.G.M. Medical College Hospital, Jamshedpur	0.00	0.00	0.00	0.00	0.00	10,76.97	0.00
Building-Sadar and Sub-Divisional Hospitals	0.00	0.00	0.00	0.00	0.00	3,90.21	0.00
Construction of Residential Quarter in Sadar,Sub-division,Hospitals and Referral Hospital	5,00.00	0.00	0.00	0.00	0.00	5,00.00	(-)100.00
Buildings-Ranchi Medical College Hospital	0.00	0.00	0.00	0.00	0.00	4,81.15	0.00
Other schemes each costing rupees one crore and less	0.00	0.00	0.00	0.00	0.00	1,76.57	0.00
Total: 796	5,00.00	0.00	0.00	0.00	0.00	26,24.90	(-)100.00
Total: 01	27,30.31	0.00	95,69.93	0.00	95,69.93	1,60,36.75	250.51
02 Rural Health Services							
102 Subsidiary Health Centres							
State Yoga Centre at Ranchi (Ayush Sector)	1,11.21	0.00	99.50	0.00	99.50	2,10.71	(-)10.53
Total: 796	1,11.21	0.00	99.50	0.00	99.50	2,10.71	(-)10.53
103 Primary Health Centres							
Primary Health Centres - Construction/ renovation of building for maternity and child Health Centre	2,23.59	0.00	14,30.67	0.00	14,30.67	28,62.75	539.86
Building-Primary Health Centre (Including Machinerics)	0.00	0.00	0.00	0.00	0.00	50,11.60	0.00

16. DETAILED STATEMENT OF CAPITAL EXPENDITURE BY MINOR HEADS AND SUBHEADS - contd.

Figures in italics represent charged expenditure

Nature of expenditure	Expenditure during 2013-14	Expenditure during 2014-15			Total	Expenditure to the end of 2014-15	Per cent of Increase(+) / Decrease (-) during the year
		Non-Plan	Plan				
			State Plan	CSS/ CPS*			
<i>(Rupees in lakh)</i>							
Buildings-Primary Health Centre	0.00	0.00	0.00	0.00	0.00	3,20.50	0.00
Building-Establishment of Health Centres	0.00	0.00	0.00	0.00	0.00	13,02.80	0.00
Building Construction –Establishment of Community Health Centres (Including machinery and equipment)	38,88.07	0.00	9,22.29	0.00	9,22.29	1,16,38.17	(-)76.28
Buildings-Establishment of Primary Health Centres (including maternity home/ machinery and equipment)	12,87.14	0.00	11,08.01	0.00	11,08.01	39,72.06	(-)13.92
Building-Establishment of Health Sub-Centres (including machinery and equipment)	9,36.29	0.00	6,56.76	0.00	6,56.76	21,72.93	(-)29.86
Building- Patliputra Medical College Hospital, Dhanbad (Including machinery and equipment)	8,01.46	0.00	0.00	0.00	0.00	10,79.93	(-)100.00
Renovation of Additional P.H.C. to Primary Centre	0.00	0.00	0.00	0.00	0.00	3,61.86	0.00
Total:103	71,36.55	0.00	41,17.73	0.00	41,17.73	2,87,22.60	(-)42.30
110 Hospital and Dispensaries							
Buildings (Including Machinery and Equipment)	0.00	0.00	0.00	0.00	0.00	9,12.22	0.00
Buildings-Sadar Hospital	0.00	0.00	0.00	0.00	0.00	17,89.09	0.00
Buildings for residence of Doctors and Para Medical Staff of Sadar and Sub-Divisional Hospital	0.00	0.00	0.00	0.00	0.00	4,69.92	0.00

16. DETAILED STATEMENT OF CAPITAL EXPENDITURE BY MINOR HEADS AND SUBHEADS - contd.

Figures in italics represent charged expenditure

Nature of expenditure	Expenditure during 2013-14	Expenditure during 2014-15			Expenditure to the end of 2014-15	Per cent of Increase(+) / Decrease (-) during the year	
		Non-Plan	Plan	Total			
			State Plan	CSS/ CPS*			
		<i>(Rupees in lakh)</i>					
Buildings-Dispensaries (Indigenous Doctors and Homoeopathy)	0.00	0.00	0.00	0.00	0.00	49.71	0.00
Building- Referral Hospital (including Machinery and Equipment)	0.00	0.00	66.24	0.00	66.24	4,15.83	100.00
Buildings-District Joint Dispensaries (including Machinery)	0.00	0.00	0.00	0.00	0.00	1,50.90	0.00
Buildings-Upgradation of Sadar and Sub-Divisional Hospital (including machinery and equipment)	0.00	0.00	0.00	0.00	0.00	17,06.33	0.00
Buildings-District Joint Dispensary-Dispensary Building (indigenous treatment and homoeopathy)	0.00	0.00	0.00	0.00	0.00	1,26.00	0.00
Buildings-Upgradation of Sadar and Sub-divisional Hospital-Purchase of Incubator machine	0.00	0.00	0.00	0.00	0.00	3,20.00	0.00
Buildings-Upgradation of Sadar and Sub-divisional Hospital-Building-Upgradation of Sub-divisional Hospital (including machinery and equipment & Tools)	11,80.96	0.00	8,65.08	0.00	8,65.08	24,96.04	(-)26.75
Buildings-Upgradation of Sadar/Sub-divisional Hospital-Construction of building for District Medical Officer-(including residential buildings of Doctor and para Medical Staff)	0.00	0.00	0.00	0.00	0.00	8,61.60	0.00

16. DETAILED STATEMENT OF CAPITAL EXPENDITURE BY MINOR HEADS AND SUBHEADS - contd.

Figures in italics represent charged expenditure

Nature of expenditure	Expenditure during 2013-14	Expenditure during 2014-15			Expenditure to the end of 2014-15	Per cent of Increase(+) / Decrease (-) during the year	
		Non-Plan	Plan	Total			
			State Plan	CSS/ CPS*			
		<i>(Rupees in lakh)</i>					
Building-Upgradation of Sadar/Sub-divisional Hospital-Regional Hospital, Daltonganj-Construction of 100 beded building (including Diagnostics Centre)	0.00	0.00	0.00	0.00	0.00	9,61.74	0.00
Buildings-Primary Health Centre (Prime Minister Gramodaya Yojana)	0.00	0.00	0.00	0.00	0.00	1,96.89	0.00
Buildings-Patliputra Medical College Hospital, Dhanbad	0.00	0.00	13,72.27	0.00	13,72.27	38,79.63	100.00
Building - Referral Hospital - Building construction (including machinery and equipment)	0.00	0.00	0.00	0.00	0.00	1,21.88	0.00
Building - Upgradation of Sadar and Sub-divisional Hospital (including machinery, equipment and Tools)	0.00	0.00	0.00	0.00	0.00	7,95.06	0.00
Building - Upgradation of Sub-divisional Hospital (including machinery, equipment and Tools)	1,49.79	0.00	0.00	0.00	0.00	4,60.63	(-)100.00
Building construction-upgradation of 100-300 beds in Regional Hospital, Daltongunj, Hazaribagh (including diagnostic Centre)	0.00	0.00	0.00	0.00	0.00	7,76.62	0.00
Building construction-100-300 beds in Regional Hospital, Daltonganj and Hazaribag (Including Diagnostic Centre)	71.68	0.00	0.00	0.00	0.00	71.68	(-)100.00
District Joint Ayush Hospital & Dispensaries	0.00	0.00	3,88.66	0.00	3,88.66	3,88.66	100.00

16. DETAILED STATEMENT OF CAPITAL EXPENDITURE BY MINOR HEADS AND SUBHEADS - contd.

Figures in italics represent charged expenditure

Nature of expenditure	Expenditure during 2013-14	Expenditure during 2014-15			Expenditure to the end of 2014-15	Per cent of Increase(+) / Decrease (-) during the year	
		Non-Plan	Plan				
			State Plan	CSS/ CPS*			
<i>(Rupees in lakh)</i>							
Ayush Directorate, Medical Council Drug Controller Office	0.00	0.00	2,52.38	0.00	2,52.38	2,52.38	100.00
Blood Bank	0.00	0.00	39.87	0.00	39.87	1,54.78	100.00
Other schemes each costing rupees one crore and less	0.00	0.00	0.00	0.00	0.00	6,10.94	0.00
Total: 110	14,02.43	0.00	29,84.50	0.00	29,84.50	1,79,68.53	112.81
789 Special Component Plan for Scheduled Castes							
Buildings- Sadar/Sub-divisional Hospitals (including Machinery and Equipment)	0.00	0.00	0.00	0.00	0.00	6,77.83	0.00
Building - Upgradation of Sadar and Sub-divisional Hospital (including machinery, equipment and Tools)	0.00	0.00	0.00	0.00	0.00	3,88.25	0.00
Building - Establishment of Health Sub-centre - Buildings (including Machinery and Equipment)	0.00	0.00	4,43.40	0.00	4,43.40	6,25.91	100.00
Buildings-Sadar/Sub-divisional Hospitals (including Machinery and Equipment)- Building-Upgradation of Sub-divisional Hospitals (including Machinery and Equipment)	0.00	0.00	0.00	0.00	0.00	16,54.04	0.00

16. DETAILED STATEMENT OF CAPITAL EXPENDITURE BY MINOR HEADS AND SUBHEADS - contd.

Figures in italics represent charged expenditure

Nature of expenditure	Expenditure during 2013-14	Expenditure during 2014-15			Expenditure to the end of 2014-15	Per cent of Increase(+) / Decrease (-) during the year	
		Non-Plan	Plan				
			State Plan	CSS/ CPS*			
<i>(Rupees in lakh)</i>							
Buildings-Upgradation of Sadar/Sub-divisional Hospital- Construction of building for District Medical Officer- (including residential building of Doctors and Para Medical staff)	0.00	0.00	0.00	0.00	0.00	7,63.72	0.00
Building-Establishment of Health Sub-centre-Buildings (including Machinery)	0.00	0.00	0.00	0.00	0.00	5,93.39	0.00
Buildings-Primary Health Centre (including Machinery)-Establishment of Primary Health Centre (including Maternity Home/Machinery)	0.00	0.00	19,84.99	0.00	19,84.99	31,77.18	100.00
Building-Establishment of Primary Health Centre (including Machinery)- Community Health Centres (including Machinery and Equipment)	0.00	0.00	8,57.23	0.00	8,57.23	39,57.32	100.00
Other Schemes each costing rupees one crore and less	0.00	0.00	0.00	0.00	0.00	2,93.18	0.00
Total: 789	0.00	0.00	32,85.62	0.00	32,85.62	1,21,30.82	100.00
796 Tribal Area Sub-Plan							
Buildings-M.G.M. Medical College Hospital, Jamshedpur	3,95.09	0.00	0.00	0.00	0.00	31,61.17	(-)100.00
Building - Referral Hospital (including Machinery and Equipment)	0.00	0.00	0.00	0.00	0.00	5,26.73	0.00
Building-District Medical Officer	0.00	0.00	0.00	0.00	0.00	5,54.15	0.00

16. DETAILED STATEMENT OF CAPITAL EXPENDITURE BY MINOR HEADS AND SUBHEADS - contd.

Figures in italics represent charged expenditure

Nature of expenditure	Expenditure during 2013-14	Expenditure during 2014-15			Total	Expenditure to the end of 2014-15	Per cent of Increase(+) / Decrease (-) during the year	
		Non-Plan	Plan					
			State Plan	CSS/ CPS*				
		<i>(Rupees in lakh)</i>						
Buildings-Referral Hospital	0.00	0.00	0.00	0.00	0.00	8,43.29	0.00	
Buildings-Rajendra Medical College Hospital, Ranchi	0.00	0.00	0.00	0.00	0.00	9.40	0.00	
Building- Sadar Hospital	0.00	0.00	0.00	0.00	0.00	29,63.35	0.00	
Buildings	0.00	0.00	0.00	0.00	0.00	1,09.97	0.00	
Upgradation of Sadar Hospital, Ranchi as 500 beded Sadar Hospital	6,98.43	0.00	0.00	0.00	0.00	1,55,27.72	(-)100.00	
Buildings-Sadar Hospital (including Machinery and equipment)- Construction of 100 beded Regional Hospital, Dumka (including Diagnostic Centre)	0.00	0.00	0.00	0.00	0.00	9,47.02	0.00	
Buildings-Sub-divisional Hospital	0.00	0.00	0.00	0.00	0.00	1,00.00	0.00	
Buildings-Additional Primary Health Centre	0.00	0.00	0.00	0.00	0.00	5,00.00	0.00	
Buildings for Residence of Doctors and Para Medical Staff of Sadar and Sub-Divisional Hospital	0.00	0.00	0.00	0.00	0.00	11,80.18	0.00	
Buildings-Dispensaries (Indigenous Doctors and Homoeopathy)	0.00	0.00	0.00	0.00	0.00	1,55.48	0.00	
Buildings-Primary Health Centre	0.00	0.00	0.00	0.00	0.00	5,64.62	0.00	
Buildings-District Joint Dispensaries	0.00	0.00	0.00	0.00	0.00	40.37	0.00	
Building-Establishments of Health Sub-Centre	0.00	0.00	0.00	0.00	0.00	12,52.44	0.00	

16. DETAILED STATEMENT OF CAPITAL EXPENDITURE BY MINOR HEADS AND SUBHEADS - contd.

Figures in italics represent charged expenditure

Nature of expenditure	Expenditure during 2013-14	Expenditure during 2014-15			Expenditure to the end of 2014-15	Per cent of Increase(+) / Decrease (-) during the year	
		Non-Plan	Plan	Total			
			State Plan	CSS/ CPS*			
		<i>(Rupees in lakh)</i>					
Buildings-Sadar Hospital (including Machinery and equipments)-Buildings (Including Machinery and Equipments) Upgradation of Sub-divisional Hospital	63.26	0.00	0.00	0.00	0.00	16,66.11	(-)100.00
Building-Sadar Hospital (Including Machinery and Equipments)-Purchase of Incubator machinery	0.00	0.00	0.00	0.00	0.00	12,64.98	0.00
Buildings-Sadar Hospital (Including Machinery and equipments)-Upgradation of Sadar Hospital	50.00	0.00	0.00	0.00	0.00	15,15.39	(-)100.00
Building-Primary Health Centres (Including Machinery and Equipments)-Extension/Renovation of Health Information Management System	0.00	0.00	0.00	0.00	0.00	9,51.43	0.00
Buildings-Primary Health Centres (Including Machinery and Equipments)-Construction/Renovation of building for Maternity and Child Health Centre	0.00	0.00	0.00	0.00	0.00	5,22.82	0.00
Buildings-Primary Health Centre (Including Machinery and Equipments)-Establishment of Primary Health Centre (Including Maternity Home/Machinery)	7,14.05	0.00	15,89.03	0.00	15,89.03	41,14.07	122.54
Buildings-Establishment of Health Sub-Centre-Buildings (Including Machinery)	3,73.87	0.00	13,22.94	0.00	13,22.94	26,13.42	253.85
Establishment of Community Health Centre-Buildings including Machinery	19,00.00	0.00	10,99.30	0.00	10,99.30	1,11,78.62	(-)42.14

16. DETAILED STATEMENT OF CAPITAL EXPENDITURE BY MINOR HEADS AND SUBHEADS - contd.

Figures in italics represent charged expenditure

Nature of expenditure	Expenditure during 2013-14	Expenditure during 2014-15				Expenditure to the end of 2014-15	Per cent of Increase(+) / Decrease (-) during the year
		Non-Plan	Plan		Total		
			State Plan	CSS/ CPS*			
		<i>(Rupees in lakh)</i>					
Buildings-Sadar Hospital-Construction of office building for District Medical Officer (Including residential building for Doctors and Para Medical Staff)	0.00	0.00	0.00	0.00	0.00	16,25.61	0.00
Construction/Upgradation of Regional Hospital, Dumka and Chaibasa (including machinery and equipment)	0.00	0.00	0.00	0.00	0.00	1,01.14	0.00
Building construction-Upgradation of Health Directorate (with machinery and equipment)	0.00	0.00	0.00	0.00	0.00	2,67.10	0.00
Building-Sadar Hospital (including Machinery and Equipments)	0.00	0.00	0.00	0.00	0.00	15,67.56	0.00
Buildings-Primary Health Centres (including Machinery and Equipments)	0.00	0.00	0.00	0.00	0.00	57,13.02	0.00
Buildings-Mental Asylum	0.00	0.00	0.00	0.00	0.00	40.00	0.00
Buildings-Dental College Hospital Rajendra Ayurvedic Institute	0.00	0.00	0.00	0.00	0.00	8,00.00	0.00
Buildings-Dispensaries	0.00	0.00	0.00	0.00	0.00	99.42	0.00
Buildings (Machinery and Equipments) Pharmacy	0.00	0.00	0.00	0.00	0.00	3,72.00	0.00
Health Information Helpline	0.00	0.00	2,40.00	0.00	2,40.00	2,40.00	100.00
Buildings-Eye Clinic and Operation Theatre under Sadar Hospital	0.00	0.00	0.00	0.00	0.00	50.00	0.00

16. DETAILED STATEMENT OF CAPITAL EXPENDITURE BY MINOR HEADS AND SUBHEADS - contd.

Figures in italics represent charged expenditure

Nature of expenditure	Expenditure during 2013-14	Expenditure during 2014-15				Expenditure to the end of 2014-15	Per cent of Increase(+) / Decrease (-) during the year
		Non-Plan	Plan		Total		
			State Plan	CSS/ CPS*			
<i>(Rupees in lakh)</i>							
Buildings - Regional Hospital Dumka & Chaibasa (including machinery & equipment)	0.00	0.00	0.00	0.00	0.00	7,28.17	0.00
Buildings- Establishment of Health Sub-Centre (including machinery)	0.00	0.00	0.00	0.00	0.00	28,06.52	0.00
Construction of 500 bedded hospital at Dumka/Kharshawan	9,30.49	0.00	13,02.46	0.00	13,02.46	33,22.88	39.98
Upgradation of all Additional Primary Health Centre into Primary Health Centre (Residential Building)	0.00	0.00	0.00	0.00	0.00	3,90.04	0.00
Other schemes each costing rupees one crore and less	0.00	0.00	0.00	0.00	0.00	8,05.57	0.00
Total: 796	51,25.19	0.00	55,53.73	0.00	55,53.73	7,11,91.76	8.36
Total: 02	1,37,75.38	0.00	1,60,41.08	0.00	1,60,41.08	13,02,24.42	16.45
03 Medical Education, Training and Research							
105 Allopathy							
Building Construction	0.00	0.00	0.00	0.00	0.00	10,50.00	0.00
Construction of ten ANM School-Building	0.00	0.00	0.00	0.00	0.00	2,50.00	0.00
Construction of ANM School Building construction	0.00	0.00	0.00	0.00	0.00	16.02	0.00
Construction of two ANM School-Building	0.00	0.00	0.00	0.00	0.00	3,27.63	0.00
Total: 105	0.00	0.00	0.00	0.00	0.00	16,43.65	0.00

16. DETAILED STATEMENT OF CAPITAL EXPENDITURE BY MINOR HEADS AND SUBHEADS - contd.

Figures in italics represent charged expenditure

Nature of expenditure	Expenditure during 2013-14	Expenditure during 2014-15			Expenditure to the end of 2014-15	Per cent of Increase(+) / Decrease (-) during the year	
		Non-Plan	Plan	Total			
			State Plan	CSS/ CPS*			
<i>(Rupees in lakh)</i>							
200 Other Systems							
Building Construction-	0.00	0.00	0.00	0.00	0.00	3,00.00	0.00
Construction of Government Unani College Hospital, Giridih and Government Homoeopathy College Hospital, Godda-Building Construction	1,12.27	0.00	4,86.34	0.00	4,86.34	12,36.73	333.19
Total: 200	1,12.27	0.00	4,86.34	0.00	4,86.34	15,36.73	333.19
796 Tribal Area Sub-Plan							
Buildings-Government Ayurvedic College, Chaibasa, Government Ayurvedic Pharmacy College, Sahebganj/ Gumla	0.00	0.00	0.00	0.00	0.00	4,90.00	0.00
Construction of ANM School Building construction	0.00	0.00	0.00	0.00	0.00	1,85.70	0.00
Buildings-State Homoeopathic College and Hospital, Godda/Unani-Ayurvedic Pharmacy College, Sahebganj	0.00	0.00	0.00	0.00	0.00	1,65.05	0.00
Other schemes each costing rupees one crore and less	0.00	0.00	0.00	0.00	0.00	2,53.87	0.00
Total: 796	0.00	0.00	0.00	0.00	0.00	10,94.62	0.00
Total: 03	1,12.27	0.00	4,86.34	0.00	4,86.34	42,75.00	333.19
Total: 4210	1,66,17.96	0.00	2,60,97.35	0.00	2,60,97.35	15,05,36.17	57.04
Total: (b)	1,66,17.96	0.00	2,60,97.35	0.00	2,60,97.35	15,05,36.17	57.04

16. DETAILED STATEMENT OF CAPITAL EXPENDITURE BY MINOR HEADS AND SUBHEADS - contd.

Figures in italics represent charged expenditure

Nature of expenditure	Expenditure during 2013-14	Expenditure during 2014-15			Expenditure to the end of 2014-15	Per cent of Increase(+) / Decrease (-) during the year	
		Non-Plan	Plan	Total			
			State Plan	CSS/ CPS*			
<i>(Rupees in lakh)</i>							
(c) Capital Account of Water Supply, Sanitation, Housing and Urban Development	0.00	0.00	0.00	0.00	0.00	0.00	
4215 Capital Outlay on Water Supply and Sanitation-							
01 Water Supply							
101 Urban Water Supply							
Accelerated Urban Water Supply	0.00	0.00	0.00	0.00	0.00	870.74	0.00
Other schemes each costing rupees one crore and less	0.00	0.00	0.00	0.00	0.00	2.04	0.00
Total: 101	0.00	0.00	0.00	0.00	0.00	8,72.78	0.00
102 Rural Water Supply							
Rural piped water supply-General	0.00	0.00	0.00	0.00	0.00	1,87,02.76	0.00
Rural Drinking Water Programme	76.18	0.00	0.00	0.00	0.00	1939.20	(-)100.00
Rural piped water supply scheme (Special Integrated Scheme)	0.00	0.00	0.00	0.00	0.00	43,90.28	0.00
Rural Water Supply Scheme	50,54.20	0.00	58,52.65	0.00	58,52.65	1,53,14.32	15.80
Rural piped water supply scheme-Machinery and Equipment	0.00	0.00	0.00	0.00	0.00	1,10.57	0.00
Water supply in Rural/Sub-Urban area upto the Population of 20000-General	59.26	0.00	26.72	0.00	26.72	1,13,69.94	(-)54.91
Water supply in Rural/Sub-Urban area upto the population of 20000-Special Integrated Scheme	0.00	0.00	0.00	0.00	0.00	2,83.48	0.00

16. DETAILED STATEMENT OF CAPITAL EXPENDITURE BY MINOR HEADS AND SUBHEADS - contd.

Figures in italics represent charged expenditure

Nature of expenditure	Expenditure during 2013-14	Expenditure during 2014-15				Expenditure to the end of 2014-15	Per cent of Increase(+) / Decrease (-) during the year
		Non-Plan	Plan		Total		
			State Plan	CSS/ CPS*			
<i>(Rupees in lakh)</i>							
Rural Water Supply Scheme (by Tubewells, Wells Works)-General	0.00	0.00	0.00	0.00	0.00	1,12,85.42	0.00
Rural Water Supply Scheme (by Tubewells, Wells Works)-	0.00	0.00	0.00	0.00	0.00	7,70.84	0.00
Special Integrated Scheme Accelerated Rural Water Supply	0.00	0.00	0.00	0.00	0.00	77,44.52	0.00
Piped water supply schemes in big cities	14,75.62	0.00	13,10.14	0.00	13,10.14	1,08,58.98	(-)11.21
Pradhan Mantri Gramodaya Yojana	0.00	0.00	0.00	0.00	0.00	32,92.46	0.00
Accelerated Rural Water Supply	0.00	0.00	0.00	0.00	0.00	2,80,38.83	0.00
National Rural Drinking Water Programme	79,00.00	0.00	0.00	0.00	0.00	3,16,85.65	(-)100.00
Other schemes each costing rupees one crore and less	0.00	0.00	0.00	0.00	0.00	54.32	0.00
Total: 102	1,45,65.26	0.00	71,89.51	0.00	71,89.51	14,58,41.57	(-)50.64
106 Sewerage Services							
Rural Sanitation Scheme	3,50.00	0.00	20.60	0.00	20.60	82,21.81	(-)94.11
Total: 106	3,50.00	0.00	20.60	0.00	20.60	82,21.81	(-)94.11
789 Special Component Plan for Scheduled Castes							
Rural Piped Water Supply Schemes	3,87.16	0.00	8,11.63	0.00	8,11.63	15,06.64	109.64
Rural Water Supply Schemes (by Tubewell and Wells)	15.52	0.00	0.00	0.00	0.00	13,95.64	(-)100.00
Accelerated Urban Water Supply Scheme	0.00	0.00	0.00	0.00	0.00	11,47.89	0.00

16. DETAILED STATEMENT OF CAPITAL EXPENDITURE BY MINOR HEADS AND SUBHEADS - contd.

Figures in italics represent charged expenditure

Nature of expenditure	Expenditure during 2013-14	Expenditure during 2014-15			Expenditure to the end of 2014-15	Per cent of Increase(+) / Decrease (-) during the year	
		Non-Plan	Plan				Total
			State Plan	CSS/ CPS*			
		<i>(Rupees in lakh)</i>					
Piped Water Supply Scheme in Big Cities	2,33.84	0.00	69.17	0.00	69.17	4,42.58	(-)70.42
Rural Sanitation Scheme	87.50	0.00	0.00	0.00	0.00	4,29.90	(-)100.00
National Rural Drinking Water Programme	6,00.00	0.00	0.00	0.00	0.00	19,14.00	(-)100.00
Accelerated Rural Water Supply Scheme	0.00	0.00	0.00	0.00	0.00	12,48.20	0.00
Other schemes each costing rupees one crore and less	0.00	0.00	0.00	0.00	0.00	1,73.34	0.00
Total: 789	13,24.02	0.00	8,80.80	0.00	8,80.80	82,58.19	(-)33.48
796 Tribal area Sub Plan							
Urban Water Supply Scheme on the recommendation of 11th Finance Commission	0.00	0.00	0.00	0.00	0.00	31,59.61	0.00
Rural Piped Water Supply Schemes	45,96.55	0.00	47,06.39	0.00	47,06.39	1,72,37.64	2.39
Rural Sanitation	3,87.50	0.00	0.00	0.00	0.00	93,93.28	(-)100.00
Rural Water Supply Schemes	0.00	0.00	0.00	0.00	0.00	44,66.83	0.00
Rural Water Supply (by Tube-wells, Wells)	14.70	0.00	3.07	0.00	3.07	77,28.14	(-)79.12
Water Supply in Rural/Sub-Urban areas up to the population of 20000	17.03	0.00	20.00	0.00	20.00	56,76.85	17.44
Pradhan Mantri Gramodaya Yojana	0.00	0.00	0.00	0.00	0.00	8,06.27	0.00
Accelerated Rural Water Supply Scheme	0.00	0.00	0.00	0.00	0.00	2,11,85.93	0.00
Accelerated Urban Water Supply Scheme	0.00	0.00	0.00	0.00	0.00	3,03.00	0.00
Piped Water supply Scheme in Big Cities	15,46.70	0.00	11,01.19	0.00	11,01.19	47,62.24	(-)28.80
National Rural Drinking Water Programme	93,00.00	0.00	0.00	0.00	0.00	3,41,62.15	(-)100.00
Other schemes each costing rupees one crore and less	0.00	0.00	0.00	0.00	0.00	1,72.72	0.00
Total: 796	1,58,62.48	0.00	58,30.65	0.00	58,30.65	10,90,54.66	(-)63.24

16. DETAILED STATEMENT OF CAPITAL EXPENDITURE BY MINOR HEADS AND SUBHEADS - contd.

Figures in italics represent charged expenditure

Nature of expenditure	Expenditure during 2013-14	Expenditure during 2014-15				Expenditure to the end of 2014-15	Per cent of Increase(+) / Decrease (-) during the year
		Non-Plan	Plan		Total		
			State Plan	CSS/ CPS*			
<i>(Rupees in lakh)</i>							
799 Suspense							
Other schemes each costing rupees one crore and less	0.00	0.00	0.00	0.00	0.00	5.51	0.00
Total: 799	0.00	0.00	0.00	0.00	0.00	5.51	0.00
800 Other expenditure							
Rural Water Supply (by Tubewells)	0.00	0.00	0.00	0.00	0.00	70,59.27	0.00
Total: 800	0.00	0.00	0.00	0.00	0.00	70,59.27	0.00
Total: 01	3,21,01.76	0.00	1,39,21.56	0.00	1,39,21.56	27,93,13.79	(-)56.63
02 Sewerage and Sanitation							
106 Sewerage Services							
Rural Sanitation-General	0.00	0.00	0.00	0.00	0.00	17,99.47	0.00
Other schemes each costing rupees one crore and less	0.00	0.00	0.00	0.00	0.00	1,30.68	0.00
Total: 106	0.00	0.00	0.00	0.00	0.00	19,30.15	0.00
796 Tribal Area Sub-Plan							
Rural Sanitation	0.00	0.00	0.00	0.00	0.00	17,20.51	0.00
Total: 796	0.00	0.00	0.00	0.00	0.00	17,20.51	0.00
Total: 02	0.00	0.00	0.00	0.00	0.00	36,50.66	0.00
Total: 4215	3,21,01.76	0.00	1,39,21.56	0.00	1,39,21.56	28,29,64.45	(-)56.63

16. DETAILED STATEMENT OF CAPITAL EXPENDITURE BY MINOR HEADS AND SUBHEADS - contd.

Figures in italics represent charged expenditure

Nature of expenditure	Expenditure during 2013-14	Expenditure during 2014-15			Expenditure to the end of 2014-15	Per cent of Increase(+) / Decrease (-) during the year	
		Non-Plan	Plan				Total
			State Plan	CSS/ CPS*			
<i>(Rupees in lakh)</i>							
4216 Capital Outlay on Housing							
01 Government Residential Buildings							
700 Other Housing							
Other Area Sub-Plan (Construction)	0.00	0.00	0.00	0.00	0.00	6,34.39	0.00
Construction of A, B, C, D & E Type house in different Commissioner/ District/ Sub-division & Headquarter and Residential Buildings etc.	0.00	0.00	0.00	0.00	0.00	6,60.92	100.00
Other Housing (New Scheme)	0.00	0.00	0.00	0.00	0.00	13,65.60	0.00
Other Housing (Current Scheme)	0.00	0.00	0.00	0.00	0.00	28,45.48	0.00
Centrally Sponsored Scheme	0.00	0.00	0.00	0.00	0.00	3,13.28	0.00
Construction of Residential Buildings	5,98.11	0.00	18,73.61	0.00	18,73.61	27,38.11	213.26
Commissioner House in Ramgarh and other construction Residential Houses	0.00	0.00	0.00	0.00	0.00	2,84.25	0.00
Other schemes each costing rupees one crore and less	0.00	0.00	0.00	0.00	0.00	2,50.46	0.00
Total: 700	5,98.11	0.00	18,73.61	0.00	18,73.61	90,92.49	213.26
796 Tribal Area Sub-Plan							
Construction of A, B, C, D & E Type house in different Commissioner/ District/ Sub-division & Headquarter and Residential Buildings etc.	0.00	0.00	0.00	0.00	0.00	8,42.54	0.00

16. DETAILED STATEMENT OF CAPITAL EXPENDITURE BY MINOR HEADS AND SUBHEADS - contd.

Figures in italics represent charged expenditure

Nature of expenditure	Expenditure during 2013-14	Expenditure during 2014-15			Total	Expenditure to the end of 2014-15	Per cent of Increase(+) / Decrease (-) during the year
		Non-Plan	Plan				
			State Plan	CSS/ CPS*			
<i>(Rupees in lakh)</i>							
Construction etc. of A, B, C, D & E Type Quarters / District/ Sub-division/ Block Headquarter and Multi Storied Duplex house at Ranchi and other officer/ C.M. House, Dumka	0.00	0.00	0.00	0.00	0.00	0.00	0.00
Tribal Area Sub-Plan (Construction)	0.00	0.00	0.00	0.00	0.00	17,88.76	0.00
Buildings (Current Scheme)	0.00	0.00	0.00	0.00	0.00	32,64.47	0.00
Buildings (New Scheme)	0.00	0.00	0.00	0.00	0.00	12,89.01	0.00
Ministers Housing	0.00	0.00	0.00	0.00	0.00	3,91.91	0.00
Housing in Ranchi	0.00	0.00	0.00	0.00	0.00	5,79.62	0.00
Hon'ble Minister Housing	0.00	0.00	0.00	0.00	0.00	5,88.88	0.00
Residential Building	14,93.36	0.00	30,95.02	0.00	30,95.02	52,97.80	107.25
Construction of A, B, C, D and E type quarters in Ranchi/Gumla etc and construction of Halipad in Chief Ministers House	0.00	0.00	0.00	0.00	0.00	4,03.87	0.00
Other schemes each costing rupees one crore and less	0.00	0.00	0.00	0.00	0.00	3,36.74	0.00
Total: 796	14,93.36	0.00	30,95.02	0.00	30,95.02	1,47,83.60	107.25
Total: 01	20,91.47	0.00	49,68.63	0.00	49,68.63	2,38,76.09	137.57
Total: 4216	20,91.47	0.00	49,68.63	0.00	49,68.63	2,38,76.09	137.57

16. DETAILED STATEMENT OF CAPITAL EXPENDITURE BY MINOR HEADS AND SUBHEADS - contd.

Figures in italics represent charged expenditure

Nature of expenditure	Expenditure during 2013-14	Expenditure during 2014-15				Expenditure to the end of 2014-15	Per cent of Increase(+) / Decrease (-) during the year
		Non-Plan	Plan		Total		
			State Plan	CSS/ CPS*			
<i>(Rupees in lakh)</i>							
4217 Capital Outlay on Urban Development-							
03 Integrated Development of Small and Medium Towns-							
190 Investments in Public Sector and other Undertakings							
Grants-in-aid to urban local bodies for environmental improvement in urban slum areas	0.00	0.00	0.00	0.00	0.00	1,32.50	0.00
Total: 190	0.00	0.00	0.00	0.00	0.00	1,32.50	0.00
Total: 03	0.00	0.00	0.00	0.00	0.00	1,32.50	0.00
04 Slum Area Improvement							
190 Investments in Public Sector and other Undertakings							
Grants-in-aid to urban local bodies for environmental improvement in Urban Slum Areas	0.00	0.00	0.00	0.00	0.00	4,60.00	0.00
Total: 190	0.00	0.00	0.00	0.00	0.00	4,60.00	0.00
796 Tribal Area Sub-Plan							
Grants-in-aid to urban local bodies for environmental improvement in Urban Slum Areas	0.00	0.00	0.00	0.00	0.00	2,08.78	0.00
Total: 796	0.00	0.00	0.00	0.00	0.00	2,08.78	0.00
800 Other expenditure-							
Grants-in-aid to urban local bodies for environmental improvement in Urban Slum Areas	0.00	0.00	0.00	0.00	0.00	5,21.51	0.00
Total: 800	0.00	0.00	0.00	0.00	0.00	5,21.51	0.00
Total: 04					0.00	11,90.29	

16. DETAILED STATEMENT OF CAPITAL EXPENDITURE BY MINOR HEADS AND SUBHEADS - contd.

Figures in italics represent charged expenditure

Nature of expenditure	Expenditure during 2013-14	Expenditure during 2014-15			Total	Expenditure to the end of 2014-15	Per cent of Increase(+) / Decrease (-) during the year
		Non-Plan	Plan				
			State Plan	CSS/ CPS*			
<i>(Rupees in lakh)</i>							
60 Other Urban Development Schemes							
190 Investments in Public Sector and other Undertakings							
Grants-in-aid to urban local bodies for preparation of Urban Master Plan	0.00	0.00	0.00	0.00	0.00	7,91.86	0.00
Central share for night shelter	0.00	0.00	0.00	0.00	0.00	1,24.27	0.00
Grants-in-aid to urban local bodies for construction of bus stop	0.00	0.00	0.00	0.00	0.00	1,88.02	0.00
Assistance Grants for Civic Amenities in Urban Area	0.00	0.00	0.00	0.00	0.00	23,23.21	0.00
Assistance Grants for Swarnjayanti Urban Employment Scheme	0.00	0.00	0.00	0.00	0.00	3,67.31	0.00
Grants-in-aid to urban local bodies for centrally sponsored Balmiki Ambedker Slum Area Housing Scheme	0.00	0.00	0.00	0.00	0.00	4,88.87	0.00
Assistance grants for J.N.N.U.R.M	0.00	0.00	0.00	0.00	0.00	1,18,91.20	0.00
State Share of JNNURM / UIDSSMT / IHSDP/DSUP Schemes	0.00	0.00	0.00	0.00	0.00	3,00.00	0.00
Assistance Grants for land acquisition for Urban Bodes/Authorities	0.00	0.00	0.00	0.00	0.00	1,17.54	0.00
JNNURM /UIDSSMT / IHSDP /BSUP Schemes	0.00	0.00	0.00	0.00	0.00	35,00.00	0.00

16. DETAILED STATEMENT OF CAPITAL EXPENDITURE BY MINOR HEADS AND SUBHEADS - contd.

Figures in italics represent charged expenditure

Nature of expenditure	Expenditure during 2013-14	Expenditure during 2014-15			Expenditure to the end of 2014-15	Per cent of Increase(+) / Decrease (-) during the year	
		Non-Plan	Plan				
			State Plan	CSS/ CPS*			
<i>(Rupees in lakh)</i>							
Assistance Grants for Advisory work/ Master plan for JNNURM /UIDSSMT and other all type of schemes	0.00	0.00	0.00	0.00	0.00	9,85.69	0.00
Assistance Grants for land acquisition for Urban Bodies/Authorities	0.00	0.00	0.00	0.00	0.00	13,75.00	0.00
Assistance Grants for Centrally Sponsored JNNURM	0.00	0.00	0.00	0.00	0.00	36,52.48	0.00
Assistance Grants for Centrally Sponsored UIDSSM Scheme	0.00	0.00	0.00	0.00	0.00	2,28.05	0.00
Assistance Grants for BSUP scheme	0.00	0.00	0.00	0.00	0.00	12,16.70	0.00
Assistance grants for Centrally Sponsored IHSDP scheme	0.00	0.00	0.00	0.00	0.00	7,11.98	0.00
Central Grant under Local Bodies Grant Scheme on the recommendation of 12th Finance Commission	0.00	0.00	0.00	0.00	0.00	6,74.34	0.00
Assistance Grants for improvement of capability of Corporations /Bodies/ Authorities/Training Grants-in-aid to urban local bodies for environmental improvement scheme in slum areas	0.00	0.00	0.00	0.00	0.00	1,25.64	0.00
Grants-in-aid to urban local bodies for environmental improvement scheme in slum areas	0.00	0.00	0.00	0.00	0.00	3,36.28	0.00

16. DETAILED STATEMENT OF CAPITAL EXPENDITURE BY MINOR HEADS AND SUBHEADS - contd.

Figures in italics represent charged expenditure

Nature of expenditure	Expenditure during 2013-14	Expenditure during 2014-15			Total	Expenditure to the end of 2014-15	Per cent of Increase(+) / Decrease (-) during the year
		Non-Plan	Plan				
			State Plan	CSS/ CPS*			
		<i>(Rupees in lakh)</i>					
Assistance grants for improvement of capability of corporations/ bodies/ authorities/ training	0.00	0.00	0.00	0.00	0.00	1,81.89	0.00
Assistance to grants to S.J.S.R.Y (Central Share)	0.00	0.00	0.00	0.00	0.00	14,15.64	0.00
Other schemes each costing rupees one crore and less	0.00	0.00	0.00	0.00	0.00	5,73.99	0.00
Total: 190	0.00	0.00	0.00	0.00	0.00	3,15,69.96	0.00
191 Assistance to Municipal corporation							
Grants-in-aid to urban Land Management and Acquisition	0.00	0.00	0.00	0.00	0.00	8,39.95	0.00
Grants-in-aid for schemes sponsored by Ministry of U.D., Government of India	0.00	0.00	0.00	0.00	0.00	40,00.00	0.00
Grants-in-aid for schemes sponsored by Ministry of U.D., Government of India (ACA)	0.00	0.00	0.00	0.00	0.00	62,77.28	0.00
Grants-in-aid for schemes sponsored by Ministry of HUPA Government of India	0.00	0.00	0.00	0.00	0.00	15,00.82	0.00
Grants-in-aid for schemes sponsored by Ministry of HUPA Government of India(ACA)	0.00	0.00	0.00	0.00	0.00	3,08.87	0.00
Assistance grants for J.N.N.U.R.M (Additional Central Assistance)	0.00	0.00	0.00	0.00	0.00	88,00.00	0.00
Computerization, Modernization and Strengthening of Urban Administration	0.00	0.00	0.00	0.00	0.00	4,07.38	0.00
Grants-in-aid for Centrally sponsored SJSRY	0.00	0.00	0.00	0.00	0.00	4,42.12	0.00

16. DETAILED STATEMENT OF CAPITAL EXPENDITURE BY MINOR HEADS AND SUBHEADS - contd.

Figures in italics represent charged expenditure

Nature of expenditure	Expenditure during 2013-14	Expenditure during 2014-15			Total	Expenditure to the end of 2014-15	Per cent of Increase(+) / Decrease (-) during the year
		Non-Plan	Plan				
			State Plan	CSS/ CPS*			
<i>(Rupees in lakh)</i>							
Grants-in-aid for JNNURM (State Share)	0.00	0.00	0.00	0.00	0.00	18,16.79	0.00
Assistance to Municipal corporation	0.00	0.00	0.00	0.00	0.00	1,00.00	0.00
Other schemes each costing rupees one crore and less	0.00	0.00	0.00	0.00	0.00	28.15	0.00
Total: 191	0.00	0.00	0.00	0.00	0.00	2,45,21.36	0.00
789 Special Component Plan for Scheduled Castes							
Grants-in-aid for Civic Amenities in Urban Areas	0.00	0.00	0.00	0.00	0.00	4,04.97	0.00
Grants-in-aid for JNNURM (State Share)	0.00	0.00	0.00	0.00	0.00	9,50.59	0.00
Assistance Grants for Centrally Sponsored J.N.N.U.R.M.	0.00	0.00	0.00	0.00	0.00	12,93.30	0.00
Grants-in-aid for schemes sponsored by Ministry of U.D., Government of India	0.00	0.00	0.00	0.00	0.00	5,73.17	0.00
Grants-in-aid for schemes sponsored by Ministry of HUPA, Government of India	0.00	0.00	0.00	0.00	0.00	2,05.79	0.00
Central Grants for JNNURM/UIDSSMT/ IHSDP/ BSUP Scheme	0.00	0.00	0.00	0.00	0.00	9,69.81	0.00
Assistance for Centrally Sponsored B.S.U.P. Scheme	0.00	0.00	0.00	0.00	0.00	3,00.00	0.00
Assistance Grants for J.N.N.U.R.M.	0.00	0.00	0.00	0.00	0.00	18,32.28	0.00
Other schemes each costing rupees one crore and less	0.00	0.00	0.00	0.00	0.00	73.25	0.00
Total: 789	0.00	0.00	0.00	0.00	0.00	66,03.16	0.00

16. DETAILED STATEMENT OF CAPITAL EXPENDITURE BY MINOR HEADS AND SUBHEADS - contd.

Figures in italics represent charged expenditure

Nature of expenditure	Expenditure during 2013-14	Expenditure during 2014-15			Expenditure to the end of 2014-15	Per cent of Increase(+) / Decrease (-) during the year	
		Non-Plan	Plan	Total			
			State Plan	CSS/ CPS*			
<i>(Rupees in lakh)</i>							
796 Tribal Area Sub-Plan							
Grants to Urban Local Bodies for Balmiki Ambedkar Slum Area Housing Scheme	0.00	0.00	0.00	0.00	0.00	13,98.80	0.00
Civic Amenities in Urban Areas-Grants-in-aid	0.00	0.00	0.00	0.00	0.00	51,22.33	0.00
State Share for Centrally Sponsored JNNURM/UIDSSMT/IHSDP /BSUP Scheme	0.00	0.00	0.00	0.00	0.00	85,00.00	0.00
Assistance Grants for improvement of capability of Corporations /Bodies/ Authorities/Training	0.00	0.00	0.00	0.00	0.00	3,05.69	0.00
Assistance Grants for Centrally Sponsored JNNURM Scheme	0.00	0.00	0.00	0.00	0.00	1,74,20.13	0.00
Assistance Grants for Centrally Sponsored BSUP Scheme	0.00	0.00	0.00	0.00	0.00	20,24.96	0.00
Assistance Grants for Centrally Sponsored IHSDP Scheme	0.00	0.00	0.00	0.00	0.00	16,87.11	0.00
Assistance Grants for Advisory Work/ Master Plan for NURM/UIDSSMT and Other all Types of Schemes	0.00	0.00	0.00	0.00	0.00	4,93.77	0.00
Assistance Grants for acquisition of land for Urban Local Bodies /Authorities	0.00	0.00	0.00	0.00	0.00	9,74.86	0.00
Central Grants for JNNURM /UIDSSMT/ IHSDP/BSUP Schemes	0.00	0.00	0.00	0.00	0.00	48,42.40	0.00
Assistance Grants for UIDSSMT Schemes	0.00	0.00	0.00	0.00	0.00	5,77.61	0.00

16. DETAILED STATEMENT OF CAPITAL EXPENDITURE BY MINOR HEADS AND SUBHEADS - contd.

Figures in italics represent charged expenditure

Nature of expenditure	Expenditure during 2013-14	Expenditure during 2014-15				Expenditure to the end of 2014-15	Per cent of Increase(+) / Decrease (-) during the year
		Non-Plan	Plan		Total		
			State Plan	CSS/ CPS*			
<i>(Rupees in lakh)</i>							
Central Grant for development of Capital City Ranchi in the light of 12th Finance Commission	0.00	0.00	0.00	0.00	0.00	36,00.00	0.00
Central Grants under local bodies grant scheme in the light of the recommendation of 12th Finance Commission	0.00	0.00	0.00	0.00	0.00	7,47.96	0.00
Land Acquisition for Institutional Development in Ranchi	0.00	0.00	0.00	0.00	0.00	5,62.41	0.00
Grants-in-aid for JNNURM (State Share)	0.00	0.00	0.00	0.00	0.00	30,06.05	0.00
Grants-in-aid for Urban Land Management and Acquisition	0.00	0.00	0.00	0.00	0.00	15,55.95	0.00
Grants-in-aid for New Capital Complex	0.00	0.00	0.00	0.00	0.00	10,00.00	0.00
Grants-in-aid for schemes sponsored by Ministry of U.D., Government of India	0.00	0.00	0.00	0.00	0.00	3,21.78	0.00
Grants-in-aid for schemes sponsored by Ministry of HUPA, Government of India	14.11	0.00	0.00	0.00	0.00	11,73.75	(-)100.00
Grants-in-aid to Urban Local Bodies for scheme sponsored by Ministry of FPI Government of India	0.00	0.00	0.00	0.00	0.00	5,00.00	0.00
Other schemes each costing rupees one crore and less	0.00	0.00	0.00	0.00	0.00	1,72.34	0.00
Total: 796	14.11	0.00	0.00	0.00	0.00	5,59,87.90	(-)100.00

16. DETAILED STATEMENT OF CAPITAL EXPENDITURE BY MINOR HEADS AND SUBHEADS - contd.

Figures in italics represent charged expenditure

Nature of expenditure	Expenditure during 2013-14	Expenditure during 2014-15				Expenditure to the end of 2014-15	Per cent of Increase(+) / Decrease (-) during the year
		Non-Plan	Plan		Total		
			State Plan	CSS/ CPS*			
<i>(Rupees in lakh)</i>							
800 Other expenditure							
Grants for Construction of Community Building/Theatre	0.00	0.00	0.00	0.00	0.00	3,68.93	0.00
Purchase / Maintenance of sanitary machines	0.00	0.00	0.00	0.00	0.00	3,90.21	0.00
Assistance Grants for Civic Amenities in Urban Area	0.00	0.00	0.00	0.00	0.00	19,82.98	0.00
Beautification of Ranchi town	0.00	0.00	0.00	0.00	0.00	8,94.82	0.00
Beautification of Dumka town	0.00	0.00	0.00	0.00	0.00	4,04.47	0.00
Civic Amenities in urban areas-Grants for construction of Bus-stand	0.00	0.00	0.00	0.00	0.00	15,06.88	0.00
Grants-in-aid to Urban Local Bodies for Consolidated Urban Development	0.00	0.00	0.00	0.00	0.00	2,20.00	0.00
Other schemes each costing rupees one crore and less	0.00	0.00	0.00	0.00	0.00	2,21.50	0.00
Total: 800	0.00	0.00	0.00	0.00	0.00	59,89.79	0.00
Total: 60	14.11	0.00	0.00	0.00	0.00	12,46,72.17	(-)100.00
Total: 4217	14.11	0.00	0.00	0.00	0.00	12,59,94.96	(-)100.00
Total: (c)	3,42,07.34	0.00	1,88,90.19	0.00	1,88,90.19	43,28,35.50	(-)44.78

16. DETAILED STATEMENT OF CAPITAL EXPENDITURE BY MINOR HEADS AND SUBHEADS - contd.

Figures in italics represent charged expenditure

Nature of expenditure	Expenditure during 2013-14	Expenditure during 2014-15			Expenditure to the end of 2014-15	Per cent of Increase(+) / Decrease (-) during the year	
		Non-Plan	Plan				
			State Plan	CSS/ CPS*			
<i>(Rupees in lakh)</i>							
(d) Capital Account of Information and Broadcasting							
4220 Capital Account on Information and Publicity							
60 Others							
101 Buildings							
Regional Publicity Scheme- Information Building Construction	0.00	0.00	45.00	0.00	45.00	45.00	100.00
Total: 101	0.00	0.00	45.00	0.00	45.00	45.00	100.00
Total: 60	0.00	0.00	45.00	0.00	45.00	45.00	100.00
Total: 4220	0.00	0.00	45.00	0.00	45.00	45.00	100.00
Total: (d)	0.00	0.00	45.00	0.00	45.00	45.00	100.00
(e) Capital Account of Welfare of Scheduled Castes, Scheduled Tribes and other Backward Classes							
4225 Capital Outlay on Welfare of Scheduled Castes, Scheduled Tribes and other Backward Classes							
01 Welfare of Scheduled Castes							
277 Education							
Other schemes each costing rupees one crore and less	0.00	0.00	0.00	0.00	0.00	2,71.32	0.00
Total: 277	0.00	0.00	0.00	0.00	0.00	2,71.32	0.00

16. DETAILED STATEMENT OF CAPITAL EXPENDITURE BY MINOR HEADS AND SUBHEADS - contd.

Figures in italics represent charged expenditure

Nature of expenditure	Expenditure during 2013-14	Expenditure during 2014-15			Expenditure to the end of 2014-15	Per cent of Increase(+) / Decrease (-) during the year	
		Non-Plan	Plan				
			State Plan	CSS/ CPS*			
<i>(Rupees in lakh)</i>							
789 Special Component Plan for Scheduled Castes							
Hostel for boys/girls student- Major Works	0.00	0.00	0.00	0.00	0.00	20,86.76	0.00
Hostel for boys Student	0.00	0.00	0.00	0.00	0.00	1,00.53	0.00
Renovation of Hostels	1,66.45	0.00	53.36	0.00	53.36	5,30.69	(-)67.94
Renovation and Construction of Residential Schools	10.14	0.00	1,89.70	0.00	1,89.70	6,52.96	1770.81
Renovation of Hostels	0.00	0.00	0.00	0.00	0.00	1,91.80	0.00
Total: 789	1,76.59	0.00	2,43.06	0.00	2,43.06	35,62.74	37.64
796 Tribal Area Sub-Plan							
Hostel for boys/girls student- Major Construction Works	0.00	0.00	0.00	0.00	0.00	2,91.99	0.00
Total: 796	0.00	0.00	0.00	0.00	0.00	2,91.99	0.00
Total: 01	1,76.59	0.00	2,43.06	0.00	2,43.06	41,26.05	37.64
02 Welfare of Scheduled Tribes							
277 Education							
Hostel for boys/girls student- Major Works	52.96	0.00	2.47	0.00	2.47	4,39.80	(-)95.34
Construction of Manjhi House, Manki, Munda House, Paraha House, Pargana House and Dhumkurya House	0.00	0.00	48.71	0.00	48.71	48.71	100.00
Renovation and Boundary Wall of Tribe's Jaheerthan/ Hergandi/ Masna/ Sarna	0.00	0.00	1,85.83	0.00	1,85.83	1,85.83	100.00
Hostel for boys and girls Renovation of Hostels	5.27	0.00	0.00	0.00	0.00	4,66.72	(-)100.00

16. DETAILED STATEMENT OF CAPITAL EXPENDITURE BY MINOR HEADS AND SUBHEADS - contd.

Figures in italics represent charged expenditure

Nature of expenditure	Expenditure during 2013-14	Expenditure during 2014-15				Expenditure to the end of 2014-15	Per cent of Increase(+) / Decrease (-) during the year
		Non-Plan	Plan		Total		
			State Plan	CSS/ CPS*			
<i>(Rupees in lakh)</i>							
Other schemes each costing rupees one crore and less	0.00	0.00	0.00	0.00	0.00	3,09.89	0.00
Total: 277	58.23	0.00	2,37.01	0.00	2,37.01	14,50.95	307.02
283 Housing							
Construction of houses for Scheduled Tribes	73.45	0.00	1,57.95	0.00	1,57.95	78,15.34	115.04
Total: 283	73.45	0.00	1,57.95	0.00	1,57.95	78,15.34	115.04
796 Tribal Area Sub-Plan							
Hostel for boys and girls	0.00	0.00	0.00	0.00	0.00	20,71.05	0.00
Hostel for boys and girls student-Major Works	1,00.00	0.00	0.00	0.00	0.00	5,09.86	(-)100.00
Renovation of construction of Residential School (Birsa Munda D.A.V school)	0.00	0.00	0.00	0.00	0.00	7,09.80	0.00
Article 275 (1) of the Constitution	73,69.50	0.00	1,00,00.00	0.00	1,00,00.00	5,43,01.63	35.69
Construction/ Renovation of Residential School	10.84	0.00	0.00	0.00	0.00	4,92.63	(-)100.00
Construction of House for Scheduled Tribes	64.60	0.00	4,86.85	0.00	4,86.85	27,54.78	653.64
Hostel for boys and girls student-Major Works	0.00	0.00	27.45	0.00	27.45	10,95.59	100.00
Construction of Manjhi House, Manki, Munda House, Paraha House, Paragana House and Dhumkurya House	0.00	0.00	1,46.13	0.00	1,46.13	1,46.13	100.00
Renovation and Boundary Wall of Tribe's Jaheerthan/ Hergandi/ Masna/ Sarna	0.00	0.00	2,89.81	0.00	2,89.81	2,89.81	100.00

16. DETAILED STATEMENT OF CAPITAL EXPENDITURE BY MINOR HEADS AND SUBHEADS - contd.

Figures in italics represent charged expenditure

Nature of expenditure	Expenditure during 2013-14	Expenditure during 2014-15			Expenditure to the end of 2014-15	Per cent of Increase(+) / Decrease (-) during the year	
		Non-Plan	Plan	Total			
			State Plan	CSS/ CPS*			
		<i>(Rupees in lakh)</i>					
Upgradation of Plus 2 Residential School	0.00	0.00	1,00.00	0.00	1,00.00	1,00.00	100.00
Opening and Maintenance of Ashram/ Eklavya School	0.00	0.00	0.00	0.00	0.00	6,60.69	0.00
Renovation/Construction of Paharia Day Residential School (Birsas Munda D.A.V. School)	2,00.00	0.00	2,00.00	0.00	2,00.00	4,00.00	0.00
Other Schemes each costing rupees one crore and less	0.00	0.00	0.00	0.00	0.00	3,75.67	0.00
Total: 796	77,44.94	0.00	1,12,50.24	0.00	1,12,50.24	6,39,07.64	45.26
Total: 02	78,76.62	0.00	1,16,45.20	0.00	1,16,45.20	7,31,73.93	47.85
03 Welfare of Backward Classes							
277 Education							
Hostel for boys/girls student- Major Works	0.00	0.00	25.00	0.00	25.00	3,54.16	100.00
Other Schemes each costing rupees one crore and less	8.30	0.00	0.00	0.00	0.00	4,96.42	(-)100.00
Total: 277	8.30	0.00	25.00	0.00	25.00	8,50.58	201.20
796 Tribal Area Sub-Plan							
Construction of Residential School	0.00	0.00	0.00	0.00	0.00	1,37.03	0.00
Hostel for boys and girls student-Major Works	0.00	0.00	5.00	0.00	5.00	3,61.48	100.00
Other Schemes each costing rupees one crore and less	0.00	0.00	0.00	0.00	0.00	3,79.21	0.00
Total: 796	0.00	0.00	5.00	0.00	5.00	8,77.72	100.00
Total: 03	8.30	0.00	30.00	0.00	30.00	17,28.30	261.45

16. DETAILED STATEMENT OF CAPITAL EXPENDITURE BY MINOR HEADS AND SUBHEADS - contd.

Figures in italics represent charged expenditure

Nature of expenditure	Expenditure during 2013-14	Expenditure during 2014-15			Expenditure to the end of 2014-15	Per cent of Increase(+) / Decrease (-) during the year	
		Non-Plan	Plan	Total			
			State Plan	CSS/ CPS*			
<i>(Rupees in lakh)</i>							
80 General							
277 Education							
Minority Welfare Department - Construction of hostel for minority boys and girls student	3,43.03	0.00	1,04.54	0.00	1,04.54	15,21.12	(-)69.52
Cycle scheme for Minority Girls students	5,81.00	0.00	6,00.00	0.00	6,00.00	27,40.46	3.27
Concrete boundary for graveyard	4,31.06	0.00	7,13.34	0.00	7,13.34	24,04.81	65.49
Support to Minority Educational Institution	0.00	0.00	0.00	0.00	0.00	4,75.00	0.00
Multi Sectoral Development Programme for Minority Caste	0.00	0.00	1,12.36	40.50(*)	1,52.86	1,52.86	100.00
Kiyosk Construction	0.00	0.00	36.50	0.00	36.50	36.50	100.00
Other Schemes each costing rupees one crore and less	29.35	0.00	28.68	0.00	28.68	2,85.49	(-)2.28
Total: 277	13,84.44	0.00	15,95.42	40.50(*)	16,35.92	76,16.24	18.16
796 Tribal Area Sub-Plan							
Concrete Boundary for Graveyard	4,00.82	0.00	6,98.67	0.00	6,98.67	36,14.21	74.31
Minority Welfare Department, Construction of hostel for Minority boys and girls student	1,83.50	0.00	1,28.70	0.00	1,28.70	19,98.12	(-)29.86
Commercial Training for the Minority boys and girls student	0.00	0.00	0.00	0.00	0.00	4,57.10	0.00

16. DETAILED STATEMENT OF CAPITAL EXPENDITURE BY MINOR HEADS AND SUBHEADS - contd.

Figures in italics represent charged expenditure

Nature of expenditure	Expenditure during 2013-14	Expenditure during 2014-15			Total	Expenditure to the end of 2014-15	Per cent of Increase(+) / Decrease (-) during the year
		Non-Plan	Plan				
			State Plan	CSS/ CPS*			
<i>(Rupees in lakh)</i>							
Construction of Haz House	0.00	0.00	1,75.00	0.00	1,75.00	6,62.80	0.00
Construction of Kiyosk for the Minority	0.00	0.00	30.26	0.00	30.26	8,03.63	0.00
Cycle Scheme for minority girls student	5,00.00	0.00	5,00.00	0.00	5,00.00	22,93.23	0.00
Hostels - Utensil, Furniture and T.V	6,13.64	0.00	39.08	0.00	39.08	36,16.37	(-)93.63
Pre-matric scholarship for minority classes	0.00	0.00	0.00	0.00	0.00	3,76.22	0.00
Multi Sectoral Development Programme for Minority Caste	49,25.11	0.00	10.64	7,01.52(*)	7,12.16	1,74,56.83	(-)85.54
Post-matric scholarship for minority classes	6,58.62	0.00	0.00	6,73.68(*)	6,73.68	30,91.17	2.29
Merit - cum - means scholarship	0.00	0.00	0.00	5,99.96(*)	5,99.96	14,90.08	0.00
Share Capital to Minority Development and Finance Corporation	25.00	0.00	50.00	0.00	50.00	2,25.00	100.00
Grants to Minority Development and Finance Corporation	50.00	0.00	1,00.00	0.00	1,00.00	1,50.00(a)	100.00
Minority Post Matric Scholarship	0.00	0.00	0.00	0.00	0.00	6,60.00	0.00
Other schemes each costing rupees one crore and less	0.00	0.00	10.00	0.00	10.00	4,50.04	100.00
Total: 796	73,56.69	0.00	17,42.35	0.00	37,17.51	3,73,44.80	(-)49.47
				19,75.16(*)			

(a) Grants-in-aid of ₹ 50.00 lakh paid to Minority Development and Finance Corporation under Capital section.

(*) Relates to CPS

16. DETAILED STATEMENT OF CAPITAL EXPENDITURE BY MINOR HEADS AND SUBHEADS - contd.

Figures in italics represent charged expenditure

Nature of expenditure	Expenditure during 2013-14	Expenditure during 2014-15			Total	Expenditure to the end of 2014-15	Per cent of Increase(+) / Decrease (-) during the year
		Non-Plan	Plan				
			State Plan	CSS/ CPS*			
<i>(Rupees in lakh)</i>							
800 Other expenditure							
Construction of Hostel for Minority students	0.00	0.00	0.00	0.00	0.00	4,69.20	0.00
Concrete Boundary of Graveyard	0.00	0.00	0.00	0.00	0.00	8,07.78	0.00
Minority Welfare Department- Construction of Hostel for Minority boys and girls student	0.00	0.00	0.00	0.00	0.00	7,05.38	0.00
Concrete Boundary of Graveyard	0.00	0.00	0.00	0.00	0.00	6,49.56	0.00
Cycle Scheme for minority girls student	0.00	0.00	0.00	0.00	0.00	3,15.23	0.00
Merit - cum-Means Scholarship	0.00	0.00	0.00	0.00	0.00	1,90.12	0.00
Pre matric scholarship for Minority Classes	0.00	0.00	0.00	0.00	0.00	2,00.00	0.00
Post-entrance scholarship for Minority Classes	0.00	0.00	0.00	0.00	0.00	3,73.66	0.00
Multi Sectoral Development Programme for Minority classes	0.00	0.00	0.00	0.00	0.00	22,93.89	0.00
Other schemes each costing rupees one crore and less	0.00	0.00	0.00	0.00	0.00	5,02.06	0.00
Total: 800	0.00	0.00	0.00	0.00	0.00	65,06.88	0.00
Total: 80	87,41.13	0.00	33,37.77	0.00	53,53.43	5,14,67.92	(-)38.76
				20,15.66 (*)			
Total: 4225	1,68,02.64	0.00	1,52,56.03	0.00	1,72,71.69	13,04,96.20	2.79
				20,15.66 (*)			
Total: (e)	1,68,02.64	0.00	1,52,56.03	0.00	1,72,71.69	13,04,96.20	2.79
				20,15.66 (*)			

16. DETAILED STATEMENT OF CAPITAL EXPENDITURE BY MINOR HEADS AND SUBHEADS - contd.

Figures in italics represent charged expenditure

Nature of expenditure	Expenditure during 2013-14	Expenditure during 2014-15				Expenditure to the end of 2014-15	Per cent of Increase(+) / Decrease (-) during the year
		Non-Plan	Plan		Total		
			State Plan	CSS/ CPS*			
<i>(Rupees in lakh)</i>							
(g) Capital Account of Social Security and Welfare							
4235 Capital Outlay on Social Security and Welfare							
02 Social Welfare							
103 Women's Welfare							
Construction of Aganbari Kendra Bhawan under the re-commendation of 13th Finance Commission	48,62.96	0.00	76,24.87	0.00	76,24.87	1,88,39.71	56.79
Purchase of Vehicles for District Social Welfare Officers and CDPOS	0.00	0.00	0.00	0.00	0.00	1,88.14	0.00
Total -103	48,62.96	0.00	76,24.87	0.00	76,24.87	1,90,27.85	56.79
106 Correctional Services							
Construction of Old Age Home	0.00	0.00	1,54.10	0.00	1,54.10	1,54.10	100.00
Total -106	0.00	0.00	1,54.10	0.00	1,54.10	1,54.10	100.00
796 Tribal Area Sub-plan							
Construction of Aganbari Kendra Bhawan under the re-commendation of 13th Finance Commission	54,00.00	0.00	80,14.46	0.00	80,14.46	1,78,63.96	48.42
Construction of Old Age Home	0.00	0.00	2,08.61	0.00	2,08.61	2,08.61	100.00
Purchase of Vehicles for District Social Welfare Officers and CDPOS	0.00	0.00	0.00	0.00	0.00	47.04	0.00
Total - 796	54,00.00		82,23.07	0.00	82,23.07	1,81,19.61	52.28
Total - 4235	1,02,62.96	0.00	1,60,02.04	0.00	1,60,02.04	3,73,01.56	55.92
Total: (g)	1,02,62.96	0.00	1,60,02.04	0.00	1,60,02.04	3,73,01.56	55.92

16. DETAILED STATEMENT OF CAPITAL EXPENDITURE BY MINOR HEADS AND SUBHEADS - contd.

Figures in italics represent charged expenditure

Nature of expenditure	Expenditure during 2013-14	Expenditure during 2014-15			Expenditure to the end of 2014-15	Per cent of Increase(+) / Decrease (-) during the year	
		Non-Plan	Plan				
			State Plan	CSS/ CPS*			
<i>(Rupees in lakh)</i>							
(h) Capital Account of Other Social Services							
4250 Capital Account on other Social Services							
203 Employment							
Construction of it is and Allied Buildings	0.00	0.00	1,02.75	0.00	1,02.75	100.00	
Construction of Buildings of 20 ITIS under the recommendation of 13th Finance Commission	0.00	0.00	25,74.07	0.00	25,74.07	100.00	
Repairs and Maintenance of ITIS and Allied Offices	0.00	0.00	98.59	0.00	98.59	100.00	
Total - 203	0.00	0.00	27,75.41	0.00	27,75.41	100.00	
796 Tribal Area Sub-plan							
Construction of it is and Allied Buildings	0.00	0.00	3,15.21	0.00	3,15.21	100.00	
Construction of Buildings of 20 it is under the recommendation of 13th Finance Commission	0.00	0.00	10,75.00	0.00	10,75.00	100.00	
Repairs and Maintenance of it is and Allied Offices	0.00	0.00	68.13	0.00	68.13	100.00	
Construction of Buildings	0.00	0.00	1,13.62	0.00	1,13.62	100.00	
Total - 796	0.00	0.00	15,71.96	0.00	15,71.96	100.00	
Total - 4250	0.00	0.00	43,47.37	0.00	43,47.37	100.00	
Total: (h)	0.00	0.00	43,47.37	0.00	43,47.37	100.00	
Total: B Capital Account of Social Services	9,24,11.65	0.00	8,72,89.18	0.00	9,09,50.39	91,03,81.74	(-1.58)
							36,61.21 (*)

(*) Relates to CPS

16. DETAILED STATEMENT OF CAPITAL EXPENDITURE BY MINOR HEADS AND SUBHEADS - contd.

Figures in italics represent charged expenditure

Nature of expenditure	Expenditure during 2013-14	Expenditure during 2014-15			Expenditure to the end of 2014-15	Per cent of Increase(+) / Decrease (-) during the year	
		Non-Plan	Plan				
			State Plan	CSS/ CPS*			
<i>(Rupees in lakh)</i>							
C- Capital Account of Economic Services-							
(a) Capital Account of Agricultural and Allied Activities-							
4401 Capital Outlay on Crop Husbandry							
101 Farming cooperatives							
Strengthening of Infrastructure, Land Acquisition and other support facilities of Agriculture Department for effective implementation and monitoring of agriculture schemes	0.00	0.00	1,42.61	0.00	1,42.61	1,42.61	100.00
Total: 101	0.00	0.00	1,42.61	0.00	1,42.61	1,42.61	100.00
190 Investments in Public Sector and other undertakings							
Investments in Public Sector and other undertakings	0.00	0.00	0.00	0.00	0.00	62.98	0.00
Total: 190	0.00	0.00	0.00	0.00	0.00	62.98	0.00
277 Education-							
Other schemes each costing rupees one crore and less	0.00	0.00	0.00	0.00	0.00	1,02.72	0.00
Total: 277	0.00	0.00	0.00	0.00	0.00	1,02.72	0.00
796 Tribal Area Sub-Plan							
Development and Extension of Agriculture Technology	80.00	0.00	0.00	0.00	0.00	3,29.55	100.00

16. DETAILED STATEMENT OF CAPITAL EXPENDITURE BY MINOR HEADS AND SUBHEADS - contd.

Figures in italics represent charged expenditure

Nature of expenditure	Expenditure during 2013-14	Expenditure during 2014-15			Total	Expenditure to the end of 2014-15	Per cent of Increase(+) / Decrease (-) during the year
		Non-Plan	Plan				
			State Plan	CSS/ CPS*			
<i>(Rupees in lakh)</i>							
Strengthening of Infrastructure, Land Acquisition and other support facilities of Agriculture Department for effective implementation and monitoring of agriculture schemes	0.00	0.00	6,98.11	0.00	6,98.11	6,98.11	100.00
Technology Agriculture	0.00	0.00	0.00	0.00	0.00	1,60.00	0.00
Grants to State Seed Corporation	0.00	0.00	0.00	0.00	0.00	15,00.00	0.00
Other schemes each costing rupees one crore and less	0.00	0.00	0.00	0.00	0.00	99.94	0.00
Total: 796	80.00	0.00	6,98.11	0.00	6,98.11	27,87.60	772.64
800 Other expenditure							
Implementation of Agro Export Zone	0.00	0.00	0.00	0.00	0.00	3,50.00	0.00
Establishment of Horticulture Centre in Chatra District	0.00	0.00	0.00	0.00	0.00	2,00.00	0.00
Establishment of Agriculture Technical Park in Dhanbad	0.00	0.00	0.00	0.00	0.00	3,00.00	0.00
Development and Extension of Agriculture Technology	69.99	0.00	0.00	0.00	0.00	2,09.99	(-)100.00
Other schemes each costing rupees one crore and less	0.00	0.00	0.00	0.00	0.00	3,50.00	0.00
Total: 800	69.99	0.00	0.00	0.00	0.00	14,09.99	(-)100.00
Total: 4401	1,49.99	0.00	8,40.72	0.00	8,40.72	45,05.90	460.52

16. DETAILED STATEMENT OF CAPITAL EXPENDITURE BY MINOR HEADS AND SUBHEADS - contd.

Figures in italics represent charged expenditure

Nature of expenditure	Expenditure during 2013-14	Expenditure during 2014-15			Expenditure to the end of 2014-15	Per cent of Increase(+) / Decrease (-) during the year	
		Non-Plan	Plan				
			State Plan	CSS/ CPS*			
<i>(Rupees in lakh)</i>							
4402 Capital Outlay on Soil and Water Conservation							
203 Land Reclamation and Development							
Development of Waste Land and Follow Land	0.00	0.00	16,96.66	0.00	16,96.66	16,96.66	100.00
Total: 203	0.00	0.00	16,96.66	0.00	16,96.66	16,96.66	100.00
789 Special Component for Scheduled Castes							
Development of Waste Land and Follow Land	0.00	0.00	99.89	0.00	99.89	99.89	100.00
Total: 789	0.00	0.00	99.89	0.00	99.89	99.89	100.00
796 Tribal Area Sub-Plan							
Development of Waste Land and Follow Land	0.00	0.00	16,90.31	0.00	16,90.31	16,90.31	100.00
Total: 796	0.00	0.00	16,90.31	0.00	16,90.31	16,90.31	100.00
Total: 4402	0.00	0.00	34,86.86	0.00	34,86.86	34,86.86	100.00
4403 Capital Outlay on Animal Husbandry							
101 Veterinary Services on Animal Health							
Modernisation of Animal Hospitals	0.00	0.00	20.58	0.00	20.58	20.58	100.00
Pet Clinic	0.00	0.00	19.74	0.00	19.74	19.74	100.00
Total: 101	0.00	0.00	40.32	0.00	40.32	40.32	100.00

16. DETAILED STATEMENT OF CAPITAL EXPENDITURE BY MINOR HEADS AND SUBHEADS - contd.

Figures in italics represent charged expenditure

Nature of expenditure	Expenditure during 2013-14	Expenditure during 2014-15			Expenditure to the end of 2014-15	Per cent of Increase(+) / Decrease (-) during the year	
		Non-Plan	Plan				
			State Plan	CSS/ CPS*			
<i>(Rupees in lakh)</i>							
106 Other Live Stock Development							
RKVY- Establishment of Laboratory at LRS on GMP Standard	0.00	0.00	5,00.00	0.00	5,00.00	5,00.00	100.00
RKVY- Frozen Siemen Bull Station	0.00	0.00	20.02	0.00	20.02	20.02	100.00
State Running Farm	0.00	0.00	51.36		51.36	51.36	0.00
Total: 106	0.00	0.00	5,71.38	0.00	5,71.38	5,71.38	100.00
796 Tribal Area Sub-Plan							
Direction and Administration	0.00	0.00	1,45.99	0.00	1,45.99	1,45.99	100.00
RKVY-Sukar Vikash	0.00	0.00	21.41	0.00	21.41	21.41	100.00
Pet Clinic	0.00	0.00	9.58	0.00	9.58	9.58	100.00
State Running Farm	0.00	0.00	10.00	0.00	10.00	10.00	0.00
Total: 796	0.00	0.00	1,86.98	0.00	1,86.98	40.99	100.00
800 Other expenditure							
Direction and Administration	0.00	0.00	40.71	0.00	40.71	40.71	100.00
Total: 800	0.00	0.00	40.71	0.00	40.71	81.70	100.00
Total: 4403	0.00	0.00	8,39.39	0.00	8,39.39	8,39.39	100.00
4404 Capital Outlay on Dairy Development							
102 Dairy Development Projects							
Regional and District Administration and Extension	0.00	0.00	2,29.70	0.00	2,29.70	2,29.70	100.00
Gokul Nagar Yojana	0.00	0.00	64.07	0.00	64.07	64.07	100.00
Total: 102	0.00	0.00	2,93.77	0.00	2,93.77	2,93.77	100.00
109 Extension and Training							
Extension and Training	0.00	0.00	45.00	0.00	45.00	45.00	100.00
Total: 109	0.00	0.00	45.00	0.00	45.00	45.00	100.00

16. DETAILED STATEMENT OF CAPITAL EXPENDITURE BY MINOR HEADS AND SUBHEADS - contd.

Figures in italics represent charged expenditure

Nature of expenditure	Expenditure during 2013-14	Expenditure during 2014-15			Expenditure to the end of 2014-15	Per cent of Increase(+) / Decrease (-) during the year	
		Non-Plan	Plan				
			State Plan	CSS/ CPS*			
<i>(Rupees in lakh)</i>							
190 Investments in Public Sector and other undertakings							
Share Capital to Milk Federation	10,00.00	0.00	7,00.00	0.00	7,00.00	17,00.00	(-)30.00
Total: 190	10,00.00	0.00	7,00.00	0.00	7,00.00	17,00.00	(-)30.00
789 Special Component for Scheduled Castes							
Gokul Nagar Yojana	0.00	0.00	50.92	0.00	50.92	50.92	100.00
Total: 789	0.00	0.00	50.92	0.00	50.92	50.92	100.00
796 Tribal Area Sub-Plan							
Extention and Training	0.00	0.00	48.10	0.00	48.10	48.10	100.00
Gokul Nagar Yojana	0.00	0.00	1,52.39		1,52.39	1,52.39	100.00
Total: 796	0.00	0.00	2,00.49	0.00	2,00.49	2,00.49	100.00
Total: 4404	10,00.00	0.00	12,90.18	0.00	12,90.18	22,90.18	29.02
4405 Capital Outlay on Fisheries							
101 Inland Fisheries							
Construction of house for fisherman	1,60.00	0.00	87.00	87.00	1,74.00	5,21.50	8.75
Mass Insurance, Tube Well, Housing for Fishermen	0.00	0.00	0.00	0.00	0.00	6,15.20	0.00
Reclamation and Renovation of Tank Fisheries	0.00	0.00	70.98	0.00	70.98	70.98	0.00
Fisheries Research Scheme	0.00	0.00	5.54	0.00	5.54	5.54	0.00
Fisheries Domestic Market	0.00	0.00	9.60	0.00	9.60	9.60	0.00
Construction of rearing pond	0.00	0.00	1,14.82	0.00	1,14.82	1,14.82	0.00
Construction of house for fishermen (Including Tubewells)	0.00	0.00	1,41.93	0.00	1,41.93	1,41.93	0.00
Total : 101	1,60.00	0.00	4,29.87	87.00	5,16.87	14,79.57	223.04

16. DETAILED STATEMENT OF CAPITAL EXPENDITURE BY MINOR HEADS AND SUBHEADS - contd.

Figures in italics represent charged expenditure

Nature of expenditure	Expenditure during 2013-14	Expenditure during 2014-15			Total	Expenditure to the end of 2014-15	Per cent of Increase(+) / Decrease (-) during the year
		Non-Plan	Plan				
			State Plan	CSS/ CPS*			
<i>(Rupees in lakh)</i>							
789 Special Component Plan for Scheduled Castes-							
Construction of house for fishermen (Including Tubewells)	76.20	0.00	90.75	84.75	1,75.50	4,49.70	130.31
Reclamation and Renovation of Tank Fisheries	0.00	0.00	15.00	0.00	15.00	15.00	0.00
Construction of rearing pond	0.00	0.00	5.66	0.00	5.66	5.66	0.00
Other schemes each costing rupees one crore and less	0.00	0.00	0.00	0.00	0.00	2,53.73	0.00
Total: 789	76.20	0.00	1,11.41	84.75	1,96.16	7,24.09	157.43
796 Tribal Area Sub-Plan							
Construction of house for fishermen (Including Tubewells)	1,40.00	0.00	0.00	0.00	0.00	3,65.90	(-)100.00
Housing, lavatory, drinking water and other civic amenities for fishermen	0.00	0.00	0.00	0.00	0.00	2,50.72	0.00
RKVY- Stream I	0.00	0.00	9.54	0.00	9.54	9.54	0.00
Reclamation and Renovation of Tank Fisheries	0.00	0.00	56.95	0.00	56.95	56.95	0.00
Reorganisation of Fish Farmer Training Centre	0.00	0.00	6.30	0.00	6.30	6.30	0.00
Fisheries Domestic Market	0.00	0.00	18.00	0.00	18.00	18.00	0.00
Construction of rearing pond	0.00	0.00	28.63	0.00	28.63	28.63	0.00

16. DETAILED STATEMENT OF CAPITAL EXPENDITURE BY MINOR HEADS AND SUBHEADS - contd.

Figures in italics represent charged expenditure

Nature of expenditure	Expenditure during 2013-14	Expenditure during 2014-15			Expenditure to the end of 2014-15	Per cent of Increase(+) / Decrease (-) during the year	
		Non-Plan	Plan				Total
			State Plan	CSS/ CPS*			
<i>(Rupees in lakh)</i>							
Establishment of Fisheries Research and Development Centre	0.00	0.00	1,44.51	0.00	1,44.51	1,44.51	0.00
Other schemes each costing rupees one crore and less	0.00	0.00	0.00	0.00	0.00	72.40	0.00
Total - 796	1,40.00	0.00	2,63.93	0.00	2,63.93	9,52.95	88.52
800 Other expenditure							
Housing, Lavatory, Drinking water and other Civic amenities to Fishermen	0.00	0.00	0.00	0.00	0.00	14,12.01	0.00
Construction of house for fishermen	0.00	0.00	0.00	0.00	0.00	2,00.00	0.00
Other schemes each costing rupees one crore and less	0.00	0.00	0.00	0.00	0.00	18.07	0.00
Total: 800	0.00	0.00	0.00	0.00	0.00	16,30.08	0.00
Total: 4405	3,76.20	0.00	8,05.21	1,71.75	9,76.96	47,86.69	159.69
4406 Capital Outlay on Forestry and Wild Life							
01 Forestry							
190 Investments in Public Sector and other undertakings							
Grants to Jharkhand State Pollution Control Board	0.00	0.00	0.00	0.00	0.00	1,55.00	0.00
Grants - in - aid to Jharkhand Zoo Authority	0.00	0.00	3,00.00	0.00	3,00.00	22,00.00	0.00

16. DETAILED STATEMENT OF CAPITAL EXPENDITURE BY MINOR HEADS AND SUBHEADS - contd.

Figures in italics represent charged expenditure

Nature of expenditure	Expenditure during 2013-14	Expenditure during 2014-15				Expenditure to the end of 2014-15	Per cent of Increase(+) / Decrease (-) during the year
		Non-Plan	Plan		Total		
			State Plan	CSS/ CPS*			
<i>(Rupees in lakh)</i>							
Grants to State Bio - diversity Council	0.00	0.00	0.00	0.00	0.00	1,00.00	0.00
Share Capital to Jharkhand State Forest Development Corporation	0.00	0.00	0.00	0.00	0.00	5.00	0.00
Other schemes each costing rupees one crore and less	0.00	0.00	0.00	0.00	0.00	70.00	0.00
Total: 190	0.00	0.00	3,00.00	0.00	3,00.00	25,30.00	0.00
Total: 01	0.00	0.00	3,00.00	0.00	3,00.00	25,30.00	0.00
04 Afforestation and Ecological Development							
190 Investments in Public Sector and other undertakings	0.00	0.00	0.00	0.00	0.00	4,00.00	0.00
Total: 190	0.00	0.00	0.00	0.00	0.00	4,00.00	100.00
Total: 04	0.00	0.00	3,00.00	0.00	3,00.00	4,00.00	100.00
Total: 4406	0.00	0.00	3,00.00	0.00	3,00.00	29,30.00	100.00
4408 Capital Outlay on Food Storage and Warehousing							
101 Procurement and Supply							
Gown Construction/ Renovation	0.00	0.00	6,15.40	0.00	6,15.40	6,15.40(*)	100.00
Total: 101	0.00	0.00	6,15.40	0.00	6,15.40	6,15.40(*)	100.00
789 Special Component Plan for Scheduled Castes-							
Gown Construction/ Renovation	0.00	0.00	2,62.72	0.00	2,62.72	2,62.72(*)	100.00
Total: 789	0.00	0.00	2,62.72	0.00	2,62.72	2,62.72(*)	100.00

16. DETAILED STATEMENT OF CAPITAL EXPENDITURE BY MINOR HEADS AND SUBHEADS - contd.

Figures in italics represent charged expenditure

Nature of expenditure	Expenditure during 2013-14	Expenditure during 2014-15			Total	Expenditure to the end of 2014-15	Per cent of Increase(+) / Decrease (-) during the year
		Non-Plan	Plan				
			State Plan	CSS/ CPS*			
<i>(Rupees in lakh)</i>							
796 Tribal Area Sub-Plan							
Gown Construction/ Renovation	0.00	0.00	3,61.50	0.00	3,61.50	3,61.50(*)	100.00
Total: 796	0.00	0.00	3,61.50	0.00	3,61.50	3,61.50(*)	100.00
Total: 4408	0.00	0.00	12,39.62	0.00	12,39.62	12,39.62	100.00
4425 Capital Outlay on Co-operation							
107 Investments in Credit Co-operatives							
Other schemes each costing rupees one crore and less	0.00	0.00	12.30	0.00	12.30	1,52.87(*)	100.00
Total: 107	0.00	0.00	12.30	0.00	12.30	1,52.87(*)	100.00
108 Investments in, other Co-operatives							
Share Capital for I.C.D.P. financed by N.C.D.C.	0.00	0.00	1,00.00	0.00	1,00.00	7,97.86	100.00
Other schemes each costing rupees one crore and less	0.00	0.00	0.00	0.00	0.00	1,60.00	0.00
Total: 108	0.00	0.00	1,00.00	0.00	1,00.00	9,57.86	100.00

(*) Includes ₹ 80.57 lakh relates to Investment in Credit Co-operatives.

16. DETAILED STATEMENT OF CAPITAL EXPENDITURE BY MINOR HEADS AND SUBHEADS - contd.

Figures in italics represent charged expenditure

Nature of expenditure	Expenditure during 2013-14	Expenditure during 2014-15			Expenditure to the end of 2014-15	Per cent of Increase(+) / Decrease (-) during the year	
		Non-Plan	Plan				
			State Plan	CSS/ CPS*			
<i>(Rupees in lakh)</i>							
190 Investments in Public Sector and other undertakings							
Share Capital for I.C.D.P. financed by N.C.D.C.	0.00	0.00	0.00	0.00	0.00	2,40.00	0.00
Loans to Central Co-operative Banks for Consolidated Co-operative Development Project	0.00	0.00	0.00	0.00	0.00	8,46.26	0.00
Other schemes each costing rupees one crore and less	0.00	0.00	0.00	0.00	0.00	1,15.37	0.00
Total: 190	0.00	0.00	0.00	0.00	0.00	12,01.63	0.00
195 Investments in Cooperatives							
Share Capital for I.C.D.P. financed by N.C.D.C.	0.00	0.00	0.00	0.00	0.00	45.00	0.00
Total: 195	0.00	0.00	0.00	0.00	0.00	45.00	0.00
789 Special Component Plan for Scheduled Castes							
Share Capital for I.C.D.P. financed by N.C.D.C. for states	0.00	0.00	35.04	0.00	35.04	6,73.62	0.00
Other schemes each costing rupees one crore and less	0.00	0.00	8.20	0.00	8.20	1,14.62	0.00
Total - 789	0.00	0.00	43.24	0.00	43.24	7,88.24	0.00
796 Tribal Area Sub-Plan							
Share Capital to Jharkhand State Cooperative Bank Ltd.	0.00	0.00	0.00	0.00	0.00	1,00.00	100.00
Share Capital for I.C.D.P. financed by N.C.D.C.	0.00	0.00	0.00	0.00	0.00	1,35.00	0.00

16. DETAILED STATEMENT OF CAPITAL EXPENDITURE BY MINOR HEADS AND SUBHEADS - contd.

Figures in italics represent charged expenditure

Nature of expenditure	Expenditure during 2013-14	Expenditure during 2014-15			Expenditure to the end of 2014-15	Per cent of Increase(+) / Decrease (-) during the year	
		Non-Plan	Plan				Total
			State Plan	CSS/ CPS*			
<i>(Rupees in lakh)</i>							
Share Capital for I.C.D.P districts financed by N.C.D.C. for district	0.00	0.00	180.00	0.00	1,80.00	16,77.00	100.00
Other schemes each costing rupees one crore and less	0.00	0.00	20.50	0.00	20.50	1,92.46	100.00
Total: 796	0.00	0.00	2,00.50	0.00	2,00.50	21,04.46	100.00
Total: 4425	0.00	0.00	3,56.04	0.00	3,56.04	52,50.06	100.00
Total: (a)	15,26.19	0.00	91,58.02	1,71.75	93,29.77	2,53,28.70	511.31

(b) Capital Account of Rural Development

4515 Capital Outlay on other Rural Development Programmes

103 Rural Development

Minimum needs programmes-	0.00	0.00	0.00	0.00	0.00	7,10.01	0.00
Strengthening of old roads	0.00	0.00	0.00	0.00	0.00	0.00	0.00
Minimum needs programmes –	0.00	0.00	0.00	0.00	0.00	0.00	0.00
Establishment	0.00	0.00	0.00	0.00	0.00	1,06.03	0.00
Minimum needs programmes	0.00	0.00	0.00	0.00	0.00	5,79,02.70	0.00
Minimum needs programmes-	0.00	0.00	0.00	0.00	0.00	0.00	0.00
Construction of rural roads	2,19,90.74	0.00	70,40.61	0.00	70,40.61	8,09,98.66	(-)67.98
Minimum needs programmes-	0.00	0.00	0.00	0.00	0.00	0.00	0.00
Rural Roads, C.M's Gram Setu Yojana, Machinery & Equipment and R.E.O.	0.00	0.00	0.00	0.00	0.00	50,20.98	0.00

16. DETAILED STATEMENT OF CAPITAL EXPENDITURE BY MINOR HEADS AND SUBHEADS - contd.

Figures in italics represent charged expenditure

Nature of expenditure	Expenditure during 2013-14	Expenditure during 2014-15			Total	Expenditure to the end of 2014-15	Per cent of Increase(+) / Decrease (-) during the year
		Non-Plan	Plan				
			State Plan	CSS/ CPS*			
<i>(Rupees in lakh)</i>							
Minimum needs programme-	0.00	0.00	0.00	0.00	0.00	0.00	0.00
New Bridge/Construction of Bridges	0.00	0.00	0.00	0.00	0.00	1,90.00	0.00
Chief Engineer/Superintending Engineer (Rural Development)	6,63.51	0.00	10,01.80	0.00	10,01.80	1,15,01.66	50.98
Prime Minister's Gram Sadak Yojana-	0.00	0.00	0.00	39,52.00	39,52.00	39,52.00	0.00
Construction of rural link road	0.00	0.00	0.00	0.00	0.00	1,68,67.26	0.00
Chief Minister Village Bridge Scheme	2,22,50.74	0.00	1,46,14.44	0.00	1,46,14.44	8,68,71.93	(-)34.32
Implementation of schemes on the recommendation of the Members of Legislative Assembly	36,96.00	0.00	36,96.00	0.00	36,96.00	5,42,67.71	0.00
Implementation of Lok Jal Samridhi Yojana on recommendation of Members of Legislative Assembly	12,32.00	0.00	12,32.00	0.00	12,32.00	87,83.63	0.00
Minimum Needs Programme-Strengthening of P.I.U	0.00	0.00	0.00	0.00	0.00	2,53.60	0.00
Minimum Needs Programme-Preparation of D.P.R's under P.M.G.S.Y	0.00	0.00	0.00	0.00	0.00	2,00.00	0.00
Minimum Needs Programme- Land acquisition for connecting Roads under P.M.G.S.Y	0.00	0.00	50.00	0.00	50.00	50.00	0.00
Strengthening of JSRRDA	0.00	0.00	0.00	0.00	0.00	3,00.00	0.00

16. DETAILED STATEMENT OF CAPITAL EXPENDITURE BY MINOR HEADS AND SUBHEADS - contd.

Figures in italics represent charged expenditure

Nature of expenditure	Expenditure during 2013-14	Expenditure during 2014-15			Expenditure to the end of 2014-15	Per cent of Increase(+) / Decrease (-) during the year	
		Non-Plan	Plan				
			State Plan	CSS/ CPS*			
<i>(Rupees in lakh)</i>							
Construction of Building on Block Level on the Recommendation of 13th Finance commission	25,53.98	0.00	2,00,53.49	0.00	2,00,53.49	2,56,44.97	685.19
Minimum Needs Programme for P.M.G.S.Y bridges	0.00	0.00	10,00.00	0.00	10,00.00	24,00.00	100.00
Minimum Needs Programme Consultancy Services	74.28	0.00	1,83.09	0.00	1,93.09	2,67.37	159.59
Other schemes each costing rupees one crore and less	0.00	0.00	0.00	0.00	0.00	20,98.86	0.00
Total: 103	5,24,61.25	0.00	4,88,81.43	39,52.00	5,28,33.43	35,83,87.37	0.71
789 Special Component Plan for Scheduled Castes							
Minimum needs programmes- Construction of Rural Roads	29,12.83	0.00	66,29.22	0.00	66,29.22	2,52,17.71	127.59
Chief Ministers Rural Bridge Scheme	62,42.63	0.00	33,91.16	0.00	33,91.16	2,74,31.77	(-)45.68
Implementation of Lok Jal Samridhi Yojana on recommendation of Members of Legislative Assembly	4,92.00	0.00	4,92.00	0.00	4,92.00	33,59.88	0.00
Minimum Needs Programme for P.M.G.S.Y bridges	0.00	0.00	0.00	0.00	0.00	3,50.00	0.00
Minimum Needs Programme Consultancy Services	59.89	0.00	53.14	0.00	53.14	1,13.03	(-)11.27
Implementation of schemes on the recommendation of the Members of Legislative Assembly	14,76.00	0.00	14,76.00	0.00	14,76.00	1,27,86.08	0.00
Total: 789	1,11,83.35	0.00	1,20,41.52	0.00	1,20,41.52	6,92,58.47	7.67

16. DETAILED STATEMENT OF CAPITAL EXPENDITURE BY MINOR HEADS AND SUBHEADS - contd.

Figures in italics represent charged expenditure

Nature of expenditure	Expenditure during 2013-14	Expenditure during 2014-15			Expenditure to the end of 2014-15	Per cent of Increase(+) / Decrease (-) during the year	
		Non-Plan	Plan	Total			
			State Plan	CSS/ CPS*			
<i>(Rupees in lakh)</i>							
796 Tribal Area Sub-Plan							
Minimum needs programme establishment	0.00	0.00	0.00	0.00	0.00	2,61,76.72	0.00
Minimum needs programme-Construction of rural roads	2,53,19.27	0.00	3,84,71.49	0.00	3,84,71.49	14,82,46.93	51.95
Minimum needs programme- New Bridge/ Construction of Bridges	0.00	0.00	0.00	0.00	0.00	4,21.66	0.00
Minimum Needs Programme for P.M.G.S.Y bridges	0.00	0.00	31.91	0.00	31.91	31.91	100.00
Minimum needs programme	0.00	0.00	0.00	0.00	0.00	31,66.48	0.00
Minimum needs programme- Construction of old roads	0.00	0.00	0.00	0.00	0.00	5,47.02	0.00
Implementation of Lok Jal Samridhi Yojana on recommendation of Members of Legislative Assembly	46,16.49	0.00	23,75.98	0.00	23,75.98	2,59,17.09	(-)48.53
Minimum needs programme-	0.00	0.00	0.00	0.00	0.00	1,66.67	0.00
Minimum Needs Programme-Preparation of D.P.R's under P.M.G.S.Y	0.00	0.00	0.00	0.00	0.00	29,50.00	0.00
Minimum needs Programmes- Implementation and strengthening of Jharkhand State Rural Road Development Authority	0.00	0.00	0.00	0.00	0.00	5,00.00	0.00
Minimum Needs Programme Consultancy Services	0.00	0.00	1,24.43	0.00	1,24.43	2,91.52	100.00

16. DETAILED STATEMENT OF CAPITAL EXPENDITURE BY MINOR HEADS AND SUBHEADS - contd.

Figures in italics represent charged expenditure

Nature of expenditure	Expenditure during 2013-14	Expenditure during 2014-15			Expenditure to the end of 2014-15	Per cent of Increase(+) / Decrease (-) during the year	
		Non-Plan	Plan	Total			
			State Plan	CSS/ CPS*			
		<i>(Rupees in lakh)</i>					
Construction of Building on Block Level on the Recommendation of 13th Finance commission	37,12.50	0.00	36,49.46	0.00	36,49.46	1,10,74.46	(-).1.70
Minimum needs programme- Construction of new roads	0.00	0.00	0.00	0.00	0.00	1,06.67	0.00
Minimum Needs Programme- Land acquisition for connecting Roads under P.M.G.S.Y	0.00	0.00	50.00	0.00	50.00	50.00	100.00
Minimum needs programme- Rural Roads, C.M's Gram Setu Yojana, Machinery & Equipment and R.E.O.	0.00	0.00	0.00	0.00	0.00	2,23,37.02	0.00
Chief Engineer/Superintending Engineer (Rural Development)	17,08.79	0.00	26,11.34	0.00	26,11.34	2,79,25.11	52.82
Implementation of schemes on the recommendation of the Members of Legislative Assembly	71,63.00	0.00	71,27.99	0.00	71,27.99	10,46,45.19	(-).0.49
Chief Minister Village Bridge Scheme	85,78.25	0.00	1,66,83.91	0.00	1,66,83.91	9,03,92.14	94.49
Prime minister's Gram Sadak Yojana- Construction of rural link road World bank aided Scheme	0.00	0.00	0.00	0.00	0.00	2,57,79.54	0.00
Minimum needs programmes – Implementation and Strengthening of Jharkhand State Rural Road Development	0.00	0.00	0.00	0.00	0.00	51,88.27	0.00
	0.00	0.00	0.00	0.00	0.00	2,00.00	0.00

16. DETAILED STATEMENT OF CAPITAL EXPENDITURE BY MINOR HEADS AND SUBHEADS - contd.

Figures in italics represent charged expenditure

Nature of expenditure	Expenditure during 2013-14	Expenditure during 2014-15			Expenditure to the end of 2014-15	Per cent of Increase(+) / Decrease (-) during the year	
		Non-Plan	Plan				
			State Plan	CSS/ CPS*			
<i>(Rupees in lakh)</i>							
Minimum Needs Programme Consultancy Services	1,50.28	0.00	20.72	0.00	20.72	1,71.00	(-)86.21
Other schemes each costing rupees one crore and less	0.00	0.00	0.00	0.00	0.00	1,97.92	0.00
Total: 796	5,12,48.58	0.00	7,11,47.23	0.00	7,11,47.23	49,64,83.32	38.83
799 Suspense							
Miscellaneous P.W. Advance	0.00	0.00	0.00	0.00	0.00	1,60.18	0.00
Total: 799	0.00	0.00	0.00	0.00	0.00	1,60.18	0.00
Total: 4515	11,48,93.18	0.00	13,20,70.18	39,52.00	13,60,22.18	92,42,89.34	18.39
Total: (b) Capital Account of Rural Development	11,48,93.18	0.00	13,20,70.18	39,52.00	13,60,22.18	92,42,89.34	18.39
(d) Capital Account of Irrigation and Flood Control-							
4700 Capital Outlay on Major Irrigation-							
02 Major Irrigation-Non-Commercial							
796 Tribal Area Sub-Plan							
Swarnrekha Project- Establishment	0.00	0.00	0.00	0.00	0.00	10,80.96	0.00
Swarnrekha Project (NABARD, R.I.D.F.)- Works	0.00	0.00	0.00	0.00	0.00	3,13,10.90	0.00
Other schemes each costing rupees one crore and less	0.00	0.00	0.00	0.00	0.00	3.13	0.00
Total: 796	0.00	0.00	0.00	0.00	0.00	3,23,94.99	0.00
Total: 02	0.00	0.00	0.00	0.00	0.00	3,23,94.99	0.00

16. DETAILED STATEMENT OF CAPITAL EXPENDITURE BY MINOR HEADS AND SUBHEADS - contd.

Figures in italics represent charged expenditure

Nature of expenditure	Expenditure during 2013-14	Expenditure during 2014-15				Expenditure to the end of 2014-15	Per cent of Increase(+) / Decrease (-) during the year
		Non-Plan	Plan		Total		
			State Plan	CSS/ CPS*			
<i>(Rupees in lakh)</i>							
80 General							
789 Special Component Plan for Scheduled Castes							
Swaranrekha Projects-(Works)	0.00	0.00	0.00	0.00	0.00	61,90.59	0.00
Swaranrekha Projects-AIBP	0.00	0.00	0.00	0.00	0.00	89,07.23	0.00
Other schemes each costing rupees one crore and less	0.00	0.00	0.00	0.00	0.00	6,01.60	0.00
Total: 789	0.00	0.00	0.00	0.00	0.00	1,56,99.42	0.00
796 Tribal Area Sub-Plan							
Swarnrekha Project- Establishment	0.00	0.00	0.00	0.00	0.00	1,40,17.91	0.00
Surveys and Investigation-Works	0.00	0.00	0.00	0.00	0.00	1,51,07.04	0.00
Swaranrekha Projects-AIBP	0.00	0.00	38,12.46	0.00	38,12.46	1,42,72.28	100.00
Swaranrekha Projects-AIBP (Additional Central Assistance)	3,73,30.80	0.00	3,55,69.55	0.00	3,55,69.55	9,22,98.46	(-)4.72
Swarnrekha Project- (NABARD-R.I.D.F.) - Works	0.00	0.00	0.00	0.00	0.00	1,60,30.95	0.00
Swarnrekha Project (Works)	0.00	0.00	0.00	0.00	0.00	2,09,73.68	0.00
Other schemes each costing rupees one crore and less	1.65	0.00	0.00	0.00	0.00	66,86.55(x)	(-)100.00
Total: 796	3,73,32.45	0.00	3,93,82.01	0.00	3,93,82.01	17,93,86.87	5.49

Includes (x) ₹ 1.65 lakh relates to Swarnrekha Projects (Orissa/ West Bengal Share)

16. DETAILED STATEMENT OF CAPITAL EXPENDITURE BY MINOR HEADS AND SUBHEADS - contd.

Figures in italics represent charged expenditure

Nature of expenditure	Expenditure during 2013-14	Expenditure during 2014-15			Expenditure to the end of 2014-15	Per cent of Increase(+) / Decrease (-) during the year	
		Non-Plan	Plan				Total
			State Plan	CSS/ CPS*			
		<i>(Rupees in lakh)</i>					
901 Deduct- Receipts and Recoveries on Capital Account-	(-2,01,08.99)	0.00	(-3,24,59.77)	0.00	(-3,24,59.77)	(-8,44,90.18)	61.42
Total: 901	(-2,01,08.99)	0.00	(-3,24,59.77(a))	0.00	(-3,24,59.77)	(-8,44,90.18)	61.42
Total: 80	1,72,23.46	0.00	69,22.24	0.00	69,22.24	11,05,96.11	(-59.81)
Total: 4700	1,72,23.46	0.00	69,22.24	0.00	69,22.24	14,29,91.10	(-59.81)
4701 Capital Outlay on Medium Irrigation-							
02 Major Irrigation - Non-Commercial							
796 Tribal Area Sub-Plan							
Medium Irrigation Project- Establishment	0.00	0.00	0.00	0.00	0.00	14,79.82	0.00
Medium Irrigation Project (NABARD, R.I.D.F.)	0.00	0.00	0.00	0.00	0.00	5,13.37	0.00
Medium Irrigation Project (A.I.B.P.)	0.00	0.00	0.00	0.00	0.00	7,97.53	0.00
Total: 796	0.00	0.00	0.00	0.00	0.00	27,90.72	0.00

(a) Represents reimbursement from Orissa Government for the cost of construction of canal in their jurisdiction to the Government of Jharkhand during 2013-14 and 2014-15

16. DETAILED STATEMENT OF CAPITAL EXPENDITURE BY MINOR HEADS AND SUBHEADS - contd.

Figures in italics represent charged expenditure

Nature of expenditure	Expenditure during 2013-14	Expenditure during 2014-15			Total	Expenditure to the end of 2014-15	Per cent of Increase(+) / Decrease (-) during the year
		Non-Plan	Plan				
			State Plan	CSS/ CPS*			
<i>(Rupees in lakh)</i>							
799 Suspense							
Miscellaneous P.W. Advances	0.00	0.00	0.00	0.00	0.00	10,26.23	0.00
Total: 799	0.00	0.00	0.00	0.00	0.00	10,26.23	0.00
Total: 02	0.00	0.00	0.00	0.00	0.00	38,16.95	0.00
03 Medium Irrigation -Commercial							
799 Miscellaneous Work Advances	4,74.50	0.00	14.41	0.00	14.41	5,24.50	(-)96.96
Total: 799	4,74.50	0.00	14.41	0.00	14.41	5,24.50	(-)96.96
Total: 03	4,74.50	0.00	14.41	0.00	14.41	5,24.50	(-)96.96
80 General							
789 Special Component Plan for Scheduled Castes							
Chotanagpur and Santhal Paraganas Irrigation Project- Works	0.00	0.00	0.00	0.00	0.00	31,03.20	0.00
Konal Irrigation Scheme	0.00	0.00	0.00	0.00	0.00	9,00.00	0.00
Amant Barrage Scheme	0.00	0.00	0.00	0.00	0.00	20,00.00	0.00
Keso Reservoir Scheme	0.00	0.00	0.00	0.00	0.00	10,00.00	0.00
North Koel Reservoir Scheme	0.00	0.00	0.00	0.00	0.00	19,54.90	0.00
Shuru Reservoir Scheme	0.00	0.00	0.00	0.00	0.00	1,00.04	0.00
Ajay Barrage Scheme	0.00	0.00	0.00	0.00	0.00	2,30.37	0.00
Re-establishment of Irrigation Schemes	3,60.82	0.00	1,93.15	0.00	1,93.15	12,48.92	(-)46.47

16. DETAILED STATEMENT OF CAPITAL EXPENDITURE BY MINOR HEADS AND SUBHEADS - contd.

Figures in italics represent charged expenditure

Nature of expenditure	Expenditure during 2013-14	Expenditure during 2014-15			Expenditure to the end of 2014-15	Per cent of Increase(+) / Decrease (-) during the year	
		Non-Plan	Plan				Total
			State Plan	CSS/ CPS*			
		<i>(Rupees in lakh)</i>					
Panchkhero Reservoir Scheme	0.00	0.00	0.00	0.00	0.00	3,23.76	0.00
Nakti Reservoir Scheme	0.00	0.00	0.00	0.00	0.00	2,00.00	0.00
Gumani Reservoir Scheme	0.00	0.00	0.00	0.00	0.00	4,22.29	0.00
Upper Sunkh Reservoir Scheme	0.00	0.00	0.00	0.00	0.00	4,25.54	0.00
Sonua Reservoir Scheme	0.00	0.00	0.00	0.00	0.00	1,51.00	0.00
Garhi Reservoir Scheme	0.00	0.00	0.00	0.00	0.00	2,00.00	0.00
Medium Irrigation Project- (Works)	0.00	0.00	0.00	0.00	0.00	5,11.38	0.00
Medium Irrigation Project- (Works) (AIBP)	0.00	0.00	0.00	0.00	0.00	8,44.03	0.00
Chotanagpur and Santhal Paraganas Irrigation Projects-Works-AIBP	0.00	0.00	0.00	0.00	0.00	2,60.00	0.00
Medium Irrigation Project- (Works)	0.00	0.00	0.00	0.00	0.00	2,20.00	0.00
Chotanagpur and Santhal Paraganas Projects- Works- (RIDF-NABARD)	0.00	0.00	0.00	0.00	0.00	2,00.00	0.00
Construction of Current Schemes under Medium Irrigation Project	6,03.90	0.00	0.00	0.00	0.00	35,21.84	(-)100.00
Construction of New schemes under Medium Irrigation Project	0.00	0.00	0.87	0.00	0.87	1,30.06	100.00
Construction of Current Schemes under Chhotanagpur and Santhal Pargana Irrigation Project	13,80.47	0.00	8,63.41	0.00	8,63.41	39,25.87	(-)37.46
Re-establishment of Irrigation Schemes	0.00	0.00	0.00	0.00	0.00	17.03	0.00

16. DETAILED STATEMENT OF CAPITAL EXPENDITURE BY MINOR HEADS AND SUBHEADS - contd.

Figures in italics represent charged expenditure

Nature of expenditure	Expenditure during 2013-14	Expenditure during 2014-15			Expenditure to the end of 2014-15	Per cent of Increase(+) / Decrease (-) during the year	
		Non-Plan	Plan				
			State Plan	CSS/ CPS*			
<i>(Rupees in lakh)</i>							
Construction of new building and repair of old building	5,11.35	0.00	7,34.69	0.00	7,34.69	12,46.04	43.68
Construction of on going schemes under medium irrigation project AIBP	0.00	0.00	9,84.61	0.00	9,84.61	23,82.56	100.00
Other schemes each costing rupees one crore and less	0.00	0.00	0.00	0.00	0.00	3,59.51	0.00
Total: 789	28,56.54	0.00	27,76.73	0.00	27,76.73	2,58,78.34	(-2.79)
796 Tribal Area Sub-Plan							
Medium Irrigation Project-Establishment	0.00	0.00	0.00	0.00	0.00	0.00	0.00
Medium Irrigation Project (Works) (NABARD, R.I.D.F)	0.00	0.00	0.00	0.00	0.00	11,58.11	0.00
Nakti Reservoir Scheme	0.00	0.00	0.00	0.00	0.00	5,41.98	0.00
Sonua Reservoir Scheme	0.00	0.00	0.00	0.00	0.00	3,81.00	0.00
Upper Sankh Reservoir Scheme	0.00	0.00	0.00	0.00	0.00	7,49.54	0.00
Gumani Barrage Scheme	0.00	0.00	0.00	0.00	0.00	11,36.00	0.00
Ajay Barrage Scheme	0.00	0.00	0.00	0.00	0.00	9,88.26	0.00
Garhi Reservoir Scheme	0.00	0.00	0.00	0.00	0.00	8,00.00	0.00
Shuru Reservoir Scheme	0.00	0.00	0.00	0.00	0.00	3,00.00	0.00
Ramrekha Reservoir Scheme	0.00	0.00	0.00	0.00	0.00	4,61.45	0.00

16. DETAILED STATEMENT OF CAPITAL EXPENDITURE BY MINOR HEADS AND SUBHEADS - contd.

Figures in italics represent charged expenditure

Nature of expenditure	Expenditure during 2013-14	Expenditure during 2014-15			Total	Expenditure to the end of 2014-15	Per cent of Increase(+) / Decrease (-) during the year
		Non-Plan	Plan				
			State Plan	CSS/ CPS*			
		<i>(Rupees in lakh)</i>					
Re-establishment of Irrigation Scheme	3,37.30	0.00	5,22.00	0.00	5,22.00	36,55.24	54.76
Construction of Current Schemes under Medium Irrigation Project	19,83.28	0.00	0.00	0.00	0.00	95,83.55	(-)100.00
Construction of new Schemes under Medium Irrigation Project	0.00	0.00	0.00	0.00	0.00	5,50.70	0.00
Medium Irrigation Project- Works	0.00	0.00	0.00	0.00	0.00	0.00	0.00
Medium Irrigation Project- Works (AIBP)	0.00	0.00	0.00	0.00	0.00	46,32.79	0.00
Medium Irrigation Project (NABARD, R.I.D.F.)-Ajay Barrage Projects- Works	0.00	0.00	0.00	0.00	0.00	0.00	0.00
Survey Investigation and Strengthening Survey Investigation Project	0.00	0.00	0.00	0.00	0.00	3,07,22.44	0.00
(A.I.B.P.)- Works	0.00	0.00	0.00	0.00	0.00	39,13.34	0.00
Supervision, Research, Consultancy and evaluation	44.46	0.00	1,22.90	0.00	1,22.90	9,17.89	0.00
Construction of on going AIBP schemes under Medium Irrigation Projects	8,26.70	0.00	19,08.83	0.00	19,08.83	0.00	0.00
E-governance	41.40	0.00	68.86	0.00	68.86	87,93.53	0.00
Residual work & Liability of Medium Irrigation Project to be completed in 2011-12	9,52.25	0.00	23,50.78	0.00	23,50.78	3,49.07	176.43
						53,35.94	130.90
						2,10.36	66.33
						44,08.20	146.87

16. DETAILED STATEMENT OF CAPITAL EXPENDITURE BY MINOR HEADS AND SUBHEADS - contd.

Figures in italics represent charged expenditure

Nature of expenditure	Expenditure during 2013-14	Expenditure during 2014-15			Total	Expenditure to the end of 2014-15	Per cent of Increase(+) / Decrease (-) during the year
		Non-Plan	Plan				
			State Plan	CSS/ CPS*			
<i>(Rupees in lakh)</i>							
ERM of Complete Irrigation Scheme	8,42.63	0.00	17,43.15	0.00	17,43.15	25,85.78	106.87
Repair of old vehicles and purchase of new vehicles	23.42	0.00	0.00	0.00	0.00	23.42	(-)100.00
Maintenance of Buildings	68.47	0.00	17.90	0.00	17.90	86.37	(-)73.86
Training, Workshop and Seminar	45.36	0.00	9.23	0.00	9.23	54.59	(-)79.65
Construction of on going AIBP schemes under Medium Irrigation Projects (Additional Central Assistance)	11,00.99	0.00	3,00.37	0.00	3,00.37	21,27.76	(-)72.72
Other schemes each costing rupees one crore and less	0.00	0.00	0.00	0.00	0.00	8,82.59	0.00
Total: 796	62,66.26	0.00	70,44.02	0.00	70,44.02	9,58,51.50	12.41
799 Suspense	0.00	0.00	0.00	0.00	0.00	32,68.75	0.00
Total: 799	0.00	0.00	0.00	0.00	0.00	32,68.75	0.00
800 Other expenditure							
Jharkhand State Irrigation Project-Establishment	0.00	0.00	0.00	0.00	0.00	16,84.25	0.00
Chotanagpur and Santhal Paraganas Irrigation Projects- Establishment	0.00	0.00	0.00	0.00	0.00	81,74.00	0.00
Chotanagpur and Santhal Paraganas Irrigation Projects- Works	0.00	0.00	0.00	0.00	0.00	3,23,52.27	0.00
Chotanagpur and Santhal Paraganas Project (Works)	0.00	0.00	0.00	0.00	0.00	8,84.46	0.00

16. DETAILED STATEMENT OF CAPITAL EXPENDITURE BY MINOR HEADS AND SUBHEADS - contd.

Figures in italics represent charged expenditure

Nature of expenditure	Expenditure during 2013-14	Expenditure during 2014-15			Total	Expenditure to the end of 2014-15	Per cent of Increase(+) / Decrease (-) during the year
		Non-Plan	Plan				
			State Plan	CSS/ CPS*			
<i>(Rupees in lakh)</i>							
State Share for Panchkhero Reservoir Scheme under Chhotanagpur and Santhal Pargana Irrigation Project (Works) (AIBP)	0.00	0.00	0.00	0.00	0.00	5,00.00	0.00
Bhairava Reservoir Scheme under Chhotanagpur and Santhal Pargana Irrigation Project	0.00	0.00	0.00	0.00	0.00	2,75.00	0.00
Konar Irrigation Project	0.00	0.00	0.00	0.00	0.00	10,36.75	0.00
Amanat Barrage Scheme	0.00	0.00	0.00	0.00	0.00	10,00.00	0.00
Kesho Reservoir Scheme	0.00	0.00	0.00	0.00	0.00	10,00.00	0.00
North Koel Reservoir Scheme	0.00	0.00	0.00	0.00	0.00	16,57.65	0.00
Re-establishment of Irrigation Scheme	2,28.09	0.00	5,53.74	0.00	5,53.74	25,61.33	142.77
E.R.M. of Complete Irrigation Scheme	12,67.51	0.00	8,86.69	0.00	8,86.69	35,62.28	(-)30.04
State share for Panchkhero Reservoir Project under (AIBP) Chotanagpur and Santhal Paraganas Project (works) under Bhairva Reservoir	0.00	0.00	0.00	0.00	0.00	12,06.08	0.00
Construction of current schemes under Chotanagpur and Santhal Paraganas Irrigation Project works	2,25.00	0.00	0.00	0.00	0.00	1,49,30.57	(-)100.00
Construction of on going scheme under Chotanagpur and Santhal Paragna under AIBP	14,79.50	0.00	11,28.64	0.00	11,28.64	37,12.54	(-)23.71

16. DETAILED STATEMENT OF CAPITAL EXPENDITURE BY MINOR HEADS AND SUBHEADS - contd.

Figures in italics represent charged expenditure

Nature of expenditure	Expenditure during 2013-14	Expenditure during 2014-15			Expenditure to the end of 2014-15	Per cent of Increase(+) / Decrease (-) during the year	
		Non-Plan	Plan				
			State Plan	CSS/ CPS*			
<i>(Rupees in lakh)</i>							
Bhairva Reservoir Scheme under Chotanagpur and Santhal Paraganas Irrigation Project (Works) (RIDF, NABARD)	0.00	0.00	0.00	0.00	0.00	14,00.00	0.00
Technical Control and Supervision	0.00	0.00	0.00	0.00	0.00	1,60.15	0.00
Residual work & Liability of Medium Irrigation Project to be completed in 2011-12	18,00.00	0.00	14,18.02	0.00	14,18.02	41,43.54	(-)21.22
Survey, Investigation, Consultancy and Evaluation	73.49	0.00	1,64.55	0.00	1,64.55	2,38.04	100.00
Other schemes each costing rupees one crore and less	0.00	0.00	0.00	0.00	0.00	2,18.52	0.00
Total: 800	50,73.59	0.00	41,51.64	0.00	41,51.64	8,06,97.43	(-)18.17
Total: 80	1,41,96.39	0.00	1,39,72.39	0.00	1,39,72.39	20,56,96.02	(-)1.58
Total: 4701	1,46,70.89	0.00	1,39,86.80	0.00	1,39,86.80	21,00,37.47	(-)4.66
4702 Capital Outlay on Minor Irrigation							
101 Surface Water							
Minor Irrigation	0.00	0.00	0.00	0.00	0.00	90,24.52	0.00
Construction of on going Minor Irrigation Scheme	6,70.72	0.00	6,09.60	0.00	6,09.60	50,19.75	(-)9.11
Construction of New Minor Irrigation Scheme	0.00	0.00	6,77.22	0.00	6,77.22	36,00.48	100.00
Maintenance and Re-establishment of old Minor Irrigation Schemes	7,93.65	0.00	15,38.98	0.00	15,38.98	31,70.16	93.91

16. DETAILED STATEMENT OF CAPITAL EXPENDITURE BY MINOR HEADS AND SUBHEADS - contd.

Figures in italics represent charged expenditure

Nature of expenditure	Expenditure during 2013-14	Expenditure during 2014-15			Expenditure to the end of 2014-15	Per cent of Increase(+) / Decrease (-) during the year	
		Non-Plan	Plan	Total			
			State Plan	CSS/ CPS*			
		<i>(Rupees in lakh)</i>					
Construction of Minor Irrigation Schemes AIBP	12,00.00	0.00	7,72.34	0.00	7,72.34	64,86.36	(-)35.64
Construction of Minor Irrigation Schemes AIBP (Central Share)	14,43.29	0.00	19,49.17	0.00	19,49.17	1,35,55.11	35.05
Construction of New/Incomplete Lift Irrigation Schemes	0.00	0.00	0.00	0.00	0.00	2,12.16	0.00
Re-establishment works of Life Irrigation cum Construction of Micro lift Schemes	0.00	0.00	0.00	0.00	0.00	1,37.78	0.00
Re-establishment works of Medium Irrigation Scheme under completion of incomplete Minor Irrigation Scheme	0.00	0.00	0.00	0.00	0.00	8,87.99	0.00
Re-establishment works of Water Bodies (State Share)	0.00	0.00	0.00	0.00	0.00	4,96.61	0.00
Repairing work of old vehicles under Minor Irrigation	0.00	0.00	0.00	0.00	0.00	95.81	0.00
Preparation of Minor Irrigation Scheme (under AIBP)	0.00	0.00	0.00	0.00	0.00	3,07.96	0.00
Grant for pay to Jharkhand State Water Society & JHALCO	2,85.50	0.00	2,68.31	0.00	2,68.31	8,24.81	(-)6.02
Preparation of Minor Irrigation Scheme	0.00	0.00	0.00	0.00	0.00	4,76.92	0.00
Other schemes each costing Rs. one crore and less	7.50	0.00	25.00	0.00	25.00	6,68.71	233.33
Total: 101	44,00.66	0.00	58,40.62	0.00	58,40.62	4,49,65.13	32.72

16. DETAILED STATEMENT OF CAPITAL EXPENDITURE BY MINOR HEADS AND SUBHEADS - contd.

Figures in italics represent charged expenditure

Nature of expenditure	Expenditure during 2013-14	Expenditure during 2014-15			Expenditure to the end of 2014-15	Per cent of Increase(+) / Decrease (-) during the year	
		Non-Plan	Plan	Total			
			State Plan	CSS/ CPS*			
<i>(Rupees in lakh)</i>							
102 Ground Water							
Loans from NABARD for completion of new/incomplete irrigation schemes	0.00	0.00	0.00	0.00	0.00	71,58.55	0.00
Other schemes each costing rupees one crore and less	0.00	0.00	0.00	0.00	0.00	15.00	0.00
Total: 102	0.00	0.00	0.00	0.00	0.00	71,73.55	0.00
789 Special Component Plan for Scheduled Castes							
Construction of Minor Irrigation Schemes (Current Scheme)	23.09	0.00	0.00	0.00	0.00	2,43.31	(-)100.00
Preparation of Minor Irrigation Schemes	0.00	0.00	0.00	0.00	0.00	15,44.43	0.00
Finance and Re-establishment of old Minor Irrigation Schemes	89.98	0.00	91.47	0.00	91.47	4,19.42	1.66
Irrigation schemes (New Schemes)	0.00	0.00	0.00	0.00	0.00	11,17.59	0.00
AIBP and other Programmes of Water Resources (Central Share)	0.00	0.00	1,05.25	0.00	1,05.25	1,05.25	0.00
Construction of Minor Irrigation Schemes - AIBP	0.00	0.00	27.83	0.00	27.83	27.83	0.00
Preparation of New/Incomplete Lift Irrigation Schemes	0.00	0.00	0.00	0.00	0.00	1,61.93	0.00
Construction of 10 feet/20 feet diameter Irrigation Well	0.00	0.00	0.00	0.00	0.00	1,27.78	0.00

16. DETAILED STATEMENT OF CAPITAL EXPENDITURE BY MINOR HEADS AND SUBHEADS - contd.

Figures in italics represent charged expenditure

Nature of expenditure	Expenditure during 2013-14	Expenditure during 2014-15			Total	Expenditure to the end of 2014-15	Per cent of Increase(+) / Decrease (-) during the year
		Non-Plan	Plan				
			State Plan	CSS/ CPS*			
<i>(Rupees in lakh)</i>							
Loans from NABARD for New/ Incomplete Medium Irrigation Schemes	0.00	0.00	0.00	0.00	0.00	5,87.31	0.00
Other schemes each costing rupees one crore and less	0.00	0.00	0.00	0.00	0.00	2,16.08	0.00
Total: 789	1,13.07	0.00	2,24.55	0.00	2,24.55	45,50.93	98.59
796 Tribal Area Sub-Plan							
Minor Irrigation	0.00	0.00	0.00	0.00	0.00	10,41.51	0.00
Construction of Minor Irrigation Schemes	0.00	0.00	0.00	0.00	0.00	17,07.47	0.00
Construction of new/incomplete lift irrigation schemes	0.00	0.00	0.00	0.00	0.00	11,37.39	0.00
Construction of On-going Minor Irrigation Projects	0.00	0.00	3,26.54	0.00	3,26.54	3,26.54	0.00
Construction of New Minor Irrigation Projects	0.00	0.00	8,43.73	0.00	8,43.73	8,43.73	0.00
AIBP and other Programmes of Water Resources (Central Share)	0.00	0.00	33,13.49	0.00	33,13.49	33,13.49	0.00
Maintenance and Re-establishment of old Minor Irrigation Schemes	3,98.92	0.00	10,65.77	0.00	10,65.77	25,51.52	167.16
Ground Water Survey of new schemes/ Artificial procurement and water conservation	4.72	0.00	0.00	0.00	0.00	4.72	(-)100.00
Execution of surface Water Scheme	0.00	0.00	0.00	0.00	0.00	28,53.09	0.00

16. DETAILED STATEMENT OF CAPITAL EXPENDITURE BY MINOR HEADS AND SUBHEADS - contd.

Figures in italics represent charged expenditure

Nature of expenditure	Expenditure during 2013-14	Expenditure during 2014-15			Expenditure to the end of 2014-15	Per cent of Increase(+) / Decrease (-) during the year	
		Non-Plan	Plan				Total
			State Plan	CSS/ CPS*			
<i>(Rupees in lakh)</i>							
Execution of Ground Water Scheme	0.00	0.00	0.00	0.00	0.00	52,76.18	0.00
Implementation of Ground Water Scheme	0.00	0.00	0.00	0.00	0.00	27,55.19	0.00
Re-establishment of Lift Irrigation Scheme cum Construction of Micro lift Scheme under New/Incomplete Lift Irrigation Scheme	0.00	0.00	0.00	0.00	0.00	1,13.54	0.00
Preparation of Check Dam/Medium Irrigation Scheme under New/Incomplete Medium Irrigation Scheme	0.00	0.00	0.00	0.00	0.00	3,13.44	0.00
Construction of Minor Irrigation Schemes (Current scheme)	3,98.24	0.00	0.00	0.00	0.00	13,29.20	(-)100.00
Construction of Minor Irrigation Schemes (New scheme)	1,49.12	0.00	0.00	0.00	0.00	17,58.82	(-)100.00
Construction of Minor Irrigation Schemes AIBP	7,15.04	0.00	11,63.29	0.00	11,63.29	61,84.64	62.69
Re-establishment work of Medium Irrigation Scheme under completion of incomplete Minor Irrigation Schemes	0.00	0.00	0.00	0.00	0.00	3,72.03	0.00
Construction of minor irrigation scheme AIBP (Central Share)	60,68.54	0.00	9,70.59	0.00	9,70.59	2,97,74.57	(-)84.01
Grant for pay to Jharkhand State Water Society & JHALCO	2,85.50	0.00	2,68.30	0.00	2,68.30	8,24.80	(-)6.02

16. DETAILED STATEMENT OF CAPITAL EXPENDITURE BY MINOR HEADS AND SUBHEADS - contd.

Figures in italics represent charged expenditure

Nature of expenditure	Expenditure during 2013-14	Expenditure during 2014-15			Expenditure to the end of 2014-15	Per cent of Increase(+) / Decrease (-) during the year	
		Non-Plan	Plan	Total			
			State Plan	CSS/ CPS*			
<i>(Rupees in lakh)</i>							
E-Governance	67.89	0.00	14.19	0.00	14.19	82.08	(-)79.10
Other schemes each costing rupees one crore and less	3.60	0.00	3.53	12.21 (*)	15.74	8,80.77	337.22
Total: 796	80,91.57	0.00	79,69.43	12.21 (*)	79,81.64	6,34,44.72	(-)1.36
799 Suspense	0.00	0.00	15.22	0.00	15.22	5,07.87	0.00
Total: 4702	1,26,05.30	0.00	1,40,49.82	12.21 (*)	1,40,62.03	12,06,42.20	11.56
Grants-in-Aid ₹ 5,36.61 lakh							
4711 Capital Outlay on Flood Control Projects-							
01 Flood Control							
103 Civil Works							
Maintenance	0.00	0.00	0.00	0.00	0.00	1,79.38	0.00
789 Special Component Plan for Scheduled Castes-							
Construction of New Flood Control/ Anti Erosion Works	0.00	0.00	3,88.15	0.00	3,88.15	3,88.15	100.00
Construction on on-going Flood Control Schemes	0.00	0.00	50.00	0.00	50.00	50.00	100.00
Other schemes each costing rupees one crore and less	60.54	0.00	0.00	0.00	0.00	2,91.00	(-)100.00
Total - 789	60.54	0.00	4,38.15	0.00	4,38.15	7,29.15	6,23.74

16. DETAILED STATEMENT OF CAPITAL EXPENDITURE BY MINOR HEADS AND SUBHEADS - contd.

Figures in italics represent charged expenditure

Nature of expenditure	Expenditure during 2013-14	Expenditure during 2014-15			Expenditure to the end of 2014-15	Per cent of Increase(+) / Decrease (-) during the year	
		Non-Plan	Plan				
			State Plan	CSS/ CPS*			
<i>(Rupees in lakh)</i>							
796 Tribal Area Sub-Plan							
Maintenance	0.00	0.00	0.00	0.00	0.00	1,71.49	0.00
Flood Protection and Anti Erosion-Civil Works	0.00	0.00	0.00	0.00	0.00	13,33.43	0.00
Flood Protection and Anti Erosion (CSS)	0.00	0.00	0.00	0.00	0.00	5,15.10	0.00
Flood Protection and Anti Erosion-Civil Works	0.00	0.00	0.00	0.00	0.00	8,03.28	0.00
Construction/ Implementation of flood control schemes	6,58.55	0.00	4,20.00	0.00	4,20.00	23,40.48	(-)36.22
Implementation of flood control/ anti erosion works	1,55.61	0.00	11,99.41	0.00	11,99.41	29,73.83	670.78
Implementation of new flood control/ anti erosion works	26.39	0.00	8,65.47	0.00	8,65.47	24,46.87	3179.54
Other schemes each costing rupees one crore and less	0.00	0.00	0.00	0.00	0.00	2,10.26	0.00
Total: 796	8,40.55	0.00	24,84.88	0.00	24,84.88	1,07,94.74	195.63
901 Deduct-Receipts and Recoveries on Capital Account Flood Protection and Anti Erosion-							
Flood Protection and Anti Erosion-Civil Works	0.00	0.00	0.00	0.00	0.00	(-)20,00.00	0.00
Total: 901	0.00	0.00	0.00	0.00	0.00	(-)20,00.00	0.00
Total: 01	9,01.09	0.00	29,23.03	0.00	29,23.03	97,03.27	224.39
Total: 4711	9,01.09	0.00	29,23.03	0.00	29,23.03	97,03.27	224.39
Total: (d) Capital Account of Irrigation and Flood Control	4,54,00.74	0.00	3,78,81.89	0.00	3,78,94.10	48,33,74.04	(-)16.53
							12.21 (*)

16. DETAILED STATEMENT OF CAPITAL EXPENDITURE BY MINOR HEADS AND SUBHEADS - contd.

Figures in italics represent charged expenditure

Nature of expenditure	Expenditure during 2013-14	Expenditure during 2014-15				Expenditure to the end of 2014-15	Per cent of Increase(+) / Decrease (-) during the year
		Non-Plan	Plan		Total		
			State Plan	CSS/ CPS*			
<i>(Rupees in lakh)</i>							
(e) Capital Account of Energy							
4801 Capital Outlay on Power Projects							
01 Hydel Generation							
796 Tribal Area Sub-Plan							
Electrification in Harijan Mohalla	0.00	0.00	0.00	0.00	0.00	37,01.05	0.00
Rural Electrification- Grants-in-aid	0.00	0.00	0.00	0.00	0.00	64,22.00	0.00
Grants for A.D.P.	0.00	0.00	0.00	0.00	0.00	26,00.00	0.00
Total: 796	0.00	0.00	0.00	0.00	0.00	1,27,23.05	0.00
800 Other expenditure-							
Rural Electrification Grants	0.00	0.00	0.00	0.00	0.00	57,00.00	0.00
Grants for A.D.P	0.00	0.00	0.00	0.00	0.00	14,00.00	0.00
Total: 800	0.00	0.00	0.00	0.00	0.00	71,00.00	0.00
Total: 01	0.00	0.00	0.00	0.00	0.00	1,98,23.05	0.00
02 Thermal Power Generation-							
800 Other expenditure							
Investments in Public Sector Undertaking and Other Undertaking (Share contribution to T.V.N.L)	0.00	0.00	0.00	0.00	0.00	5,00.00	0.00
Total: 02	0.00	0.00	0.00	0.00	0.00	5,00.00	0.00
Total: 4801	0.00	0.00	0.00	0.00	0.00	2,03,23.05	0.00
Total: (e) Capital Account of Energy	0.00	0.00	0.00	0.00	0.00	2,03,23.05	0.00
(f) Capital Account of Industry and Minerals							
4853 Capital Outlay on Non-Ferrous Mining and Metallurgical Industries-							

16. DETAILED STATEMENT OF CAPITAL EXPENDITURE BY MINOR HEADS AND SUBHEADS - contd.

Figures in italics represent charged expenditure

Nature of expenditure	Expenditure during 2013-14	Expenditure during 2014-15			Expenditure to the end of 2014-15	Per cent of Increase(+) / Decrease (-) during the year	
		Non-Plan	Plan				Total
			State Plan	CSS/ CPS*			
<i>(Rupees in lakh)</i>							
02 Non-Ferrous Metals							
004 Research and Development							
Other schemes each costing rupees one crore and less	0.00	0.00	16.35	0.00	16.35	26.35	100.00
Total: 004	0.00	0.00	16.35	0.00	16.35	26.35	100.00
190 Investments in Public Sector and other undertakings							
Mines Development Corporation of Jharkhand State	0.00	0.00	0.00	0.00	0.00	2,00.00	0.00
Total: 190	0.00	0.00	0.00	0.00	0.00	2,00.00	0.00
800 Other expenditure							
Mining Establishment- Major works	0.00	0.00	0.00	0.00	0.00	4,03.58	0.00
Other schemes each costing rupees one crore and less	0.00	0.00	0.00	0.00	0.00	1,08.07	0.00
Total: 800	0.00	0.00	0.00	0.00	0.00	5,11.65	0.00
Total: 02	0.00	0.00	16.35	0.00	16.35	7,38.00	100.00
Total: 4853	0.00	0.00	16.35	0.00	16.35	7,38.00	100.00
4885 Other Capital Outlay on Industries and Minerals							
60 Others							
796 Tribal Area Sub-Plan							
Share capital for JIIDCO	2,00.00	0.00	1,00.00	0.00	1,00.00	8,00.00	(-)50.00
Total: 796	2,00.00	0.00	1,00.00	0.00	1,00.00	8,00.00	(-)50.00
Total 60	2,00.00	0.00	1,00.00	0.00	1,00.00	8,00.00	(-)50.00
Total: 4885	2,00.00	0.00	1,00.00	0.00	1,00.00	8,00.00	(-)50.00
Total: (f)	2,00.00	0.00	1,16.35	0.00	1,16.35	15,38.00	(-)41.83

16. DETAILED STATEMENT OF CAPITAL EXPENDITURE BY MINOR HEADS AND SUBHEADS - contd.

Figures in italics represent charged expenditure

Nature of expenditure	Expenditure during 2013-14	Expenditure during 2014-15			Expenditure to the end of 2014-15	Per cent of Increase(+) / Decrease (-) during the year	
		Non-Plan	Plan				
			State Plan	CSS/ CPS*			
<i>(Rupees in lakh)</i>							
(g) Capital Account of Transport							
5053 Capital Outlay on Civil Aviation							
02 Air Ports							
102 Aerodromes							
Fund allocation for construction of State Air base At Ranchi Airport	0.00	0.00	5,00.00	0.00	5,00.00	5,00.00	100.00
Construction and Development of base infrastructure for Jharkhand flying Institute	0.00	0.00	1,72.65	0.00	1,72.65	1,72.65	100.00
Construction and expansion of runway for different district Headquarters	0.00	0.00	3,00.00	0.00	3,00.00	3,00.00	100.00
Construction of helipad with all facilities to 10 Tourist places in Jharkhand	0.00	0.00	7,00.00	0.00	7,00.00	7,00.00	100.00
Aquisition of Land for extension of Birsa Munda Airport, Ranchi	1,10,00.00	0.00	0.00	0.00	0.00	1,10,00.00	(-)100.00
Total: 102	1,10,00.00	0.00	16,72.65	0.00	16,72.65	1,10,00.00	(-)84.79
Total 02	1,10,00.00	0.00	16,72.65	0.00	16,72.65	1,26,72.65	(-)84.79
80 General							
003 Training							
Establishment of Sona-sobran flying Academy, Dumka	0.00	0.00	5,00.00	0.00	5,00.00	5,00.00	100.00
Total: 003	0.00	0.00	5,00.00	0.00	5,00.00	5,00.00	100.00
Total 80	0.00	0.00	5,00.00	0.00	5,00.00	5,00.00	100.00
Total: 5053	1,10,00.00	0.00	21,72.65	0.00	21,72.65	1,31,72.65	(-)80.25

16. DETAILED STATEMENT OF CAPITAL EXPENDITURE BY MINOR HEADS AND SUBHEADS - contd.

Figures in italics represent charged expenditure

Nature of expenditure	Expenditure during 2013-14	Expenditure during 2014-15			Expenditure to the end of 2014-15	Per cent of Increase(+) / Decrease (-) during the year	
		Non-Plan	Plan				
			State Plan	CSS/ CPS*			Total
<i>(Rupees in lakh)</i>							
5054 Capital Outlay on Roads and Bridges							
03 State Highways							
052 Machinery and Equipment	0.00	0.00	0.00	0.00	0.00	4,57.04	0.00
Machinery and Equipment	36.08	0.00	0.00	0.00	0.00	3,35.80	(-)100.00
Other schemes each costing rupees one crore and less	0.00	0.00	0.00	0.00	0.00	5.91	0.00
Total: 052	36.08	0.00	0.00	0.00	0.00	7,98.75	(-)100.00
101 Bridges							
Bridges (Current Scheme)	0.00	0.00	0.00	0.00	0.00	93,68.02	0.00
Bridges (New Schemes)	60,77.03	0.00	53,01.02	0.00	53,01.02	1,93,84.78	(-)12.77
Total: 101	60,77.03	0.00	53,01.02	0.00	53,01.02	2,87,52.80	(-)12.77
337 Road Works							
Major Roads (New Scheme)	0.00	0.00	0.00	0.00	0.00	1,36,19.22	0.00
Major Roads	5,04,97.42	0.00	7,37,52.14	0.00	7,37,52.14	22,22,97.96	46.05
Major Roads- Current Scheme and New Scheme	0.00	0.00	0.00	0.00	0.00	1,50,70.46	0.00
Major Roads-	0.00	0.00	0.00	0.00	0.00	11,07.01	0.00
Loans from the Asian Development Bank for Widening and Strengthening of 2-4 lane of State Highways	18,93.23	0.00	30,00.00	0.00	30,00.00	1,69,64.36	58.46
Road construction under Central Road Fund	0.00	0.00	0.00	0.00	0.00	18,35.06	0.00
Total: 337	5,23,90.65	0.00	7,67,52.14	0.00	7,67,52.14	27,08,94.07	46.50

16. DETAILED STATEMENT OF CAPITAL EXPENDITURE BY MINOR HEADS AND SUBHEADS - contd.

Figures in italics represent charged expenditure

Nature of expenditure	Expenditure during 2013-14	Expenditure during 2014-15				Expenditure to the end of 2014-15	Per cent of Increase(+) / Decrease (-) during the year
		Non-Plan	Plan		Total		
			State Plan	CSS/ CPS*			
<i>(Rupees in lakh)</i>							
796 Tribal Area Sub-Plan							
Major Roads-Current Schemes and New Schemes	0.00	0.00	0.00	0.00	0.00	3,08,19.78	0.00
Major Roads (New Schemes)	0.00	0.00	0.00	0.00	0.00	2,35,50.60	0.00
Major Roads	7,05,86.31	0.00	10,42,00.00	0.00	10,42,00.00	39,04,94.48	47.62
Bridges	65,45.30	0.00	93,11.67	0.00	93,11.67	3,66,70.29	42.26
Bridges (New Scheme)	0.00	0.00	0.00	0.00	0.00	20,94.01	0.00
Bridges-Current Scheme and New Schemes	0.00	0.00	0.00	0.00	0.00	16,55.79	0.00
Major Roads- Loans from Asian Development Bank for Widening and Strengthening of 2-4 lane of State Highways	1,81,39.81	0.00	1,37,00.00	0.00	1,37,00.00	6,42,43.49	(-)24.48
State Highway Authority of Jharkhand Grant	0.00	0.00	0.00	0.00	0.00	5,00.00	0.00
BOT (ANNUITY) Annuity Payment of BOY (Annuity) Project	2,75,87.06	0.00	3,07,48.87	0.00	3,07,48.87	6,39,00.52	11.46
Machinery and equipments	2,19.27	0.00	3.51	0.00	3.51	2,22.78	(-)98.40
Other schemes each costing rupees one crore and less	0.00	0.00	0.00	0.00	0.00	3,38.27	0.00
Total: 796	12,30,77.75	0.00	15,79,64.05	0.00	15,79,64.05	61,44,90.01	28.34

16. DETAILED STATEMENT OF CAPITAL EXPENDITURE BY MINOR HEADS AND SUBHEADS - contd.

Figures in italics represent charged expenditure

Nature of expenditure	Expenditure during 2013-14	Expenditure during 2014-15			Expenditure to the end of 2014-15	Per cent of Increase(+) / Decrease (-) during the year	
		Non-Plan	Plan				
			State Plan	CSS/ CPS*			
<i>(Rupees in lakh)</i>							
799 Suspense-							
Miscellaneous Work Advance	61,44.30	0.00	35,82.24	0.00	35,82.24	5,52,81.15	(-)41.70
Stock	0.00	0.00	0.00	0.00	0.00	(-)1.26	0.00
Total: 799	61,44.30	0.00	35,82.24	0.00	35,82.24	5,52,79.89	(-)41.70
Total: 03	18,77,25.81	0.00	24,35,99.45	0.00	24,35,99.45	97,02,15.52	29.76
Total: 5054	18,77,25.81	0.00	24,35,99.45	0.00	24,35,99.45	97,02,15.52	29.76
5055 Capital Outlay on Road Transport							
190 Investments in Public Sector and other undertakings							
Strengthening of Transport Directorate including construction of buildings check posts & Purchase of Vehicles	1,78.34	0.00	93.43	0.00	93.43	21,94.58	(-)47.61
Machinery and Equipment – Purchase of soundless generator	1,77.94	0.00	17.02	0.00	17.02	4,49.14	(-)90.43
Bihar State Transport Corporation (Revival Package)	0.00	0.00	0.00	0.00	0.00	5,00.00	0.00
Renovation and Repair of the Offices and Workshop of State Road Transport Jharkhand	0.00	0.00	0.00	0.00	0.00	1,35.82	0.00
Other schemes each costing rupees one crore and less	0.00	0.00	5.76	0.00	5.76	1,90.39	100.00
Total: 190	3,56.28	0.00	1,16.21	0.00	1,16.21	34,69.93	(-)67.38

16. DETAILED STATEMENT OF CAPITAL EXPENDITURE BY MINOR HEADS AND SUBHEADS - contd.

Figures in italics represent charged expenditure

Nature of expenditure	Expenditure during 2013-14	Expenditure during 2014-15			Expenditure to the end of 2014-15	Per cent of Increase(+) / Decrease (-) during the year	
		Non-Plan	Plan				Total
			State Plan	CSS/ CPS*			
<i>(Rupees in lakh)</i>							
796 Tribal Area Sub-Plan-							
Strengthening of Transport Directorate/ Temporary Check Posts	0.00	0.00	36.36	0.00	36.36	4,67.47	100.00
Strengthening of Transport - Construction of Buildings	1,63.08	0.00	0.00	0.00	0.00	3,14.44	(-)100.00
Machinery and Equipment - Purchase of soundless generator	0.00	0.00	0.00	0.00	0.00	2,39.71	0.00
Machinery and Equipment	1,70.39	0.00	44.43	0.00	44.43	3,15.32	(-)73.92
Bihar State Transport Corporation (Revival Package)	0.00	0.00	0.00	0.00	0.00	5,50.00	0.00
Other schemes each costing rupees one crore and less	49.17	0.00	26.00	0.00	26.00	4,81.25	(-)47.12
Total: 796	3,82.64	0.00	1,06.79	0.00	1,06.79	23,68.19	(-)72.09
Total: 5055	7,38.92	0.00	2,23.00	0.00	2,23.00	58,38.12	(-)69.82
5075 Capital Outlay on Other Transport Services							
60 Others							
190 Investments in Public Sector and other undertakings							
Assistance Grants to Railway for various Railway Projects in Jharkhand State	0.00	0.00	0.00	0.00	0.00	2,68,53.44	0.00
Total 190	0.00	0.00	0.00	0.00	0.00	2,68,53.44	0.00

16. DETAILED STATEMENT OF CAPITAL EXPENDITURE BY MINOR HEADS AND SUBHEADS - contd.

Figures in italics represent charged expenditure

Nature of expenditure	Expenditure during 2013-14	Expenditure during 2014-15				Expenditure to the end of 2014-15	Per cent of Increase(+) / Decrease (-) during the year
		Non-Plan	Plan		Total		
			State Plan	CSS/ CPS*			
<i>(Rupees in lakh)</i>							
796 Tribal Area Sub-Plan							
Assistance Grants to Railway for various Railway Projects in Jharkhand State	0.00	0.00	0.00	0.00	0.00	3,52,29.37	0.00
Total 796	0.00	0.00	0.00	0.00	0.00	3,52,29.37	0.00
Total - 5075	0.00	0.00	0.00	0.00	0.00	6,20,82.81	0.00
Total - (g)	19,94,64.73	0.00	24,59,95.10	0.00	24,59,95.10	1,05,13,09.10	23.33
(j) Capital Account of General Economic Services							
5452 Capital Outlay on Tourism							
80 General							
104 Promotion and Publicity							
Construction of Underdeveloped Tourist Spots	0.00	0.00	0.00	0.00	0.00	6,36.07	0.00
Consolidated development of Tourism schemes, land acquisition/ Road facilities, Tourist Information Centre, Adventure Tourism etc. (Current)	3,16.97	0.00	4,15.93	0.00	4,15.93	17,76.13	31.22
Consolidated development of Tourism schemes, land acquisition/ Road facilities, Tourist Information Centre, adventure Tourism etc. (New)	3,76.29	0.00	5,89.60	0.00	5,89.60	15,31.77	56.69
Construction of Underdeveloped Tourist spots (New scheme)	0.00	0.00	0.00	0.00	0.00	13,96.32	0.00

16. DETAILED STATEMENT OF CAPITAL EXPENDITURE BY MINOR HEADS AND SUBHEADS - contd.

Figures in italics represent charged expenditure

Nature of expenditure	Expenditure during 2013-14	Expenditure during 2014-15				Expenditure to the end of 2014-15	Per cent of Increase(+) / Decrease (-) during the year
		Non-Plan	Plan		Total		
			State Plan	CSS/ CPS*			
<i>(Rupees in lakh)</i>							
Promotion	0.00	0.00	0.00	0.00	0.00	2,00.00	0.00
Overall Development of New Schemes- Land Acquisition/Purchase/Transfer	0.00	0.00	0.00	0.00	0.00	20,00.64	0.00
Overall Development of new schemes- Consolidated Development of Tourist Spots and Destination	0.00	0.00	0.00	0.00	0.00	17,77.87	0.00
Construction of Roadway Facilities	0.00	0.00	0.00	0.00	0.00	17,80.00	0.00
Construction of Underdeveloped Tourist Spots-Land Acquisition/Purchase/Transfer (Current)	0.00	0.00	0.00	0.00	0.00	1,42.32	0.00
Share Capital of Jharkhand Tourism Development Corporation	10.00	0.00	15.00	0.00	15.00	1,15.00(*)	50.00
Other schemes each costing rupees one crore and less	0.00	0.00	0.00	0.00	0.00	5,70.19(#)	0.00
Total: 104	7,03.26	0.00	10,20.53	0.00	10,20.53	1,19,26.31	45.11

(*) ₹ 90.00 lakh transferred from "other Schemes"

(#) ₹ 90.00 lakh transferred to Share Capital to Jharkhand Tourism Development Corporation.

16. DETAILED STATEMENT OF CAPITAL EXPENDITURE BY MINOR HEADS AND SUBHEADS - contd.

Figures in italics represent charged expenditure

Nature of expenditure	Expenditure during 2013-14	Expenditure during 2014-15				Expenditure to the end of 2014-15	Per cent of Increase(+) / Decrease (-) during the year
		Non-Plan	Plan		Total		
			State Plan	CSS/ CPS*			
<i>(Rupees in lakh)</i>							
789 Special Component Plan for Scheduled Castes							
Construction of Underdeveloped Tourist Spots- Suitable Development of Tourist Spots and Destination	0.00	0.00	0.00	0.00	0.00	1,22.84	0.00
Other schemes each costing rupees one crore and less	0.00	0.00	0.00	0.00	0.00	15.00	0.00
Total: 789	0.00	0.00	0.00	0.00	0.00	1,37.84	0.00
796 Tribal Area Sub-Plan							
Construction of roads in Tourist Places	0.00	0.00	0.00	0.00	0.00	1,78.17	0.00
Construction of Underdeveloped Tourist Spot	0.00	0.00	0.00	0.00	0.00	9,83.94	0.00
State Share (for Government of India Assisted Projects)	0.00	0.00	0.00	0.00	0.00	3,00.00	0.00
Overall Development New Schemes- Consolidated Development of Tourist Spots and Destinations	0.00	0.00	0.00	0.00	0.00	15,57.95	0.00
Overall Development of New Schemes- Land Acquisition/Purchase/Transfer	0.00	0.00	0.00	0.00	0.00	1,79.97	0.00
Construction of Roadway Facilities	0.00	0.00	0.00	0.00	0.00	8,62.49	0.00
Consultancy and Other Services	0.00	0.00	0.00	0.00	0.00	1,25.03	0.00
Construction of Underdeveloped Tourist Spots (new scheme)	0.00	0.00	0.00	0.00	0.00	16,39.68	0.00

16. DETAILED STATEMENT OF CAPITAL EXPENDITURE BY MINOR HEADS AND SUBHEADS - contd.

Figures in italics represent charged expenditure

Nature of expenditure	Expenditure during 2013-14	Expenditure during 2014-15			Expenditure to the end of 2014-15	Per cent of Increase(+) / Decrease (-) during the year	
		Non-Plan	Plan	Total			
			State Plan	CSS/ CPS*			
		<i>(Rupees in lakh)</i>					
Share Capital of Jharkhand Tourist Development Corporation	15.00	0.00	10.00	0.00	10.00	2,00.00	(-)33.33
Consolidated Development of Tourism Schemes, Land Acquisition / Road Facilities, Tourist Information Centres, Adventure Tourism etc.	8,26.29	0.00	3,22.39	0.00	3,22.39	30,85.60	(-)60.98
Other schemes each costing rupees one crore and less	0.00	0.00	0.00	0.00	0.00	4,63.05	0.00
Total: 796	8,41.29	0.00	3,32.39	0.00	3,32.39	95,75.88	(-)60.49
800 Other Expenditure							
Construction of roads in Tourist Places	0.00	0.00	0.00	0.00	0.00	1,43.58	0.00
Total: 800	0.00	0.00	0.00	0.00	0.00	1,43.58	0.00
Total: 80	15,44.55	0.00	13,52.92	0.00	13,52.92	2,17,83.61	(-)12.41
Total: 5452	15,44.55	0.00	13,52.92	0.00	13,52.92	2,17,83.61	(-)12.41
5475 Capital Outlay on Other General Economic Services							
101 Land Ceiling (other than agricultural land)							
Other schemes each costing rupees one crore and less	0.00	0.00	0.00	0.00	0.00	1.55(#)	0.00
Total: 101	0.00	0.00	0.00	0.00	0.00	1.55	0.00
202 Compensation to Land holders on abolition of zamindari System							
Other schemes each costing rupees one crore and less	0.00	0.00	0.00	0.00	0.00	5.41	0.00
Total 202	0.00	0.00	0.00	0.00	0.00	5.41	0.00

(#) Includes 0.95 lakh being the share capital to Regional Rural Bank

16. DETAILED STATEMENT OF CAPITAL EXPENDITURE BY MINOR HEADS AND SUBHEADS - conclud.

Figures in italics represent charged expenditure

Nature of expenditure	Expenditure during 2013-14	Expenditure during 2014-15				Expenditure to the end of 2014-15	Per cent of Increase(+) / Decrease (-) during the year
		Non-Plan	Plan		Total		
			State Plan	CSS/ CPS*			
<i>(Rupees in lakh)</i>							
796 Tribal Area Sub-Plan-							
Share of State Government in Share Capital for Jharkhand Rural Bank, Ranchi	0.00	0.00	0.00	0.00	0.00	6,30.11	0.00
Share of State Government in Share Capital for Vananchal Rural Bank Dumka	0.00	0.00	0.00	0.00	0.00	8,40.00	0.00
Contribution to the share capital of State Government Kshetriya Gramin Bank Investment	0.00	0.00	0.00	0.00	0.00	31,01.95	0.00
Total: 796	0.00	0.00	0.00	0.00	0.00	45,72.06	0.00
Total: 5475	0.00	0.00	0.00	0.00	0.00	45,79.02	0.00
Total: (j) Capital Account of General Economic Services	15,44.55	0.00	13,52.92	0.00	13,52.92	2,63,62.63	(-)12.41
Total:C Capital Account of Economic Services	36,30,29.39	0.00	42,65,74.46	41,23.75	43,07,10.42	2,53,25,24.86	18.64
				12.21 (*)			
Grand Total	47,22,50.04	22,82.12	53,73,88.21	70,41.57	55,42,94.04	3,60,14,78.72	17.37
				75,82.14 (*)			
Total (Capital Account)	Salary ₹ 33,55.05 lakh		Grants-in-aid ₹ 5,36.61 lakh				

(*) Relates to CPS

17. DETAILED STATEMENT ON BORROWINGS AND OTHER LIABILITIES

(a) Statement of Public Debt and Other Obligations

Description of Debt	Balance as on 1 April 2014	Additions during the year	Discharges during the year	Balance as on 31 March 2015	Per cent of Increase (+)/ Decrease (-)	Interest paid
<i>(Rupees in lakh)</i>						
E- Public Debt-						
6003- Internal Debt of the State Government-						
101 Market Loans	1,43,11,11.45	49,50,00.00	4,61,65.40	1,87,99,46.05	31.36	12,30,41.65
103 Loans from Life Insurance Corporation of India	4,69.96	0.00	0.00	4,69.96	0.00	0.00
104 Loans from General Insurance Corporation of India	1,59.75	0.00	0.00	1,59.75	0.00	0.00
105 Loans from the National Bank for Agricultural and Rural Development	30,22,95.14	7,90,00.00	3,96,91.16	34,16,03.98	13.00	3,64,62.31
106 Compensation and other Bonds	4,27,88.27	0.00	2,11,63.50	2,16,24.77	(-)49.46	0.00
107 Loans from the State Bank of India and other Banks	0.18	0.00	0.00	0.18	0.00	0.00
108 Loans from National Co-operative Development Corporation	1,04,67.23	7,92.89	14,46.62	98,13.50	(-)6.25	0.00
109 Loans from other Institutions	3,76,95.20	16,30.00	1,98,87.30	1,94,37.90	(-)48.43	0.00
110 Ways and Means Advances from the Reserve Bank of India	0.00	0.00	0.00	0.00	0.00	0.00
111 Special Securities issued to National Small Savings Fund of the Central Government	96,54,50.20	7,72,68.00	4,38,17.25	99,89,00.95	3.46	9,35,58.52
800 Other Loans	35,78.59	0.00	0.00	35,78.59	0.00	0.00
Total – 6003 Internal Debt of the State Government (a)	2,79,40,15.97	65,36,90.89	17,21,71.23	3,27,55,35.63	17.23	25,30,62.48

(a) For details please see Annexure to the Statement

17. DETAILED STATEMENT ON BORROWINGS AND OTHER LIABILITIES - Contd.

(a) Statement of Public Debt and Other Obligations

Description of Debt	Balance as on 1 April 2014	Additions during the year	Discharges during the year	Balance as on 31 March 2015	Per cent of Increase (+)/ Decrease (-)	Interest paid	
<i>(Rupees in lakh)</i>							
6004	Loans and Advances from the Central Government (a)						
01	4,08.82	0.00	2,29.12	1,79.70	(-)56.04	2,83.02	
02	20,87,85.77	1,53,20.79	1,55,87.41	20,85,19.15	(-)0.13	1,29,10.86	
	Total – 6004 Loans and Advances from the Central Government	20,91,94.59	1,53,20.79	20,86,98.85	(-)0.24	1,31,93.88	
	Total – E Public Debt	3,00,32,10.56	66,90,11.68	18,79,87.76	3,48,42,34.48	16.02	26,62,56.36
I-	Small Savings, Provident Funds etc.						
(b)	State Provident Funds-						
8009	21,51,97.16	8,35,36.23	9,22,89.40	20,64,43.99	(-)4.07	2,62,90.50	
	Total – (b) State Provident Funds	21,51,97.16	8,35,36.23	9,22,89.40	(-)4.07	2,62,90.50	

(a) For details please see Annexure to the Statement

17. DETAILED STATEMENT ON BORROWINGS AND OTHER LIABILITIES - Contd.

(a) Statement of Public Debt and Other Obligations

Description of Debt	Balance as on 1 April 2014	Additions during the year	Discharges during the year	Balance as on 31 March 2015	Per cent of Increase (+)/ Decrease (-)	Interest paid
<i>(Rupees in lakh)</i>						
(c) Other Accounts						
8011 Insurance and Pension Funds-	(-)5,93,38.24	7,20.32	1,22,23.84	(-)7,08,41.76	19.39	2.29
Total – (c) Other Accounts	(-)5,93,38.24	7,20.32	1,22,23.84	(-)7,08,41.76	19.39	2.29
Total–I Small Savings, Provident Funds, etc.	15,58,58.92	8,42,56.55	10,45,13.24	13,56,02.23	(-)13.00	2,62,92.79
J Reserve Funds						
(a) Reserve Funds bearing Interest						
8121 General and Other Reserve Funds	5,91,56.38	3,07,85.00	32,62.06	8,66,79.32	46.53	0.00
Total (a) Reserve Funds bearing Interest	5,91,56.38	3,07,85.00	32,62.06	8,66,79.32	46.53	0.00
(b) Reserve Funds not bearing Interest						
8235 General and Other Reserve Funds (#)	0.00	0.00	0.00	0.00	0.00	0.00
Total (b) Reserve Funds not bearing Interest	0.00	0.00	0.00	0.00	0.00	0.00
Total J Reserve Funds	5,91,56.38	3,07,85.00	32,62.06	8,66,79.32	46.53	0.00

(#) ₹ 3,47.39 lakh transferred from “8235” to “8121” bearing amount relates to Calamity Relief Funds.

17. DETAILED STATEMENT ON BORROWINGS AND OTHER LIABILITIES - Contd.

(a) Statement of Public Debt and Other Obligations

Description of Debt	Balance as on 1 April 2014	Additions during the year	Discharges during the year	Balance as on 31 March 2015	Per cent of Increase (+)/ Decrease (-)	Interest paid	
<i>(Rupees in lakh)</i>							
K	Deposits and Advances						
(a)	Deposit bearing Interest						
8342	Other Deposits	18,56.11	1,68,77.04	1,71,47.40	15,85.75	(-)14.57	0.00
	Total (a) Deposit bearing Interest	18,56.11	1,68,77.04	1,71,47.40	15,85.75	(-)14.57	0.00
(b)	Deposit not bearing Interest-						
8443	Civil Deposits	27,95,51.55	16,89,24.30	13,26,63.98	31,58,11.87	12.97	0.00
8448	Deposits of Local Funds	25,97,50.39	51,55,08.60	44,22,63.75	33,29,95.24	28.20	0.00
8449	Other Deposits-	0.00	49,54,94.12	49,54,94.12	0.00	0.00	0.00
	Total (b) Deposit not bearing Interest	53,93,01.94	1,17,99,27.02	1,07,04,21.85	64,88,07.11	20.30	0.00
	Total K Deposit and Advances	54,11,58.05	1,19,68,04.06	1,08,75,69.25	65,03,92.86	20.19	0.00
	Total Other Liabilities	75,61,73.35	1,31,18,45.61	1,19,53,44.55	87,26,74.41	15.41	0.00
	Total - Debt and Other Liabilities	3,75,93,83.91	1,98,08,57.29	1,38,33,32.31	4,35,69,08.89	15.89	29,25.49.15

ANNEXURE TO STATEMENT NO. 17

Description of Debt		When Raised	Balance as on 1 April 2014	Additions during the year	Discharges during the year	Balance as on 31 March 2015
1		2	3	4	5	6
<i>(Rupees in lakh)</i>						
E- Public Debt-						
6003-	Internal Debt of the State Government -					
101	Market Loans -					
(a)	Market Loans bearing interest –					
(i)	6.20 Per cent Jharkhand State Development Loan, 2015	2003-2004	82,83.00	0.00	0.00	82,83.00
(ii)	5.85 Per cent Jharkhand State Development Loan, 2015	2003-2004	1,47,11.00	0.00	0.00	1,47,11.00
(iii)	5.90 Per cent Jharkhand State Development Loan, 2017	2003-2004	27,98.70	0.00	0.00	27,98.70
(iv)	5.60 Per cent Jharkhand State Development Loan, 2014	2004-2005	1,24,78.40	0.00	1,24,78.40	0.00
(v)	5.70 Per cent Jharkhand State Development Loan, 2014	2004-2005	1,30,43.30	0.00	1,30,43.30	0.00
(vi)	7.36 Per cent Jharkhand State Development Loan, 2014	2004-2005	74,50.00	0.00	74,00.00	50.00

ANNEXURE TO STATEMENT NO. 17 - Contd.

Description of Debt		When Raised	Balance as on 1 April 2014	Additions during the year	Discharges during the year	Balance as on 31 March 2015
1		2	3	4	5	6
<i>(Rupees in lakh)</i>						
E- Public Debt-contd.						
6003-	Internal Debt of the State Government - contd.					
101	Market Loans - contd					
(a)	Market Loans bearing interest – contd					
(vii)	7.32 Per cent Jharkhand State Development Loan, 2014	2004-2005	1,16,74.70	0.00	1,16,74.70	0.00
(viii)	7.02 Per cent Jharkhand State Development Loan, 2015	2004-2005	15,69.00	0.00	15,69.00	0.00
(ix)	7.39 Per cent Jharkhand State Development Loan, 2015	2005-2006	79,04.00	0.00	0.00	79,04.00
(x)	7.77 Per cent Jharkhand State Development Loan, 2015	2005-2006	1,67,26.60	0.00	0.00	1,67,26.60
(xi)	7.50 Per cent Jharkhand Government Stock, 2015	2005-2006	1,17,81.20	0.00	0.00	1,17,81.20
(xii)	7.96 Per cent Jharkhand Government Stock, 2016	2006-2007	1,29,59.00	0.00	0.00	1,29,59.00
(xiii)	8.65 Per cent Jharkhand Government Stock, 2016	2006-2007	78,37.40	0.00	0.00	78,37.40
(xiv)	7.99 Per cent Jharkhand Government Stock, 2016	2006-2007	1,92,56.40	0.00	0.00	1,92,56.40
(xv)	8.04 Per cent Jharkhand Government Stock, 2017	2007-2008	1,92,18.00	0.00	0.00	1,92,18.00
(xvi)	7.89 Per cent Jharkhand Government Stock, 2018	2007-2008	10,00,00.00	0.00	0.00	10,00,00.00
(xvii)	6.34 Per cent Jharkhand Government Stock, 2018	2008-2009	1,95,45.00	0.00	0.00	1,95,45.00

ANNEXURE TO STATEMENT NO. 17 - Contd.

Description of Debt		When Raised	Balance as on 1 April 2014	Additions during the year	Discharges during the year	Balance as on 31 March 2015
1		2	3	4	5	6
<i>(Rupees in lakh)</i>						
E- Public Debt-contd.						
6003-	Internal Debt of the State Government - contd.					
101	Market Loans - contd					
(a)	Market Loans bearing interest – contd					
(xviii)	6.10 Per cent Jharkhand Government Stock, 2019	2008-2009	2,48,10.00	0.00	0.00	2,48,10.00
(xix)	7.44 Per cent Jharkhand Government Stock, 2019	2008-2009	4,00,00.00	0.00	0.00	4,00,00.00
(xx)	8.75 Per cent Jharkhand Government Stock, 2019	2008-2009	5,35,00.00	0.00	0.00	5,35,00.00
(xxi)	8.47 Per cent Jharkhand Government Stock, 2019	2008-2009	1,07,45.00	0.00	0.00	1,07,45.00
(xxii)	7.54 Per cent Jharkhand Government Stock, 2019	2009-2010	5,17,45.00	0.00	0.00	5,17,45.00
(xxiii)	8.01 Per cent Jharkhand Government Stock, 2019	2009-2010	4,74,40.00	0.00	0.00	4,74,40.00
(xxiv)	8.37 Per cent Jharkhand Government Stock, 2019	2009-2010	5,99,89.00	0.00	0.00	5,99,89.00
(xxv)	8.19 Per cent Jharkhand Government Stock, 2019	2009-2010	2,52,24.00	0.00	0.00	2,52,24.00
(xxvi)	8.28 Per cent Jharkhand Government Stock, 2020	2010-2011	5,00,00.00	0.00	0.00	5,00,00.00
(xxvii)	8.52 Per cent Jharkhand Government Stock, 2021	2011-2012	5,00,00.00	0.00	0.00	5,00,00.00
(xxviii)	9.05 Per cent Jharkhand Government Stock, 2021	2011-2012	5,00,00.00	0.00	0.00	5,00,00.00

ANNEXURE TO STATEMENT NO. 17 - Contd.

Description of Debt	When Raised	Balance as on 1 April 2014	Additions during the year	Discharges during the year	Balance as on 31 March 2015	
1	2	3	4	5	6	
<i>(Rupees in lakh)</i>						
E- Public Debt-contd.						
6003-	Internal Debt of the State Government - contd.					
101	Market Loans - contd.					
(a)	Market Loans bearing interest –Contd.					
(xxix)	9.32 Per cent Jharkhand Government Stock, 2022	2011-2012	2,54,05.00	0.00	0.00	2,54,05.00
(xxx)	8.90 Per cent Jharkhand Government Stock, 2022	2012-2013	2,00,00.00	0.00	0.00	2,00,00.00
(xxxii)	8.93 Per cent Jharkhand Government Stock, 2022	2012-2013	3,00,00.00	0.00	0.00	3,00,00.00
(xxxiii)	8.81 Per cent Jharkhand Government Stock, 2022	2012-2013	5,00,00.00	0.00	0.00	5,00,00.00
(xxxiv)	9.00 Per cent Jharkhand Government Stock, 2022	2012-2013	5,00,00.00	0.00	0.00	5,00,00.00
(xxxv)	8.66 Per cent Jharkhand Government Stock, 2023	2012-2013	10,00,00.00	0.00	0.00	10,00,00.00
(xxxvi)	8.64 Per cent Jharkhand Government Stock, 2023	2012-2013	8,00,00.00	0.00	0.00	8,00,00.00
(xxxvii)	8.62 Per cent Jharkhand Government Stock, 2023	2012-2013	3,00,00.00	0.00	0.00	3,00,00.00

ANNEXURE TO STATEMENT NO. 17 - Contd.

Description of Debt		When Raised	Balance as on 1 April 2014	Additions during the year	Discharges during the year	Balance as on 31 March 2015
1		2	3	4	5	6
<i>(Rupees in lakh)</i>						
E- Public Debt-contd.						
6003-	Internal Debt of the State Government - contd.					
101	Market Loans - contd.					
(a)	Market Loans bearing interest –Concl.					
(xxxvii)	8.55 Per cent Jharkhand Government Stock, 2023	2013-2014	3,00,00.00	0.00	0.00	3,00,00.00
(xxxviii)	9.15 Per cent Jharkhand Government Stock, 2023	2013-2014	3,00,00.00	0.00	0.00	3,00,00.00
(xxxix)	9.75 Per cent Jharkhand Government Stock, 2023	2013-2014	2,00,00.00	0.00	0.00	2,00,00.00
(xxxx)	9.36 Per cent Jharkhand State Development Loan, 2024	2013-2014	5,00,00.00	0.00	0.00	5,00,00.00
(xxxxi)	9.69 Per cent Jharkhand State Development Loan, 2024	2013-2014	4,50,00.00	0.00	0.00	4,50,00.00
(xxxxii)	9.67 Per cent Jharkhand State Development Loan, 2024	2013-2014	7,00,00.00	0.00	0.00	7,00,00.00
(xxxxiii)	9.69 Per cent Jharkhand State Development Loan, 2024	2013-2014	5,00,00.00	0.00	0.00	5,00,00.00
(xxxxiv)	8.16 Per cent Jharkhand State Development Loan, 2025	2014-2015	0.00	15,00,00.00	0.00	15,00,00.00
(xxxxv)	8.08 Per cent Jharkhand State Development Loan, 2025	2014-2015	0.00	12,00,00.00	0.00	12,00,00.00
(xxxxvi)	8.10 Per cent Jharkhand State Development Loan, 2025	2014-2015	0.00	10,00,00.00	0.00	10,00,00.00
(xxxxvii)	8.05 Per cent Jharkhand State Development Loan, 2024	2014-2015	0.00	5,00,00.00	0.00	5,00,00.00
(xxxxviii)	8.27 Per cent Jharkhand State Development Loan, 2024	2014-2015	0.00	7,50,00.00	0.00	7,50,00.00
Total – (a) Market Loans bearing interest			1,43,10,93.70	49,50,00.00	4,61,65.40	1,87,99,28.30

ANNEXURE TO STATEMENT NO. 17 - Contd.

Description of Debt	When Raised	Balance as on 1 April 2014	Additions during the year	Discharges during the year	Balance as on 31 March 2015	
1	2	3	4	5	6	
<i>(Rupees in lakh)</i>						
E- Public Debt-contd.						
6003-	Internal Debt of the State Government - contd.					
101	Market Loans - conclud.					
(b)	Market Loans not bearing interest -					
(i)	6.75 Per cent Bihar State Development Loan, 1992	1980-1981	0.16	0.00	0.00	0.16
(ii)	7 Per cent Bihar State Development Loan, 1993	1981-1982	0.50	0.00	0.00	0.50
(iii)	7.50 Per cent Bihar State Development Loan, 1997	1982-1983	0.03	0.00	0.00	0.03
(iv)	9.75 Per cent Bihar State Development Loan, 1998	1985-1986	0.01	0.00	0.00	0.01
(v)	9 Per cent Bihar State Development Loan, 1999	1984-1985	2.47	0.00	0.00	2.47
(vi)	8.75 Per cent Bihar State Development Loan, 2000	1983-1984	0.52	0.00	0.00	0.52
(vii)	11 Per cent Bihar State Development Loan, 2001	1986-1987	0.13	0.00	0.00	0.13
(viii)	11 Per cent Bihar State Development Loan, 2002	1987-1988	0.04	0.00	0.00	0.04
(ix)	13.50 Per cent Bihar State Development Loan, 2003	1993-1994	2.12	0.00	0.00	2.12
(x)	14 Per cent Bihar State Development Loan, 2005	1995-1996	0.51	0.00	0.00	0.51
(xi)	13.75 Per cent Bihar State Development Loan, 2007	1996-1997	10.12	0.00	0.00	10.12
(xii)	13 Per cent Bihar State Development Loan, 2007	1992-1993	0.05	0.00	0.00	0.05
(xiii)	11.50 Per cent Bihar State Development Loan, 2009	1989-1990	0.52	0.00	0.00	0.52
(xiv)	11.50 Per cent Bihar State Development Loan, 2010	1990-1991	0.05	0.00	0.00	0.05
(xv)	11.50 Per cent Bihar State Development Loan, 2011	1991-1992	0.19	0.00	0.00	0.19
(xvi)	12 Per cent Bihar State Development Loan, 2011	1991-1992	0.33	0.00	0.00	0.33
Total (b) Market Loans not bearing interest			17.75	0.00	0.00	17.75
Total – 101 Market Loans			1,43,11,11.45	49,50,00.00	4,61,65.40	1,87,99,46.05

ANNEXURE TO STATEMENT NO. 17 - Contd.

Description of Debt	When Raised	Balance as on 1 April 2014	Additions during the year	Discharges during the year	Balance as on 31 March 2015
1	2	3	4	5	6

(Rupees in lakh)

E- Public Debt-contd.

6003- Internal Debt of the State Government - contd.

103	Loans from Life Insurance Corporation of India	1958-59 to 1965-66, 1967-68 to 1969-70 1971-72, 1975-76, 1976-77, 1978-79 to 1982-83 & 1999-2000	4,69.96	0.00	0.00	4,69.96
104	Loans from General Insurance Corporation of India	1978-79,1980-81 to 1981-82, 1983-84, to 1984-85 & 1999-2000	1,59.75	0.00	0.00	1,59.75
105	Loans from the National Bank for Agricultural and Rural Development	Upto 1996-97, 1998- 99, 1999-2000, 2004- 05, 2005-06, 2007-08, 2008-09 to 2014-15	30,22,95.14	7,90,00.00	3,96,91.16	34,16,03.98

ANNEXURE TO STATEMENT NO. 17 - Contd.

Description of Debt		When Raised	Balance as on 1 April 2014	Additions during the year	Discharges during the year	Balance as on 31 March 2015
1		2	3	4	5	6
<i>(Rupees in lakh)</i>						
E- Public Debt-contd.						
6003-	Internal Debt of the State Government – contd.					
106	Compensation and other Bonds					
(i)	Zamindari Abolition Compensation Bonds	1960-61, 1962-63, 1966-67, 1969-70, 1971-72 to 1974-75 1978-79 to 1982-83, 1984-85 to 1989-90, 1991-92 & 1999- 2000	4,81.68	0.00	10.28	4,71.40
(ii)	Power Bonds	2004-05 & 2005-06	4,23,06.59	0.00	2,11,53.22	2,11,53.37
Total 106 Compensation and other Bonds			4,27,88.27	0.00	2,11,63.50	2,16,24.77
107	Loans from the State Bank of India and other Banks					
(i)	Loans from the State Bank of India	1961-62 to 1963-64, 1965-66 to 1966-67 and 1972-73	0.18	0.00	0.00	0.18

ANNEXURE TO STATEMENT NO. 17 - Contd.

Description of Debt	When Raised	Balance as on 1 April 2014	Additions during the year	Discharges during the year	Balance as on 31 March 2015	
1	2	3	4	5	6	
<i>(Rupees in lakh)</i>						
E- Public Debt-contd.						
6003-	Internal Debt of the State Government – contd.					
108	Loans from National Co-operative Development Corporation-					
(i)	Loans from National Co-operative Development Corporation and Central Warehousing Corporation	1956-57, 1959-60 to 1967-68, 1969-70 to 1974-75, 1977-78 to 1990-91, 1993-94, 1994-95 and 1996-97, 2005-06, 2011-12 to 2014-15	1,04,67.23	7,92.89	14,46.62	98,13.50
109	Loans from other Institutions-					
(i)	Loans from the National Agricultural Credit Fund of the Reserve Bank	1956-57, 1959-60 to 1967-68, 1969-70, 1971-72 to 1975-76, 1976-77, 1978-79 to 1982-83, 2005-06, 2007-2008 & 2008-09	82,07.31	0.00	0.00	82,07.31
(ii)	Loans from Khadi and Village Industries Commission	1963-64	0.03	0.00	0.00	0.03

ANNEXURE TO STATEMENT NO. 17 - Contd.

Description of Debt	When Raised	Balance as on 1 April 2014	Additions during the year	Discharges during the year	Balance as on 31 March 2015	
1	2	3	4	5	6	
<i>(Rupees in lakh)</i>						
E- Public Debt-contd.						
6003-	Internal Debt of the State Government – conclud.					
109	Loans from other Institutions - conclud.					
(iii)	Loans from Bihar State Warehousing Corporation	1973-74 and 1978-79	2.02	0.00	0.00	2.02
(iv)	Loans from Bihar State Electricity Board	1974-75	0.59	0.00	0.00	0.59
(v)	Loans from Bihar State Co-operative Lac Marketing Federation	1978-79	1.01	0.00	0.00	1.01
(vi)	Loans from Housing and Urban Development Corporation	1988-89, 2007-08, 2009-10 to 2014-15	2,24,54.12	16,30.00	1,21,57.26	1,19,26.86
(vii)	Loans from Rural Electrification Corporation	2009-2010	70,30.12	0.00	77,30.04	(-)6,99.92
	Total – 109 Loans form other Institutions		3,76,95.20	16,30.00	1,98,87.30	1,94,37.90
110	Ways and Means Advance from the Reserve Bank of India		0.00	0.00	0.00	0.00
111	Special Securities issued to National Small Savings Fund of the Central Government	2000-01 to 2014-15	96,54,50.20	7,72,68.00	4,38,17.25	99,89,00.95
800	Other Loans	1978-79 and 2008-09	35,78.59	0.00	0.00	35,78.59
	Total – 6003 – Internal Debt of the State Government		2,79,40,15.97	65,36,90.89	17,21,71.23	3,27,55,35.63

ANNEXURE TO STATEMENT NO. 17 - Concl'd.

Description of Debt		When Raised	Balance as on 1 April 2014	Additions during the year	Discharges during the year	Balance as on 31 March 2015
1		2	3	4	5	6
<i>(Rupees in lakh)</i>						
E- Public Debt-concl'd.						
6004	Loans and Advances from the Central Government					
01	Non-Plan Loans					
201	House Building Advances					
	House Building Advances of All India Services	1991-92 to 1997-98 2006-07, 2007-08, 2008-09 & 2009-10	1,18.66	0.00	48.94	69.72
800	Other Loans-					
	Modernisation of Police Force	1984-85 to 2000-01 and 2009-10	21.86	0.00	1,80.18	(-)1,58.32
	Other Reserve Battallians	1998 to 2000, 2006- 2007 & 2007-08	2,48.69	0.00	0.00	2,48.69
	Scholarship – National Loan Scholarship Scheme	1985-86 to 1989-90	19.61	0.00	0.00	19.61
	Total - 01 Non-Plan Loans		4,08.82	0.00	2,29.12	1,79.70
02	Loans for State/Union Territory Plan Schemes-					
101	Block Loans	1984-85 to 2003-04, 2005-06, 2006-07, 2007-08, 2008-09 to 2014-15	3,97,65.05	1,53,20.79	50,91.89	4,99,93.95
105	State Plan Loan Consolidated in terms of recommendations of 12th Finance Commission		16,90,20.72	0.00	1,04,95.52	15,85,25.20
	Total - 02 Loans for State/Union Territory Plan Schemes		20,87,85.77	1,53,20.79	1,55,87.41	20,85,19.15
	Total – 6004 Loans and Advances from the Central Government		20,91,94.59	1,53,20.79	1,58,16.53	20,86,98.85
	Total – E – Public Debt		3,00,32,10.56	66,90,11.68	18,79,87.76	3,48,42,34.48

17. DETAILED STATEMENT OF BORROWINGS AND OTHER LIABILITIES -contd.

(b) Maturity Profile

(i) Maturity Profile of Internal Debt

Year	Description of Market Loans Bihar/Jharkhand State Development Loan/Jharkhand Government Stock	Loans from State Bank of India and other Banks	Loans from Life Insurance Corporation of India	Loans from General Insurance Corporation of India	Loans from NABARD	Compensation and other bonds (ZACB)	Compensation and other bonds (Power Bond)	Loans from HUDCO	Special securities issued to NSSF of Central Government	Loans from NCDC	Loans from other Institution	Total
1	2	3	4	5	6	7(a)	7(b)	8	9	10	11	12
<i>(Rupees in lakh)</i>												
2015-16	5,94,73.55	0.00	0.00	0.00	1,27,88.06	0.00	2,11,53.37	5,80.64	4,81,32.80	2,91.10	0.00	14,24,19.52
2016-17	4,28,51.50	0.00	0.00	0.00	1,83,16.15	0.00	0.00	4,55.77	5,42,71.95	2,91.10	0.00	11,61,86.47
2017-18	11,92,18.00	0.00	0.00	0.00	1,22,10.77	0.00	0.00	4,55.77	5,55,52.30	2,91.10	0.00	18,77,27.94
2018-19	14,86,00.00	0.00	0.00	0.00	1,02,10.77	0.00	0.00	7,53.77	5,66,58.45	2,91.10	0.00	21,65,14.09
2019-20	18,43,98.00	0.00	0.00	0.00	1,02,10.77	0.00	0.00	7,53.77	5,79,06.53	2,91.10	0.00	25,35,60.17
2020-21	5,00,00.00	0.00	0.00	0.00	2,00,56.68	0.00	0.00	7,53.77	6,17,69.93	4,94.08	0.00	13,30,74.46
2021-22	12,54,05.00	0.00	0.00	0.00	1,73,02.19	0.00	0.00	7,53.77	6,17,69.93	4,94.08	0.00	20,57,24.97
2022-23	36,00,00.00	0.00	0.00	0.00	1,69,38.50	0.00	0.00	6,22.79	6,17,69.93	4,94.08	0.00	43,98,25.30
2023-24	29,50,00.00	0.00	0.00	0.00	1,08,33.11	0.00	0.00	2,53.79	6,17,69.93	3,38.18	0.00	36,81,95.01
2024-25	49,50,00.00	0.00	0.00	0.00	1,08,33.11	0.00	0.00	0.00	6,17,69.93	3,38.18	0.00	56,79,41.22

17. DETAILED STATEMENT OF BORROWINGS AND OTHER LIABILITIES -contd.

(b) Maturity Profile

(i) Maturity Profile of Internal Debt

Year	Description of Market Loans Bihar/Jharkhand State Development Loan/Jharkhand Government Stock	Loans from State Bank of India and other Banks	Loans from Life Insurance Corporation of India	Loans from General Insurance Corporation of India	Loans from NABARD	Compensation and other bonds (ZACB)	Compensation and other bonds (Power Bond)	Loans from HUDCO	Special securities issued to NSSF of Central Government	Loans from NCDC	Loans from other Institution	Total
1	2	3	4	5	6	7(a)	7(b)	8	9	10	11	12
<i>(Rupees in lakh)</i>												
2025-26	0.00	0.00	0.00	0.00	1,08,33.12	0.00	0.00	32,71.51	5,99,18.78	8,44.47	0.00	7,48,67.88
2026-27	0.00	0.00	0.00	0.00	2,57,28.33	0.00	0.00	32,71.51	5,76,12.23	8,47.45	0.00	8,74,59.52
2027-28	0.00	0.00	0.00	0.00	2,57,28.29	0.00	0.00	0.00	5,44,85.83	8,22.05	0.00	8,10,36.17
2028-29	0.00	0.00	0.00	0.00	2,57,28.29	0.00	0.00	0.00	4,93,59.28	4,12.25	0.00	7,54,99.82
2029-30	0.00	0.00	0.00	0.00	2,57,28.29	0.00	0.00	0.00	4,24,79.83	4,12.25	0.00	6,86,20.37
2030-31	0.00	0.00	0.00	0.00	2,57,28.29	0.00	0.00	0.00	3,45,14.73	1,11.91	0.00	6,03,54.93
2031-32	0.00	0.00	0.00	0.00	2,08,09.75	0.00	0.00	0.00	2,63,45.68	6,62.03	0.00	4,78,17.46
2032-33	0.00	0.00	0.00	0.00	2,08,09.75	0.00	0.00	0.00	1,96,89.93	6,12.50	0.00	4,11,12.18
2033-34	0.00	0.00	0.00	0.00	2,08,09.76	0.00	0.00	0.00	1,88,42.78	4,12.50	0.00	4,00,65.04
2034-35	0.00	0.00	0.00	0.00	0.00	0.00	0.00	0.00	1,79,52.68	5,12.50	0.00	1,84,65.18

17. DETAILED STATEMENT OF BORROWINGS AND OTHER LIABILITIES -contd.

(b) Maturity Profile

(i) Maturity Profile of Internal Debt

Year	Description of Market Loans Bihar/Jharkhand State Development Loan/Jharkhand Government Stock	Loans from State Bank of India and other Banks	Loans from Life Insurance Corporation of India	Loans from General Insurance Corporation of India	Loans from NABARD	Compensation and other bonds (ZACB)	Compensation and other bonds (Power Bond)	Loans from HUDCO	Special securities issued to NSSF of Central Government	Loans from NCDC	Loans from other Institution	Total
1	2	3	4	5	6	7(a)	7(b)	8	9	10	11	12
<i>(Rupees in lakh)</i>												
2035-36	0.00	0.00	0.00	0.00	0.00	0.00	0.00	0.00	1,36,37.13	5,49.49	0.00	1,41,86.62
2036-37	0.00	0.00	0.00	0.00	0.00	0.00	0.00	0.00	74,97.98	0.00	0.00	74,97.98
2037-38	0.00	0.00	0.00	0.00	0.00	0.00	0.00	0.00	62,17.63	0.00	0.00	62,17.63
2038-39	0.00	0.00	0.00	0.00	0.00	0.00	0.00	0.00	51,11.48	0.00	0.00	51,11.48
2039-40	0.00	0.00	0.00	0.00	0.00	0.00	0.00	0.00	38,63.30	0.00	0.00	38,63.30
Details of Maturity year not available	0.00	0.18	4,69.96	1,59.75	0.00	4,71.40	0.00	0.00	0.00	0.00	1,10,89.63	1,21,90.92
Total	1,87,99,46.05	0.18	4,69.96	1,59.75	34,16,03.98	4,71.40	2,11,53.37	1,19,26.86	99,89,00.95	98,13.50	1,10,89.63	3,27,55,35.63

17. DETAILED STATEMENT OF BORROWINGS AND OTHER LIABILITIES - contd.

(b) Maturity Profile

(ii) Maturity Profile of Loans and Advances from the Central Government

Year	Non-Plan Loans	Loans for State/ Union Territory Plan Schemes	Loans for Central Plan Schemes	Loans for Centrally Sponsored Plan Schemes	Ways and Means Advances	Pre-1984-85 Loans	Total
1	2	3	4	5	6	7	8
				<i>(Rupees in lakh)</i>			
2015-2016	1,79.70	1,63,90.25	0.00	0.00	0.00	0.00	1,65,69.95
2016-2017	0.00	1,64,51.54	0.00	0.00	0.00	0.00	1,64,51.54
2017-2018	0.00	1,64,88.13	0.00	0.00	0.00	0.00	1,64,88.13
2018-2019	0.00	1,65,48.13	0.00	0.00	0.00	0.00	1,65,48.13
2019-2020	0.00	1,65,89.17	0.00	0.00	0.00	0.00	1,65,89.17
2020-2021	0.00	1,66,86.33	0.00	0.00	0.00	0.00	1,66,86.33
2021-2022	0.00	1,67,84.07	0.00	0.00	0.00	0.00	1,67,84.07
2022-2023	0.00	1,32,60.34	0.00	0.00	0.00	0.00	1,32,60.34
2023-2024	0.00	1,32,57.27	0.00	0.00	0.00	0.00	1,32,57.27
2024-2025	0.00	1,32,47.37	0.00	0.00	0.00	0.00	1,32,47.37
2025-2026	0.00	1,48,05.92	0.00	0.00	0.00	0.00	1,48,05.92
2026-2027	0.00	70,17.24	0.00	0.00	0.00	0.00	70,17.24

17. DETAILED STATEMENT OF BORROWINGS AND OTHER LIABILITIES - contd.

(b) Maturity Profile

(ii) Maturity Profile of Loans and Advances from the Central Government

Year	Non-Plan Loans	Loans for State/ Union Territory Plan Schemes	Loans for Central Plan Schemes	Loans for Centrally Sponsored Plan Schemes	Ways and Means Advances	Pre-1984-85 Loans	Total
1	2	3	4	5	6	7	8
				<i>(Rupees in lakh)</i>			
2027-2028	0.00	55,75.72	0.00	0.00	0.00	0.00	55,75.72
2028-2029	0.00	38,61.49	0.00	0.00	0.00	0.00	38,61.49
2029-2030	0.00	38,93.87	0.00	0.00	0.00	0.00	38,93.87
2030-2031	0.00	39,55.23	0.00	0.00	0.00	0.00	39,55.23
2031-2032	0.00	37,13.06	0.00	0.00	0.00	0.00	37,13.06
2032-2033	0.00	37,13.06	0.00	0.00	0.00	0.00	37,13.06
2033-2034	0.00	36,82.47	0.00	0.00	0.00	0.00	36,82.47
2034-2035	0.00	25,98.49	0.00	0.00	0.00	0.00	25,98.49
2035-2036	0.00	0.00	0.00	0.00	0.00	0.00	0.00
2036-2037	0.00	0.00	0.00	0.00	0.00	0.00	0.00
Total	1,79.70	20,85,19.15	0.00	0.00	0.00	0.00	20,86,98.85

17. DETAILED STATEMENT OF BORROWINGS AND OTHER LIABILITIES - contd.

(c) Interest Rate Profile of Outstanding Loans

(i) Internal Debt of the State Government

Rate of Interest (Percent)	Amount Outstanding as on 31 March 2015										
1	Market Loans bearing interest 2	Compen- sation and other Bonds (ZACB) 3(a)	Compen- sation and other Bonds (Power Bond) 3(b)	Special Securities issued to NSSF of Central Government 4	Life Insurance Corporation of India 5	General Insurance Corpo- ration of India 6	NABARD 7	NCDC 8	Others 9	Total 10	Share in total (In Per cent) 11
<i>(Rupees in lakh)</i>											
Below 5.00	0.00	4,71.40	0.00	0.00	0.00	0.00	0.00	0.00	0.00	4,71.40	0.01
5.00 to 5.99	4,30,31.40	0.00	0.00	0.00	0.00	0.00	0.00	0.00	0.00	4,30,31.40	1.31
6.00 to 6.99	5,26,38.16	0.00	0.00	0.00	0.00	0.00	0.00	0.00	0.00	5,26,38.16	1.61
7.00 to 7.99	72,99,01.03	0.00	0.00	0.00	0.00	0.00	0.00	0.00	0.00	72,99,01.03	22.28
8.00 to 8.99	66,39,53.92	0.00	2,11,53.37	0.00	0.00	0.00	0.00	0.00	0.00	68,51,07.29	20.92
9.00 to 9.99	39,04,07.48	0.00	0.00	83,84,44.80	0.00	0.00	0.00	0.00	0.00	1,22,88,52.28	37.52
10.00 to 10.99	0.00	0.00	0.00	16,04,56.15	0.00	0.00	0.00	0.00	0.00	16,04,56.15	4.90
11.00 to 11.99	0.93	0.00	0.00	0.00	0.00	0.00	0.00	0.00	0.00	0.93	0.00
12.00 to 12.99	0.33	0.00	0.00	0.00	0.00	0.00	0.00	0.00	0.00	0.33	0.00
13.00 to 13.99	12.29	0.00	0.00	0.00	0.00	0.00	0.00	0.00	0.00	12.29	0.00
Above 14.00	0.51	0.00	0.00	0.00	0.00	0.00	0.00	0.00	0.00	0.51	0.00
Information is not available with AG (A&E)	0.00	0.00	0.00	0.00	4,69.96	1,59.75	341603.98	98,13.50	2,30,16.67	37,50,63.86	11.45
Total:-	1,87,99,46.05	4,71.40	2,11,53.37	99,89,00.95	4,69.96	1,59.75	341603.98	98,13.50	2,30,16.67	3,27,55,35.63	100.00

17. DETAILED STATEMENT OF BORROWINGS AND OTHER LIABILITIES - conold.**(c) Interest Rate Profile of outstanding Loans****(ii) Loans and Advances from the Central Government**

Rate of Interest (Percent)	Amount outstanding as on 1 April 2015	Share in total
	Loans and Advances from the Central Government	(In Per cent)
	<i>(Rupees in lakh)</i>	
Interest free	7,59.18	0.36
6.00 to 6.99	0.00	0.00
7.00 to 7.99	13,33,39.70	63.89
8.00 to 8.99	3,57,17.61	17.11
9.00 to 9.99	3,63,62.94	17.42
10.00 to 10.99	4.14	0.00
11.00 to 11.99	3,79.85	0.18
12.00 to 12.99	20,91.82	1.00
13.00 to 13.99	43.61	0.02
14.00 to 14.99	0.00	0.00
Total	20,86,98.85	100.00

18. DETAILED STATEMENT ON LOANS AND ADVANCES GIVEN BY THE GOVERNMENT

Section 1 : Major and Minor Head wise summary of Loans and Advances

Head of Account	Balance as on 1 April 2014	Advanced during the year	Total	Repaid during the year	Write off of irrecoverable loans and advances to Revenue	Balance as on 31 March 2015	Net Increase(+)/ Decrease (-) during the year	Interest credited
F - Loans and Advances					<i>(Rupees in lakh)</i>			
1. Loans for Social Services								
(ii) Loans for Water Supply, Sanitation, Housing and Urban Development								
6215 Loans for Water Supply and Sanitation								
01 Water Supply								
101 Urban Water Supply Programmes								
Loans to Urban Local Bodies for supply of drinking water	41,83.37	0.00	41,83.37	0.00	0.00	41,83.37	0.00	0.00
Total 101	41,83.37	0.00	41,83.37	0.00	0.00	41,83.37	0.00	0.00
191 Loans to Municipal Corporation								
(i) Municipal Corporations and Municipalities	55,07.69	0.00	55,07.69	0.00	0.00	55,07.69	0.00	0.00
(ii) Loans to Urban Bodies of Tribal Areas for water supply	5,39.45	0.00	5,39.45	0.00	0.00	5,39.45	0.00	0.00
(iii) Replacement of Lavatory/ Construction of community lavatory	4,41.79	0.00	4,41.79	0.00	0.00	4,41.79	0.00	0.00
Total 191	64,88.93	0.00	64,88.93	0.00	0.00	64,88.93	0.00	0.00
789 Special Component Plan for Scheduled Castes								
Loans to Urban Local Bodies for supply of drinking water	12,59.73	0.00	12,59.73	0.00	0.00	12,59.73	0.00	0.00
Total 789	12,59.73	0.00	12,59.73	0.00	0.00	12,59.73	0.00	0.00
796 Tribal Area Sub-plan								
(i) Loans to Urban Local Bodies for supply of drinking water to Municipalities	89,77.32	0.00	89,77.32	0.00	0.00	89,77.32	0.00	0.00
Total 796	89,77.32	0.00	89,77.32	0.00	0.00	89,77.32	0.00	0.00
Total 01	2,09,09.35	0.00	2,09,09.35	0.00	0.00	2,09,09.35	0.00	0.00

NB : Apportionment of balances of the composite State of Bihar as on 14.11.2000 between the successor States, Bihar and Jharkhand have not been done so far (August 2015).

18. DETAILED STATEMENT ON LOANS AND ADVANCES GIVEN BY THE GOVERNMENT - contd.

Section 1 : Major and Minor Head wise summary of Loans and Advances

Head of Account	Balance as on 1 April 2014	Advanced during the year	Total	Repaid during the year	Write off of irrecoverable loans and advances to Revenue	Balance as on 31 March 2015	Net Increase(+)/ Decrease (-) during the year	Interest credited
F - Loans and Advances-contd.					<i>(Rupees in lakh)</i>			
1. Loans for Social Services-contd.								
(ii) Loans for Water Supply, Sanitation, Housing and Urban Development-Contd.								
6215 - Loans for water supply and sanitation - Contd.								
02 Sewerage and Sanitation								
190 Loans to Public Sector and other undertakings								
(i) Loans to Local Bodies for construction of drains	4,92.24	0.00	4,92.24	0.00	0.00	4,92.24	0.00	0.00
(ii) Loans to Local Bodies for sewerage system	4,78.61	0.00	4,78.61	0.00	0.00	4,78.61	0.00	0.00
(iii) Loans to Local Bodies for replacement/ construction of lavatory/ construction of community lavatory	6,94.99	0.00	6,94.99	0.00	0.00	6,94.99	0.00	0.00
(iv) Loans to Local Bodies for solid waste management	2,25.00	0.00	2,25.00	0.00	0.00	2,25.00	0.00	0.00
Total 190	18,90.84	0.00	18,90.84	0.00	0.00	18,90.84	0.00	0.00
191 Loan to local bodies and Municipalities/ Municipal Corporation								
(i) Loans to Corporations and Municipalities for Drainage and Sewerage Schemes and conversion of service lavatories into septic tank lavatories	6,26.19	0.00	6,26.19	0.00	0.00	6,26.19	0.00	0.00
(ii) Loans to Urban Local Bodies for sewerage/ replacement of lavatory-sewerage	7,69.27	0.00	7,69.27	0.00	0.00	7,69.27	0.00	0.00
(iii) Loans to Urban Local Bodies for Sewerage/ replacement of Lavatory	3,20.98	0.00	3,20.98	0.00	0.00	3,20.98	0.00	0.00
Total 191	17,16.44	0.00	17,16.44	0.00	0.00	17,16.44	0.00	0.00

18. DETAILED STATEMENT ON LOANS AND ADVANCES GIVEN BY THE GOVERNMENT - contd.

Section 1 : Major and Minor Head wise summary of Loans and Advances

Head of Account	Balance as on 1 April 2014	Advanced during the year	Total	Repaid during the year	Write off of irrecoverable loans and advances to Revenue	Balance as on 31 March 2015	Net Increase(+)/ Decrease (-) during the year	Interest credited
F - Loans and Advances-contd.								
<i>(Rupees in lakh)</i>								
1. Loans for Social Services-contd.								
(ii) Loans for Water Supply, Sanitation, Housing and Urban Development-Contd.								
192 - Assistance to Municipalities/ Municipal councils								
(iii) Loans to Urban Local Bodies for replacement / construction of lavatory/ construction of community lavatory, construction of urinal and rehabilitation of Bhangees	1,50.00	0.00	1,50.00	0.00	0.00	1,50.00	0.00	0.00
(iv) Loans to Local bodies for solid waste management	25.00	0.00	25.00	0.00	0.00	25.00	0.00	0.00
(v) Loans to Urban bodies for sewerage /Drainage	45.52	0.00	45.52	0.00	0.00	45.52	0.00	0.00
Total 192	2,20.52	0.00	2,20.52	0.00	0.00	2,20.52	0.00	0.00
789 Special Component Plan for Scheduled Castes								
(i) Loans to Urban Local Bodies for replacement/ construction of lavatory, urinal and rehabilitation of Bhangees	1,44.61	0.00	1,44.61	0.00	0.00	1,44.61	0.00	0.00
(ii) Loans to Urban Bodies for construction of sewerage/drainage	70.68	0.00	70.68	0.00	0.00	70.68	0.00	0.00
Total 789	2,15.29	0.00	2,15.29	0.00	0.00	2,15.29	0.00	0.00
796 Tribal Area Sub-plan								
(i) Loans to Urban Local Bodies for construction of drain	28,10.69	0.00	28,10.69	0.00	0.00	28,10.69	0.00	0.00
(ii) Loans to Urban Local Bodies for replacement of lavatory/ construction of community lavatories	16,83.65	0.00	16,83.65	0.00	0.00	16,83.65	0.00	0.00
Total 796	44,94.34	0.00	44,94.34	0.00	0.00	44,94.34	0.00	0.00
Total 02	85,37.43	0.00	85,37.43	0.00	0.00	85,37.43	0.00	0.00
Total 6215 - Loans for Water Supply and Sanitation	2,94,46.78	0.00	2,94,46.78	0.00	0.00	2,94,46.78	0.00	0.00

18. DETAILED STATEMENT ON LOANS AND ADVANCES GIVEN BY THE GOVERNMENT - contd.

Section 1 : Major and Minor Head wise summary of Loans and Advances

Head of Account	Balance as on 1 April 2014	Advanced during the year	Total	Repaid during the year	Write off of irrecoverable loans and advances to Revenue	Balance as on 31 March 2015	Net Increase(+)/ Decrease (-) during the year	Interest credited
<i>(Rupees in lakh)</i>								
F - Loans and Advances-contd.								
1. Loans for Social Services-contd.								
(ii) Loans for Water Supply, Sanitation, Housing and Urban Development-Contd.								
6216 Loans for Housing								
02 Urban Housing								
190 Loans to Public sector and other undertakings-								
(i) Jharkhand State Housing Board	(-)0.52	0.00	(-)0.52	0.00	0.00	(-)0.52 (*)	0.00	0.00
Total 190	(-)0.52	0.00	(-)0.52	0.00	0.00	(-)0.52	0.00	0.00
201 Loans to Housing Boards								
(i) Loans to Jharkhand State housing Board	10,26.84	1,00.00 (#)	11,26.84	0.00	0.00	11,26.84	1,00.00	0.00
Total 201	10,26.84	1,00.00	11,26.84	0.00	0.00	11,26.84	1,00.00	0.00
796 Tribal Area Sub-plan								
(i) Loans to Jharkhand State Housing Board	9,15.00	3,50.00 (#)	12,65.00	0.00	0.00	12,65.00	3,50.00	0.00
(ii) Construction of fruits and Vegetable Shops for displaced persons in Ranchi	50.00	0.00	50.00	0.00	0.00	50.00	0.00	0.00
(iii) Construction of 100 Flats (2 BHK) at Harmu, Ranchi	0.00	1,50.00	1,50.00	0.00	0.00	1,50.00	1,50.00	0.00
Total 796	9,65.00	5,00.00	14,65.00	0.00	0.00	14,65.00	5,00.00	0.00
Total 02	19,91.32	6,00.00	25,91.32	0.00	0.00	25,91.32	6,00.00	0.00
80- General								
800 Other Loans								
(i) Middle Income Group Housing Scheme	(-)3,01.00	0.00	(-)3,01.00	0.00	0.00	(-)3,01.00 (*)	0.00	0.00
(ii) Low Income Group Housing Scheme	(-)2.90	0.00	(-)2.90	0.00	0.00	(-)2.90 (*)	0.00	0.00
Total 800	(-)3,03.90	0.00	(-)3,03.90	0.00	0.00	(-)3,03.90 (*)	0.00	0.00
Total 80	(-)3,03.90	0.00	(-)3,03.90	0.00	0.00	(-)3,03.90 (*)	0.00	0.00
Total 6216 - Loans for Housing	16,87.42	6,00.00	22,87.42	0.00	0.00	22,87.42	6,00.00	0.00

(#) Relates State Plan schemes

(*) Minus balance is due to recovery of loans (col. 5) pertaining to outstanding balances as on 14.11.2000, which are awaiting apportionment.

18. DETAILED STATEMENT ON LOANS AND ADVANCES GIVEN BY THE GOVERNMENT - contd.

Section 1 : Major and Minor Head wise summary of Loans and Advances

Head of Account	Balance as on 1 April 2014	Advanced during the year	Total	Repaid during the year	Write off of irrecoverable loans and advances to Revenue	Balance as on 31 March 2015	Net Increase(+)/ Decrease (-) during the year	Interest credited
<i>(Rupees in lakh)</i>								
F - Loans and Advances-contd.								
1. Loans for Social Services-contd.								
(ii) Loans for Water Supply, Sanitation, Housing and Urban Development-Contd.								
6217 Loans for Urban Development								
04 Slum Area Development								
800 Other Loans-								
Loans to Local Bodies for National Slum Area Improvement Programme	17,74.95	0.00	17,74.95	0.00	0.00	17,74.95	0.00	0.00
Total 04	17,74.95	0.00	17,74.95	0.00	0.00	17,74.95	0.00	0.00
60 Other Urban Development Schemes								
191 Loan to local bodies and Municipalities/ Municipal Corporation								
(i) Loans to Municipalities/ Corporations / Districts/ Local Fund Committees	76,01.24	7,15.15	83,16.39	0.00	0.00	83,16.39	7,15.15	0.00
(ii) Loans for construction of Municipal Market	4,41.31	0.00	4,41.31	0.00	0.00	4,41.31	0.00	0.00
(iii) Loans to Municipalities for Bus Stand	4,97.19	0.00	4,97.19	0.00	0.00	4,97.19	0.00	0.00
Total 191	85,39.74	7,15.15	92,54.89	0.00	0.00	92,54.89	7,15.15	0.00
192 Loans to Municipalities, Council etc								
(i) Loans to Municipalities/ Council etc.	13,05.33	6,07.30	19,12.63	0.00	0.00	19,12.63	6,07.30	0.00
Total 192	13,05.33	6,07.30	19,12.63	0.00	0.00	19,12.63	6,07.30	0.00
193 Loans to Nagar Panchyat/ Notified Area Committee etc.								
(i) Loans to Nagar Panchyat/ Notified Area Committee etc.	2,02.09	76.66	2,78.75	0.00	0.00	2,78.75	76.66	0.00
Total 193	2,02.09	76.66	2,78.75	0.00	0.00	2,78.75	76.66	0.00
796 Tribal Area Sub-plan								
(i) Loans to Urban Local Bodies for Transport	79,86.97	0.00	79,86.97	0.00	0.00	79,86.97	0.00	0.00
(ii) Loans to Urban Local Bodies for construction of market	17,14.32	0.00	17,14.32	0.00	0.00	17,14.32	0.00	0.00
Total 796	97,01.29	0.00	97,01.29	0.00	0.00	97,01.29	0.00	0.00

18. DETAILED STATEMENT ON LOANS AND ADVANCES GIVEN BY THE GOVERNMENT - contd.

Section 1 : Major and Minor Head wise summary of Loans and Advances

Head of Account	Balance as on 1 April 2014	Advanced during the year	Total	Repaid during the year	Write off of irrecoverable loans and advances to Revenue	Balance as on 31 March 2015	Net Increase(+)/ Decrease (-) during the year	Interest credited
F - Loans and Advances-contd.						<i>(Rupees in lakh)</i>		
1. Loans for Social Services-concltd.								
(ii) Loans for Water Supply, Sanitation, Housing and Urban Development-Concltd.								
789 Special Component Plan for Scheduled Castes								
(i) Loans to Urban Local Bodies for Transport	1,34.00	0.00	1,34.00	0.00	0.00	1,34.00	0.00	0.00
Total 789	1,34.00	0.00	1,34.00	0.00	0.00	1,34.00	0.00	0.00
800 Other Loans								
(i) Loans to Urban Local Bodies for Transport	32,26.03	0.00	32,26.03	0.00	0.00	32,26.03	0.00	0.00
(ii) Loans to Urban Local Bodies for Construction of Bus Stop	5,25.47	0.00	5,25.47	0.00	0.00	5,25.47	0.00	0.00
Total 800	37,51.50	0.00	37,51.50	0.00	0.00	37,51.50	0.00	0.00
Total 60	2,36,33.95	13,99.11	2,50,33.06	0.00	0.00	2,50,33.06	13,99.11	0.00
Total 6217 - Loans for Urban Development	2,54,08.90	13,99.11	2,68,08.01	0.00	0.00	2,68,08.01	13,99.11	0.00
Total (ii) Loans for Water Supply, Sanitation, Housing and Urban Development	5,65,43.10	19,99.11	5,85,42.21	0.00	0.00	5,85,42.21	19,99.11	0.00
(iii) Social Welfare and Nutrition-								
6245 Loans for Relief on account of Natural Calamities								
02 Floods Cyclones								
800 Other Loans-								
(i) Loans to District Board/Authorities on account of Natural Calamities	(-)39.70	0.00	(-)39.70	0.00	0.00	(-)39.70 (*)	0.00	0.00
(ii) Other Scheme Balance under each being Rs. 25 lakhs and less	(-)0.01	0.00	(-)0.01	0.00	0.00	(-)0.01 (*)	0.00	0.00
Total 800	(-)39.71	0.00	(-)39.71	0.00	0.00	(-)39.71	0.00	0.00
Total 02	(-)39.71	0.00	(-)39.71	0.00	0.00	(-)39.71	0.00	0.00
Total 6245 - Loans for Relief on account of Natural Calamities	(-)39.71	0.00	(-)39.71	0.00	0.00	(-)39.71	0.00	0.00
Total (iii) Social Welfare and Nutrition	(-)39.71	0.00	(-)39.71	0.00	0.00	(-)39.71	0.00	0.00
Total 1. Loans for Social Services	5,65,03.39	19,99.11	5,85,02.50	0.00	0.00	5,85,02.50	19,99.11	0.00

(*) Minus balance is due to recovery of loans (col. 5) pertaining to outstanding balances as on 14.11.2000, which are awaiting apportionment.

18. DETAILED STATEMENT ON LOANS AND ADVANCES GIVEN BY THE GOVERNMENT - contd.

Section 1 : Major and Minor Head wise summary of Loans and Advances

Head of Account	Balance as on 1 April 2014	Advanced during the year	Total	Repaid during the year	Write off of irrecoverable loans and advances to Revenue	Balance as on 31 March 2015	Net Increase(+)/ Decrease (-) during the year	Interest credited
<i>(Rupees in lakh)</i>								
F - Loans and Advances-contd.								
2. Loans for Economic Services								
(i) Loans for Agriculture and Allied Activities								
6401 Loans for Crop Husbandry-								
103 Seeds-								
(i) Cultivators- for purchase of quality seeds for increased production	(-)1.03	0.00	(-)1.03	0.00	0.00	(-)1.03 (*)	0.00	0.00
Total 103	(-1.03)	0.00	(-1.03)	0.00	0.00	(-1.03)	0.00	0.00
800 Other Loans								
(i) Other Schemes balances under each being Rs.25 lakh and less	(-)1.76	0.00	(-)1.76	0.00	0.00	(-)1.76 (*)	0.00	0.00
Total 800	(-1.76)	0.00	(-1.76)	0.00	0.00	(-1.76)	0.00	0.00
Total 6401- Loans for Crop Husbandry	(-2.79)	0.00	(-2.79)	0.00	0.00	(-2.79)	0.00	0.00
6425 Loans for Cooperation								
107 Loans to credit Cooperatives-								
(i) For Agricultural Credit (Stabilisation) Fund	(-)7.44	0.00	(-)7.44	0.00	0.00	(-)7.44 (*)	0.00	0.00
Total 107	(-7.44)	0.00	(-7.44)	0.00	0.00	(-7.44)	0.00	0.00
108 Loans to other Cooperatives								
(i) Loans for I.C.D.P financed by National Co-operative Development Corporation	9,53.41	1,30.00 (#)	10,83.41	2,75.82	0.00	8,07.59	(-)1,45.82	0.00
(ii) Credit for Self Dependent Co-operative Societies financed by NCDC	99.72	0.00	99.72	0.00	0.00	99.72	0.00	0.00
(a) Warehousing and Marketing co-operatives								
(i) Loans for construction of Godown under EEC Project	(-)1.55	0.00	(-)1.55	0.00	0.00	(-)1.55 (*)	0.00	0.00
Total (a)	(-1.55)	0.00	(-1.55)	0.00	0.00	(-1.55)	0.00	0.00
(b) Other Processing Cooperative Societies	(-)0.54	0.00	(-)0.54	0.00	0.00	(-)0.54 (*)	0.00	0.00
Total (b)	(-0.54)	0.00	(-0.54)	0.00	0.00	(-0.54)	0.00	0.00
Total 108	10,51.04	1,30.00	11,81.04	2,75.82	0.00	9,05.22	(-)1,45.82	0.00

(#) Relates to State Plan Schemes

(*) Minus balance is due to recovery of loans (col. 5) pertaining to outstanding balances as on 14.11.2000, which are awaiting apportionment.

18. DETAILED STATEMENT ON LOANS AND ADVANCES GIVEN BY THE GOVERNMENT - contd.

Section 1 : Major and Minor Head wise summary of Loans and Advances

Head of Account	Balance as on 1 April 2014	Advanced during the year	Total	Repaid during the year	Write off of irrecoverable loans and advances to Revenue	Balance as on 31 March 2015	Net Increase(+)/ Decrease (-) during the year	Interest credited
F - Loans and Advances-contd.						<i>(Rupees in lakh)</i>		
2. Loans for Economic Services - contd.								
(i) Loans for Agriculture and Allied Activities - contd.								
789 Special Component Plan for Scheduled Castes								
(i) Loans for I.C.D.P financed by National Co-operative Development Corporation	7,02.06	69.70 (#)	7,71.76	1,80.00	0.00	5,91.76	(-)1,10.30	0.00
(ii) Loans for Self Dependent Cooperative Societies under N.C.D.C Sponsored Scheme	1,12.63	0.00	1,12.63	0.00	0.00	1,12.63	0.00	0.00
Total 789	8,14.69	69.70	8,84.39	1,80.00	0.00	7,04.39	(-)1,10.30	0.00
796 Tribal Area Sub-plan								
(i) Loans for Self Dependent Co-operative Societies under N.C.D.C Sponsored Scheme	2,95.47	0.00	2,95.47	0.00	0.00	2,95.47	0.00	0.00
(ii) Loans for I.C.D.P financed by National Co-operative Development Corporation	21,85.05	2,30.00 (#)	24,15.05	4,50.00	0.00	19,65.05	(-)2,20.00	0.00
Total 796	24,80.52	2,30.00	27,10.52	4,50.00	0.00	22,60.52	(-)2,20.00	0.00
190 Loans to Public Sector and other undertakings-								
(i) Loans to Bihar State Marketing Union for payment of dues	1,23.62	0.00	1,23.62	0.00	0.00	1,23.62	0.00	0.00
(ii) Loans to Central Co-operative Bank for Consolidated Co-operative Development Project	3,74.71	0.00	3,74.71	0.00	0.00	3,74.71	0.00	0.00
(iii) Loans for Purification/Cold Storage/Godwon Construction Project by National Cooperative Development Corporation	80.00	0.00	80.00	0.00	0.00	80.00	0.00	0.00
(iv) Loans to JHASKOLAMPH for Lac Farmers and extension	3,00.00	0.00	3,00.00	0.00	0.00	3,00.00	0.00	0.00
(v) Loans to I.C.D.P financed by National Co-operative Development Corporation	4,10.00	0.00	4,10.00	0.00	0.00	4,10.00	0.00	0.00
Total 190	12,88.33	0.00	12,88.33	0.00	0.00	12,88.33	0.00	0.00

(#) Relates to State Plan Schemes

18. DETAILED STATEMENT ON LOANS AND ADVANCES GIVEN BY THE GOVERNMENT - contd.

Section 1 : Major and Minor Head wise summary of Loans and Advances

Head of Account	Balance as on 1 April 2014	Advanced during the year	Total	Repaid during the year	Write off of irrecoverable loans and advances to Revenue	Balance as on 31 March 2015	Net Increase(+)/ Decrease (-) during the year	Interest credited
F - Loans and Advances-contd.								
2. Loans for Economic Services - contd.								
(i) Loans for Agriculture and Allied Activities - conclud.								
<i>(Rupees in lakh)</i>								
195-Assistance to Cooperatives								
(viii) Loans for I.C.D.P financed by National Co-operative Development Corporation	1,00.00	0.00	1,00.00	0.00	0.00	1,00.00	0.00	0.00
Total 195	1,00.00	0.00	1,00.00	0.00	0.00	1,00.00	0.00	0.00
Total 6425 - Loans for Co-operation	57,27.14	4,29.70	61,56.84	9,05.82	0.00	52,51.02	(-)4,76.12	0.00
Total (i) Loans for Agriculture and Allied Activities	57,24.35	4,29.70	61,54.05	9,05.82	0.00	52,48.23	(-)4,76.12	0.00
(ii) Loans for Rural Development								
6506 Loans for Land Reforms								
800 Other Loans								
(i) Loans to farmers under Land Development Loans Act	(-)0.20	0.00	(-)0.20	0.00	0.00	(-)0.20 (*)	0.00	0.00
Total 800	(-)0.20	0.00	(-)0.20	0.00	0.00	(-)0.20	0.00	0.00
Total 6506 - Loans for Land Reforms	(-)0.20	0.00	(-)0.20	0.00	0.00	(-)0.20	0.00	0.00
6515 Loans for other Rural Development programmes								
102 Community Development								
(i) Loans to District and other Local Fund Committees	12,29.17	0.00	12,29.17	0.00	0.00	12,29.17	0.00	0.00
Total 102	12,29.17	0.00	12,29.17	0.00	0.00	12,29.17	0.00	0.00
197 Loans to Zilla Parishad/ District Level Panchayats								
(i) Loans to District and other Local Fund Committees	2,06.13	3,50.76	5,56.89	57.45	0.00	4,99.44	2,93.31	0.00
Total 197	2,06.13	3,50.76	5,56.89	57.45	0.00	4,99.44	2,93.31	0.00
Total 6515 - Loans for other Rural Development programmes	14,35.30	3,50.76	17,86.06	57.45	0.00	17,28.61	2,93.31	0.00
Total (ii) Loans for Rural Development	14,35.10	3,50.76	17,85.86	57.45	0.00	17,28.41	2,93.31	0.00

(*) Minus balance is due to recovery of loans (col. 5) pertaining to outstanding balances as on 14.11.2000, which are awaiting apportionment.

18. DETAILED STATEMENT ON LOANS AND ADVANCES GIVEN BY THE GOVERNMENT - contd.

Section 1 : Major and Minor Head wise summary of Loans and Advances

Head of Account	Balance as on 1 April 2014	Advanced during the year	Total	Repaid during the year	Write off of irrecoverable loans and advances to Revenue	Balance as on 31 March 2015	Net Increase(+)/ Decrease (-) during the year	Interest credited
<i>(Rupees in lakh)</i>								
F - Loans and Advances-contd.								
2. Loans for Economic Services - contd.								
(iv) Loans for Energy								
6801 Loans for Power Projects								
201 Hydel Generation-								
(i) Loans to Tenughat Hydel Project	3,80.00	0.00	3,80.00	0.00	0.00	3,80.00	0.00	0.00
(ii) Loans to J.S.E.B for annual development programme	1,36,69.36	61,72.81	1,98,42.17	0.00	0.00	1,98,42.17	61,72.81	0.00
Total 201	1,40,49.36	61,72.81	2,02,22.17	0.00	0.00	2,02,22.17	61,72.81	0.00
202 Thermal Power generation								
(i) Loans to Tenughat Power Project	57,00.00	0.00	57,00.00	0.00	0.00	57,00.00	0.00	0.00
(ii) Loans to JSEB for Coal Blocks and Plants	34,96.50	0.00	34,96.50	0.00	0.00	34,96.50	0.00	0.00
Total 202	91,96.50	0.00	91,96.50	0.00	0.00	91,96.50	0.00	0.00
204 Rural Electrification								
(i) Loan to Jharkhand State Electricity Board	1,36,00.00	0.00	1,36,00.00	0.00	0.00	1,36,00.00	0.00	0.00
Total 204	1,36,00.00	0.00	1,36,00.00	0.00	0.00	1,36,00.00	0.00	0.00
789 Special Component Plan for Scheduled Castes								
(i) Loans to Jharkhand State Electricity Board for Training etc.	52,28.51	0.00	52,28.51	0.00	0.00	52,28.51	0.00	0.00
(ii) Loans to Jharkhand State Electricity Board for Communication	7,06.97	0.00	7,06.97	0.00	0.00	7,06.97	0.00	0.00
(iii) Loans to Jharkhand State Electricity Board for Distribution	6,84.48	0.00	6,84.48	0.00	0.00	6,84.48	0.00	0.00
(iv) Loans to Jharkhand State Electricity Board for annual development programme	41,15.88	11,94.74	53,10.62	0.00	0.00	53,10.62	11,94.74	0.00
(v) Loans to Jharkhand State Electricity Board for Transmission	77,04.95	81,53.79 (#)	1,58,58.74	0.00	0.00	1,58,58.74	81,53.79	0.00
Total 789	1,84,40.79	93,48.53	2,77,89.32	0.00	0.00	2,77,89.32	93,48.53	0.00
796 Tribal Area Sub-plan								
(i) Loans to Jharkhand State Electricity Board	2,09,41.03	0.00	2,09,41.03	0.00	0.00	2,09,41.03	0.00	0.00
(ii) Loans to J.S.E.B for communication	14,44.69	0.00	14,44.69	0.00	0.00	14,44.69	0.00	0.00

(#) Relates to State Plan Schemes

18. DETAILED STATEMENT ON LOANS AND ADVANCES GIVEN BY THE GOVERNMENT - contd.

Section 1 : Major and Minor Head wise summary of Loans and Advances

Head of Account	Balance as on 1 April 2014	Advanced during the year	Total	Repaid during the year	Write off of irrecoverable loans and advances to Revenue	Balance as on 31 March 2015	Net Increase(+)/ Decrease (-) during the year	Interest credited
<i>(Rupees in lakh)</i>								
F - Loans and Advances-contd.								
2. Loans for Economic Services - contd.								
(iv) Loans for Energy - conclud.								
(iii) Loans to J.S.E.B for annual development programme	1,11,82.77	25,88.60	1,37,71.37	0.00	0.00	1,37,71.37	25,88.60	0.00
(iv) Loans to Jharkhand State Electricity Board for Distribution	90,95.46	0.00	90,95.46	0.00	0.00	90,95.46	0.00	0.00
(v) Loans to Jharkhand State Electricity Board for Transmission	1,95,83.02	1,76,66.55 (#)	3,72,49.57	0.00	0.00	3,72,49.57	1,76,66.55	0.00
Total 796	6,22,46.97	2,02,55.15	8,25,02.12	0.00	0.00	8,25,02.12	2,02,55.15	0.00
800 Other Loans to Electricity Boards-								
(i) Jharkhand State Electricity Board	33,17,67.09	0.00	33,17,67.09	0.00	0.00	33,17,67.09	0.00	0.00
(ii) Loans to Electricity Board against direct reduction made by the Central Government against the arrears of Jharkhand State Electricity Board	1,20,41.00	0.00	1,20,41.00	0.00	0.00	1,20,41.00	0.00	0.00
(iii) Loans for saturation	30,00.00	0.00	30,00.00	0.00	0.00	30,00.00	0.00	0.00
(iv) Loans for production to Patratu Thermal Power	20,00.00	0.00	20,00.00	0.00	0.00	20,00.00	0.00	0.00
(v) Loans for establishment of land and building of new electricity board	2,00.00	0.00	2,00.00	0.00	0.00	2,00.00	0.00	0.00
(vi) Loans for distribution	1,98,91.71	0.00	1,98,91.71	0.00	0.00	1,98,91.71	0.00	0.00
(vii) Loans to Jharkhand State Electricity Board	5,67,04.56	0.00	5,67,04.56	0.00	0.00	5,67,04.56	0.00	0.00
(viii) Loans to J.S.E.B for Accelerated Power Development Programme	1,97,54.70	0.00	1,97,54.70	0.00	0.00	1,97,54.70	0.00	0.00
(ix) Loans for repayment of outstanding interest against bonds issued by Electricity Board	8,48,54.32	0.00	8,48,54.32	0.00	0.00	8,48,54.32	0.00	0.00
(x) Power Bonds - interest payment	2,51,64.08	0.00	2,51,64.08	0.00	0.00	2,51,64.08	0.00	0.00
(xi) Loans to Jharkhand State Electricity Board for Communication	9,22.14	0.00	9,22.14	0.00	0.00	9,22.14	0.00	0.00
(xii) Loans to Jharkhand State Electricity Board for production	2,31,00.00	0.00	2,31,00.00	0.00	0.00	2,31,00.00	0.00	0.00
(xiii) Loans to Jharkhand State Electricity Board for transmission	3,31,22.14	4,21,27.92 (#)	7,52,50.06	0.00	0.00	7,52,50.06	4,21,27.92	0.00
Total 800	61,25,21.74	4,21,27.92	65,46,49.66	0.00	0.00	65,46,49.66	4,21,27.92	0.00
Total 6801 Loans for Power Project	73,00,55.36	7,79,04.41	80,79,59.77	0.00	0.00	80,79,59.77	7,79,04.41	0.00
Total (iv) Loans for Energy	73,00,55.36	7,79,04.41	80,79,59.77	0.00	0.00	80,79,59.77	7,79,04.41	0.00

(#) Relates to State Plan Schemes

18. DETAILED STATEMENT ON LOANS AND ADVANCES GIVEN BY THE GOVERNMENT - contd.

Section 1 : Major and Minor Head wise summary of Loans and Advances

Head of Account	Balance as on 1 April 2014	Advanced during the year	Total	Repaid during the year	Write off of irrecoverable loans and advances to Revenue	Balance as on 31 March 2015	Net Increase(+)/ Decrease (-) during the year	Interest credited
F - Loans and Advances-contd.						<i>(Rupees in lakh)</i>		
2. Loans for Economic Services - contd.								
(v) Loans for Industries and Minerals								
6851 Loans for Village and Small Industries-								
102 Small Scale Industries								
(i) Bihar State Small Industries Corporation	(-)13.34	0.00	(-)13.34	0.00	0.00	(-)13.34 (*)	0.00	0.00
(ii) Loans for revitalisation of closed and sick Industries	(-)1,74.85	0.00	(-)1,74.85	1.16	0.00	(-)1,76.01 (*)	(-)1.16	0.00
Total 102	(-1,88.19)	0.00	(-1,88.19)	1.16	0.00	(-1,89.35)	(-1.16)	0.00
200 Other Village Industries								
(i) Loans to Industrial units under District Industrial Centres	(-)7.84	0.00	(-)7.84	0.00	0.00	(-)7.84 (*)	0.00	0.00
(ii) Loans to industrial companies under State Aid to Industrial Act,1956	(-)0.27	0.00	(-)0.27	0.00	0.00	(-)0.27 (*)	0.00	0.00
Total 200	(-8.11)	0.00	(-8.11)	0.00	0.00	(-8.11 (*)	0.00	0.00
796 Tribal Area Sub-plan								
(i) Centrally Sponsored Scheme- Loans to industrial units under District Industries Centres	(-)36.18	0.00	(-)36.18	0.00	0.00	(-)36.18 (*)	0.00	0.00
(ii) Recovery of Interest free loan received from industrial Units	(-)1,25.32	0.00	(-)1,25.32	0.10	0.00	(-)1,25.42 (*)	(-)0.10	0.00
Total 796	(-1,61.50)	0.00	(-1,61.50)	0.10	0.00	(-1,61.60)	(-0.10)	0.00
Total 6851- Loans for Village and Small Industries	(-3,57.80)	0.00	(-3,57.80)	1.26	0.00	(-3,59.06)	(-1.26)	0.00
6885 Other Loans to Industries and Minerals								
01 Loans to Industrial Financial Institutions-								
190 Loans to Public Sector and other undertakings-								
(i) Interest free loans to Industries in lieu of exemption from Sales Tax	(-)1,59.23	0.00	(-)1,59.23	0.00	0.00	(-)1,59.23 (*)	0.00	0.00
Total 190	(-1,59.23)	0.00	(-1,59.23)	0.00	0.00	(-1,59.23)	0.00	0.00

(*) Minus balance is due to recovery of loans (col. 5) pertaining to outstanding balances as on 14.11.2000, which are awaiting apportionment.

18. DETAILED STATEMENT ON LOANS AND ADVANCES GIVEN BY THE GOVERNMENT - contd.

Section 1 : Major and Minor Head wise summary of Loans and Advances

Head of Account	Balance as on 1 April 2014	Advanced during the year	Total	Repaid during the year	Write off of irrecoverable loans and advances to Revenue	Balance as on 31 March 2015	Net Increase(+)/ Decrease (-) during the year	Interest credited
F - Loans and Advances-contd.						<i>(Rupees in lakh)</i>		
2. Loans for Economic Services - contd.								
(v) Loans for Industries and Minerals - concld.								
796 Tribal Area Sub-plan								
(i) Interest free loans to Industries in lieu of exemption from Sales Tax	(-)55.95	0.00	(-)55.95	0.00	0.00	(-)55.95 (*)	0.00	0.00
(ii) Loans for sick and closed industrial units	31,64.39	0.00	31,64.39	0.00	0.00	31,64.39	0.00	0.00
Total 796	31,08.44	0.00	31,08.44	0.00	0.00	31,08.44	0.00	0.00
Total 01	29,49.21	0.00	29,49.21	0.00	0.00	29,49.21	0.00	0.00
60 Others-								
796 Tribal Area Sub-plan								
(i) Loans to revitalisation of closed and sick units of large and medium industries	2,23.81	0.00	2,23.81	0.00	0.00	2,23.81	0.00	0.00
(ii) Interest free loans to sick and closed industrial units	(-)3.40	0.00	(-)3.40	0.00	0.00	(-)3.40	0.00	0.00
Total 796	2,20.41	0.00	2,20.41	0.00	0.00	2,20.41	0.00	0.00
800 Other Loans-								
(i) Loans to revitalise closed and sick units of large and medium industries	(-)45.79	0.00	(-)45.79	0.00	0.00	(-)45.79 (*)	0.00	0.00
(ii) Interest free loans to sick and closed industrial units	(-)0.25	0.00	(-)0.25	0.00	0.00	(-)0.25 (*)	0.00	0.00
Total 800	(-)46.04	0.00	(-)46.04	0.00	0.00	(-)46.04	0.00	0.00
Total 60	1,74.37	0.00	1,74.37	0.00	0.00	1,74.37	0.00	0.00
Total 6885 Other Loans to Industries and Minerals	31,23.58	0.00	31,23.58	0.00	0.00	31,23.58	0.00	0.00
Total (v) - Loans for Industries and Minerals	27,65.78	0.00	27,65.78	1.26	0.00	27,64.52	(-)1.26	0.00

(*) Minus balance is due to recovery of loans (col. 5) pertaining to outstanding balances as on 14.11.2000, which are awaiting apportionment.

18. DETAILED STATEMENT ON LOANS AND ADVANCES GIVEN BY THE GOVERNMENT - contd.

Section 1 : Major and Minor Head wise summary of Loans and Advances

Head of Account	Balance as on 1 April 2014	Advanced during the year	Total	Repaid during the year	Write off of irrecoverable loans and advances to Revenue	Balance as on 31 March 2015	Net Increase(+)/ Decrease (-) during the year	Interest credited
F - Loans and Advances-contd.					<i>(Rupees in lakh)</i>			
(vi) Loans for General Economic Services								
2. Loans for Economic Services - conclud.								
7475 Loans for General Financial and Trading Institutions								
102 Trading Institutions								
01 Loans for working Capital to Jharkhand State Bebrajaj Corporation Limited	0.00	0.00	0.00	0.00	0.00	0.00	0.00	0.00
Total 102	0.00	0.00	0.00	0.00	0.00	0.00	0.00	0.00
Total 7475 Loans for General Financial and Trading Institutions	0.00	0.00	0.00	0.00	0.00	0.00	0.00	0.00
Total (vi) Loans for General Economic Services	0.00	0.00	0.00	0.00	0.00	0.00	0.00	0.00
Total 2. Loans for Economic Services	73,99,80.59	7,86,84.87	81,86,65.46	9,64.53	0.00	81,77,00.93	7,77,20.34	0.00

18. DETAILED STATEMENT ON LOANS AND ADVANCES GIVEN BY THE GOVERNMENT - contd.

Section 1 : Major and Minor Head wise summary of Loans and Advances

Head of Account	Balance as on 1 April 2014	Advanced during the year	Total	Repaid during the year	Write off of irrecoverable loans and advances to Revenue	Balance as on 31 March 2015	Net Increase(+)/ Decrease (-) during the year	Interest credited
F - Loans and Advances-concltd.					<i>(Rupees in lakh)</i>			
3. Loans to Government Servants -								
7610 Loans to Government Servants etc.								
201 House Building Advances								
(i) Government Servants	45,98.20	13,06.21	59,04.41	10,89.30	0.00	48,15.11	2,16.91	0.00
(ii) All India Services	9.27	17.50	26.77	(-)1.24	0.00	28.01	18.74	0.00
Total 201	46,07.47	13,23.71	59,31.18	10,88.06	0.00	48,43.12	2,35.65	0.00
202 Advances for purchase of Motor Conveyances								
(i) Government Servants	(-)11,85.59	2,41.79	(-)9,43.80	2,84.96	0.00	(-)12,28.76 (*)	(-)43.17	0.00
(ii) Ministers	3,11.04	0.00	3,11.04	0.29	0.00	3,10.75	(-)0.29	0.00
(iii) Legislators	7,81.66	1,28.40	9,10.06	0.00	0.00	9,10.06	1,28.40	0.00
Total 202	(-)92.89	3,70.19	2,77.30	2,85.25	0.00	(-)7.95	84.94	0.00
203 Advances for purchase of other conveyances								
Total 203	(-)76.73	0.00	(-)76.73	0.00	0.00	(-)76.73 (*)	0.00	0.00
800 Other Advances								
(i) Government Servants Passage advance for study abroad and study in India, marriage advances and other advances	(-)62,77.94	0.00	(-)62,77.94	9,67.92	0.00	(-)72,45.86 (*)	0.00	0.00
Total 800	(-)62,77.94	0.00	(-)62,77.94	9,67.92	0.00	(-)72,45.86	(-)9,67.92	0.00
Total 7610 - Loans to Government Servants etc.	(-)18,40.09	16,93.90	(-)1,46.19	23,41.23	0.00	(-)24,87.42	(-)6,47.33	0.00
Total 3. Loans to Government Servants -	(-)18,40.09	16,93.90	(-)1,46.19	23,41.23	0.00	(-)24,87.42	(-)6,47.33	0.00
Total -F Loans and Advances	79,46,43.89	8,23,77.88	87,70,21.77	33,05.76	0.00	87,37,16.01	7,90,72.12	0.00

(*) Minus balance is due to recovery of loans (col. 5) pertaining to outstanding balances as on 14.11.2000, which are awaiting apportionment.

18. DETAILED STATEMENT ON LOANS AND ADVANCES GIVEN BY THE GOVERNMENT - contd.

Section 2. The details of loans advanced during the year for Plan purposes and Centrally Sponsored Schemes (including Central Plan Schemes) are given below: -

Major Head of Account	State Plan	Central Plan Scheme	Centrally sponsored Scheme	Total
			(Rupees in lakh)	
6216 Loans for Housing	6,00.00	0.00	0.00	6,00.00
6425 Loans for Co-operation	4,29.70	0.00	0.00	4,29.70
6801 Loans to Power Project	7,79,04.41	0.00	0.00	7,79,04.41
Total	7,89,34.11	0.00	0.00	7,89,34.11

18. DETAILED STATEMENT ON LOANS AND ADVANCES GIVEN BY THE GOVERNMENT - contd.

Additional Disclosure

Fresh Loans and Advances made during the year 2014-15:-

Loanee Entity	Number of Loans	Total Amount of Loans	Terms and Conditions	
		(Rupees in lakh)	Rate of Interest (in Per cent)	Moratorium period, if any
1	2	3	4	5
Co-operative Societies	3	4,29.70	13.00	
Jharkhand State Housing Board	3	6,00.00	13.00	3 years
Municipalities/ Municipal Corporations	3	7,15.15	13.00	1 year
Nagar Panchyats/ Notified Area Committee	27	6,83.95	13.00	1 year
Districts/ Other Local Committees	20	3,50.76	13.00	1 year
Jharkhand State Electricity Board	45	7,79,04.41	13.00	1 year

Disclosures indicating extraordinary transactions relating to Loans and Advances:-

1. Following are the cases of a loan having been sanctioned as “Loan in perpetuity”

Sl. No.	Year of Transaction	Sanction No.	Amount	Rate of Interest
No such cases				

2. The following loans have been granted by the Government through the terms and conditions are yet to be settled:-

Loanee Entity	Number of Loans	Total Amount of Loans (Rupees in lakh)	Earlier period to which the loans relate
1	2	3	4
No such cases			

18. DETAILED STATEMENT ON LOANS AND ADVANCES MADE BY THE GOVERNMENT - conclud.

3. Fresh loans and advances made during the year to the loanee entities from whom repayments of earlier loans are in arrears:-

Loanee Entity	Loans Disbursed during the current year		Amount of arrears as on 31 March 2015			Earlier Period to which arrears relate	Reasons for disbursement during the current year
	Rate of Interest (in Per cent)	Principal	Principal	Interest	Total		
1	2	3	4	5	6	7	8
		<i>(Rupees in lakh)</i>					
Co-operative Societies	13.50	4,29.70	4,31.00	4,73.00	9,04.00	2006-07	For land acquisition
Jharkhand State Housing Board	13.00	6,00.00	67.00	2,00.00	2,67.00	2006-07	For land acquisition
Municipalities/ Municipal Corporations	13.00	7,15.15	9,38.00	44,87.00	54,25.00	2006-07	For payment of Salary/ arrear salary revised on the recommendation of Sixth Pay Commission.
Nagar Panchayats/ Notified Area Committee	13.00	6,83.95	0.00	0.00	0.00	2006-07	
Districts/ Other Local Committees	13.00	3,50.76	0.00	0.00	0.00	2006-07	NA
Jharkhand State Electricity Board	13.00	7,79,04.41	3,66,86.00	6,04,93.00	9,71,79.00	2006-07	For resource gap, better Generation, Transmission and Distribution

19. DETAILED STATEMENT OF INVESTMENTS OF THE GOVERNMENT

Section-1. Details of investments upto 2014-15										
Sl. No.	Name of concern	Year (s) of investment	Details of Investment (A)			Amount Invested	Per cent of Government investment to the total paid-up Capital	Dividend received and credited to Government during the year	Dividend declared but not credited to Government Account (B)	Remarks
			Type	Number of Shares	Face value of each share					
1	2	3	4	5	6	7	8	9	10	11
<i>(Rupees in lakh)</i>										
I. Statutory Corporations(#)										
(i) Working Corporations (mention by name)										
(ii) Non-Working Corporations										
II. Rural Banks										
1	Regional Rural Banks	2001-02, 2007-08 to 2009-10 2011-12	0.00 0.00 0.00	0.00 0.00 0.00	31,02.90 14,70.11				
						Total - (II)	<u>45,73.01</u>			
III. Government Companies										
(i) Working Companies										
1	Jharkhand State Police Housing Construction Corporation Limited	2001-2002	...	0.00	0.00	2,00.00	(*)			
2	Jharkhand State Forest Development Corporation Limited	2003-2004	...	0.00	0.00	5.00				
3	Tenughat Vidyut Nigam Limited (@)	2005-2006	...	0.00	0.00	5,00.00				

(A) Please see footnote at page 329

(B) Please see footnote at page 329

(#) There is no investment in Statutory Corporations.

(*) Please see footnote at page 329

(@) As per Report of Public Sector Undertakings 2011-12 State Government Investment is ₹ 1,05,00 lakh.

19. DETAILED STATEMENT OF INVESTMENTS OF THE GOVERNMENT - contd.

Section-1. Details of investments upto 2014-15 - contd.										
Sl. No.	Name of concern	Year (s) of investment	Details of Investment (A)			Amount Invested	Per cent of Government investment to the total paid-up Capital	Dividend received and credited to Government during the year	Dividend declared but not credited to Government Account (B)	Remarks
			Type	Number of Shares	Face value of each share					
1	2	3	4	5	6	7	8	9	10	11
						<i>(Rupees in lakh)</i>				
4	Jharkhand State Mineral Development Corporation	2005-2006	...	0.00	0.00	2,00.00				
5	Share Capital of Jharkhand Industrial Infrastructure Development Corporation (JIIDCO) (#)	2004-05 to 2012-13	...	0.00	0.00	5,00.00	(*)			
		2013-14	...	0.00	0.00	2,00.00				
		2014-15	...	0.00	0.00	1,00.00				
						Total	13,00.00			
6	Share Capital of Minority Development and Finance Corporation	2008-2009 to 2012-13	...	0.00	0.00	1,50.00				
		2013-14	...	0.00	0.00	25.00				
		2014-15	...	0.00	0.00	50.00				
						Total	2,25.00			
7	Share Capital of Jharkhand Tourism Development Corporation (\$)	2002-03	...	0.00	0.00	35.00	(*)			
		2008-2009, 2011-12 & 2012-13	...	0.00	0.00	2,65.00				
		2013-14	...	0.00	0.00	25.00				
		2014-15	...	0.00	0.00	25.00				
						Total	3,50.00			

(A) Please see footnote at page 329

(B) Please see footnote at page 329

(*) Please see footnote at page 329

(#) As per Report of Public Sector Undertakings 2011-12 State Government Investment is ₹ 9,00.00 lakh.

(\$) As per Report of Public Sector Undertakings 2011-12 State Government Investment is ₹ 2,50.00 lakh.

19. DETAILED STATEMENT OF INVESTMENTS OF THE GOVERNMENT - contd.

Section-1. Details of investments upto 2014-15 - contd.										
Sl. No.	Name of concern	Year (s) of investment	Details of Investment (A)			Amount Invested	Per cent of Government investment to the total paid-up Capital	Dividend received and credited to Government during the year	Dividend declared but not credited to Government Account (B)	Remarks
			Type	Number of Shares	Face value of each share					
1	2	3	4	5	6	7	8	9	10	11
						<i>(Rupees in lakh)</i>				
8	Tribal Co-operative Development Corporation	2009-2010	...	0.00	0.00	3,50.00	(*)			
		2010-11 to 2012-13 & 2014-15	...	0.00	0.00	1,00.00				
						Total	4,50.00			
9	Share Capital to Jharkhand State Beverage Corporation Ltd.	2011-12	...	0.00	0.00	5,00.00				
10	Share Capital to Milk Federation	2013-14	...	0.00	0.00	10,00.00				
		2014-15	...	0.00	0.00	7,00.00				
						Total	17,00.00			
11	Greater Ranchi Development Agency (GRDA)	2011-12	...	0.00	0.00	25,00.00	(*)			
						Total	25,00.00			
						Total - (III)	79,30.00	(C)		
<p>(ii) Non-Working Companies (#)</p> <p>IV. Joint Stock of Companies (#)</p> <p>V. Partnership Concerns (#)</p> <p>Total IV and V</p>										

(C) Please see footnote at page 329

(#) There is no Non-Working Companies, Joint Stock Companies and Partnership Concerns in State of Jharkhand.

19. DETAILED STATEMENT OF INVESTMENTS OF THE GOVERNMENT - contd.

Section-1. Details of investments upto 2014-15 - contd.

Sl. No.	Name of concern	Year (s) of investment	Details of Investment (A)			Amount Invested	Per cent of Government investment to the total paid-up Capital	Dividend received and credited to Government during the year	Dividend declared but not credited to Government Account (B)	Remarks
			Type	Number of Shares	Face value of each share					
1	2	3	4	5	6	7	8	9	10	11
<i>(Rupees in lakh)</i>										
VI. Investment in Co-operative, Banks and Societies										
1	Credit Co-operatives	2002-2003 & 2004-2005 2010-11 & 2011-12	0.00 0.00	0.00 0.00	40.00 80.57	(*)			
						Total	1,20.57			
2	Co-operative Societies/ Institutions under Tribal Area Sub-plan	2002-2003 & 2009-2010	...	0.00	0.00	1,40.84	(* ...)			
						Total	1,40.84			
3	Lac Production and Marketing Union	2003-2004, 2004-2005, 2006-2007 to 2009-2010 2010-11 to 2012-13	0.00 0.00	0.00 0.00	4,55.00 1,00.00	(*)			
						Total	5,55.00			
4	Share Capital of Co- operative Societies for Welfare of Scheduled Castes, Scheduled Tribes and other Backward Classes	2003-2004, 2004-2005 & 2009-2010	...	0.00	0.00	45.00	(* ...)			
						Total	45.00			

(*) Please see footnote at page 329

19. DETAILED STATEMENT OF INVESTMENTS OF THE GOVERNMENT - contd.

Section-1. Details of investments upto 2014-15 - contd.										
Sl. No.	Name of concern	Year (s) of investment	Details of Investment (A)			Amount Invested	Per cent of Government investment to the total paid-up Capital	Dividend received and credited to Government during the year	Dividend declared but not credited to Government Account (B)	Remarks
			Type	Number of Shares	Face value of each share					
1	2	3	4	5	6	7	8	9	10	11
						<i>(Rupees in lakh)</i>				
5	South Chotanagpur Tribal Co-operative Fruits and Vegetables Development Union Limited (VEGFED)	2003-2004, 2004-2005, 2006-2007 to 2009-2010 2010-11 & 2011-12 2013-14 2014-15	...	0.00	0.00	5,90.00	(*)			
			...	0.00	0.00	50.00				
			...	0.00	0.00	40.00	(*)			
			...	0.00	0.00	1,80.00				
						Total	8,60.00			
6	Share Capital of large and Multipurpose Co-operative Union/ Society (LAMPUS)	2003-2004, 2004-2005, 2006-2007 & 2007-2008	...	0.00	0.00	3,49.98	(*)			
7	Share Capital of Scheduled Castes / Scheduled Tribes Co-operatives	2003-2004	...	0.00	0.00	5.00	(*)			
8	Share Capital of Primary Agriculture Credit Co-operative Society and Vyapar Mandal	2006-2007 & 2007-2008	...	0.00	0.00	3,50.00	(*)			
9	Share Capital of National Co-operative Development Corporation for finance of Refinery / Cold Storage/ Godown Construction Project	2006-2007	...	0.00	0.00	50.00	(*)			

(*) Please see footnote at page 329

19. DETAILED STATEMENT OF INVESTMENTS OF THE GOVERNMENT - contd.

Section-1. Details of investments upto 2014-15 - contd.										
Sl. No.	Name of concern	Year (s) of investment	Details of Investment (A)			Amount Invested	Per cent of Government investment to the total paid-up Capital	Dividend received and credited to Government during the year	Dividend declared but not credited to Government Account (B)	Remarks
			Type	Number of Shares	Face value of each share					
1	2	3	4	5	6	7	8	9	10	11
<i>(Rupees in lakh)</i>										
10	Share Capital of Jharkhand State Minor Forest Produce Marketing and Development Co-operative Union	2007-2008 to 2009-2010 2010-11 to 2012-13	0.00 0.00	0.00 0.00	8,50.00 75.00	(*)			
						Total	<u>9,25.00</u>			
11	Share Capital of District Central Co-operative Banks	2007-2008	...	0.00	0.00	13,05.00	(*)			
						Total	<u>27,95.00</u> <u>41,00.00</u>			
12	Share Capital of Integrated Child Development Programme financed by National Co-operative Development Corporation	2007-2008 to 2011-12 2014-15	0.00 0.00	0.00 0.00	6,97.86 25,40.58 3,15.04	(*)			
						Total	<u>35,53.48</u>			
13	Share Capital of special type of Co-operative Societies for the welfare of women of Scheduled Castes / Tribes / Backward classes	2008-2009 & 2009-2010	...	0.00	0.00	80.00	(*)			
						Total	<u>80.00</u>			
14	Share Capital of Co-operative Societies	2008-2009 2011-12	0.00 0.00	0.00 0.00	40.00 43.95	(*)			
						Total	<u>83.95</u>			

(*) Please see footnote at page 329

19. DETAILED STATEMENT OF INVESTMENTS OF THE GOVERNMENT - contd.

Section-1. Details of investments upto 2014-15 - conclud.										
Sl. No.	Name of concern	Year (s) of investment	Details of Investment (A)			Amount Invested	Per cent of Government investment to the total paid-up Capital	Dividend received and credited to Government during the year	Dividend declared but not credited to Government Account (B)	Remarks
			Type	Number of Shares	Face value of each share					
1	2	3	4	5	6	7	8	9	10	11
<i>(Rupees in lakh)</i>										
15	Share capital to Jharkhand State Development Co-operative union	2010-11	...	0.00	0.00	25.00				
16	Share capital to Jharkhand State Co-operative Bank	2011-12 & 2012-13	...	0.00	0.00	2,70.00				
17	Share capital to Jharkhand State Co-operative Federation	2011-12 & 2012-13	...	0.00	0.00	75.00				
18	Share capital to Apex and other Co-operative Societies	2014-15	...	0.00	0.00	32.80				
Total - (VI)						<u>1,16,21.62</u>				
Grand Total						<u>2,41,24.63</u>	(C)			

N.B. Government investments in Statutory Corporations, Government Companies, Joint Stock Companies, Co-operative Banks and Societies of Composite State Bihar have not been allocated between the successor States, Bihar and Jharkhand.

(*) The investment was made from Expenditure Head (Revenue Account).

(A) Details of investment have not been furnished by the Government.

(B) Information have not been furnished by State Government.

(C) The above list does not include State Government's investment in the Share Capital of the following Corporations which were shown in their accounts. Information about the sources from which these investments were made are awaited (August 2015).

(i) Jharkhand Hill Area Lift Irrigation Corporation Limited, Rs. 5,00.00 lakh (invested in 2001-2002) and

(ii) Jharkhand Tourism Development Corporation Limited, Rs. 75.00 lakh (invested in 2002-2003).

19. DETAILED STATEMENT OF INVESTMENTS OF THE GOVERNMENT -contd.

Section-2. Major and Minor Head-wise details of Investments during the year 2014-15

Serial No.	Major/ Minor Head	Investment at the end of previous year	Investment during the year	Dis-investment during the year	Investment at the end of the year
<i>(Rupees in lakh)</i>					
II Rural Banks					
Investment in Regional Rural Banks					
	5475 Capital Outlays on other General Economic Services				
	796 Tribal Area Sub Plan				
	Contribution to the share Capital of State Government Kshetriya Gramin Banks Investment(2001-02)	6,98.95	0.00	0.00	6,98.95
	5475 Capital Outlays on other General Economic Services				
	796 Tribal Area Sub Plan				
	Contribution to the share Capital of State Government Kshetriya Gramin Banks Investment(2007-08)	11,97.00	0.00	0.00	11,97.00
	5475 Capital Outlays on other General Economic Services				
	796 Tribal Area Sub Plan				

19. DETAILED STATEMENT OF INVESTMENTS OF THE GOVERNMENT -contd.

Section-2. Major and Minor Head-wise details of Investments during the year 2014-15 - contd.

Serial No.	Major/ Minor Head	Investment at the end of previous year	Investment during the year	Dis-investment during the year	Investment at the end of the year
			<i>(Rupees in lakh)</i>		
	Share of State Government in share capital for Jharkhand Rural Bank, Ranchi (2008-09)	0.95	0.00	0.00	0.95
	5475 Capital Outlays on other General Economic Services				
	796 Tribal Area Sub Plan				
	Share of State Government in share capital for Jharkhand Rural Bank, Ranchi (2009-10)	12,06.00	0.00	0.00	12,06.00
	5475 Capital Outlays on other General Economic Services				
	796 Tribal Area Sub Plan				
	Share of State Government in share capital for Jharkhand Rural Bank, Ranchi (2011-12)	6,30.11	0.00	0.00	6,30.11
	5475 Capital Outlays on other General Economic Services				
	796 Tribal Area Sub Plan				
	Share of State Government in share capital of Vananchal Rural Bank, Dumka (2011-12)	8,40.00	0.00	0.00	8,40.00
	Total - (II) Rural Bank	45,73.01	0.00	0.00	45,73.01

19. DETAILED STATEMENT OF INVESTMENTS OF THE GOVERNMENT -contd.

Section-2. Major and Minor Head-wise details of Investments during the year 2014-15 - contd.

Serial No.	Major/ Minor Head	Investment at the end of previous year	Investment during the year	Dis-investment during the year	Investment at the end of the year
			<i>(Rupees in lakh)</i>		
III	Investment in Government Companies				
	2055 Police				
	796 Tribal Area Sub Plan				
1	Contribution to the Share Capital of Police Housing Construction Corporation (2001-02)	2,00.00	0.00	0.00	2,00.00
	4406 Capital Outlay on Forestry and wild life				
	01 Forestry				
	190 Investment in Public Sector and other undertakings				
2	0001 Share Capital in Jharkhand State Forest Development Corporation(2003-04)	5.00	0.00	0.00	5.00
	4801 Capital Outlay on Power Projects				
	800 Other Expenditure				
3	Investment in Tenughat Vudut Nigam Limited (2005-06)	5,00.00	0.00	0.00	5,00.00
	4853 Capital Outlay on Non-Ferrous Mining and metallurgical Industries				
	02 Non-Ferrous metals				
	190 Investment in Public Sector and Other undertakings				

19. DETAILED STATEMENT OF INVESTMENTS OF THE GOVERNMENT -contd.

Section-2. Major and Minor Head-wise details of Investments during the year 2014-15 - contd.

Serial No.	Major/ Minor Head	Investment at the end of previous year	Investment during the year	Dis-investment during the year	Investment at the end of the year
			<i>(Rupees in lakh)</i>		
4	Jharkhand State Mineral Development Corporation (2005-06)	2,00.00	0.00	0.00	2,00.00
	2852 Industries				
	80 General				
	796 Tribal Area Sub-Plan				
5	Investment in Jharkhand Industrial Infrastructure Development Corporation(JIIDCO) (2004-05)	2,00.00	0.00	0.00	2,00.00
	Investment in Jharkhand Industrial Infrastructure Development Corporation(JIIDCO) (2005-06)	1,00.00	0.00	0.00	1,00.00
	Investment in Jharkhand Industrial Infrastructure Development Corporation(JIIDCO) (2006-07)	2,00.00	0.00	0.00	2,00.00
	4885 Other Capital Outlay on industries and minerals				
	60 others				
	796 Tribal Area Sub-Plan				
	Investment in Jharkhand Industrial Infrastructure Development Corporation (2007-08)	1,00.00	0.00	0.00	1,00.00
	Investment in Jharkhand Industrial Infrastructure Development Corporation (2008-09)	1,00.00	0.00	0.00	1,00.00
	Investment in Jharkhand Industrial Infrastructure Development Corporation (2009-10)	1,00.00	0.00	0.00	1,00.00

19. DETAILED STATEMENT OF INVESTMENTS OF THE GOVERNMENT -contd.

Section-2. Major and Minor Head-wise details of Investments during the year 2014-15 - contd.

Serial No.	Major/ Minor Head	Investment at the end of previous year	Investment during the year	Dis-investment during the year	Investment at the end of the year
		<i>(Rupees in lakh)</i>			
	Investment in Jharkhand Industrial Infrastructure Development Corporation (2010-11)	1,00.00	0.00	0.00	1,00.00
	Investment in Jharkhand Industrial Infrastructure Development Corporation (2012-13)	1,00.00	0.00	0.00	1,00.00
	Investment in Jharkhand Industrial Infrastructure Development Corporation (2013-14)	2,00.00	0.00	0.00	2,00.00
	Investment in Jharkhand Industrial Infrastructure Development Corporation (2014-15)	0.00	1,00.00	0.00	1,00.00
	Total	12,00.00	1,00.00	0.00	13,00.00
	4225 Capital Outlay on Welfare of Scheduled Castes,Scheduled Tribes and Other Backward Classes				
	80 General				
	796 Tribal Area Sub-Plan				
6	Share Capital to Minority Development and Finance Corporation (2008-09)	50.00	0.00	0.00	50.00
	Share Capital to Minority Development and Finance Corporation (2009-10)	25.00	0.00	0.00	25.00
	Share Capital to Minority Development and Finance Corporation (2010-11)	25.00	0.00	0.00	25.00

19. DETAILED STATEMENT OF INVESTMENTS OF THE GOVERNMENT -contd.

Section-2. Major and Minor Head-wise details of Investments during the year 2014-15 - contd.

Serial No.	Major/ Minor Head	Investment at the end of previous year	Investment during the year	Dis-investment during the year	Investment at the end of the year
			<i>(Rupees in lakh)</i>		
	Share Capital to Minority Development and Finance Corporation (2011-12)	25.00	0.00	0.00	25.00
	Share Capital to Minority Development and Finance Corporation (2012-13)	25.00	0.00	0.00	25.00
	Share Capital to Minority Development and Finance Corporation (2013-14)	25.00	0.00	0.00	25.00
	Share Capital to Minority Development and Finance Corporation (2014-15)	0.00	50.00	0.00	50.00
	Total	1,75.00	50.00	0.00	2,25.00
	3452 Tourism				
	80 General				
	104 Promotion and Publicity				
7	Share Capital of Jharkhand Tourism Development Corporation(JTDC) (2002-03)	35.00	0.00	0.00	35.00
	5452 Capital Outlay on Tourism				
	80 General				
	104 Promotion and Publicity				
	Share Capital of Jharkhand Tourism Development Corporation(JTDC) (2010-11)	40.00	0.00	0.00	40.00
	Share Capital of Jharkhand Tourism Development Corporation(JTDC) (2011-12)	50.00	0.00	0.00	50.00
	Share Capital of Jharkhand Tourism Development Corporation(JTDC) (2013-14)	10.00	0.00	0.00	10.00
	Share Capital of Jharkhand Tourism Development Corporation(JTDC) (2014-15)	0.00	15.00	0.00	15.00

19. DETAILED STATEMENT OF INVESTMENTS OF THE GOVERNMENT -contd.

Section-2. Major and Minor Head-wise details of Investments during the year 2014-15 - contd.

Serial No.	Major/ Minor Head	Investment at the end of previous year	Investment during the year	Dis-investment during the year	Investment at the end of the year
			<i>(Rupees in lakh)</i>		
	796 Tribal Area Sub-plan				
	Share Capital of Jharkhand Tourism Development Corporation(JTDC) (2008-09)	50.00	0.00	0.00	50.00
	Share Capital of Jharkhand Tourism Development Corporation(JTDC)(2011-12)	1,00.00	0.00	0.00	1,00.00
	Share Capital of Jharkhand Tourism Development Corporation(JTDC)(2012-13)	25.00	0.00	0.00	25.00
	Share Capital of Jharkhand Tourism Development Corporation (JTDC)(2013-14)	15.00	0.00	0.00	15.00
	Share Capital of Jharkhand Tourism Development Corporation (JTDC)(2014-15)	0.00	10.00	0.00	10.00
	Total	3,25.00	25.00	0.00	3,50.00
	2225 Welfare of Scheduled Castes, Scheduled Tribes & Other Backward classes				
	02 Welfare of Scheduled Tribes				
	796 Tribal Area Sub-plan				
8	Share of Tribal Co-operative Development Corporation (2009-10)	50.00	0.00	0.00	50.00
	02 Welfare of Scheduled Tribes				
	796 Tribal Area Sub-plan				
	Share of Tribal Co-operative Development Corporation (2010-11)	1,00.00	0.00	0.00	1,00.00
	Share of Tribal Co-operative Development Corporation (2011-12)	1,00.00	0.00	0.00	1,00.00
	Share of Tribal Co-operative Development Corporation (2012-13)	1,00.00	0.00	0.00	1,00.00
	4225 Capital Outlay on Welfare of Scheduled Castes, Scheduled Tribes & Other Backward classes				
	02 Welfare of Scheduled Tribes				
	796 Tribal Area Sub-plan				
	Share of Tribal Co-operative Development Corporation (2014-15)	0.00	1,00.00	0.00	1,00.00
	Total	3,50.00	1,00.00	0.00	4,50.00

19. DETAILED STATEMENT OF INVESTMENTS OF THE GOVERNMENT -contd.

Section-2. Major and Minor Head-wise details of Investments during the year 2014-15 - contd.

Serial No.	Major/ Minor Head	Investment at the end of previous year	Investment during the year	Dis-investment during the year	Investment at the end of the year
			<i>(Rupees in lakh)</i>		
	4047 Capital outlay on other Fiscal Services				
	039 State Excise				
9	Share Capital to Jharkhand State Beverages Corporation Limited (2011-12)	5,00.00	0.00	0.00	5,00.00
	4404 Capital Outlay on Dairy Development				
	190 Investment in Public Sector and other undertakings				
10	Share capital to Milk Federation(2013-14)	10,00.00	0.00	0.00	10,00.00
	Share capital to Milk Federation(2014-15)	0.00	7,00.00	0.00	7,00.00
	2053 District Administration				
	796 Tribal Area Sub-plan				
11	Greater Ranchi Development Agency Limited (2011-12)	25,00.00	0.00	0.00	25,00.00
	Total (III) Government Companies	69,55.00	9,75.00	0.00	79,30.00
	VI Investment in Co-operative Banks and Societies				
	2425 Co-operation				
	107 Assistance to credit Co-operatives				
1	Contribution to Share Capital of Primary Agriculture Credit Co-operative Society and Vyapar Mandals (2002-03)	20.00	0.00	0.00	20.00

19. DETAILED STATEMENT OF INVESTMENTS OF THE GOVERNMENT -contd.

Section-2. Major and Minor Head-wise details of Investments during the year 2014-15 - contd.

Serial No.	Major/ Minor Head	Investment at the end of previous year	Investment during the year	Dis-investment during the year	Investment at the end of the year
			<i>(Rupees in lakh)</i>		
	2425 Co-operation				
	107 Assistance to credit Co-operatives				
	Contribution to Share Capital of Primary Agriculture Credit Co-operative Society and Vyapar Mandals (2004-05)	20.00	0.00	0.00	20.00
	4425 Capital outlay on Co-operation				
	107 Investment to Credit Co-operatives				
	Share Capital to Jharkhand State Co-operative Bank Limited (2010-11)	25.00	0.00	0.00	25.00
	107 Investment in Credit Co-operatives				
	Contribution to Share Capital of Primary Agriculture Credit Co-operative Society and Vyapar Mandals (2011-12)	55.57	0.00	0.00	55.57
	Total	1,20.57	0.00	0.00	1,20.57
	2425 Co-operation				
	796 Tribal Area Sub-plan				
2	Contribution to the Share Capital to Co-operative Societies for the welfare of Scheduled Castes, Scheduled Tribes and Other Backward Classes(2002-03)	10.84	0.00	0.00	10.84

19. DETAILED STATEMENT OF INVESTMENTS OF THE GOVERNMENT -contd.

Section-2. Major and Minor Head-wise details of Investments during the year 2014-15 - contd.

Serial No.	Major/ Minor Head	Investment at the end of previous year	Investment during the year	Dis-investment during the year	Investment at the end of the year
			<i>(Rupees in lakh)</i>		
	Contribution to the Share Capital to Co-operative Societies for the welfare of Scheduled Castes, Scheduled Tribes and Other Backward Classes (2004-05)	1,30.00	0.00	0.00	1,30.00
	Total	1,40.84	0.00	0.00	1,40.84
	2425 Co-operation				
	796 Tribal Area Sub-plan				
3	Contribution to Share Capital of Lac Production Marketing Union (2003-04)	10.00	0.00	0.00	10.00
	2425 Co-operation				
	796 Tribal Area Sub-plan				
	Contribution to Share Capital of Lac Production Marketing Union (2004-05)	15.00	0.00	0.00	15.00
	2425 Co-operation				
	796 Tribal Area Sub-plan				
	0275 Contribution to Share Capital of Lac Production Marketing Union(2006-07)	1,00.00	0.00	0.00	1,00.00
	2425 Co-operation				
	796 Tribal Area Sub-plan				
	Contribution to Share Capital of Lac Production Marketing Union (2007-08)	1,00.00	0.00	0.00	1,00.00

19. DETAILED STATEMENT OF INVESTMENTS OF THE GOVERNMENT -contd.

Section-2. Major and Minor Head-wise details of Investments during the year 2014-15 - contd.

Serial No.	Major/ Minor Head	Investment at the end of previous year	Investment during the year	Dis-investment during the year	Investment at the end of the year
			<i>(Rupees in lakh)</i>		
2425 Co-operation					
796 Tribal Area Sub-plan					
	Contribution to Share Capital of Lac Production Marketing Union (2008-09)	2,00.00	0.00	0.00	2,00.00
2425 Co-operation					
796 Tribal Area Sub-plan					
	Contribution to Share Capital of Lac Production Marketing Union (2009-10)	30.00	0.00	0.00	30.00
4425 Capital Outlay on Co-operation					
108 Investment in other Co-operatives					
	Share Capital to Jharkhand State Co-operative Lac Procurement and Marketing Union (2010-11)	15.00	0.00	0.00	15.00
4425 Capital Outlay on Co-operation					
789 Special Component plan for Scheduled Castes					
	Share Capital to Jharkhand State Co-operative Lac Procurement and Marketing Union (2010-11)	10.00	0.00	0.00	10.00
4425 Capital Outlay on Co-operation					
796 Tribal Area Sub-plan					
	Share Capital to Jharkhand State Co-operative Lac Procurement and Marketing Union (2010-11)	25.00	0.00	0.00	25.00

19. DETAILED STATEMENT OF INVESTMENTS OF THE GOVERNMENT -contd.

Section-2. Major and Minor Head-wise details of Investments during the year 2014-15 - contd.

Serial No.	Major/ Minor Head	Investment at the end of previous year	Investment during the year	Dis-investment during the year	Investment at the end of the year
			<i>(Rupees in lakh)</i>		
	4425 Capital Outlay on Co-operation				
	789 Special Component plan for Scheduled Castes				
	Share Capital to Jharkhand State Co-operative Lac Procurement and Marketing Union (2011-12)	5.00	0.00	0.00	5.00
	4425 Capital Outlay on Co-operation				
	796 Tribal Area Sub-plan				
	Share Capital to Jharkhand State Co-operative Lac Procurement and Marketing Union (2011-12)	10.00	0.00	0.00	10.00
	4425 Capital Outlay on Co-operation				
	108 Investment in other Co-operatives				
	Share Capital to Jharkhand State Co-operative Lac Procurement and Marketing Union (2011-12)	10.00	0.00	0.00	10.00
	4425 Capital Outlay on Co-operation				
	108 Investment in other Co-operatives				
	Share Capital to Jharkhand State Co-operative Lac Procurement and Marketing Union (2012-13)	10.00	0.00	0.00	10.00
	789 Special Component plan for Scheduled Castes				
	Share Capital to Jharkhand State Co-operative Lac Procurement and Marketing Union (2012-13)	5.00	0.00	0.00	5.00
	796 Tribal Area Sub-plan				
	Share Capital to Jharkhand State Co-operative Lac Procurement and Marketing Union (2012-13)	10.00	0.00	0.00	10.00
	Total	5,55.00	0.00	0.00	5,55.00

19. DETAILED STATEMENT OF INVESTMENTS OF THE GOVERNMENT -contd.

Section-2. Major and Minor Head-wise details of Investments during the year 2014-15 - contd.

Serial No.	Major/ Minor Head	Investment at the end of previous year	Investment during the year	Dis-investment during the year	Investment at the end of the year
	2425 Co-operation				
	796 Tribal Area Sub-plan				
4	Contribution to the Share Capital to Co-operative Societies for the Welfare of Scheduled Castes,Scheduled Tribes and Other Backward Classes (2003-04)	10.00	0.00	0.00	10.00
	2425 Co-operation				
	796 Tribal Area Sub-plan				
	Contribution to the Share Capital to Co-operative Societies for the Welfare of Scheduled Castes,Scheduled Tribes and Other Backward Classes (2004-05)	10.00	0.00	0.00	10.00
	2425 Co-operation				
	107 Assistance to credit Co-operatives				
	Contribution to the Share Capital to Co-operative Societies for the Welfare of Scheduled Castes,Scheduled Tribes and Other Backward Classes (2009-10)	25.00	0.00	0.00	25.00
	Total	45.00	0.00	0.00	45.00

(Rupees in lakh)

19. DETAILED STATEMENT OF INVESTMENTS OF THE GOVERNMENT -contd.

Section-2. Major and Minor Head-wise details of Investments during the year 2014-15 - contd.

Serial No.	Major/ Minor Head	Investment at the end of previous year	Investment during the year	Dis-investment during the year	Investment at the end of the year
	2425 Co-operation				
	796 Tribal Area Sub-plan				
5	Contribution to the Share Capital to South Chotanagpur Tribal Co-operative Fruits and Vegetable Development Union (2003-04)	25.00	0.00	0.00	25.00
	2425 Co-operation				
	796 Tribal Area Sub-plan				
	Contribution to the Share Capital to South Chotanagpur Tribal Co-operative Fruits and Vegetable Development Union (2004-05)	50.00	0.00	0.00	50.00
	2425 Co-operation				
	796 Tribal Area Sub-plan				
	Contribution to the Share Capital to South Chotanagpur Tribal Co-operative Fruits and Vegetable Development Union (2006-07)	65.00	0.00	0.00	65.00
	2425 Co-operation				
	796 Tribal Area Sub-plan				
	Contribution to the Share Capital to South Chotanagpur Tribal Co-operative Fruits and Vegetable Development Union (2007-08)	2,00.00	0.00	0.00	2,00.00

(Rupees in lakh)

19. DETAILED STATEMENT OF INVESTMENTS OF THE GOVERNMENT -contd.

Section-2. Major and Minor Head-wise details of Investments during the year 2014-15 - contd.

Serial No.	Major/ Minor Head	Investment at the end of previous year	Investment during the year	Dis-investment during the year	Investment at the end of the year
			<i>(Rupees in lakh)</i>		
2425 Co-operation					
796 Tribal Area Sub-plan					
	Contribution to the Share Capital to South Chotanagpur Tribal Co-operative Fruits and Vegetable Development Union (2008-09)	2,00.00	0.00	0.00	2,00.00
2425 Co-operation					
796 Tribal Area Sub-plan					
	Contribution to the Share Capital to South Chotanagpur Tribal Co-operative Fruits and Vegetable Development Union (2009-10)	25.00	0.00	0.00	25.00
2425 Co-operation					
789 Special Component plan for Scheduled Castes					
	Contribution to the Share Capital to South Chotanagpur Tribal Co-operative Fruits and Vegetable Development Union (2009-10)	15.00	0.00	0.00	15.00
	Contribution to Share Capital of Jharkhand State Tribal Co-operative Fruits and Vegetables Union (2014-15)	0.00	1,80.00	0.00	1,80.00
2425 Co-operation					
107 Assistance to credit Co-operatives					
	Contribution to the Share Capital to South Chotanagpur Tribal Co-operative Fruits and Vegetable Development Union (2009-10)	10.00	0.00	0.00	10.00

19. DETAILED STATEMENT OF INVESTMENTS OF THE GOVERNMENT -contd.

Section-2. Major and Minor Head-wise details of Investments during the year 2014-15 - contd.

Serial No.	Major/ Minor Head	Investment at the end of previous year	Investment during the year	Dis-investment during the year	Investment at the end of the year
			<i>(Rupees in lakh)</i>		
	4425 Capital Outlay on Co-operation				
	796 Tribal Area Sub-plan				
	Contribution to the Share Capital to South Chotanagpur Tribal Co-operative Fruits and Vegetable Development Union (2010-11)	12.50	0.00	0.00	12.50
	4425 Capital Outlay on Co-operation				
	789 Special Component plan for Scheduled Castes				
	Contribution to the Share Capital to South Chotanagpur Tribal Co-operative Fruits and Vegetable Development Union (2010-11)	10.00	0.00	0.00	10.00
	4425 Capital Outlay on Co-operation				
	108 Investment in other Co-operatives				
	Contribution to the Share Capital to South Chotanagpur Tribal Co-operative Fruits and Vegetable Development Union (2010-11)	2.50	0.00	0.00	2.50
	4425 Capital Outlay on Co-operation				
	108 Investment in other Co-operatives				
	Contribution to the Share Capital to South Chotanagpur Tribal Co-operative Fruits and Vegetable Development Union (2010-11)	10.00	0.00	0.00	10.00

19. DETAILED STATEMENT OF INVESTMENTS OF THE GOVERNMENT -contd.

Section-2. Major and Minor Head-wise details of Investments during the year 2014-15 - contd.

Serial No.	Major/ Minor Head	Investment at the end of previous year	Investment during the year	Dis-investment during the year	Investment at the end of the year
			<i>(Rupees in lakh)</i>		
	4425 Capital Outlay on Co-operation				
	789 Special Component plan for Scheduled Castes				
	Contribution to the Share Capital to South Chotanagpur Tribal Co-operative Fruits and Vegetable Development Union (2011-12)	5.00	0.00	0.00	5.00
	4425 Capital Outlay on Co-operation				
	796 Tribal Area Sub-plan				
	Contribution to the Share Capital to South Chotanagpur Tribal Co-operative Fruits and Vegetable Development Union (2011-12)	10.00	0.00	0.00	10.00
	2425 Co-operation				
	789 Special Component plan for Scheduled Castes				
	Contribution to the Share Capital to South Chotanagpur Tribal Co-operative Fruits and Vegetable Development Union (2013-14)	40.00	0.00	0.00	40.00
	Total	6,80.00	1,80.00	0.00	8,60.00
	2425 Co-operation				
	796 Tribal Area Sub-plan				
6	Contribution to the Share Capital of Large and Multipurpose Co-operative Union/ Society (LAMPUS) (2003-04)	50.00	0.00	0.00	50.00

19. DETAILED STATEMENT OF INVESTMENTS OF THE GOVERNMENT -contd.

Section-2. Major and Minor Head-wise details of Investments during the year 2014-15 - contd.

Serial No.	Major/ Minor Head	Investment at the end of previous year	Investment during the year	Dis-investment during the year	Investment at the end of the year
					<i>(Rupees in lakh)</i>
	2425 Co-operation				
	796 Tribal Area Sub-plan				
	Contribution to the Share Capital of Large and Multipurpose Co-operative Union/ Society (LAMPUS) (2004-05)	50.00	0.00	0.00	50.00
	2425 Co-operation				
	796 Tribal Area Sub-plan				
	Contribution to the Share Capital of Large and Multipurpose Co-operative Union/ Society (LAMPUS) (2006-07)	49.98	0.00	0.00	49.98
	2425 Co-operation				
	796 Tribal Area Sub-plan				
	Contribution to the Share Capital of Large and Multipurpose Co-operative Union/ Society (LAMPUS) (2007-08)	2,00.00	0.00	0.00	2,00.00
	Total	3,49.98	0.00	0.00	3,49.98
	2425 Co-operation				
	108 Assistance to other Co-operatives				
7	Share Capital Contribution of Scheduled Castes/ Scheduled Tribes Members of Co-operatives	5.00	0.00	0.00	5.00

19. DETAILED STATEMENT OF INVESTMENTS OF THE GOVERNMENT -contd.

Section-2. Major and Minor Head-wise details of Investments during the year 2014-15 - contd.

Serial No.	Major/ Minor Head	Investment at the end of previous year	Investment during the year	Dis-investment during the year	Investment at the end of the year
			<i>(Rupees in lakh)</i>		
	2425 Co-operation				
	107 Assistance to credit Co-operatives				
8	Contribution to the Share Capital of Primary Agriculture Credit Co-operative Society and Vyapar Mandal (2006-07)	50.00	0.00	0.00	50.00
	2425 Co-operation				
	107 Assistance to credit Co-operatives				
	Contribution to the Share Capital of Primary Agriculture Credit Co-operative Society and Vyapar Mandal (2007-08)	2,35.00	0.00	0.00	2,35.00
	2425 Co-operation				
	789 Special Component plan for Scheduled Castes				
	Contribution to the Share Capital of Primary Agriculture Credit Co-operative Society and Vyapar Mandal (2007-08)	65.00	0.00	0.00	65.00
	Total	3,50.00	0.00	0.00	3,50.00

19. DETAILED STATEMENT OF INVESTMENTS OF THE GOVERNMENT -contd.

Section-2. Major and Minor Head-wise details of Investments during the year 2014-15 - contd.

Serial No.	Major/ Minor Head	Investment at the end of previous year	Investment during the year	Dis-investment during the year	Investment at the end of the year
			<i>(Rupees in lakh)</i>		
	2425 Co-operation				
	190 Investment in Public Sector and Other Undertakings				
9	Contribution to the Share Capital to National Co-operative Development Corporation for finance of Refinery/ Cold Storage/ Godown Construction Project (2006-07)	50.00	0.00	0.00	50.00
	2425 Co-operation				
	107 Assistance to credit Co-operatives				
10	Contribution to the Share Capital for the formation of Jharkhand State Minor Forest Produce Marketing and Development Co-operative Union (JHAMCOFED) (2007-08)	50.00	0.00	0.00	50.00
	2425 Co-operation				
	796 Tribal Area Sub-plan				
	Contribution to the Share Capital for the formation of Jharkhand State Minor Forest Produce Marketing and Development Co-operative Union (JHAMCOFED) (2007-08)	2,50.00	0.00	0.00	2,50.00

19. DETAILED STATEMENT OF INVESTMENTS OF THE GOVERNMENT -contd.

Section-2. Major and Minor Head-wise details of Investments during the year 2014-15 - contd.

Serial No.	Major/ Minor Head	Investment at the end of previous year	Investment during the year	Dis-investment during the year	Investment at the end of the year
			<i>(Rupees in lakh)</i>		
	2425 Co-operation				
	789 Special Component plan for Scheduled Castes				
	Contribution to the Share Capital for the formation of Jharkhand State Minor Forest Produce Marketing and Development Co-operative Union (JHAMCOFED) (2007-08)	3,00.00	0.00	0.00	3,00.00
	2425 Co-operation				
	107 Assistance to credit Co-operatives				
	Contribution to the Share Capital for the formation of Jharkhand State Minor Forest Produce Marketing and Development Co-operative Union (JHAMCOFED) (2008-09)	75.00	0.00	0.00	75.00
	2425 Co-operation				
	789 Special Component plan for Scheduled Castes				
	Contribution to the Share Capital for the formation of Jharkhand State Minor Forest Produce Marketing and Development Co-operative Union (JHAMCOFED) (2008-09)	25.00	0.00	0.00	25.00
	2425 Co-operation				
	796 Tribal Area Sub-plan				
	76 Contribution to the share capital of Jharkhand State Minor Forest Produce Marketing and Development Co-operative Union (JHAMCOFED)(2008-09)	1,00.00	0.00	0.00	1,00.00

19. DETAILED STATEMENT OF INVESTMENTS OF THE GOVERNMENT -contd.

Section-2. Major and Minor Head-wise details of Investments during the year 2014-15 - contd.

Serial No.	Major/ Minor Head	Investment at the end of previous year	Investment during the year	Dis-investment during the year	Investment at the end of the year
			<i>(Rupees in lakh)</i>		
2425	Co-operation				
789	Special Component plan for Scheduled Castes				
25	Contribution to the share capital of Jharkhand State Minor Forest Produce Marketing and Development Co-operative Union (JHAMCOFED)(2009-10)	15.00	0.00	0.00	15.00
2425	Co-operation				
796	Tribal Area Sub-plan				
	Contribution to the Share Capital for the formation of Jharkhand State Minor Forest Produce Marketing and Development Co-operative Union (JHAMCOFED) (2009-10)	30.00	0.00	0.00	30.00
2425	Co-operation				
107	Assistance to credit Co-operatives				
25	Contribution to the share capital of Jharkhand State Minor Forest Produce Marketing and Development Co-operative Union (JHAMCOFED) (2009-10)	5.00	0.00	0.00	5.00
4425	Capital Outlay on Co-operation				
108	Investment in other Co-operatives				
	Contribution to the Share Capital for the formation of Jharkhand State Minor Forest Produce Marketing and Development Co-operative Union (JHAMCOFED) (2010-11)	2.50	0.00	0.00	2.50

19. DETAILED STATEMENT OF INVESTMENTS OF THE GOVERNMENT -contd.

Section-2. Major and Minor Head-wise details of Investments during the year 2014-15 - contd.

Serial No.	Major/ Minor Head	Investment at the end of previous year	Investment during the year	Dis-investment during the year	Investment at the end of the year
			<i>(Rupees in lakh)</i>		
	4425 Capital Outlay on Co-operation				
	796 Tribal Area Sub-plan				
	Contribution to the Share Capital for the formation of Jharkhand State Minor Forest Produce Marketing and Development Co-operative Union (JHAMCOFED) (2010-11)	12.50	0.00	0.00	12.50
	4425 Capital Outlay on Co-operation				
	789 Special Component plan for Scheduled Castes				
	06 Contribution to the share capital of Jharkhand State Minor Forest Produce Marketing and Development Co-operative Union (JHAMCOFED)(2010-11)	10.00	0.00	0.00	10.00
	4425 Capital Outlay on Co-operation				
	108 Investment in other Co-operatives				
	06 Contribution to the share capital of Jharkhand State Minor Forest Produce Marketing and Development Co-operative Union (JHAMCOFED)(2011-12)	10.00	0.00	0.00	10.00
	4425 Capital Outlay on Co-operation				
	789 Special Component plan for Scheduled Castes				
	Contribution to the Share Capital for the formation of Jharkhand State Minor Forest Produce Marketing and Development Co-operative Union (JHAMCOFED) (2011-12)	5.00	0.00	0.00	5.00

19. DETAILED STATEMENT OF INVESTMENTS OF THE GOVERNMENT -contd.

Section-2. Major and Minor Head-wise details of Investments during the year 2014-15 - contd.

Serial No.	Major/ Minor Head	Investment at the end of previous year	Investment during the year	Dis-investment during the year	Investment at the end of the year
			<i>(Rupees in lakh)</i>		
	4425 Capital Outlay on Co-operation				
	796 Tribal Area Sub-plan				
	06 Contribution to the share capital of Jharkhand State Minor Forest Produce Marketing and Development Co-operative Union (JHAMCOFED)(2011-12)	10.00	0.00	0.00	10.00
	4425 Capital Outlay on Co-operation				
	108 Investment in other Co-operatives				
	Contribution to the Share Capital for the formation of Jharkhand State Minor Forest Produce Marketing and Development Co-operative Union (JHAMCOFED) (2012-13)	10.00	0.00	0.00	10.00
	4425 Capital Outlay on Co-operation				
	789 Special Component plan for Scheduled Castes				
	Contribution to the Share Capital for the formation of Jharkhand State Minor Forest Produce Marketing and Development Co-operative Union (JHAMCOFED) (2012-13)	5.00	0.00	0.00	5.00
	4425 Capital Outlay on Co-operation				
	796 Tribal Area Sub-plan				
	Contribution to the Share Capital for the formation of Jharkhand State Minor Forest Produce Marketing and Development Co-operative Union (JHAMCOFED) (2012-13)	10.00	0.00	0.00	10.00
	Total	9,25.00	0.00	0.00	9,25.00

19. DETAILED STATEMENT OF INVESTMENTS OF THE GOVERNMENT -contd.

Section-2. Major and Minor Head-wise details of Investments during the year 2014-15 - contd.

Serial No.	Major/ Minor Head	Investment at the end of previous year	Investment during the year	Dis-investment during the year	Investment at the end of the year
			<i>(Rupees in lakh)</i>		
	4425 Capital Outlay on Co-operation				
	789 Special Component plan for Scheduled Castes				
11	Share capital for District Central Co-operative Banks (2007-08)	6,85.00	0.00	0.00	6,85.00
	4425 Capital Outlay on Co-operation				
	796 Tribal Area Sub-plan				
	Share capital for District Central Co-operative Banks (2007-08)	21,10.00	0.00	0.00	21,10.00
	2425 Co-operation				
	107 Assistance to credit Co-operatives				
	Share capital for District Central Co-operative Banks (2007-08)	13,05.00	0.00	0.00	13,05.00
	Total	41,00.00	0.00	0.00	41,00.00
	4425 Capital Outlay on Co-operation				
	789 Special Component plan for Scheduled Castes				
12	Share capital of Integrated Child Development Programme financed by National Co-operative Development Corporation (2007-08)	15.74	0.00	0.00	15.74

19. DETAILED STATEMENT OF INVESTMENTS OF THE GOVERNMENT -contd.

Section-2. Major and Minor Head-wise details of Investments during the year 2014-15 - contd.

Serial No.	Major/ Minor Head	Investment at the end of previous year	Investment during the year	Dis-investment during the year	Investment at the end of the year
			<i>(Rupees in lakh)</i>		
	4425 Capital Outlay on Co-operation				
	789 Special Component plan for Scheduled Castes				
	Share capital of Integrated Child Development Programme financed by National Co-operative Development Corporation (2007-08)	13.68	0.00	0.00	13.68
	4425 Capital Outlay on Co-operation				
	190 Investment in Public Sector and other undertakings				
	Share capital of Integrated Child Development Programme financed by National Co-operative Development Corporation (2008-09)	240.00	0.00	0.00	2,40.00
	4425 Capital Outlay on Co-operation				
	789 Special Component plan for Scheduled Castes				
	Share capital of Integrated Child Development Programme financed by National Co-operative Development Corporation (2008-09)	32.00	0.00	0.00	32.00
	4425 Capital Outlay on Co-operation				
	796 Tribal Area Sub-plan				
	Share capital of Integrated Child Development Programme financed by National Co-operative Development Corporation (2008-09)	177.58	0.00	0.00	1,77.58

19. DETAILED STATEMENT OF INVESTMENTS OF THE GOVERNMENT -contd.

Section-2. Major and Minor Head-wise details of Investments during the year 2014-15 - contd.

Serial No.	Major/ Minor Head	Investment at the end of previous year	Investment during the year	Dis-investment during the year	Investment at the end of the year
			<i>(Rupees in lakh)</i>		
	4425 Capital Outlay on Co-operation				
	195 Investment in Co-operatives				
	Share capital of Integrated Child Development Programme financed by National Co-operative Development Corporation (2009-10)	45.00	0.00	0.00	45.00
	4425 Capital Outlay on Co-operation				
	789 Special Component plan for Scheduled Castes				
	Share capital of Integrated Child Development Programme financed by National Co-operative Development Corporation (2009-10)	30.00	0.00	0.00	30.00
	4425 Capital Outlay on Co-operation				
	796 Tribal Area Sub-plan				
	Share capital of Integrated Child Development Programme financed by National Co-operative Development Corporation (2009-10)	75.00	0.00	0.00	75.00
	4425 Capital Outlay on Co-operation				
	789 Special Component plan for Scheduled Castes				
	Share capital of Integrated Child Development Programme financed by National Co-operative Development Corporation (2010-11)	45.00	0.00	0.00	45.00

19. DETAILED STATEMENT OF INVESTMENTS OF THE GOVERNMENT -contd.

Section-2. Major and Minor Head-wise details of Investments during the year 2014-15 - contd.

Serial No.	Major/ Minor Head	Investment at the end of previous year	Investment during the year	Dis-investment during the year	Investment at the end of the year
			<i>(Rupees in lakh)</i>		
	4425 Capital Outlay on Co-operation				
	796 Tribal Area Sub-plan				
	02 Share capital of Integrated Child Development Programme financed by National Co-operative Development Corporation(2010-11)	1,35.00	0.00	0.00	1,35.00
	4425 Capital Outlay on Co-operation				
	108 Investment in other Co-operatives				
	Share capital of Integrated Child Development Programme financed by National Co-operative Development Corporation (2010-11)	90.00	0.00	0.00	90.00
	Share capital of Integrated Child Development Programme financed by National Co-operative Development Corporation (2014-15)	0.00	1,00.00	0.00	1,00.00
	4425 Capital Outlay on Co-operation				
	789 Special Component plan for Scheduled Castes				
	Share capital of Integrated Child Development Programme financed by National Co-operative Development Corporation (2011-12)	4,72.16	0.00	0.00	4,72.16
	Share capital of Integrated Child Development Programme financed by National Co-operative Development Corporation (2014-15)	0.00	35.04	0.00	35.04
	4425 Capital Outlay on Co-operation				
	796 Tribal Area Sub-plan				
	Share capital of Integrated Child Development Programme financed by National Co-operative Development Corporation (2011-12)	11,69.42	0.00	0.00	11,69.42
	Share capital of Integrated Child Development Programme financed by National Co-operative Development Corporation (2014-15)	0.00	1,80.00	0.00	1,80.00

19. DETAILED STATEMENT OF INVESTMENTS OF THE GOVERNMENT -contd.

Section-2. Major and Minor Head-wise details of Investments during the year 2014-15 - contd.

Serial No.	Major/ Minor Head	Investment at the end of previous year	Investment during the year	Dis-investment during the year	Investment at the end of the year
			<i>(Rupees in lakh)</i>		
	2425 Co-operation				
	108 Assistance to other Co-operatives				
	04 Share capital of Integrated Child Development Programme financed by National Co-operative Development Corporation(2011-12)	6,97.86	0.00	0.00	6,97.86
	Total	32,38.44	3,15.04	0.00	35,53.48
	2425 Co-operation				
	789 Special Component plan for Scheduled Castes				
13	Share Capital of special type of Co-operative Societies for the Welfare of Women of Scheduled Castes/ Tribes/ Backward classes (2008-09)	20.00	0.00	0.00	20.00
	2425 Co-operation				
	107 Assistance to credit Co-operatives				
	Share Capital of special type of Co-operative Societies for the Welfare of Women of Scheduled Castes/ Tribes/ Backward classes (2008-09)	40.00	0.00	0.00	40.00
	2425 Co-operation				
	789 Special Component plan for Scheduled Castes				
	Share Capital of special type of Co-operative Societies for the Welfare of Women of Scheduled Castes/ Tribes/ Backward classes (2009-10)	20.00	0.00	0.00	20.00
	Total	80.00	0.00	0.00	80.00

19. DETAILED STATEMENT OF INVESTMENTS OF THE GOVERNMENT -contd.

Section-2. Major and Minor Head-wise details of Investments during the year 2014-15 - contd.

Serial No.	Major/ Minor Head	Investment at the end of previous year	Investment during the year	Dis-investment during the year	Investment at the end of the year
			<i>(Rupees in lakh)</i>		
	2425 Co-operation				
	796 Tribal Area Sub-plan				
14	Contribution to the Share Capital of Co-operative Society (2008-09)	40.00	0.00	0.00	40.00
	4425 Capital Outlay on Co-operation				
	107 Assistance to credit Co-operatives				
	Contribution to the Share Capital of Co-operative Society (2011-12)	10.57	0.00	0.00	10.57
	4425 Capital Outlay on Co-operation				
	789 Special Component plan for Scheduled Castes				
	Contribution to the Share Capital of Co-operative Society (2011-12)	11.42	0.00	0.00	11.42
	4425 Capital Outlay on Co-operation				
	796 Tribal Area Sub-plan				
	Contribution to the Share Capital of Co-operative Society (2011-12)	21.96	0.00	0.00	21.96
	Total	83.95	0.00	0.00	83.95
	4425 Capital Outlay on Co-operation				
	107 Assistance to credit Co-operatives				
15	Share Capital to Jharkhand State Development Co-operative Union (2010-11)	25.00	0.00	0.00	25.00

19. DETAILED STATEMENT OF INVESTMENTS OF THE GOVERNMENT -contd.

Section-2. Major and Minor Head-wise details of Investments during the year 2014-15 - contd.

Serial No.	Major/ Minor Head	Investment at the end of previous year	Investment during the year	Dis-investment during the year	Investment at the end of the year
			<i>(Rupees in lakh)</i>		
	4425 Capital Outlay on Co-operation				
	789 Special Component plan for Scheduled Castes				
16	Share Capital to Jharkhand State Co-operative Bank (2011-12)	20.00	0.00	0.00	20.00
	4425 Capital Outlay on Co-operation				
	796 Tribal Area Sub-plan				
	Share Capital to Jharkhand State Co-operative Bank (2011-12)	50.00	0.00	0.00	50.00
	4425 Capital Outlay on Co-operation				
	107 Assistance to credit Co-operatives				
	Share Capital to Jharkhand State Co-operative Bank (2012-13)	60.00	0.00	0.00	60.00
	4425 Capital Outlay on Co-operation				
	789 Special Component plan for Scheduled Castes				
	Share Capital to Jharkhand State Co-operative Bank (2012-13)	40.00	0.00	0.00	40.00
	4425 Capital Outlay on Co-operation				
	796 Tribal Area Sub-plan				
	Share Capital to Jharkhand State Co-operative Bank (2012-13)	1,00.00	0.00	0.00	1,00.00
	Total	2,70.00	0.00	0.00	2,70.00
	4425 Capital Outlay on Co-operation				
	107 Assistance to credit Co-operatives				
17	Share Capital to Jharkhand State Co-operative Federation (2011-12)	15.00	0.00	0.00	15.00
	4425 Capital Outlay on Co-operation				

19. DETAILED STATEMENT OF INVESTMENTS OF THE GOVERNMENT1 - conclud.

Section-2. Major and Minor Head-wise details of Investments during the year 2014-15 - conclud.

Serial No.	Major/ Minor Head	Investment at the end of previous year	Investment during the year	Dis-investment during the year	Investment at the end of the year
			<i>(Rupees in lakh)</i>		
	789 Special Component plan for Scheduled Castes				
	Share Capital to Jharkhand State Co-operative Federation (2011-12)	10.00	0.00	0.00	10.00
	4425 Capital Outlay on Co-operation				
	796 Tribal Area Sub-plan				
	Share Capital to Jharkhand State Co-operative Federation (2011-12)	25.00	0.00	0.00	25.00
	4425 Capital Outlay on Co-operation				
	796 Tribal Area Sub-plan				
	Share Capital to Jharkhand State Co-operative Federation (2012-13)	25.00	0.00	0.00	25.00
	Total	75.00	0.00	0.00	75.00
	4425 Capital Outlay on Co-operation				
	107 Investment in Credit Co-operatives				
18	Share Capital Contribution to Apex and other Co-operative Societies (2014-15)	0.00	12.30	0.00	12.30
	796 Tribal Area Sub-plan				
	Share Capital Contribution to Apex and other Co-operative Societies (2014-15)	0.00	20.50	0.00	20.50
	Total VI Investment in Co-operative Banks and Societies	1,10,93.78	5,27.84	0.00	1,16,21.62
	Grand Total	2,26,21.79	15,02.84	0.00	2,41,24.63

20. DETAILED STATEMENT OF GUARANTEES GIVEN BY THE GOVERNMENT

(i) Class wise details of Guarantees given by the State Government for repayment of loans, etc. raised by Statutory corporations, Government Companies, Local Bodies and Other institutions during the year and sums guaranteed outstanding on 31 March 2015 in various sectors are shown below:-

Sector (no. of Guarantees within bracket)	Maximum Amount guaranteed during the year 2013-14	Outstanding at the beginning of the year 2014-15	Additions during the year 2014-15	Deletions (other than invoked) during the year 2014-15	Invoked during the year 2014-15		Outstanding at the end of the year 2014-15	Guarantee commission or fee		Other material details
					Discharged	Not Discharged		Receivable	Received	
1	2	3	4	5	6	7	8	9	10	11

(₹ in lakh)

No information received from the State Government

(ii) Class wise details for letter of comfort given by the State Government for repayment of loans, etc. raised by Statutory Corporations, Government Companies, Local Bodies and Other institutions during the year and sums guaranteed outstanding on 31 March 2015 in various sectors are shown below:-

Class and Sector	No. of letter of comfort	Total amount for which letters of comfort issued	Details of invocation, if any	Other material details
1	2	3	4	5

(₹ in lakh)

No information received from the State Government

EXPLANATORY NOTE

Guarantee Redemption Fund : State Government did not set up Guarantee Redemption Fund.

Jharkhand Fiscal Responsibility and Budget Management Act, 2007 provides that :-

- Managing guarantees and other contingent liabilities prudently, with particular reference to level of risk of such liabilities;
- Should include an assessment of sustainability relating to the policies of the State Government for the current financial year relating to expenditure, borrowings and other liabilities, lending and investments and description of other activities, such as guarantees and activities of Public Sector Undertakings which have potential budgetary implications.
- The statement indicating institution-wise State Government guarantees given, default by these organizations in discharging debt servicing liabilities and contingent liability created in the State Government account on account of default of these organizations shall be placed in the Legislature.

Note : The apportionment of balances of the composite State of Bihar as on 14.11.2000 has not been done so far. The information in regard to guarantees given by Government after re-organisation of the State was also not furnished by the State Government (August 2015).

21. DETAILED STATEMENT ON CONTINGENCY FUND AND OTHER PUBLIC ACCOUNT TRANSACTIONS

Head of Account	Opening Balance as on 1 April 2014		Receipts	Disbursement		Closing Balance as on 31 March 2015	Net Increase (+)/ Decrease (-)		
	1	2					3	4	5
<i>(Rupees in lakh)</i>									
(A) Part-II Contingency Fund									
8000 Contingency Fund-									
1. Appropriation from the Consolidated Fund	Cr	1,50,00.00	0.00	0.00	Cr.	1,50,00.00	0.00	0.00	
Total 8000- Contingency Fund	Cr	1,50,00.00	0.00	0.00	Cr.	1,50,00.00	0.00	0.00	
Total Part II- Contingency Fund	Cr.	1,50,00.00	0.00	0.00	Cr.	1,50,00.00	0.00	0.00	
(B) Part-III-Public Account (A)									
I Small Savings, Provident Funds etc.									
(b) Provident Funds-									
8009 State Provident Funds-									
01 Civil									
101 General Provident Funds	Cr.	19,45,82.44	8,31,44.32	9,22,64.71	Cr.	18,54,62.05	(-)91,20.39	(-)4.69	
103 ICS Provident Fund		0.00	0.00	0.00		0.00	0.00	0.00	
104 All India Services Provident Fund	Cr.	2,06,14.72	3,91.91	24.69	Cr.	2,09,81.94	3,67.22	1.78	
Total 01 Civil	Cr.	21,51,97.16	8,35,36.23	9,22,89.40	Cr.	20,64,43.99	(-)87,53.17	(-)4.07	
Total 8009 State Provident Funds	Cr.	21,51,97.16	8,35,36.23	9,22,89.40	Cr.	20,64,43.99	(-)87,53.17	(-)4.07	
Total (b) Provident Fund	Cr.	21,51,97.16	8,35,36.23	9,22,89.40	Cr.	20,64,43.99	(-)87,53.17	(-)4.07	
(c) Other Accounts-									
8011 Insurance and Pension Funds (@)									
107 State Government Employees' Group Insurance Scheme	Cr.	(-)5,93,38.24	7,20.32	1,22,23.84	Cr.	(-)7,08,41.76	(-)1,15,03.52	19.39	
Total 8011 Insurance and Pension Funds	Cr.	(-)5,93,38.24	7,20.32	1,22,23.84	Cr.	(-)7,08,41.76	(-)1,15,03.52	19.39	
Total (c) Other Accounts	Cr.	(-)5,93,38.24	7,20.32	1,22,23.84	Cr.	(-)7,08,41.76	(-)1,15,03.52	19.39	
Total I – Small Savings, Provident Funds, etc	Cr.	15,58,58.92	8,42,56.55	10,45,13.24	Cr.	13,56,02.23	(-)2,02,56.69	(-)13.00	

(A) Allocation of balances as on 14.11.2000 of composite Bihar between the successor States, Bihar and Jharkhand have not been done so far (August 2015)

(@) Minus balances is due to non-allocation of balances of composite Bihar between the successor States, Bihar and Jharkhand (August 2015).

21. DETAILED STATEMENT ON CONTINGENCY FUND AND OTHER PUBLIC ACCOUNT TRANSACTIONS - contd.

Head of Account	Opening Balance as on 1 April 2014		Receipts	Disbursement		Closing Balance as on 31 March 2015	Net Increase (+)/ Decrease (-)		
	1	2		3	4		5	6	7
Part-III-Public Account - Contd.									
J	Reserve Fund-								
(a)	Reserve Funds bearing Interest								
	8121 General and Other Reserve Funds								
	122 State Disaster Response Fund								
	Cr.	5,91,56.38	3,07,85.00	32,62.06	Cr.	8,66,79.32	2,75,22.94	46.53	
	Total 8121- General and other Reserve Funds	Cr. 5,91,56.38	3,07,85.00	32,62.06	Cr. 8,66,79.32	2,75,22.94	46.53		
	Total (a) Reserve Funds bearing Interest	Cr. 5,91,56.38	3,07,85.00	32,62.06	Cr. 8,66,79.32	2,75,22.94	46.53		
(b)	Reserve Funds not bearing Interest								
	8235 General and Other Reserve Funds								
	101 General Reserve Funds of Government Commercial Departments/Undertakings								
			0.00	0.00		0.00	0.00	0.00	0.00
	Total 8235- General and other Reserve Funds		0.00	0.00	0.00	0.00	0.00	0.00	0.00
	Total (b) Reserve Funds not bearing Interest		0.00	0.00	0.00	0.00	0.00	0.00	0.00
	Total J- Reserve Funds	Cr. 5,91,56.38	3,07,85.00	32,62.06	Cr. 8,66,79.32	2,75,22.94	46.53		
K	Deposits and Advances-								
(a)	Deposit bearing Interest								
	8342 Other Deposits								
	117 Contribution Pension Scheme								
	Cr.	18,56.11	1,68,77.04	1,71,47.40	Cr.	15,85.75	(-)2,70.36	(-)14.57	
	Total 8342-Other Deposits	Cr. 18,56.11	1,68,77.04	1,71,47.40	Cr. 15,85.75	(-)2,70.36	(-)14.57		
	Total (a) Deposit bearing Interest	Cr. 18,56.11	1,68,77.04	1,71,47.40	Cr. 15,85.75	(-)2,70.36	(-)14.57		

21. DETAILED STATEMENT ON CONTINGENCY FUND AND OTHER PUBLIC ACCOUNT TRANSACTIONS - contd.

Head of Account	Opening Balance as on 1 April 2014		Receipts	Disbursement		Closing Balance as on 31 March 2015	Net Increase (+)/ Decrease (-)		
	1	2		3	4		5	6	7
								Amount	Per cent
<i>(Rupees in lakh)</i>									
Part-III-Public Account - Contd.									
K Deposits and Advances- contd.									
(b) Deposit not bearing Interest-									
8443 Civil Deposits									
101 Revenue Deposits	Cr.	4,71,80.40	38,86.56	11,37.01	Cr.	4,99,29.95	27,49.55	5.83	
102 Customs and opium Deposits	Cr.	1,18,83.69	7,74.34	4,63.16	Cr.	1,21,94.87	3,11.18	2.62	
103 Security Deposits	Cr.	10,77.43	14,10.08	3,60.39	Cr.	21,27.12	10,49.69	97.43	
104 Civil Courts Deposits	Cr.	62,91.81	7,26.63	5,28.75	Cr.	64,89.69	1,97.88	3.15	
105 Criminal Courts Deposits	Cr.	22,38.97	2,52.50	2,99.05	Cr.	21,92.42	(-)46.55	(-)2.08	
106 Personal Deposits		0.00	0.00	0.00		0.00	0.00	0.00	
107 Trust Interest Funds	Cr.	1.94	(-)1.94	0.00	Cr.	0.00	(-)1.94	(-)100.00	
108 Public Works Deposits	Cr.	14,99,92.88	15,63,60.76	11,64,24.54	Cr.	18,99,29.10	3,99,36.22	26.63	
109 Forest Deposits	Cr.	4.21	0.00	4.21	Cr.	0.00	(-)4.21	(-)100.00	
110 Deposits of Police Funds	Cr.	4.75	(-)4.75	0.00		0.00	(-)4.75	(-)100.00	
111 Other Departmental Deposits	Cr.	71,49.00	23,61.02	12,70.94	Cr.	82,39.08	10,90.08	15.25	
116 Deposits under various Central and State Acts	Cr.	1,33.42	(-)1,33.42	0.00	Cr.	0.00	(-)1,33.42	(-)100.00	
117 Deposits for work done for Public bodies or private individuals	Cr.	(-)51.48	1,49.00	5.22	Cr.	92.30	1,43.78	(-)279.29	
118 Deposits of fees received by Government Servants for work done for private bodies	Cr.	1,33.92	(-)1,36.19	(-)2.27	Cr.	0.00	(-)1,33.92	(-)100.00	
121 Deposits in connection with Elections	Cr.	0.75	0.00	0.00	Cr.	0.75	0.00	0.00	
122 Mines Labour Welfare Deposits	Cr.	3.63	0.00	0.00	Cr.	3.63	0.00	0.00	
800 Other Deposits	Cr.	5,35,06.23	32,79.71	1,21,72.98	Cr.	4,46,12.96	(-)88,93.27	(-)16.62	
Total 8443- Civil Deposits	Cr.	27,95,51.55	16,89,24.30	13,26,63.98	Cr.	31,58,11.87	3,62,60.32	12.97	

21. DETAILED STATEMENT ON CONTINGENCY FUND AND OTHER PUBLIC ACCOUNT TRANSACTIONS - contd.

Head of Account	Opening Balance as on 1 April 2014		Receipts	Disbursement		Closing Balance as on 31 March 2015	Net Increase (+)/ Decrease (-)	
	Amount	Per cent		Amount	Per cent		Amount	Per cent
1	2	3	4	5	6	7	8	9
Part-III-Public Account - Contd.								
K Deposits and Advances- contd.								
(b) Deposit not bearing Interest- conclud.								
8448 Deposits of Local Funds								
101 District Funds	Cr.	76,98.28	2,13,56.00	1,53,12.07	Cr.	1,37,42.21	60,43.93	78.51
102 Municipal Funds	Cr.	6,13,53.44	7,97,31.25	4,66,48.10	Cr.	9,44,36.59	3,30,83.15	53.92
103 Cantonment Funds	Cr.	19.86	0.00	0.00	Cr.	19.86	0.00	0.00
105 State Transport Corporation Funds	Cr.	0.05	0.00	0.00	Cr.	0.05	0.00	0.00
107 State Electricity Boards Working Funds	Cr.	6,58,22.90	30,69,15.72	31,46,46.85	Cr.	5,80,91.77	(-)77,31.13	(-)11.75
108 State Housing Board Funds	Cr.	15,88.28	8,00.00	0.00	Cr.	23,88.28	8,00.00	50.37
109 Panchayat Bodies Funds	Cr.	1,90,30.24	1,24,77.79	1,17,39.81	Cr.	1,97,68.22	7,37.98	3.88
110 Education Funds	Cr.	73,49.30	0.00	0.00	Cr.	73,49.30	0.00	0.00
111 Medical and Charitable Funds	Cr.	85,55.61	2,71,53.89	1,88,90.65	Cr.	1,68,18.85	82,63.24	96.58
114 Jharkhand Areas Autonomous Council Fund	Cr.	(-)7.29	0.00	0.00	Cr.	(-)7.29 (a)	0.00	0.00
120 Other Funds	Cr.	8,83,39.72	6,70,73.95	3,50,26.28	Cr.	12,03,87.39	3,20,47.67	36.28
Total 8448- Deposits of Local Funds	Cr.	25,97,50.39	51,55,08.60	44,22,63.76	Cr.	33,29,95.23	7,32,44.84	28.20
8449 Other Deposits-								
105 Deposit of Market Loans		0.00	49,54,94.12	49,54,94.12		0.00	0.00	0.00
Total 8449- Other Deposits		0.00	49,54,94.12	49,54,94.12		0.00	0.00	0.00
Total (b) Deposit not bearing Interest	Cr.	53,93,01.94	1,17,99,27.02	1,07,04,21.86	Cr.	64,88,07.10	10,95,05.16	20.30

(a) Minus balance is due to non-allocation of balance between the successor States consequent upon the reorganisation of the composite State of Bihar.

21. DETAILED STATEMENT ON CONTINGENCY FUND AND OTHER PUBLIC ACCOUNT TRANSACTIONS - contd.

Head of Account	Opening Balance as on 1 April 2014		Receipts	Disbursement		Closing Balance as on 31 March 2015	Net Increase (+)/ Decrease (-)		
	1	2		3	4		5	6	7
<i>(Rupees in lakh)</i>									
Part-III-Public Account - Contd.									
K Deposits and Advances- conclud.									
(c) Advances									
8550 Civil Advances-									
101 Forest Advances	Dr.	5,35.27	2,14,41.43	2,12,86.31	Dr.	3,80.15	(-)1,55.12	(-)28.98	
103 Other Departmental Advances		0.00	0.00	0.00		0.00	0.00	0.00	
104 Other Advances		0.00	0.00	0.00		0.00	0.00	0.00	
Total 8550-Civil Advances	Dr.	5,35.27	2,14,41.43	2,12,86.31	Dr.	3,80.15	(-)1,55.12	(-)28.98	
Total (c) Advances	Dr.	5,35.27	2,14,41.43	2,12,86.31	Dr.	3,80.15	(-)1,55.12	(-)28.98	
Total K- Deposits and Advances	Cr.	54,06,22.78	1,21,82,45.49	1,10,88,55.57	Cr.	65,00,12.70	10,93,89.92	20.23	
L Suspense and Miscellaneous									
(b) Suspense									
8658 Suspense Accounts									
101 Pay and Accounts Office -Suspense	Dr.	10,55.62	11,92.89	12,84.05	Dr.	11,46.78	91.16	8.64	
102 Suspense Account (Civil)	Dr.	94.44	6,12.29	6,28.11	Dr.	1,10.26	15.82	16.75	
109 Reserve Bank Suspense-Headquarters	Cr.	34.84	0.21	29.80	Cr.	5.25	(-)29.59	(-)84.93	
110 Reserve Bank Suspense- Central Accounts Office		0.00	0.00	0.00		0.00	0.00	0.00	
111 Departmental Adjusting Account		0.00	0.00	0.00		0.00	0.00	0.00	
112 Tax Deducted at Source (TDS) Suspense	Cr.	1,29,05.36	0.00	14,68.72	Cr.	1,14,36.64	(-)14,68.72	(-)11.38	
113 Provident Fund Suspense		0.00	0.00	0.00		0.00	0.00	0.00	
123 A.I.S. Officers' Group Insurance Scheme	Dr.	17.87	2.28	26.30	Dr.	41.89	24.02	134.42	
134 Cash Settlement between Accountant General, Jammu and Kashmir and other State Accountants General		0.00	0.00	0.00		0.00	0.00	0.00	
Total 8658 – Suspense Accounts	Cr.	1,17,72.27	18,07.67	34,36.98	Cr.	1,01,42.96	(-)16,29.31	(-)13.84	
Total (b) Suspense	Cr.	1,17,72.27	18,07.67	34,36.98	Cr.	1,01,42.96	(-)16,29.31	(-)13.84	

21. DETAILED STATEMENT ON CONTINGENCY FUND AND OTHER PUBLIC ACCOUNT TRANSACTIONS - contd.

Head of Account	Opening Balance as on 1 April 2014		Receipts	Disbursement		Closing Balance as on 31 March 2015	Net Increase (+)/ Decrease (-)		
	1	2		3	4		5	6	7
<i>(Rupees in lakh)</i>									
Part-III-Public Account - Contd.									
L Suspense and Miscellaneous - Contd.									
(c) Other Accounts									
8671 Departmental Balances									
101 Civil	Dr.	5,33.25	1,13,74.35	1,10,51.15	Dr.	2,10.05	(-)3,23.20	(-)60.61	
8672 Permanent Cash Imprest									
101 Civil	Dr.	10.85	0.00	0.00	Dr.	10.85	0.00	0.00	
8673 Cash Balance Investment Account									
101 Cash Balance Investment Account	Dr.	8,51,84.02	6,86,20,08.12	6,84,34,37.10	Dr.	6,66,13.00	(-)1,85,71.02	(-)21.80	
Total -(c)- Other Accounts	Dr.	8,57,28.12	6,87,33,82.47	6,85,44,88.25	Dr.	6,68,33.90	(-)1,88,94.22	(-)22.04	
(d) Accounts with Governments of Foreign Countries-									
8679 Accounts with Governments of other Countries									
103 Burma			0.00	0.00		0.00	0.00	0.00	
Total 8679 –Accounts with Governments of other Countries-			0.00	0.00		0.00	0.00	0.00	
Total (d) Accounts with Government of Foreign Countries			0.00	0.00		0.00	0.00	0.00	

21. DETAILED STATEMENT ON CONTINGENCY FUND AND OTHER PUBLIC ACCOUNT TRANSACTIONS - contd.

Head of Account	Opening Balance as on 1 April 2014		Receipts	Disbursement		Closing Balance as on 31 March 2015	Net Increase (+)/ Decrease (-)			
	1	2		3	4		5	6	7	8
Part-III-Public Account - Contd.										
L Suspense and Miscellaneous - Concl'd.										
(e) Miscellaneous-										
8680 Miscellaneous Government Accounts										
102 Write-off from Heads of Account closing balance		0.00	0.00	0.00	0.00	0.00	0.00	0.00	0.00	
Total 8680 Miscellaneous Government Accounts		0.00	0.00	0.00	0.00	0.00	0.00	0.00	0.00	
Total (e) Miscellaneous		0.00	0.00	0.00	0.00	0.00	0.00	0.00	0.00	
Total L- Suspense and Miscellaneous	Dr.	7,39,55.85	6,87,51,90.14	6,85,79,25.23	Dr.	5,66,90.94	13,06,46.79	176.66		
M- Remittances										
(a) Money Orders and other Remittances-										
8782 Cash Remittances and adjustments between officers rendering accounts to the same Accounts Officer										
102 Public Works Remittances	Dr.	2,93,22.90	66,23,00.98	68,28,30.05	Dr.	4,91.72 (@)	(-)2,88,31.18	(-)98.32		
103 Forest Remittances	Cr.	23,69.69	2,37,67.31	2,37,62.53	Cr.	4.78 (\$)	(-)23,64.91	(-)99.80		
110 Miscellaneous Remittances		0.00	0.00	0.00		0.00	0.00	0.00		
Total 8782 – Cash Remittances and adjustments between officers rendering accounts to the same Accounts Officer	Dr.	2,69,53.21	68,60,68.29	70,65,92.58	Dr.	4,86.94	(-)2,64,66.27	(-)98.19		
Total (a) Money Orders and other Remittances	Dr.	2,69,53.21	68,60,68.29	70,65,92.58	Dr.	4,86.94	(-)2,64,66.27	(-)98.19		

(@) Debit balance of ₹4,93,60.25 lakh has been dropped due to adjustment of Odisha share on Swarnarekha Project of earlier years.

(\$) Credit balance of ₹ 23,69.69 lakh have been dropped due to misclassification between Works and Forest Remittances and accounting of Remittance into Treasury under "0406" in previous years.

21. DETAILED STATEMENT ON CONTINGENCY FUND AND OTHER PUBLIC ACCOUNT TRANSACTIONS - contd.

Head of Account	Opening Balance as on 1 April 2014		Receipts	Disbursement		Closing Balance as on 31 March 2015	Net Increase (+)/ Decrease (-)		
	1	2		3	4		5	6	7
Part-III-Public Account - Concl.									
M- Remittances - Concl.									
(b) Inter-Government Adjustment Account									
8788 Adjusting Account with Posts									
8793 Inter State Suspense Account	Dr.	(-)14,00.12	(-)22,46.26	10,07.28	Dr.	18,53.42	32,53.54	(-)232.38	
Total (b) Inter- Government Adjustments Account	Dr.	(-)14,00.12	(-)22,46.26	10,07.28	Dr.	18,53.42	32,53.54	(-)232.38	
Total M- Remittances	Dr.	2,55,53.09	68,38,22.03	70,75,99.86	Dr.	23,40.36	(-)2,32,12.73	(-)90.84	
Total Part III- Public Account			8,89,22,99.21	8,78,21,55.96				-	
Total Receipts and Disbursements (Part I, II and III)			12,72,10,72.26	12,78,63,05.69					
N Cash Balance-									
8999 Cash Balance-									
Opening Balance			4,28,20.48						
Closing Balance						(-)2,24,12.95	(*)		
Grand Total			12,76,38,92.74	12,76,38,92.74					
Abstract of Opening and Closing Balances- Deposits with Reserve Bank			4,28,20.48	(-)2,24,12.95					

(*) There was a difference of ₹ 38,87.03 lakh (Net Credit) between the figures reflected in the accounts (₹ 2,24,12.95 lakh Credit) and that intimated by Reserve Bank of India (₹ 1,85,25.92 lakh Debit) regarding "Deposits with Reserve Bank" included in the Cash Balance. Discrepancy statement of ₹ 37,26.00 lakh for the year 2014-15 has been sent to Reserve Bank of India, Patna for reconciliation and necessary correction in RBD balance. Balance ₹ 1,61.03 lakh for the period prior to October 1987 is under reconciliation (August 2015).

21. DETAILED STATEMENT ON CONTINGENCY FUND AND OTHER PUBLIC ACCOUNT TRANSACTIONS - contd.

ANNEXURE TO STATEMENT 21

Analysis of Suspense Balances and Remittance Balances

Sl. No.	Head of Account & Ministry/ Department with which pending	Balances as on 31 March 2015		Nature of transaction in brief	Earliest year from which pending	Impact of outstanding on	
		Dr.	Cr.			Cash Balance	Accounts
		<i>(Rupees in lakh)</i>					
1	8658-Suspense Accounts 101 Pay and Accounts Office-Suspense						
(i)	Ministry of Transport & Highway	9,98.60		The balances are due to non-reimbursement of expenditure on National High Way by the PAO, Ministry of Transport & Highway, Government of India.	2008-09	Increase in Cash balance	Suspense balance remained uncleared.
(ii)	Department of Expenditure, Ministry of Finance, New Delhi	1,48.18		The balances are due to non-reimbursement of Pensionery charges by the CPAO (P), New Delhi.	2014-15	Increase in Cash balance	Suspense balance remained uncleared and revenue reported to the concerned head understated.
1	8658-Suspense Accounts - contd. 102-Suspense Account (Civil)						
a	Account with Defence						
a(i)	CDA(P) Allahabad	1,78.81	89.80	The balances are due to non-reimbursement of Pensionery charges by the CDA (P), Allahabad and CDA (P), Patna.	2014-15	Decrease in Cash balance	Suspense balance remained uncleared.
b	Account with Railway				2014-15		
b(i)	South Eastern Railway	5.82		The balances are due to non-reimbursement of Pensionery charges by the FA&CAO, South Eastern Railways	2014-15	Decrease in Cash balance	Suspense balance remained uncleared.

21. DETAILED STATEMENT ON CONTINGENCY FUND AND OTHER PUBLIC ACCOUNT TRANSACTIONS - contd.

ANNEXURE TO STATEMENT 21 - contd.

Analysis of Suspense Balances and Remittance Balances

Sl. No.	Head of Account & Ministry/ Department with which pending	Balances as on 31 March 2015		Nature of transaction in brief	Earliest year from which pending	Impact of outstanding on	
		Dr.	Cr.			Cash Balance	Accounts
		<i>(Rupees in lakh)</i>					
b(ii)	Eastern Railway	14.66		The balances are due to non-reimbursement of Pensionery charges by the FA&CAO, Eastern Railways	2014-15	Decrease in Cash balance	Suspense balance remained uncleared.
c	Accounts with Post	0.77		The balances are due to non-reimbursement of Pensionery charges by the Post.	2014-15	Decrease in Cash balance	Suspense balance remained uncleared.
	112-Tax Deducted at Source (TDS)		1,14,36.64	Income Tax deducted at Source (TDS) from the Government Employees in March 2014 Accounts and during 2014-15 upto February 2015 has been paid to ZAO, CBDT, Patna in 2014-15. Balance amount related to March 2015 accounts which will be reimbursed in 2015-16.	2013-14	Cash Balance increases	Suspense balance remained uncleared.
	123-A.I.S Officers Group Insurance Scheme	41.89		The balances are relating to contributions of All India Service Officers Group Insurance Scheme, which are payable to Ministry of Personnel, Home and Forest, Government of India.	2013-14	Cash Balance increases	Suspense balance remained uncleared.

21. DETAILED STATEMENT ON CONTINGENCY FUND AND OTHER PUBLIC ACCOUNT TRANSACTIONS - conclud.

ANNEXURE TO STATEMENT 21 - conclud.

Analysis of Suspense Balances and Remittance Balances

Sl. No.	Head of Account & Ministry/ Department with which pending	Balances as on 31 March 2015		Nature of transaction in brief	Earliest year from which pending	Impact of outstanding on	
		Dr.	Cr.			Cash Balance	Accounts
<i>(Rupees in lakh)</i>							
2	8782- Cash Remittances and adjustments between officers rendering accounts to the same Accounts Officer						
	102-P.W.Remittances						
	(i)- Public Works Remittances/ Banks	3,59,22.15		The outstanding balances are due non-pairing of Public Works Challans.	2011-2012	No impact on Cash Balance	Balances under Public Works Remittances remained uncleared.
	(ii) II-P.W.Cheques		3,64,13.87	The outstanding balances are due non-pairing of Public Works Cheques.	2000-2001	No impact on Cash Balance	Balances under Public Works Remittances remained uncleared.
	103-Forest Remittances						
	(i) I-Forest Remittances			The outstanding balances are due to non-pairing of Forest Cheques.		No impact on Cash Balance	Balances under Public Works Remittances remained uncleared.
	(ii) II-Forest Cheques		4.78				
	8793-Inter-State Suspense Account		18,51.41	The balances are outstanding due to delay in receipt of Outward Settlement Accounts	2013-2014	Cash Balance of the State decreased	Suspense balance remained uncleared.

22 DETAILED STATEMENT ON INVESTMENTS OF EARMARKED FUNDS

Name of Reserve Fund or Deposit Account	Balance as on 1 April 2014			Balance as on 31 March 2015		
	Cash	Investment	Total	Cash	Investment	Total
<i>(Rupees in lakh)</i>						
J- Reserve Fund						
(a) Reserve Funds bearing Interest						
8121 General and other Reserve Funds-						
122 State Disaster Response Fund	5,91,56.38	0.00	5,91,56.38	8,66,79.32	0.00	8,66,79.32
TOTAL - 8121	5,91,56.38	0.00	5,91,56.38	8,66,79.32	0.00	8,66,79.32
Total (a) Reserve Funds bearing Interest	5,91,56.38	0.00	5,91,56.38	8,66,79.32	0.00	8,66,79.32
TOTAL J Reserve Fund	5,91,56.38	0.00	5,91,56.38	8,66,79.32	0.00	8,66,79.32

Volume-II

(Part-II)

APPENDIX I COMPARATIVE EXPENDITURE ON SALARY

(Figures in Italics represent Charged Expenditure)

Department(#)	Major Head	Description	2014-15				2013-14			
			Non Plan	Plan	CSS (Including CPS)	Total	Non Plan	Plan	CSS (Including CPS)	Total
EXPENDITURE HEADS			<i>(Rupees in lakh)</i>							
Revenue Account										
A- General Services										
(a) Organs of State										
2011		Parliament/ State/ Union Territory Legislatures	<i>14.80</i>				<i>15.65</i>			
			42,24.50	0.00	0.00	42,39.30	39,46.53	0.00	0.00	39,62.18
2012		President/ Vice-President/ Governor, Administrator of Union Territories	<i>4,50.05</i>	<i>0.00</i>	<i>0.00</i>	<i>4,50.05</i>	<i>4,22.99</i>	<i>0.00</i>	<i>0.00</i>	<i>4,22.99</i>
2013		Council of Ministers	3,09.50	0.00	0.00	3,09.50	2,24.46	0.00	0.00	2,24.46
2014		Administration of Justice	<i>36,58.05</i>				<i>32,40.85</i>			
			1,79,30.44	0.00	0.00	2,15,88.49	1,61,05.02	0.00	0.00	1,93,45.87
2015		Elections	<i>7,40.13</i>	<i>0.00</i>	<i>0.00</i>	<i>7,40.13</i>	<i>5,97.08</i>	<i>0.00</i>	<i>0.00</i>	<i>5,97.08</i>
		Total (a) Organs of State	<i>41,22.90</i>				<i>36,79.49</i>			
			<i>2,32,04.57</i>	<i>0.00</i>	<i>0.00</i>	<i>2,73,27.47</i>	<i>2,08,73.09</i>	<i>0.00</i>	<i>0.00</i>	<i>2,45,52.58</i>
(b) Fiscal services										
(ii) Collection of Taxes on Property and Capital transactions										
2029		Land Revenue	1,65,98.22	0.00	0.00	1,65,98.22	1,60,53.79	0.00	0.00	1,60,53.79
2030		Stamps and Registration	<i>7,82.93</i>	<i>0.00</i>	<i>0.00</i>	<i>7,82.93</i>	<i>7,76.95</i>	<i>0.00</i>	<i>0.00</i>	<i>7,76.95</i>
		Total - (ii) Collection of Taxes on Property and Capital transactions	<i>1,73,81.15</i>	<i>0.00</i>	<i>0.00</i>	<i>1,73,81.15</i>	<i>1,68,30.74</i>	<i>0.00</i>	<i>0.00</i>	<i>1,68,30.74</i>
(iii) Collection of taxes on Commodities and Services										
2039		State Excise	12,75.09	0.00	0.00	12,75.09	13,33.41	0.00	0.00	13,33.41
2040		Taxes on Sales, Trades etc.	33,05.63	0.00	0.00	33,05.63	33,73.25	0.00	0.00	33,73.25
2041		Taxes on Vehicles	6,07.20	0.00	0.00	6,07.20	5,14.90	0.00	0.00	5,14.90
2045		Other Taxes and Duties on Commodities and Services	93.11	0.00	0.00	93.11	68.16	0.00	0.00	68.16
		Total - (iii) Collection of Taxes on Commodities and Services	<i>52,81.03</i>	<i>0.00</i>	<i>0.00</i>	<i>52,81.03</i>	<i>52,89.72</i>	<i>0.00</i>	<i>0.00</i>	<i>52,89.72</i>

(#) Department wise expenditure on Salary is not maintained.

APPENDIX I COMPARATIVE EXPENDITURE ON SALARY - contd.

(Figures in Italics represent Charged Expenditure)

Depart- ment(#)	Major Head	Description	2014-15			2013-14				
			Non Plan	Plan	CSS (Including CPS)	Total	Non Plan	Plan	CSS (Including CPS)	Total
EXPENDITURE HEADS			<i>(Rupees in lakh)</i>							
Revenue Account contd.										
A	General Services Concl.									
(b)	Fiscal services - concl.									
(iv)	Other Fiscal Services									
2047	Other Fiscal Services		1,78.67	0.00	0.00	1,78.67	1,77.34	0.00	0.00	1,77.34
Total - (iv) Other Fiscal Services			1,78.67	0.00	0.00	1,78.67	1,77.34	0.00	0.00	1,77.34
Total - (b) Fiscal Services			2,28,40.85	0.00	0.00	2,28,40.85	2,22,97.80	0.00	0.00	2,22,97.80
(d)	Administrative Services									
2051	Public Service Commission		2,41.17	0.00	0.00	3,27.87	2,40.59	0.00	0.00	3,20.29
			86.70				79.70			
2052	Secretariat-General Services		55,88.76	0.00	0.00	55,88.76	50,49.43	0.00	0.00	50,49.43
2053	District Administration		1,00,00.41	46.06	0.00	1,00,46.47	94,03.38	31.59	0.00	94,34.97
2054	Treasury and Accounts Administration		8,78.78	0.00	0.00	8,78.78	13,02.70	0.00	0.00	13,02.70
2055	Police		22,21,04.43	0.00	0.00	22,21,04.43	20,82,15.06	0.00	0.00	20,82,15.06
2056	Jails		18,32.09	0.00	0.00	18,32.09	17,97.02	0.00	0.00	17,97.02
2058	Stationery and Printing		1,11.81	0.00	0.00	1,11.81	1,17.89	0.00	0.00	1,17.89
2059	Public Works		43,84.17	0.00	0.00	43,84.17	38,07.06	0.00	0.00	38,07.06
2070	Other Administrative Services		40,99.85	0.00	0.00	40,99.85	41,53.79	0.00	0.00	41,53.79
Total - (d) Administrative Services			2,41.17				2,40.59			
Total - A General Services			24,90,87.00	46.06	0.00	24,93,74.23	23,39,26.03	31.59	0.00	23,41,98.21
			<i>43,64.07</i>				<i>39,20.08</i>			
Total - A General Services			29,51,32.42	46.06	0.00	29,95,42.55	27,70,96.92	31.59	0.00	28,10,48.59

APPENDIX I COMPARATIVE EXPENDITURE ON SALARY - contd.

(Figures in Italics represent Charged Expenditure)

Depart- ment(#)	Major Head	Description	2014-15				2013-14			
			Non Plan	Plan	CSS (Including CPS)	Total	Non Plan	Plan	CSS (Including CPS)	Total
EXPENDITURE HEADS			<i>(Rupees in lakh)</i>							
Revenue Account contd.										
B	Social Services									
(a)	Education, Sports, Art and Culture									
2202	General Education	21,02,87.04	9,64.98	37.46	21,12,89.48	20,53,31.10	29.99	0.00	20,53,61.09	
2203	Technical Education	40,42.23	2,04.28	0.00	42,46.51	35,07.55	98.41	0.00	36,05.96	
2204	Sports and Youth Services	5,33.15	0.00	0.00	5,33.15	5,28.05	0.00	0.00	5,28.05	
2205	Art and Culture	2,10.82	0.00	0.00	2,10.82	2,02.10	0.00	0.00	2,02.10	
	Total - (a) Education, Sports, Art and Culture	21,50,73.24	11,69.26	37.46	21,62,79.96	20,95,68.80	1,28.40	0.00	20,96,97.20	
(b)	Health and Family Welfare									
2210	Medical and Public Health	5,04,65.72	13,21.66	0.00	5,17,87.38	4,25,53.63	13,17.35	0.00	4,38,70.98	
2211	Family Welfare	1,69.72	53,88.53	16,96.42	72,54.67	1,68.98	0.00	66,42.74	68,11.72	
	Total - (b) Health and Family Welfare	5,06,35.44	67,10.19	16,96.42	5,90,42.05	4,27,22.61	13,17.35	66,42.74	5,06,82.70	
(c)	Water Supply, Sanitation, Housing and Urban Development									
2215	Water Supply and Sanitation	1,33,20.91	0.00	0.00	1,33,20.91	1,27,43.81	0.00	0.00	1,27,43.81	
2217	Urban Development	75.54	0.00	0.00	75.54	90.91	0.00	0.00	90.91	
	Total (c) Water Supply, Sanitation, Housing and Urban Development	1,33,96.45	0.00	0.00	1,33,96.45	1,28,34.72	0.00	0.00	1,28,34.72	
(d)	Information and Broadcasting									
2220	Information and Publicity	8,90.08	0.00	0.00	8,90.08	8,24.07	0.00	0.00	8,24.07	
	Total - (d) Information and Broadcasting	8,90.08	0.00	0.00	8,90.08	8,24.07	0.00	0.00	8,24.07	

APPENDIX I COMPARATIVE EXPENDITURE ON SALARY - contd.

(Figures in Italics represent Charged Expenditure)

Depart- ment(#)	Major Head	Description	2014-15				2013-14			
			Non Plan	Plan	CSS (Including CPS)	Total	Non Plan	Plan	CSS (Including CPS)	Total
EXPENDITURE HEADS			<i>(Rupees in lakh)</i>							
Revenue Account contd.										
B		Social Services- conclud.								
(e)		Welfare of Scheduled Castes, Scheduled Tribes and Other Backward Classes								
2225		Welfare of Scheduled Castes, Scheduled Tribes and Other Backward Classes	73,68.04	7,11.82	0.00	80,79.86	70,14.44	6,63.82	0.00	76,78.26
		Total (e) Welfare of Scheduled Castes, Scheduled Tribes and Other Backward Classes	73,68.04	7,11.82	0.00	80,79.86	70,14.44	6,63.82	0.00	76,78.26
(f)		Labour and Labour Welfare								
2230		Labour and Employment	47,45.62	8,88.56	0.00	56,34.18	44,00.99	7,52.01	0.00	51,53.00
		Total (f) Labour and Labour Welfare	47,45.62	8,88.56	0.00	56,34.18	44,00.99	7,52.01	0.00	51,53.00
(g)		Social Welfare and Nutrition								
2235		Social Security and Welfare	15,01.56	4,57.13	47,52.48	67,11.17	13,29.62	8,37.95	43,75.78	65,43.35
		Total - (g) Social Welfare and Nutrition	15,01.56	4,57.13	47,52.48	67,11.17	13,29.62	8,37.95	43,75.78	65,43.35
(h)		Others								
2250		Other Social Services	22.85	0.00	0.00	22.85	0.00	0.00	0.00	0.00
2251		Secretariat-Social Services	18,61.72	0.00	0.00	18,61.72	16,89.95	0.00	0.00	16,89.95
		Total - (h) Others	18,84.57	0.00	0.00	18,84.57	16,89.95	0.00	0.00	16,89.95
		Total - B Social Services	29,54,95.00	99,36.96	64,86.36	31,19,18.32	28,03,85.20	36,99.53	1,10,18.52	29,51,03.25

APPENDIX I COMPARATIVE EXPENDITURE ON SALARY - contd.

(Figures in Italics represent Charged Expenditure)

Depart- ment(#)	Major Head	Description	2014-15			2013-14			
			Non Plan	Plan	CSS (Including CPS)	Total	Non Plan	Plan	CSS (Including CPS)
EXPENDITURE HEADS			<i>(Rupees in lakh)</i>						
Revenue Account contd.									
C	Economic Services								
(a)	Agriculture and Allied Activities								
2401	Crop Husbandry	55,41.04	0.95	0.00	55,41.99	57,28.66	4.09	0.00	57,32.75
2402	Soil and Water Conservation	10,76.00	0.00	0.00	10,76.00	12,60.11	0.00	0.00	12,60.11
2403	Animal Husbandry	90,10.06	0.17	0.00	90,10.23	87,38.15	11.28	0.00	87,49.43
2404	Dairy Development	7,21.13	0.00	0.00	7,21.13	6,64.90	0.00	0.00	6,64.90
2405	Fisheries	8,48.60	11.74	0.00	8,60.34	7,64.99	9.92	0.00	7,74.91
2406	Forestry and Wild life	1,39,95.94	49.53	0.00	1,40,45.47	1,54,02.99	4.41	0.00	1,54,07.40
2415	Agricultural Research and Education	1,92.79	0.00	0.00	1,92.79	1,76.07	0.00	0.00	1,76.07
2425	Co-operation	42,33.58	0.00	0.00	42,33.58	38,54.54	0.00	0.00	38,54.54
2435	Other Agricultural Programmes	1,79.76	0.00	0.00	1,79.76	1,81.19	0.00	0.00	1,81.19
Total - (a) Agriculture and Allied Activities		3,57,98.90	62.39	0.00	3,58,61.29	3,67,71.60	29.70	0.00	3,68,01.30
(b)	Rural Development								
2501	Special Programmes for Rural Development	0.00	4,17.06	3.05	4,20.11	0.00	2,54.71	0.00	2,54.71
2505	Rural Employment	0.00	9,55.31	0.00	9,55.31	0.00	9,42.49	0.00	9,42.49
2515	Other Rural Development Programmes.	3,36,01.94	65.30	0.00	3,36,67.24	2,87,49.02	60.27	0.00	2,88,09.29
Total (b) Rural Development		3,36,01.94	14,37.67	3.05	3,50,42.66	2,87,49.02	12,57.47	0.00	3,00,06.49
(d)	Irrigation and Flood Control								
2700	Major Irrigation	1,28,26.29	0.00	0.00	1,28,26.29	1,19,83.16	0.00	0.00	1,19,83.16

APPENDIX I COMPARATIVE EXPENDITURE ON SALARY - contd.

(Figures in Italics represent Charged Expenditure)

Depart- ment(#)	Major Head	Description	2014-15			2013-14				
			Non Plan	Plan	CSS (Including CPS)	Total	Non Plan	Plan	CSS (Including CPS)	Total
EXPENDITURE HEADS			<i>(Rupees in lakh)</i>							
Revenue Account contd.										
C- Economic Services contd.										
	2701	Medium Irrigation	1,22,07.25	0.00	0.00	1,22,07.25	1,16,52.43	0.00	0.00	1,16,52.43
	2702	Minor Irrigation	64,63.32	0.00	0.00	64,63.32	61,35.78	0.00	0.00	61,35.78
Total - (d) Irrigation and Flood Control			3,14,96.86	0.00	0.00	3,14,96.86	2,97,71.37	0.00	0.00	2,97,71.37
(f) Industry and Minerals										
	2851	Village and Small Industries	21,51.04	0.00	0.00	21,51.04	20,94.22	0.00	0.00	20,94.22
	2852	Industries	5,97.64	0.00	0.00	5,97.64	5,23.65	0.00	0.00	5,23.65
	2853	Non-ferrous Mining and Metallurgical Industries	17,34.71	0.00	0.00	17,34.71	15,65.79	0.00	0.00	15,65.79
Total (f) Industry and Minerals			44,83.39	0.00	0.00	44,83.39	41,83.66	0.00	0.00	41,83.66
(g) Transport										
	3053	Civil Aviation	42.05	0.00	0.00	42.05	35.00	0.00	0.00	35.00
	3054	Roads and Bridges	1,17,32.44	8,21.87	0.00	1,25,54.31	92,29.77	6,97.70	0.00	99,27.47
Total (g) Transport			1,17,74.49	8,21.87	0.00	1,25,96.36	92,64.77	6,97.70	0.00	99,62.47

APPENDIX I COMPARATIVE EXPENDITURE ON SALARY - contd.

(Figures in Italics represent Charged Expenditure)

Depart- ment(#)	Major Head	Description	2014-15				2013-14			
			Non Plan	Plan	CSS (Including CPS)	Total	Non Plan	Plan	CSS (Including CPS)	Total
EXPENDITURE HEADS			<i>(Rupees in lakh)</i>							
Revenue Account conclud.										
C-	Economic Services - Conclud.									
(j)	General Economic Services - Conclud.									
3451	Secretariat	Economic Services	33,66.89	0.00	0.00	33,66.89	28,94.81	0.00	0.00	28,94.81
3452	Tourism		97.22	76.39	0.00	1,73.61	96.33	52.96	0.00	1,49.29
3454	Census Surveys and Statistics		12,14.76	24.17	0.00	12,38.93	11,62.26	0.00	12.21	11,74.47
3456	Civil Supplies		22,04.46	0.00	0.00	22,04.46	20,53.20	0.00	0.00	20,53.20
3475	Other General Economic Services		2,30.07	0.00	0.00	2,30.07	2,66.78	0.00	0.00	2,66.78
Total - (j) General Economic Services			71,13.40	1,00.56	0.00	72,13.96	64,73.38	52.96	12.21	65,38.55
Total-C Economic Services			12,42,68.98	24,22.49	3.05	12,66,94.52	11,52,13.80	20,37.83	12.21	11,72,63.84
Total Expenditure Heads (Revenue Account)			43,64.07				39,20.08			
			71,48,96.40	1,24,05.51	64,89.41	73,81,55.39	67,26,95.92	57,68.95	1,10,30.73	69,34,15.68

APPENDIX I COMPARATIVE EXPENDITURE ON SALARY - conclud.

(Figures in Italics represent Charged Expenditure)

Depart- ment(#)	Major Head	Description	2014-15				2013-14			
			Non Plan	Plan	CSS (Including CPS)	Total	Non Plan	Plan	CSS (Including CPS)	Total
EXPENDITURE HEADS			<i>(Rupees in lakh)</i>							
Capital Account										
C	Capital Accounts of Economic Services									
(b)	Capital Account of Rural Development									
4515		Capital Outlay on other Rural Development Programmes	0.00	34,91.12	0.00	34,91.12	0.00	22,09.52	0.00	22,09.52
		Total (b) Capital Account of Rural Development	0.00	34,91.12	0.00	34,91.12	0.00	22,09.52	0.00	22,09.52
(g)	Capital Account of Transport									
5054		Capital Outlay on Roads and Bridges	0.00	63.93	0.00	63.93	0.00	55.14	0.00	55.14
		Total (g) Capital Account of Transport	0.00	63.93	0.00	63.93	0.00	55.14	0.00	55.14
(j)	Capital Account of General Economic Services									
5452		Capital Outlay on Tourism	0.00	0.00	0.00	0.00	0.00	0.00	0.00	0.00
		Total (j) Capital Account of General Economic Services	0.00	0.00	0.00	0.00	0.00	0.00	0.00	0.00
		Total C Capital Accounts of Economic Services	0.00	35,55.05	0.00	35,55.05	0.00	22,64.66	0.00	22,64.66
		Total Expenditure Heads (Capital Account)	0.00	35,55.05	0.00	35,55.05	0.00	22,64.66	0.00	22,64.66
		Grand Total	<i>43,64.07</i>				<i>39,20.08</i>			
			71,48,96.40	1,59,60.56	64,89.41	74,17,10.44	67,26,95.92	80,33.61	1,10,30.73	69,56,80.34

APPENDIX II - COMPARATIVE EXPENDITURE ON SUBSIDY

Department	Head of Account	Description	2014-15				2013-14			
			Non Plan	Plan	CSS (including Central Plan)	Total	Non Plan	Plan	CSS (including Central Plan)	Total
<i>(Rupees in lakh)</i>										
Agriculture Department	2401	Crop Husbandry								
	102	Food Grain Crops								
	01	Seed Exchange and Distribution Programme								
	06	Grants								
	52	Subsidies	0.00	0.00	99.02	99.02	0.00	0.00	0.00	0.00
Agriculture Department	2401	Crop Husbandry								
	102	Food Grain Crops								
	04	Seed Exchange and Distribution Programme - Availability of Paddy and other Seeds to Farmers								
	06	Grants								
	52	Subsidies	0.00	5,56.72	0.00	5,56.72	0.00	9,82.17	0.00	9,82.17
Agriculture Department	2401	Crop Husbandry								
	102	Food Grain Crops								
	96	Under Solar Energy in different Agriculture Equipments including Irrigation Pump Set								
	06	Grants								
	52	Subsidies	0.00	3,50.00	0.00	3,50.00	0.00	0.00	0.00	0.00

APPENDIX II COMPARATIVE EXPENDITURE ON SUBSIDY - contd.

Department	Head of Account	Description	2014-15				2013-14			
			Non Plan	Plan	CSS (including Central Plan)	Total	Non Plan	Plan	CSS (including Central Plan)	Total
<i>(Rupees in lakh)</i>										
Agriculture Department	2401	Crop Husbandry								
	102	Food Grain Crops								
	A0	National Mission for Sustainable Agriculture								
	06	Grants								
	52	Subsidies	0.00	17.14	3,47.06	3,64.20	0.00	0.00	0.00	0.00
Agriculture Department	2401	Crop Husbandry								
	102	Food Grain Crops								
	A1	National Food Security Mission								
	06	Grants								
	52	Subsidies	0.00	0.00	3,73.57	3,73.57	0.00	0.00	0.00	0.00
Agriculture Department	2401	Crop Husbandry								
	108	Commercial Crops								
	92	Special Crop Specific Scheme- Flowri Culture								
	06	Grants								
	52	Subsidies	0.00	79.50	0.00	79.50	0.00	0.00	0.00	0.00

APPENDIX II COMPARATIVE EXPENDITURE ON SUBSIDY - contd.

Department	Head of Account	Description	2014-15				2013-14			
			Non Plan	Plan	CSS (including Central Plan)	Total	Non Plan	Plan	CSS (including Central Plan)	Total
<i>(Rupees in lakh)</i>										
Agriculture Department	2401	Crop Husbandry								
	108	Commercial Crops								
	93	Special Crop Specific Scheme-Banana								
	06	Grants								
	52	Subsidies	0.00	76.57	0.00	76.57	0.00	0.00	0.00	0.00
Agriculture Department	2401	Crop Husbandry								
	109	Extension and Farmers' Training								
	01	Commissionerate and Sub-divisional Establishment								
	06	Grants								
	52	Subsidies	1,20.42	0.00	0.00	1,20.42	0.00	0.00	0.00	0.00
Agriculture Department	2401	Crop Husbandry								
	109	Extension and Farmers' Training								
	99	National Mission on Agriculture Extension and Technology								
	06	Grants								
	52	Subsidies	0.00	2,00.91	9,62.92	11,63.83	0.00	0.00	0.00	0.00

APPENDIX II COMPARATIVE EXPENDITURE ON SUBSIDY - contd.

Department	Head of Account	Description	2014-15				2013-14			
			Non Plan	Plan	CSS (including Central Plan)	Total	Non Plan	Plan	CSS (including Central Plan)	Total
<i>(Rupees in lakh)</i>										
Agriculture Department	2401	Crop Husbandry								
	112	Development of Pulses								
	98	Extension of NFSM in Non-Mission District								
	06	Grants								
	52	Subsidies	0.00	55.57	0.00	55.57	0.00	0.00	0.00	0.00
Agriculture Department	2401	Crop Husbandry								
	119	Horticulture and Vegetable Crops								
	05	Vegitable Development Scheme (Disease free certified potato seed scheme)								
	06	Grants								
	52	Subsidies	15.20	0.00	0.00	15.20	0.00	0.00	0.00	0.00
Agriculture Department	2401	Crop Husbandry								
	119	Horticulture and Vegetable Crops								
	48	Nutration Fruit and Vegetable Plant Development								
	06	Grants								
	52	Subsidies	0.00	0.80	0.00	0.80	0.00	0.00	0.00	0.00

APPENDIX II COMPARATIVE EXPENDITURE ON SUBSIDY - contd.

Department	Head of Account	Description	2014-15				2013-14			
			Non Plan	Plan	CSS (including Central Plan)	Total	Non Plan	Plan	CSS (including Central Plan)	Total
<i>(Rupees in lakh)</i>										
Agriculture Department	2401	Crop Husbandry								
	119	Horticulture and Vegetable Crops								
	47	New Technology Adoption Scheme								
	06	Grants								
	52	Subsidies	0.00	0.00	0.00	0.00	0.00	14.00	0.00	14.00
Agriculture Department	2401	Crop Husbandry								
	119	Horticulture and Vegetable Crops								
	49/54	Establishment of Nursery								
	06	Grants								
	52	Subsidies	0.00	0.00	0.00	0.00	0.00	84.43	0.00	84.43
Agriculture Department	2401	Crop Husbandry								
	119	Horticulture and Vegetable Crops								
	55	Nutritious Fruit and Plant Development								
	06	Grants								
	52	Subsidies	0.00	0.00	0.00	0.00	0.00	64.76	0.00	64.76

APPENDIX II COMPARATIVE EXPENDITURE ON SUBSIDY - contd.

Department	Head of Account	Description	2014-15				2013-14			
			Non Plan	Plan	CSS (including Central Plan)	Total	Non Plan	Plan	CSS (including Central Plan)	Total
<i>(Rupees in lakh)</i>										
Agriculture Department	2401	Crop Husbandry								
	119	Horticulture and Vegetable Crops								
	A5	Establishment and Development of Nursery								
	06	Grants								
	52	Subsidies	56.50	1,20.00	0.00	1,76.50	0.00	0.00	0.00	0.00
Agriculture Department	2401	Crop Husbandry								
	119	Horticulture and Vegetable Crops								
	A8	Nutration Fruit and Vegetable Plant Development								
	06	Grants								
	52	Subsidies	0.00	35.29	0.00	35.29	0.00	0.00	0.00	0.00
Agriculture Department	2401	Crop Husbandry								
	789	Special Component Plan for Scheduled Castes								
	02	Seed Exchange and Distribution Programme								
	06	Grants								
	52	Subsidies	0.00	2,50.92	0.00	2,50.92	0.00	380.91	0.00	3,80.91

APPENDIX II COMPARATIVE EXPENDITURE ON SUBSIDY - contd.

Department	Head of Account	Description	2014-15				2013-14			
			Non Plan	Plan	CSS (including Central Plan)	Total	Non Plan	Plan	CSS (including Central Plan)	Total
<i>(Rupees in lakh)</i>										
Agriculture Department	2401	Crop Husbandry								
	789	Special Component Plan for Scheduled Castes								
	34	Scheme for Sugarcane Development								
	06	Grants								
	52	Subsidies	0.00	10.64	0.00	10.64	0.00	0.00	0.00	0.00
Agriculture Department	2401	Crop Husbandry								
	789	Special Component Plan for Scheduled Castes								
	90	Agriculture Mechanisation Promotional Scheme								
	06	Grants								
	52	Subsidies	0.00	13.48	0.00	13.48	0.00	0.00	0.00	0.00
Agriculture Department	2401	Crop Husbandry								
	789	Special Component Plan for Scheduled Castes								
	92	Special Crop Specific Scheme- Flower Culture								
	06	Grants								
	52	Subsidies	0.00	31.75	0.00	31.75	0.00	0.00	0.00	0.00

APPENDIX II COMPARATIVE EXPENDITURE ON SUBSIDY - contd.

Department	Head of Account	Description	2014-15				2013-14			
			Non Plan	Plan	CSS (including Central Plan)	Total	Non Plan	Plan	CSS (including Central Plan)	Total
<i>(Rupees in lakh)</i>										
Agriculture Department	2401	Crop Husbandry								
	789	Special Component Plan for Scheduled Castes								
	93	Special Crop Specific Scheme- Banana								
	06	Grants								
	52	Subsidies	0.00	19.79	0.00	19.79	0.00	0.00	0.00	0.00
Agriculture Department	2401	Crop Husbandry								
	789	Special Component Plan for Scheduled Castes								
	96	Use of Solar Energy in different Agriculture Equipments including Irrigation Pump Sets								
	06	Grants								
	52	Subsidies	0.00	1,50.00	0.00	1,50.00	0.00	0.00	0.00	0.00
Agriculture Department	2401	Crop Husbandry								
	789	Special Component Plan for Scheduled Castes								
	98	Extension of NFSM in Non- Mission District								
	06	Grants								
	52	Subsidies	0.00	6.49	0.00	6.49	0.00	0.00	0.00	0.00

APPENDIX II COMPARATIVE EXPENDITURE ON SUBSIDY - contd.

Department	Head of Account	Description	2014-15				2013-14			
			Non Plan	Plan	CSS (including Central Plan)	Total	Non Plan	Plan	CSS (including Central Plan)	Total
<i>(Rupees in lakh)</i>										
Agriculture Department	2401	Crop Husbandry								
	789	Special Component Plan for Scheduled Castes								
	99	National Mission on Agriculture Extension and Technology								
	06	Grants								
	52	Subsidies	0.00	50.92	2,46.83	2,97.75	0.00	0.00	0.00	0.00
Agriculture Department	2401	Crop Husbandry								
	789	Special Component Plan for Scheduled Castes								
	A0	National Mission for Sustainable Agriculture								
	06	Grants								
	52	Subsidies	0.00	2.15	58.70	60.85	0.00	0.00	0.00	0.00
Agriculture Department	2401	Crop Husbandry								
	789	Special Component Plan for Scheduled Castes								
	A1	National Food Security Mission								
	06	Grants								
	52	Subsidies	0.00	0.00	1,87.37	1,87.37	0.00	0.00	0.00	0.00

APPENDIX II COMPARATIVE EXPENDITURE ON SUBSIDY - contd.

Department	Head of Account	Description	2014-15				2013-14			
			Non Plan	Plan	CSS (including Central Plan)	Total	Non Plan	Plan	CSS (including Central Plan)	Total
<i>(Rupees in lakh)</i>										
Agriculture Department	2401	Crop Husbandry								
	789	Special Component Plan for Scheduled Castes								
	A5	Establishment and Development of Nursery								
	06	Grants								
	52	Subsidies	0.00	29.32	0.00	29.32	0.00	0.00	0.00	0.00
Agriculture Department	2401	Crop Husbandry								
	789	Special Component Plan for Scheduled Castes								
	A8	Nutration Fruit and Vegetable Plant Development								
	06	Grants								
	52	Subsidies	0.00	13.13	0.00	13.13	0.00	0.00	0.00	0.00
Agriculture Department	2401	Crop Husbandry								
	789	Special Component Plan for Scheduled Castes								
	51/90	Agricultural Mechanization Promotional Scheme								
	06	Grants								
	52	Subsidies	0.00	0.00	0.00	0.00	0.00	13.91	0.00	13.91

APPENDIX II COMPARATIVE EXPENDITURE ON SUBSIDY - contd.

Department	Head of Account	Description	2014-15				2013-14			
			Non Plan	Plan	CSS (including Central Plan)	Total	Non Plan	Plan	CSS (including Central Plan)	Total
<i>(Rupees in lakh)</i>										
Agriculture Department	2401	Crop Husbandry								
	789	Special Component Plan for Scheduled Castes								
	91	RKVY Stream I & Stream II								
	06	Grants								
	52	Subsidies	0.00	41.25	0.00	41.25	0.00	9.56	0.00	9.56
Agriculture Department	2401	Crop Husbandry								
	796	Tribal Area Sub-plan								
	02	Seed Exchange and Distribution Programme								
	06	Grants								
	52	Subsidies	0.00	6,44.15	0.00	6,44.15	0.00	5,51.98	0.00	5,51.98
Agriculture Department	2401	Crop Husbandry								
	796	Tribal Area Sub-plan								
	34	Scheme for Sugarcane Development								
	06	Grants								
	52	Subsidies	0.00	40.56	0.00	40.56	0.00	35.55	0.00	35.55

APPENDIX II COMPARATIVE EXPENDITURE ON SUBSIDY - contd.

Department	Head of Account	Description	2014-15				2013-14			
			Non Plan	Plan	CSS (including Central Plan)	Total	Non Plan	Plan	CSS (including Central Plan)	Total
<i>(Rupees in lakh)</i>										
Agriculture Department	2401	Crop Husbandry								
	796	Tribal Area Sub-plan								
	47	Incentive Scheme of New Technic								
	06	Grants								
	52	Subsidies	0.00	0.00	0.00	0.00	0.00	30.00	0.00	30.00
Agriculture Department	2401	Crop Husbandry								
	796	Tribal Area Sub-plan								
	54	Establishment and Development of Nursery								
	06	Grants								
	52	Subsidies	0.00	0.00	0.00	0.00	0.00	1,08.44	0.00	1,08.44
Agriculture Department	2401	Crop Husbandry								
	796	Tribal Area Sub-plan								
	55	Nutrition of Fruits and Vegetable Development								
	06	Grants								
	52	Subsidies	0.00	0.00	0.00	0.00	0.00	83.68	0.00	83.68

APPENDIX II COMPARATIVE EXPENDITURE ON SUBSIDY - contd.

Department	Head of Account	Description	2014-15				2013-14			
			Non Plan	Plan	CSS (including Central Plan)	Total	Non Plan	Plan	CSS (including Central Plan)	Total
<i>(Rupees in lakh)</i>										
Agriculture Department	2401	Crop Husbandry								
	796	Tribal Area Sub-plan								
	69/90	Agriculture Mechanization Promotional Scheme								
	06	Grants								
	52	Subsidies	0.00	5,44.36	0.00	5,44.36	0.00	8,30.54	0.00	8,30.54
Agriculture Department	2401	Crop Husbandry								
	796	Tribal Area Sub-plan								
	56/91	Rashtriya Krishi Vikas Yojana Stream - I and Stream - II								
	06	Grants								
	52	Subsidies	0.00	46,19.30	28.26	46,47.56	0.00	56,95.14	0.00	56,95.14
Agriculture Department	2401	Crop Husbandry								
	796	Tribal Area Sub-plan								
	92	Special Crop Specific Scheme-Flowri Culture								
	06	Grants								
	52	Subsidies	0.00	1,16.74	0.00	1,16.74	0.00	0.00	0.00	0.00
Agriculture Department	2401	Crop Husbandry								
	796	Tribal Area Sub-plan								
	93	Special Crop Specific Scheme-Banana								
	06	Grants								
	52	Subsidies	0.00	90.72	0.00	90.72	0.00	0.00	0.00	0.00

APPENDIX II COMPARATIVE EXPENDITURE ON SUBSIDY - contd.

Department	Head of Account	Description	2014-15				2013-14			
			Non Plan	Plan	CSS (including Central Plan)	Total	Non Plan	Plan	CSS (including Central Plan)	Total
<i>(Rupees in lakh)</i>										
Agriculture Department	2401	Crop Husbandry								
	796	Tribal Area Sub-plan								
	96	Use of Solar Energy in different Agriculture Equipments including Irrigation Pump Sets								
	06	Grants								
	52	Subsidies	0.00	5,00.00	0.00	5,00.00	0.00	0.00	0.00	0.00
Agriculture Department	2401	Crop Husbandry								
	796	Tribal Area Sub-plan								
	98	Extension of NFSM in Non-Mission District								
	06	Grants								
	52	Subsidies	0.00	34.43	0.00	34.43	0.00	0.00	0.00	0.00
Agriculture Department	2401	Crop Husbandry								
	796	Tribal Area Sub-plan								
	99	National Mission on Agriculture Extension and Technology								
	06	Grants								
	52	Subsidies	0.00	4,05.84	6,67.18	10,73.02	0.00	0.00	0.00	0.00

APPENDIX II COMPARATIVE EXPENDITURE ON SUBSIDY - contd.

Department	Head of Account	Description	2014-15				2013-14			
			Non Plan	Plan	CSS (including Central Plan)	Total	Non Plan	Plan	CSS (including Central Plan)	Total
<i>(Rupees in lakh)</i>										
Agriculture Department	2401	Crop Husbandry								
	796	Tribal Area Sub-plan								
	A0	National Mission for Sustainable Agriculture								
	06	Grants								
	52	Subsidies	0.00	15.08	2,64.36	2,79.44	0.00	0.00	0.00	0.00
Agriculture Department	2401	Crop Husbandry								
	796	Tribal Area Sub-plan								
	A1	National Food Security Mission								
	06	Grants								
	52	Subsidies	0.00	0.00	6,73.40	6,73.40	0.00	0.00	0.00	0.00
Agriculture Department	2401	Crop Husbandry								
	796	Tribal Area Sub-plan								
	A5	Establishment and Development of Nursery								
	06	Grants								
	52	Subsidies	0.00	6.08	0.00	6.08	0.00	0.00	0.00	0.00

APPENDIX II COMPARATIVE EXPENDITURE ON SUBSIDY - contd.

Department	Head of Account	Description	2014-15				2013-14			
			Non Plan	Plan	CSS (including Central Plan)	Total	Non Plan	Plan	CSS (including Central Plan)	Total
<i>(Rupees in lakh)</i>										
Agriculture Department	2401	Crop Husbandry								
	796	Tribal Area Sub-plan								
	A8	Nutration Fruit and Vegetable Plant Development								
	06	Grants								
	52	Subsidies	0.00	42.84	0.00	42.84	0.00	0.00	0.00	0.00
Agriculture Department	2401	Crop Husbandry								
	800	Other expenditure								
	34	Scheme of Sugarcane Development								
	06	Grants								
	52	Subsidies	0.00	26.54	0.00	26.54	0.00	4.43	0.00	4.43
Agriculture Department	2401	Crop Husbandry								
	800	Other expenditure								
	66/90	Agriculture Mechanization Promotional Scheme								
	06	Grants								
	52	Subsidies	0.00	3,28.47	0.00	3,28.47	0.00	6,62.67	0.00	6,62.67

APPENDIX II COMPARATIVE EXPENDITURE ON SUBSIDY - contd.

Department	Head of Account	Description	2014-15				2013-14			
			Non Plan	Plan	CSS (including Central Plan)	Total	Non Plan	Plan	CSS (including Central Plan)	Total
<i>(Rupees in lakh)</i>										
Agriculture Department	2401	Crop Husbandry								
	800	Other expenditure								
	53/91	Rashtriya Krishi Vikas Yojana Stream - I and Stream - II								
	06	Grants								
	52	Subsidies	0.00	48,27.82	0.00	48,27.82	0.00	57,44.71	0.00	57,44.71
Agriculture Department	2401	Crop Husbandry								
	800	Other expenditure								
	66	Agriculture Mechanization Promotional Scheme								
	06	Grants								
	52	Subsidies								
		Total 2401	1,92.12	1,43,55.27	39,08.67	1,84,56.06	0.00	1,52,96.88	0.00	1,52,96.88
Animal Husbandry Department	2403	Animal Husbandry								
	103	Poultry Development								
	05	Poultry and Duck								
	06	Grants								
	52	Subsidies	0.00	1,34.86	0.00	1,34.86	0.00	0.00	0.00	0.00
Animal Husbandry Department	2403	Animal Husbandry								
	104	Sheep and Wool Development								
	07/34	Goat Breeding Farm								
	06	Grants								
	52	Subsidies	0.00	93.04	0.00	93.04	0.00	98.94	0.00	98.94

APPENDIX II COMPARATIVE EXPENDITURE ON SUBSIDY - contd.

Department	Head of Account	Description	2014-15				2013-14			
			Non Plan	Plan	CSS (including Central Plan)	Total	Non Plan	Plan	CSS (including Central Plan)	Total
<i>(Rupees in lakh)</i>										
Animal Husbandry Department	2403	Animal Husbandry								
	105	Piggery Development								
	13/32	Pig Breeding Farm								
	06	Grants								
	52	Subsidies	0.00	1,01.01	0.00	1,01.01	0.00	43.36	0.00	43.36
Animal Husbandry Department	2403	Animal Husbandry								
	106	Other Live Stock Development								
	37	Government Livestock	0.00	0.00	0.00	0.00	0.00	76.12	0.00	76.12
	06	Grants								
	52	Subsidies								
Animal Husbandry Department	2403	Animal Husbandry								
	106	Other Live Stock Development								
	12	Rashtriya Krishi Vikas Yojana								
	06	Grants								
	52	Subsidies	0.00	0.00	0.00	0.00	0.00	2,16.28	0.00	2,16.28

APPENDIX II COMPARATIVE EXPENDITURE ON SUBSIDY - contd.

Department	Head of Account	Description	2014-15			2013-14				
			Non Plan	Plan	CSS (including Central Plan)	Total	Non Plan	Plan	CSS (including Central Plan)	Total
<i>(Rupees in lakh)</i>										
Animal Husbandry Department	2403	Animal Husbandry								
	789	Special Component Plan for Scheduled Castes								
	13	Pig Breeding Unit								
	06	Grants								
	52	Subsidies	0.00	1,51.20	0.00	1,51.20	0.00	0.00	0.00	0.00
Animal Husbandry Department	2403	Animal Husbandry								
	789	Special Component Plan for Scheduled Castes								
	23	Distribution of Poultry Untis								
	06	Grants								
	52	Subsidies	0.00	72.66	0.00	72.66	0.00	0.00	0.00	0.00
Animal Husbandry Department	2403	Animal Husbandry								
	789	Special Component Plan for Scheduled Castes								
	12/34	Raстрitya Krishi Vikas Yojana (Additional central Assistance)								
	06	Grants								
	52	Subsidies	0.00	1,71.23	0.00	1,71.23	0.00	3,37.79	0.00	3,37.79

APPENDIX II COMPARATIVE EXPENDITURE ON SUBSIDY - contd.

Department	Head of Account	Description	2014-15				2013-14			
			Non Plan	Plan	CSS (including Central Plan)	Total	Non Plan	Plan	CSS (including Central Plan)	Total
<i>(Rupees in lakh)</i>										
Animal Husbandry Department	2403	Animal Husbandry								
	789	Special Component Plan for Scheduled Castes								
	13/35	Pig Breeding Unit								
	06	Grants								
	52	Subsidies	0.00	0.00	0.00	0.00	0.00	1,01.98	0.00	1,01.98
Animal Husbandry Department	2403	Animal Husbandry								
	796	Tribal Area Sub-plan								
	06	Poultry Farm								
	06	Grants								
	52	Subsidies	0.00	1,47.67	0.00	1,47.67	0.00	0.00	0.00	0.00
Animal Husbandry Department	2403	Animal Husbandry								
	796	Tribal Area Sub-plan								
	13	Pig Breeding Unit								
	06	Grants								
	52	Subsidies	0.00	1,98.03	0.00	1,98.03	0.00	1,58.96	0.00	1,58.96

APPENDIX II COMPARATIVE EXPENDITURE ON SUBSIDY - contd.

Department	Head of Account	Description	2014-15				2013-14			
			Non Plan	Plan	CSS (including Central Plan)	Total	Non Plan	Plan	CSS (including Central Plan)	Total
<i>(Rupees in lakh)</i>										
Animal Husbandry Department	2403	Animal Husbandry								
	796	Tribal Area Sub-plan								
	34	Goat Breeding Farm								
	06	Grants								
	52	Subsidies	0.00	1,23.52	0.00	1,23.52	0.00	1,23.36	0.00	1,23.36
Animal Husbandry Department	2403	Animal Husbandry								
	796	Tribal Area Sub-plan								
	36	Raстрitya Krishi Vikas Yojana (Additional central Assistance)								
	06	Grants								
	52	Subsidies	0.00	0.00	0.00	0.00	0.00	1,10.98	0.00	1,10.98
		Total 2403	0.00	11,93.22	0.00	11,93.22	0.00	12,67.77	0.00	12,67.77
Dairy Development and Fisheries Department	2404	Dairy Development								
	102	Dairy Development Projects								
	36	Milk Cattle Induction								
	06	Grants								
	52	Subsidies	0.00	10,71.26	0.00	10,71.26	0.00	0.00	0.00	0.00

APPENDIX II COMPARATIVE EXPENDITURE ON SUBSIDY - contd.

Department	Head of Account	Description	2014-15				2013-14			
			Non Plan	Plan	CSS (including Central Plan)	Total	Non Plan	Plan	CSS (including Central Plan)	Total
<i>(Rupees in lakh)</i>										
Dairy Development and Fisheries Department	2404	Dairy Development								
	102	Dairy Development Projects								
	27	National Agriculture Development Scheme (additional Central Assistance)								
	06	Grants								
	52	Subsidies	0.00	0.00	0.00	0.00	0.00	2,03.09	0.00	2,03.09
Dairy Development and Fisheries Department	2404	Dairy Development								
	102	Dairy Development Projects								
	05	Technical Input Programme								
	06	Grants								
	52	Subsidies	0.00	1,57.34	0.00	1,57.34	0.00	1,14.97	0.00	1,14.97
Dairy Development and Fisheries Department	2404	Dairy Development								
	789	Special Component Plan for Scheduled Castes								
	05	Technical Input Programme								
	06	Grants								
	52	Subsidies	0.00	24.00	0.00	24.00	0.00	40.00	0.00	40.00

APPENDIX II COMPARATIVE EXPENDITURE ON SUBSIDY - contd.

Department	Head of Account	Description	2014-15				2013-14			
			Non Plan	Plan	CSS (including Central Plan)	Total	Non Plan	Plan	CSS (including Central Plan)	Total
<i>(Rupees in lakh)</i>										
Dairy Development and Fisheries Department	2404	Dairy Development								
	789	Special Component Plan for Scheduled Castes								
	06	Training								
	06	Grants								
	52	Subsidies	0.00	96.82	0.00	96.82	0.00	0.00	0.00	0.00
Dairy Development and Fisheries Department	2404	Dairy Development								
	789	Special Component Plan for Scheduled Castes								
	36	Milch Cattle Induction								
	06	Grants								
	52	Subsidies	0.00	62.40	0.00	62.40	0.00	0.00	0.00	0.00
Dairy Development and Fisheries Department	2404	Dairy Development								
	789	Special Component Plan for Scheduled Castes								
	27	Rashtriya Krishi Vikas Yojana								
	06	Grants								
	52	Subsidies	0.00	0.00	0.00	0.00	0.00	24.09	0.00	24.09

APPENDIX II COMPARATIVE EXPENDITURE ON SUBSIDY - contd.

Department	Head of Account	Description	2014-15				2013-14			
			Non Plan	Plan	CSS (including Central Plan)	Total	Non Plan	Plan	CSS (including Central Plan)	Total
<i>(Rupees in lakh)</i>										
Dairy Development and Fisheries Department	2404	Dairy Development								
	796	Tribal Area Sub-plan								
	01	Training and Extension								
	06	Grants								
	52	Subsidies	0.00	1,50.80	0.00	1,50.80	0.00	0.00	0.00	0.00
Dairy Development and Fisheries Department	2404	Dairy Development								
	796	Tribal Area Sub-plan								
	05	Technical Input Programme								
	06	Grants								
	52	Subsidies	0.00	36.00	0.00	36.00	0.00	70.00	0.00	70.00
Dairy Development and Fisheries Department	2404	Dairy Development								
	796	Tribal Area Sub-plan								
	27	Rashtriya Krishi Vikas Yojana								
	06	Grants								
	52	Subsidies	0.00	0.00	0.00	0.00	0.00	22.50	0.00	22.50

APPENDIX II COMPARATIVE EXPENDITURE ON SUBSIDY - contd.

Department	Head of Account	Description	2014-15				2013-14			
			Non Plan	Plan	CSS (including Central Plan)	Total	Non Plan	Plan	CSS (including Central Plan)	Total
<i>(Rupees in lakh)</i>										
Dairy Development and Fisheries Department	2404	Dairy Development								
	796	Tribal Area Sub-plan								
	36	Milch Cattle Induction								
	06	Grants								
	52	Subsidies	0.00	66.77	0.00	66.77	0.00	0.00	0.00	0.00
		Total 2404	0.00	16,65.39	0.00	16,65.39	0.00	4,74.65	0.00	4,74.65
Industry Department	2852	Industries								
	80	General								
	102	Industrial Productivity								
	65	Capital Investment of Incentive Subsidy against actual Commercial Tax Payment								
	06	Grants								
	52	Subsidies	0.00	11,21.50	0.00	11,21.50	0.00	15,00.00	0.00	15,00.00

APPENDIX II COMPARATIVE EXPENDITURE ON SUBSIDY - conclud.

Department	Head of Account	Description	2014-15				2013-14			
			Non Plan	Plan	CSS (including Central Plan)	Total	Non Plan	Plan	CSS (including Central Plan)	Total
<i>(Rupees in lakh)</i>										
Industry Department	2852	Industries								
	80	General								
	102	Industrial Productivity								
	74	Net VAT Subsidy to Industrial units under Jharkhand Industrial Policy 2012								
	06	Grants								
	52	Subsidies	0.00	14,43.90	0.00	14,43.90	0.00	0.00	0.00	0.00
Industry Department	2852	Industries								
	796	Tribal Area Sub-plan								
	61	Capital Investment of Incentive Subsidy against actual Commercial Tax Payment								
	06	Grants								
		52	Subsidies	0.00	6,88.82	0.00	6,88.82	0.00	2,01.06	0.00
		Total 2852	0.00	32,54.22	0.00	32,54.22	0.00	17,01.06	0.00	17,01.06
		Grand Total	1,92.12	2,04,68.10	39,08.67	2,45,68.89	0.00	1,87,40.36	0.00	1,87,40.36

**APPENDIX III - GRANTS IN AID / ASSISTANCE GIVEN BY THE STATE GOVERNMENT
(INSTITUTION WISE AND SCHEME WISE)**

Recipients	Scheme	TSP/ SCSP/ Normal/ FC/ EAP	2014-2015					Of the total amount released, amount sanctioned for creation of assets (FROM SANCTION ORDER/ SCHEME DESIGN)	2013-2014			Of the total amount released, amount sanctioned for creation of assets (FROM SANCTION ORDER/ SCHEME DESIGN)		
			Non-Plan	Plan			Total		Non-Plan	Plan			Total	
				State Plan	State Share of CSS	CP and GOI Share of CSS				State Plan	CSS/CP			
<i>(Rupees in lakh)</i>														
1. Deceased Police- persons died in terrorist attack	Grant to the family members of deceased Police-persons died in terrorist attack	Normal	0.00	0.00	0.00	0.00	0.00	0.00	4,84.51	0.00	0.00	4,84.51	0.00	
2. Inspector General of Police (Provision), Jharkhand, Ranchi	Grants-in-aid for implementation of various schemes in the light of recommendations of 13th Finance Commission	Normal	0.00	44,70.00		0.00	44,70.00	0.00	0.00	1,06,65.00	0.00	1,06,65.00	0.00	
3. Director, Jharkhand Education Project Council	Grants-in-aid for Sarva Siksha Abhiyan including NPEIL	Normal	0.00	3,74,20.00	8,36,11.60	0.00	12,10,31.60	0.00	0.00	3,02,38.07	0.00	3,02,38.07	0.00	
		TASP	0.00	4,02,26.50	9,01,76.02	0.00	13,04,02.52	0.00	0.00	3,75,82.00	0.00	3,75,82.00	0.00	
		SCSP	0.00	1,59,03.50	2,94,22.79	0.00	4,53,26.29	0.00	0.00	1,48,58.00	0.00	1,48,58.00	0.00	
		Grants-in-aid to Primary Schools (including Minorities) for Salary	Normal	2,30,04.33	0.00	0.00	0.00	2,30,04.33	0.00	1,85,00.00	0.00	0.00	1,85,00.00	0.00
		Grants-in-aid to State Literacy Mission Authority for Sakshar Bharat Scheme	Normal	0.00	1,60.00	4,80.00	0.00	6,40.00	0.00	0.00	0.00	0.00	0.00	0.00
	TASP		0.00	1,72.00	5,16.00	0.00	6,88.00	0.00	0.00	0.00	0.00	0.00	0.00	
	SCSP		0.00	68.00	2,04.00	0.00	2,72.00	0.00	0.00	0.00	0.00	0.00	0.00	
		Grants-in-aid for Mid-day Meal to Primary Schools	Normal	0.00	87,44.00	1,58,09.08	0.00	2,45,53.08	0.00	0.00	68,68.00	2,13,80.00	2,82,48.00	0.00
	TSP		0.00	98,55.80	2,07,68.01	0.00	3,06,23.81	0.00	0.00	73,81.00	2,29,70.00	3,03,51.00	0.00	
	SCSP		0.00	32,60.20	82,10.21	0.00	1,14,70.41	0.00	0.00	29,19.00	90,90.00	1,20,09.00	0.00	
	Grants-in-aid for Mahila Samakhya Karyakram	Normal	0.00	0.00	5,54.00	0.00	5,54.00	0.00	0.00	0.00	0.00	0.00	0.00	
TASP		0.00	0.00	3,02.00	0.00	3,02.00	0.00	0.00	0.00	0.00	0.00	0.00		
SCSP		0.00	0.00	1,50.00	0.00	1,50.00	0.00	0.00	0.00	0.00	0.00	0.00		

APPENDIX III - GRANTS IN AID / ASSISTANCE GIVEN BY THE STATE GOVERNMENT - contd.
(INSTITUTION WISE AND SCHEME WISE)

Recipients	Scheme	TSP/ SCSP/ Normal/ FC/ EAP	2014-2015					Of the total amount released, amount sanctioned for creation of assets (FROM SANCTION ORDER/ SCHEME DESIGN)	2013-2014			Of the total amount released, amount sanctioned for creation of assets (FROM SANCTION ORDER/ SCHEME DESIGN)	
			Non-Plan	Plan			Total		Non-Plan	Plan			Total
				State Plan	State Share of CSS	CP and GOI Share of CSS				State Plan	CSS/CP		
<i>(Rupees in lakh)</i>													
4. Principal, Kasturba Gandhi Balika Vidyalaya, Hazaribagh	Grants-in-aid to Kasturba Gandhi Balika Vidyalaya	Normal TASP SCSP	0.00 0.00 0.00	22,55.00 22,81.00 9,70.00	0.00 0.00 0.00	0.00 0.00 0.00	22,55.00 22,81.00 9,70.00	0.00 0.00 0.00	0.00 0.00 0.00	30,55.00 11,80.00 7,65.00	0.00 0.00 0.00	30,55.00 11,80.00 7,65.00	0.00 0.00 0.00
5. Principal, Sainik School, Tilaiya	Grants-in-aid to Sainik School, Tilaiya	Normal SCSP	3,50.00 0.00	42.00 8.00	0.00 0.00	0.00 0.00	3,92.00 8.00	0.00 0.00	3,50.00 0.00	0.00 0.00	0.00 0.00	3,50.00 0.00	0.00 0.00
6. Principal, Netarhat Residential School, Netarhat	Grants-in-aid to Netarhat Residential School for establishment expenditure	Normal TASP SCSP	6,20.00 0.00 0.00	0.00 4,00.00 1,00.00	0.00 0.00 0.00	0.00 0.00 0.00	6,20.00 4,00.00 1,00.00	0.00 0.00 0.00	5,95.00 0.00 0.00	0.00 0.00 0.00	0.00 0.00 0.00	5,95.00 0.00 0.00	0.00 0.00 0.00
7. Director, Secondary Education, Jharkhand, Ranchi	Grants-in-aid to Secondary Schools for Salary	Normal	0.00	0.00	0.00	0.00	0.00	0.00	80,00.00	0.00	0.00	80,00.00	0.00
	Grants-in-aid to Sanskrit Schools for Establishment Cost	Normal TASP	0.00 0.00	3,23.88 85.00	0.00 0.00	0.00 0.00	3,23.88 85.00	0.00 0.00	0.00 3,05.00	0.00 0.00	0.00 0.00	0.00 3,05.00	0.00 0.00
	Grants-in-aid to Minority Secondary Schools	Normal	92,49.31	0.00	0.00	0.00	92,49.31	0.00	0.00	0.00	0.00	0.00	0.00
	Grants-in-aid to Madarsa for Establishment Cost	Normal	0.00	31,33.39	0.00	0.00	31,33.39	0.00	28,14.00	0.00	0.00	28,14.00	0.00
8. Principal, Kasturba Gandhi Balika Vidyalaya, Hazaribagh	Grants-in-aid to Kasturba Gandhi Balika Vidyalaya for Construction Work	Normal TASP SCSP	0.00 0.00 0.00	17,85.00 11,55.00 5,60.00	0.00 0.00 0.00	0.00 0.00 0.00	17,85.00 11,55.00 5,60.00	0.00 0.00 0.00	0.00 0.00 0.00	7,59.00 6,20.00 8,10.00	0.00 0.00 0.00	7,59.00 6,20.00 8,10.00	0.00 0.00 0.00
9. Director, Secondary Education, Jharkhand, Ranchi	Grants-in-aid to Non Financed Secondary Schools / Inter Colleges	Normal TASP SCSP	0.00 0.00 0.00	0.00 0.00 0.00	0.00 0.00 0.00	0.00 0.00 0.00	0.00 0.00 0.00	0.00 0.00 0.00	0.00 0.00 0.00	16,35.00 10,55.00 5,10.00	0.00 0.00 0.00	16,35.00 10,55.00 5,10.00	0.00 0.00 0.00
	Grants-in-aid for students of Jharkhand studying in IMA, Dehradun	Normal TASP	0.00 0.00	0.00 1.50	0.00 0.00	0.00 0.00	0.00 1.50	0.00 0.00	0.00 0.00	2.00 0.00	0.00 0.00	2.00 0.00	0.00 0.00

**APPENDIX III - GRANTS IN AID / ASSISTANCE GIVEN BY THE STATE GOVERNMENT - contd.
(INSTITUTION WISE AND SCHEME WISE)**

Recipients	Scheme	TSP/ SCSP/ Normal/ FC/ EAP	2014-2015					Of the total amount released, amount sanctioned for creation of assets (FROM SANCTION ORDER/ SCHEME DESIGN)	2013-2014			Of the total amount released, amount sanctioned for creation of assets (FROM SANCTION ORDER/ SCHEME DESIGN)		
			Non-Plan	Plan			Total		Non-Plan	Plan			Total	
				State Plan	State Share of CSS	CP and GOI Share of CSS				State Plan	CSS/CP			
							<i>(Rupees in lakh)</i>						<i>(Rupees in lakh)</i>	
10. Director, Secondary Education, Jharkhand, Ranchi	Grants-in-aid for “Rashtriya Madhyamik Shiksha Abhiyan”	Normal	0.00	1,45,76.54	0.00	0.00	1,45,76.54	0.00	0.00	0.00	7,34.00	7,34.00	0.00	
		TASP	0.00	91,00.00	0.00	0.00	91,00.00	0.00	0.00	0.00	1,22.00	1,22.00	0.00	
		SCSP	0.00	27,04.00	0.00	0.00	27,04.00	0.00	0.00	0.00	5,44.00	5,44.00	0.00	
11. Director, Higher Education, Jharkhand, Ranchi (#)	Grants-in-aid to Universities for Salary	Normal	5,88,16.80	0.00	0.00	0.00	5,88,16.80	0.00	5,28,88.00	0.00	0.00	5,28,88.00	0.00	
12. Vinoba Bhave University, Hazaribagh	Grants-in-aid to Vinoba Bhave University, Hazaribagh for creation of assets	Normal	0.00	11,20.00	0.00	0.00	11,20.00	0.00	0.00	0.00	0.00	0.00	0.00	
13. Ranchi University, Ranchi	Grants-in-aid to Ranchi University for non-financed education	TASP	0.00	3,99.68	0.00	0.00	3,99.68	3,99.68	0.00	2,15.00	0.00	2,15.00	0.00	
14. Kolhan University, Chaibasa	Grants-in-aid to Kolhan University, Chaibasa for creation of Capital asset and development of Campus	TASP	0.00	6,74.94	0.00	0.00	6,74.94	6,74.94	0.00	4,50.00	0.00	4,50.00	4,50.00	
15. Nilamber Pitamber University Daltonganj	Grants-in-aid to Nilamber Pitamber University, Palamau for creation of Capital assets and development of Campus	Normal	0.00	11,00.00	0.00	0.00	11,00.00	11,00.00	0.00	7,75.00	0.00	7,75.00	5,00.00	
16. Sidhu Kanhu University Dumka	Grants-in-aid to Sidhu Kanhu University, Dumka for non-financed education	TASP	0.00	2,75.00	0.00	0.00	2,75.00	0.00	0.00	2,40.00	0.00	2,40.00	0.00	

APPENDIX III - GRANTS IN AID / ASSISTANCE GIVEN BY THE STATE GOVERNMENT - contd.
(INSTITUTION WISE AND SCHEME WISE)

Recipients	Scheme	TSP/ SCSP/ Normal/ FC/ EAP	2014-2015					Of the total amount released, amount sanctioned for creation of assets (FROM SANCTION ORDER/ SCHEME DESIGN)	2013-2014			Of the total amount released, amount sanctioned for creation of assets (FROM SANCTION ORDER/ SCHEME DESIGN)	
			Non-Plan	Plan			Total		Non-Plan	Plan			Total
				State Plan	State Share of CSS	CP and GOI Share of CSS				State Plan	CSS/CP		
<i>(Rupees in lakh)</i>													
17. Nilamber Pitamber University Daltonganj	Grants-in-aid to Nilamber Pitamber University for non-financed education	Normal	0.00	0.00	0.00	0.00	0.00	0.00	0.00	45.00	0.00	45.00	0.00
18. Kolhan University, Chaibasa	Grants-in-aid to Kolhan University, Chaibasa for non-financed education	TASP	0.00	50.00	0.00	0.00	50.00	0.00	0.00	85.00	0.00	85.00	0.00
19. Vinoba Bhave University, Hazaribagh	Grants-in-aid to Vinoba Bhave University, Hazaribagh for non-financed education	Normal	0.00	7,50.00	0.00	0.00	7,50.00	0.00	0.00	7,15.00	0.00	7,15.00	0.00
20. Ranchi University, Ranchi	Grants-in-aid to Ranchi University for creation of capital assets	TASP	0.00	18,23.13	0.00	0.00	18,23.13	0.00	0.00	0.00	0.00	0.00	0.00
21. Director Higher Education Jharkhand, Ranchi (#)	Grants-in-aid to Universities for Distance Education	Normal	0.00	5,37.00	2,80.00	0.00	8,17.00	0.00	0.00	0.00	0.00	0.00	0.00
		TASP	0.00	2,26.00	4,20.00	0.00	6,46.00	0.00	0.00	0.00	0.00	0.00	0.00
		SCSP	0.00	16.00	42.00	0.00	58.00	0.00	0.00	0.00	0.00	0.00	0.00
22. Sidhu Kanhu University, Dumka	Grants-in-aid to Sidhu Kanhu University for creation of capital assets and development of Campus	TASP		8,00.00	0.00	0.00	8,00.00	0.00	0.00	0.00	0.00	0.00	0.00
23. Director Higher Education Jharkhand, Ranchi (#)	Grants-in-aid to Universities for modernisation of Libraries	Normal	25.82	0.00	0.00	0.00	25.82	0.00	0.00	0.00	0.00	0.00	0.00

**APPENDIX III - GRANTS IN AID / ASSISTANCE GIVEN BY THE STATE GOVERNMENT - contd.
(INSTITUTION WISE AND SCHEME WISE)**

Recipients	Scheme	TSP/ SCSP/ Normal/ FC/ EAP	2014-2015					Of the total amount released, amount sanctioned for creation of assets (FROM SANCTION ORDER/ SCHEME DESIGN)	2013-2014			Of the total amount released, amount sanctioned for creation of assets (FROM SANCTION ORDER/ SCHEME DESIGN)	
			Non-Plan	Plan			Total		Non-Plan	Plan			Total
				State Plan	State Share of CSS	CP and GOI Share of CSS				State Plan	CSS/CP		
			<i>(Rupees in lakh)</i>								<i>(Rupees in lakh)</i>		
24. Vinoba Bhave University, Hazaribagh	Grants-in-aid to Vinoba Bhave University, Hazaribagh for upgradation of Laboratories	Normal	0.00	9,00.00	0.00	0.00	9,00.00	0.00	0.00	4,00.00	0.00	4,00.00	0.00
25. Ranchi University, Ranchi	Grants-in-aid to Ranchi University, Ranchi for upgradation of Laboratories	TASP	0.00	2,50.00	0.00	0.00	2,50.00	0.00	0.00	0.00	0.00	0.00	0.00
26. Kolhan University, Chaibasa	Grants-in-aid to Kolhan University for establishment of Women's College and development of other Colleges	TASP	0.00	7,00.00	0.00	0.00	7,00.00	0.00	0.00	0.00	0.00	0.00	0.00
27. Vinoba Bhave University, Hazaribagh	Grants-in-aid to Vinoba Bhave University for setting up of Model College	Normal	0.00	1,50.00	0.00	0.00	1,50.00	0.00	0.00	0.00	0.00	0.00	0.00
		TASP	0.00	1,50.00	0.00	0.00	1,50.00	0.00	0.00	0.00	0.00	0.00	0.00
28. Sidhu Kanhu University, Dumka	Grants-in-aid to Sidhu Kanhu University for setting up of Model College	TASP	0.00	9,50.00	0.00	0.00	9,50.00	0.00	0.00	0.00	0.00	0.00	0.00
29. Director, Jharkhand Application for Promotion - IT	Grants-in-aid to Jharkhand Agency for promotion of IT (JAP-IT)	TASP	0.00	19.77	0.00	0.00	19.77	0.00	0.00	0.00	0.00	0.00	0.00

**APPENDIX III - GRANTS IN AID / ASSISTANCE GIVEN BY THE STATE GOVERNMENT - contd.
(INSTITUTION WISE AND SCHEME WISE)**

Recipients	Scheme	TSP/ SCSP/ Normal/ FC/ EAP	2014-2015					Of the total amount released, amount sanctioned for creation of assets (FROM SANCTION ORDER/ SCHEME DESIGN)	2013-2014			Of the total amount released, amount sanctioned for creation of assets (FROM SANCTION ORDER/ SCHEME DESIGN)	
			Non-Plan	Plan			Total		Non-Plan	Plan			Total
				State Plan	State Share of CSS	CP and GOI Share of CSS				State Plan	CSS/CP		
			<i>(Rupees in lakh)</i>						<i>(Rupees in lakh)</i>				
30. Director, Jharkhand Space Application Centre, Ranchi	Grants-in-aid to Jharkhand Space Application Centre for establishment cost	TASP	0.00	0.00	0.00	0.00	0.00	0.00	0.00	50.00	0.00	50.00	0.00
		Normal	0.00	96.74	0.00	0.00	96.74	0.00	0.00	0.00	0.00	0.00	
	Grants-in-aid for U.I.D. to BPL category	Normal	0.00	0.00	0.00	0.00	0.00	0.00	0.00	23,28.00	0.00	23,28.00	0.00
31. Dy. Commissioner, Deoghar	Grants-in-aid to Deoghar Software Technology Park	Normal	0.00	0.00	0.00	0.00	0.00	0.00	0.00	1,00.00	0.00	1,00.00	0.00
32. Director, Art & Culture Department, Jharkhand, Ranchi (#)	Grants-in-aid to Cultural Institutions	Normal	0.00	1,10.00	0.00	0.00	1,10.00	0.00	0.00	85.00	0.00	85.00	0.00
		TASP	0.00	80.00	0.00	0.00	80.00	0.00	0.00	0.00	0.00	0.00	0.00
		SCSP	0.00	1,10.00	0.00	0.00	1,10.00	0.00	0.00	0.00	0.00	0.00	0.00
33. Jharkhand Council on Science and Technology, Ranchi	Grants-in-aid to Jharkhand Council on Science and Technology	Normal	0.00	8,99.80	0.00	0.00	8,99.80	0.00	0.00	2,00.00	0.00	2,00.00	0.00
		TASP	0.00	47,70.20	0.00	0.00	47,70.20	0.00	0.00	70.00	0.00	70.00	0.00
	Grants-in-aid to Technical Education Improvement Programme	Normal	0.00	2,22.00	0.00	0.00	2,22.00	0.00	0.00	0.00	2,22.00	2,22.00	0.00
		TASP	0.00	78.00	0.00	0.00	78.00	0.00	0.00	0.00	78.00	78.00	0.00
34. Principal, Birsa Institute of Technology, Meshra, Ranchi	Grants-in-aid to B.I.T., Meshra for payment of DA/ADA under MOU with Deptt.	TASP	0.00	0.00	0.00	0.00	0.00	0.00	0.00	2,00.00	0.00	2,00.00	0.00
35. Nagar Nigams in Jharkhand	Drinking Water Supply. Handpump repairing, construction of Sewerages, construction of Drainage	Normal/ TASP/ SCSP	3,72.00	38,63.67	0.00	0.00	42,35.67	0.00	1,60.00	20,93.13	0.00	22,53.13	0.00

APPENDIX III - GRANTS IN AID / ASSISTANCE GIVEN BY THE STATE GOVERNMENT - contd.
(INSTITUTION WISE AND SCHEME WISE)

Recipients	Scheme	TSP/ SCSP/ Normal/ FC/ EAP	2014-2015					Of the total amount released, amount sanctioned for creation of assets (FROM SANCTION ORDER/ SCHEME DESIGN)	2013-2014			Of the total amount released, amount sanctioned for creation of assets (FROM SANCTION ORDER/ SCHEME DESIGN)	
			Non-Plan	Plan			Total		Non-Plan	Plan			Total
				State Plan	State Share of CSS	CP and GOI Share of CSS				State Plan	CSS/CP		
<i>(Rupees in lakh)</i>													
36. Municipalities/ Nagar Panchayat/ Nagar Parishad	Drinking Water Supply, Handpump repairing, construction of Sewerages, construction of Drainage, Solid Waste Management	Normal/ TASP/ SCSP	6,18.98	72,74.24	0.00	0.00	78,93.22	0.00	2,98.11	62,87.05	0.00	65,85.16	0.00
37. Notified Area Committee	Drinking Water Supply, Handpump repairing, construction of Sewerages, construction of Drainage	Normal/ TASP/ SCSP	1,51.02	22,03.60	0.00	0.00	23,54.62	0.00	1,19.90	4,70.16	0.00	5,90.06	0.00
38. Dy. Secretary (Personnel), Director-Army Welfare Directorate and Dy. Secretary (Home)	Backward Class Commission, Sound and Light Show, Grants-in-aid, Upgradation of Libraries, Sainik Rally, Army Mela and Pension Adalat	Normal	1,16.94	0.00	0.00	0.00	1,16.94	0.00	69.00	0.00	0.00	69.00	0.00
39. Managing Director- Dy. Secretary Planning and Construction (Greater Ranchi) / Executive Engineer, Drinking Water and Sanitation Department	Share Capital, Grants-in-aid, Drinking Water Supply, Upgradation of the district	Normal/ TASP/ SCSP	0.00	10,00.00	0.00	0.00	10,00.00	0.00	0.00	1,96,25.00	0.00	1,96,25.00	0.00
40. Executive Engineer, D.W.& S. Division, Ranchi (West)	Grants-in-aid for N.R.D.W.P.	Normal	0.00	2,20,52.38	0.00	0.00	2,20,52.38	0.00	0.00	0.00	0.00	0.00	0.00
		TASP	0.00	1,20,06.23	0.00	0.00	1,20,06.23	0.00	0.00	0.00	0.00	0.00	0.00
		SCSP	0.00	56,65.43	0.00	0.00	56,65.43	0.00	0.00	0.00	0.00	0.00	0.00

**APPENDIX III - GRANTS IN AID / ASSISTANCE GIVEN BY THE STATE GOVERNMENT - contd.
(INSTITUTION WISE AND SCHEME WISE)**

Recipients	Scheme	TSP/ SCSP/ Normal/ FC/ EAP	2014-2015				Of the total amount released, amount sanctioned for creation of assets (FROM SANCTION ORDER/ SCHEME DESIGN)	2013-2014			Of the total amount released, amount sanctioned for creation of assets (FROM SANCTION ORDER/ SCHEME DESIGN)			
			Non-Plan	Plan				Total	Non-Plan	Plan		Total		
				State Plan	State Share of CSS	CP and GOI Share of CSS			State Plan	CSS/CP				
			<i>(Rupees in lakh)</i>									<i>(Rupees in lakh)</i>		
41. Director, Rajendra Institute of Medical Science, Ranchi	Grants-in-aid to Rajendra Institute of Medical Science for Establishment Cost/ Development and Upgradation	Normal	1,40,00.00	0.00	0.00	0.00	1,40,00.00	0.00	1,10,00.00	0.00	0.00	1,10,00.00	0.00	
		TASP	0.00	35,00.00	0.00	0.00	35,00.00	0.00	0.00	20,00.00	0.00	20,00.00	0.00	
		Normal	23,36.13	15,00.00	0.00	0.00	38,36.13	0.00	22,36.23	0.00	0.00	22,36.23	0.00	
		TASP	0.00	0.00	0.00	0.00	0.00	0.00	0.00	15,00.00	0.00	15,00.00	0.00	
		GIA for National Health Mission	Normal	0.00	1,55.00	0.00	0.00	1,55.00	0.00	0.00	0.00	0.00	0.00	0.00
42. Principal, Birsa Agriculture University Kanke, Ranchi	Grants-in-aid to Birsa Agriculture University	Normal	0.00	2270.57	0.00	0.00	2270.57	0.00	0.00	0.00	0.00	0.00	0.00	
		TASP	0.00	4875.44	0.00	0.00	4875.44	0.00	0.00	2264.62	0.00	22,64.62	0.00	
		TASP	0.00	0.00	0.00	0.00	0.00	0.00	0.00	200.00	0.00	2,00.00	0.00	
		Grants-in-aid to Birsa Agriculture University for Infrastructural development of R.N. Tagore Agriculture College, Deoghar	Normal	0.00	0.00	0.00	0.00	0.00	0.00	0.00	0.00	0.00	0.00	0.00
			TASP	0.00	0.00	0.00	0.00	0.00	0.00	0.00	373.18	0.00	3,73.18	0.00

APPENDIX III - GRANTS IN AID / ASSISTANCE GIVEN BY THE STATE GOVERNMENT - contd.
(INSTITUTION WISE AND SCHEME WISE)

Recipients	Scheme	TSP/ SCSP/ Normal/ FC/ EAP	2014-2015					Of the total amount released, amount sanctioned for creation of assets (FROM SANCTION ORDER/ SCHEME DESIGN)	2013-2014			Of the total amount released, amount sanctioned for creation of assets (FROM SANCTION ORDER/ SCHEME DESIGN)	
			Non-Plan	Plan			Total		Non-Plan	Plan			Total
				State Plan	State Share of CSS	CP and GOI Share of CSS			State Plan	CSS/CP			
			<i>(Rupees in lakh)</i>						<i>(Rupees in lakh)</i>				
	Grants-in-aid to Birsa Agriculture University for Salary and payment of Revised Pension to Retired Pensioners	Normal	0.00	0.00	0.00	0.00	0.00	0.00	0.00	9,50.00	0.00	9,50.00	0.00
	Grants-in-aid to Birsa Agriculture University for Plan Schemes and operational expenditure of the schemes conducted by Indian Agriculture and Research Council	TASP	0.00	0.00	0.00	0.00	0.00	0.00	0.00	2,63.17	0.00	2,63.17	0.00
	Grants-in-aid under support to State Extension Programmes	TASP	0.00	0.00	0.00	0.00	0.00	0.00	0.00	6,00.00	0.00	6,00.00	0.00
	Grants-in-aid for implementation of storage for fertiliser	Normal	0.00	0.00	0.00	0.00	0.00	0.00	0.00	2,00.00	0.00	2,00.00	0.00
	Grants-in-aid for Milk Production- Mega Scheme	TASP	0.00	0.00	0.00	0.00	0.00	0.00	0.00	2,00.00	0.00	2,00.00	0.00
	Grants-in-aid for establishment of Agricultural College	TASP	0.00	0.00	0.00	0.00	0.00	0.00	0.00	3,09.05	0.00	3,09.05	0.00
	Grants-in-aid for non salary expenditure	TASP	0.00	0.00	0.00	0.00	0.00	0.00	0.00	4,09.91	0.00	4,09.91	0.00

APPENDIX III - GRANTS IN AID / ASSISTANCE GIVEN BY THE STATE GOVERNMENT - contd.
(INSTITUTION WISE AND SCHEME WISE)

Recipients	Scheme	TSP/ SCSP/ Normal/ FC/ EAP	2014-2015				Of the total amount released, amount sanctioned for creation of assets (FROM SANCTION ORDER/ SCHEME DESIGN)	2013-2014			Of the total amount released, amount sanctioned for creation of assets (FROM SANCTION ORDER/ SCHEME DESIGN)			
			Non-Plan	Plan		Total		Non-Plan	Plan			Total		
				State Plan	State Share of CSS	CP and GOI Share of CSS			State Plan	CSS/CP				
			<i>(Rupees in lakh)</i>									<i>(Rupees in lakh)</i>		
	Grants-in-aid for salary expenditure	TASP	0.00	0.00	0.00	0.00	0.00	0.00	0.00	2,77.99	0.00	2,77.99	0.00	
	Grants-in-aid for non-plan expenditure	Normal	0.00	0.00	0.00	0.00	0.00	0.00	0.00	26,50.00	0.00	26,50.00	0.00	
	Grants-in-aid for non salary expenditure under plan head	TASP	0.00	0.00	0.00	0.00	0.00	0.00	0.00	2,92.38	0.00	2,92.38	0.00	
43. Managing Director, Seed Development Corporation Ltd.	Grants-in-aid for “Beej Vikas Nigam Ltd.”	TASP	0.00	0.00	0.00	0.00	0.00	0.00	0.00	5,00.00	0.00	5,00.00	0.00	
44. Principal, Birsa Agriculture University, Kanke, Ranchi	Grants-in-aid for construction of Hospital	TASP	0.00	0.00	0.00	0.00	0.00	0.00	0.00	1,95.35	0.00	1,95.35	0.00	
45. Dy. Director, State Bio Mission (Garden)	Grants-in-aid for State Bio Mission	Normal	0.00	1,00.00	0.00	0.00	1,00.00	0.00	0.00	1,50.00	0.00	1,50.00	0.00	
		TASP	0.00	2,60.00	0.00	0.00	2,60.00	0.00	0.00	5,50.00	0.00	5,50.00	0.00	
		SCSP	0.00	40.00	0.00	0.00	40.00	0.00	0.00	0.00	0.00	0.00	0.00	
	Grants-in-aid for State Spices Mission	Normal	0.00	1,00.00	0.00	0.00	1,00.00	0.00	0.00	50.00	0.00	50.00	0.00	
		TASP	0.00	2,60.00	0.00	0.00	2,60.00	0.00	0.00	1,50.00	0.00	1,50.00	0.00	
		SCSP	0.00	40.00	0.00	0.00	40.00	0.00	0.00	0.00	0.00	0.00	0.00	
46. District Udyan Officer	Grants-in-aid for State Herbal Mission	Normal	0.00	0.00	0.00	0.00	0.00	0.00	0.00	25.00	0.00	25.00	0.00	
		TASP	0.00	0.00	0.00	0.00	0.00	0.00	0.00	75.00	0.00	75.00	0.00	

**APPENDIX III - GRANTS IN AID / ASSISTANCE GIVEN BY THE STATE GOVERNMENT - contd.
(INSTITUTION WISE AND SCHEME WISE)**

Recipients	Scheme	TSP/ SCSP/ Normal/ FC/ EAP	2014-2015					Of the total amount released, amount sanctioned for creation of assets (FROM SANCTION ORDER/ SCHEME DESIGN)	2013-2014			Of the total amount released, amount sanctioned for creation of assets (FROM SANCTION ORDER/ SCHEME DESIGN)	
			Non-Plan	Plan			Total		Non-Plan	Plan			Total
				State Plan	State Share of CSS	CP and GOI Share of CSS				State Plan	CSS/CP		
<i>(Rupees in lakh)</i>													
47. Rural Development Officer, DRDA	Grants-in-aid under “Swaranjayanti Swarojgar Yojna”	Normal	0.00	53,10.00	0.00	0.00	53,10.00	0.00	0.00	39,20.00	0.00	39,20.00	0.00
		TASP	0.00	18,90.00	0.00	0.00	18,90.00	0.00	0.00	28,80.00	0.00	28,80.00	0.00
		SCSP	0.00	0.00	0.00	0.00	0.00	0.00	0.00	12,00.00	0.00	12,00.00	0.00
	Grants-in-aid for proportionate State Share of Central Share	Normal	0.00	0.00	0.00	0.00	0.00	0.00	0.00	5,88.00	0.00	5,88.00	0.00
		TASP	0.00	0.00	0.00	0.00	0.00	0.00	0.00	4,32.00	0.00	4,32.00	0.00
		SCSP	0.00	0.00	0.00	0.00	0.00	0.00	0.00	1,80.00	0.00	1,80.00	0.00
48. Director, Fishery Directorate, Ranchi	Grants-in-aid for establishment of JHASCOFISH	Normal	0.00	1,45.00	0.00	0.00	1,45.00	0.00	0.00	50.00	0.00	50.00	0.00
		TASP	0.00	75.00	0.00	0.00	75.00	0.00	0.00	22.00	0.00	22.00	0.00
		SCSP	0.00	35.00	0.00	0.00	35.00	0.00	0.00	8.00	0.00	8.00	0.00
49. Dy. Director, Soil Conservation, Ranchi	Grants-in-aid for Jharkhand Agriculture and Soil Management, Ranchi	TASP	0.00	5,00.00	0.00	0.00	5,00.00	0.00	0.00	5,00.00	0.00	5,00.00	0.00
50. Deputy Commissioners of concerned districts	Grants-in-aid for Non-integrated works, “Mukhyamantry Gramin Path Yojna”, Additional Central Assistance to Naxal affected districts	Normal	0.00	2,20,00.00	0.00	0.00	2,20,00.00	0.00	0.00	1,33,00.00	0.00	1,33,00.00	0.00
		TASP	0.00	3,35,00.00	0.00	0.00	3,35,00.00	0.00	0.00	2,05,00.00	0.00	2,05,00.00	0.00
		SCSP	0.00	1,25,00.00	0.00	0.00	1,25,00.00	0.00	0.00	52,00.00	0.00	52,00.00	0.00
51. Director, Agriculture, Jharkhand, Ranchi (#)	Grants-in-aid for Rashtriya Bagwani Mission	Normal	0.00	18,36.00	0.00	0.00	18,36.00	0.00	0.00	0.00	0.00	0.00	0.00
		TASP	0.00	49,64.00	0.00	0.00	49,64.00	0.00	0.00	0.00	0.00	0.00	0.00

**APPENDIX III - GRANTS IN AID / ASSISTANCE GIVEN BY THE STATE GOVERNMENT - contd.
(INSTITUTION WISE AND SCHEME WISE)**

Recipients	Scheme	TSP/ SCSP/ Normal/ FC/ EAP	2014-2015				Of the total amount released, amount sanctioned for creation of assets (FROM SANCTION ORDER/ SCHEME DESIGN)	2013-2014			Of the total amount released, amount sanctioned for creation of assets (FROM SANCTION ORDER/ SCHEME DESIGN)		
			Non-Plan	Plan		Total		Non-Plan	Plan			Total	
				State Plan	State Share of CSS				CP and GOI Share of CSS	State Plan			CSS/CP
				<i>(Rupees in lakh)</i>								<i>(Rupees in lakh)</i>	
52. Addl. Secretary, Rural Development Department, Jharkhand, Ranchi (#)	Grants-in aid for "Mahatma Gandhi Rashtriya Gramin Rojgar Guarantee Yojna"	Normal	0.00	80,85.00	7,27,65.00	0.00	8,08,50.00	0.00	0.00	63,70.00	0.00	63,70.00	0.00
		TASP	0.00	59,40.00	5,34,60.00	0.00	5,94,00.00	0.00	0.00	46,80.00	0.00	46,80.00	0.00
		SCSP	0.00	24,75.00	2,22,75.00	0.00	2,47,50.00	0.00	0.00	19,50.00	0.00	19,50.00	0.00
	Grants-in-aid for "Indira Awas Yojna"	Normal	0.00	88,20.00	0.00	2,64,60.00	3,52,80.00	3,52,80.00	0.00	80,85.00	0.00	80,85.00	0.00
		TASP	0.00	64,80.00	0.00	1,94,40.00	2,59,20.00	2,59,20.00	0.00	59,40.00	0.00	59,40.00	0.00
		SCSP	0.00	27,00.00	0.00	81,00.00	1,08,00.00	1,08,00.00	0.00	24,75.00	0.00	24,75.00	0.00
53. Rural Road Development Authority, Ranchi	Grants-in-aid for Upgradation and Strengthening of Rural Road Development Authority	Normal	0.00	2,00.00	0.00	0.00	2,00.00	2,00.00	0.00	5.00	0.00	5.00	0.00
		TASP	0.00	3,00.00	0.00	0.00	3,00.00	3,00.00	0.00	5.00	0.00	5.00	0.00
	Grants-in-aid for creation of Capital assets	Normal	0.00	0.00	0.00	0.00	0.00	0.00	0.00	25.00	0.00	25.00	0.00
		TASP	0.00	0.00	0.00	0.00	0.00	0.00	0.00	25.00	0.00	25.00	0.00
54. Dy. Director/ Dy. Registrar, Co-operative Societies, Jharkhand, Ranchi	Grants-in-aid for Managerial Aid to PACCSO/LAMPS, LAC Production, Re- imbursement to Farmers under State Insurance Scheme, Emergency Agriculture Loan, Briolers Production by Female Members, State Crop Insurance Fund, Construction of buildings	Normal	0.00	0.00	0.00	0.00	0.00	0.00	0.00	8,94.25	0.00	8,94.25	0.00
		TASP	0.00	0.00	0.00	0.00	0.00	0.00	0.00	12,34.50	0.00	12,34.50	0.00
		SCSP	0.00	0.00	0.00	0.00	0.00	0.00	0.00	5,38.70	0.00	5,38.70	0.00

APPENDIX III - GRANTS IN AID / ASSISTANCE GIVEN BY THE STATE GOVERNMENT - contd.
(INSTITUTION WISE AND SCHEME WISE)

Recipients	Scheme	TSP/ SCSP/ Normal/ FC/ EAP	2014-2015				Of the total amount released, amount sanctioned for creation of assets (FROM SANCTION ORDER/ SCHEME DESIGN)	2013-2014			Of the total amount released, amount sanctioned for creation of assets (FROM SANCTION ORDER/ SCHEME DESIGN)		
			Non-Plan	Plan				Total	Non-Plan	Plan		Total	
				State Plan	State Share of CSS	CP and GOI Share of CSS			State Plan	CSS/CP			
			<i>(Rupees in lakh)</i>										
	Grants-in-aid for Integrated Co-operative Development Project (ICDP), Youth and skill development	Normal	0.00	0.00	0.00	0.00	0.00	0.00	0.00	61.20	0.00	61.20	0.00
		TASP	0.00	0.00	0.00	0.00	0.00	0.00	0.00	1,82.00	0.00	1,82.00	0.00
		SCSP	0.00	0.00	0.00	0.00	0.00	0.00	0.00	40.00	0.00	40.00	0.00
	Grants-in-aid for premium of National Corp Insurance Fund under Agriculture Insurance and other Expenditure	Normal	0.00	2,70.00	0.00	0.00	2,70.00	0.00	0.00	0.00	0.00	0.00	0.00
		TASP	0.00	4,50.00	0.00	0.00	4,50.00	0.00	0.00	0.00	0.00	0.00	0.00
		SCSP	0.00	1,80.00	0.00	0.00	1,80.00	0.00	0.00	0.00	0.00	0.00	0.00
55. Dy. Director/ Addl. Secretary, Co-operative Department, Jharkhand, Ranchi (#)	Grants-in-aid for Information, Broadcasting, Seminar and Training	TASP	0.00	0.00	0.00	0.00	0.00	0.00	0.00	91.00	0.00	91.00	0.00
		SCSP	0.00	0.00	0.00	0.00	0.00	0.00	0.00	10.00	0.00	10.00	0.00
56. Nagar Panchayat/ Nagar Parishad/ Nagar Nigam	Grants-in-aid for Payment under 6th Pay Commission, establishment of Appealate Tribunal, Salary for Executive Officers/ Councillers and Members etc., Election of different Bodies	Normal	5,36.37	0.00	0.00	0.00	5,36.37	0.00	0.00	0.00	0.00	0.00	0.00
		TASP	0.00	3,90.75	0.00	0.00	3,90.75	0.00	0.00	0.00	0.00	0.00	0.00
	Grants-in-aid for Land acquisition, Urban Poverty Eradication Programme, JNNURM, Greater Ranchi Development	TASP	0.00	9,83.77	0.00	0.00	9,83.77	0.00	0.00	0.00	0.00	0.00	0.00

APPENDIX III - GRANTS IN AID / ASSISTANCE GIVEN BY THE STATE GOVERNMENT - contd.
(INSTITUTION WISE AND SCHEME WISE)

Recipients	Scheme	TSP/ SCSP/ Normal/ FC/ EAP	2014-2015				Of the total amount released, amount sanctioned for creation of assets (FROM SANCTION ORDER/ SCHEME DESIGN)	2013-2014			Of the total amount released, amount sanctioned for creation of assets (FROM SANCTION ORDER/ SCHEME DESIGN)			
			Non-Plan	Plan		Total		Non-Plan	Plan			Total		
				State Plan	State Share of CSS	CP and GOI Share of CSS			State Plan	CSS/CP				
			<i>(Rupees in lakh)</i>										<i>(Rupees in lakh)</i>	
57. Nagar Nigam/Nagar Palika/ Nagar Parishad/ Nagar Panchayat/ Notified Area Committee/ R.R.D.A./ Directorate of Urban Administration	Grants-in-aid for Uniform Insurance Repairing and Tool Kit to Rickshaw Pullers. Consultation Fees, Preparation of D.P.R., Salary, G.B.G. in the light of 13th Finance Commission, JUIDCO, Land Acquisition, Judicial Tribunal, SJSRY, JnNURM, Honorarium to elected Members of local bodies, Tribunal establishment charges etc.	Normal	1,62,35.53	3,12.82	0.00	0.00	1,65,48.35	0.00	52,23.72	66,41.90	0.00	1,18,65.62	0.00	
		TASP	0.00	1,00.00	0.00	0.00	1,00.00	0.00	0.00	0.00	0.00	0.00	0.00	
		TSP	0.00	1,23,34.42	0.00	0.00	1,23,34.42	0.00	0.00	38,89.10	2,68.10	41,57.20	0.00	
		Normal	0.00	18,27.69	0.00	0.00	18,27.69	0.00	0.00	0.00	0.00	0.00	0.00	
		SCSP	0.00	11,82.23	0.00	0.00	11,82.23	0.00	0.00	0.00	0.00	0.00	0.00	
		SCSP	0.00	0.00	0.00	0.00	0.00	0.00	0.00	27,95.00	0.00	27,95.00	0.00	

**APPENDIX III - GRANTS IN AID / ASSISTANCE GIVEN BY THE STATE GOVERNMENT - contd.
(INSTITUTION WISE AND SCHEME WISE)**

Recipients	Scheme	TSP/ SCSP/ Normal/ FC/ EAP	2014-2015					Of the total amount released, amount sanctioned for creation of assets (FROM SANCTION ORDER/ SCHEME DESIGN)	2013-2014			Of the total amount released, amount sanctioned for creation of assets (FROM SANCTION ORDER/ SCHEME DESIGN)	
			Non-Plan	Plan			Total		Non-Plan	Plan			Total
				State Plan	State Share of CSS	CP and GOI Share of CSS			State Plan	CSS/CP			
<i>(Rupees in lakh)</i>													
58. Dy. Secretary, Urban Development Deptt. Jharkhand, Ranchi (#)	Grants-in-aid for SJSRY, JnNURM, IHSDP, Printing and Skill development, JUIDCO, RAY/CLTC and Urban Water Supply	Normal	0.00	11,96.20	42,12.02	0.00	54,08.22	0.00	0.00	41,23.46	586.22	47,09.68	0.00
	Grants-in-aid for JnNURM, IHSDP, Water Supply Scheme, RAY- Slum free City Plan, Construction of Bus Stopage, SPMG	TASP	0.00	56,30.08	18,52.62	0.00	74,82.70	0.00	0.00	1,04,24.89	0.00	1,04,24.89	0.00
59. Secretary, State Election Commission, Jharkhand, Ranchi and District's Election Officer	Grants-in-aid for election of Local Urban Bodies	Normal	6,90.27	0.00	0.00	0.00	6,90.27	0.00	7,61.00	0.00	0.00	7,61.00	0.00
60. Director, State Rural Health Mission	Grants-in-aid for Special Central Assistance to Tribal Area sub-plan, Medical Health, Operation and Salary of Primary and Residential Schools	Normal	0.00	0.00	0.00	0.00	0.00	0.00	0.00	0.00	0.00	0.00	0.00
	Grants-in-aid for Time Extension for different establishments, TCDC, Welfare of STs.	TASP	0.00	0.00	0.00	0.00	0.00	0.00	0.00	1,04,26.25	0.00	1,04,26.25	0.00
		Normal	0.00	0.00	0.00	0.00	0.00	0.00	0.00	0.00	0.00	0.00	0.00

**APPENDIX III - GRANTS IN AID / ASSISTANCE GIVEN BY THE STATE GOVERNMENT - contd.
(INSTITUTION WISE AND SCHEME WISE)**

Recipients	Scheme	TSP/ SCSP/ Normal/ FC/ EAP	2014-2015					Of the total amount released, amount sanctioned for creation of assets (FROM SANCTION ORDER/ SCHEME DESIGN)	2013-2014			Of the total amount released, amount sanctioned for creation of assets (FROM SANCTION ORDER/ SCHEME DESIGN)	
			Non-Plan	Plan			Total		Non-Plan	Plan			Total
				State Plan	State Share of CSS	CP and GOI Share of CSS				State Plan	CSS/CP		
			<i>(Rupees in lakh)</i>										<i>(Rupees in lakh)</i>
	Grants-in-aid for Training, Co-operative Development, Operation of Primary Schools	Normal	0.00	0.00	0.00	0.00	0.00	0.00	0.00	0.00	0.00	0.00	0.00
	Grants-in-aid	Normal	0.00	0.00	0.00	0.00	0.00	0.00	0.00	0.00	0.00	0.00	0.00
	Grants-in-aid to Scheduled Caste Co-operative Development Corporation	SCSP	0.00	0.00	0.00	0.00	0.00	0.00	0.00	100.00	0.00	1,00.00	0.00
61. Dy. Secretary, Welfare Department, Jharkhand, Ranchi	Grants-in-aid for SCA to TSP / Jharkhand State Scheduled Castes Co-operative Development Corporation, Ranchi	TASP	0.00	1,31,00.00	0.00	0.00	1,31,00.00	0.00	0.00	0.00	0.00	0.00	0.00
62. Tribal Welfare Commissioner, Jharkhand, Ranchi (#)	Grants-in-aid for Commercial Training, Backward Class Development Corporation, Messo Rural Hospitals, Birsa Munda School, Bundu	TASP	0.00	27,58.82	0.00	0.00	27,58.82	0.00	0.00	1348.00	0.00	13,48.00	0.00

**APPENDIX III - GRANTS IN AID / ASSISTANCE GIVEN BY THE STATE GOVERNMENT - contd.
(INSTITUTION WISE AND SCHEME WISE)**

Recipients	Scheme	TSP/ SCSP/ Normal/ FC/ EAP	2014-2015					Of the total amount released, amount sanctioned for creation of assets (FROM SANCTION ORDER/ SCHEME DESIGN)	2013-2014			Of the total amount released, amount sanctioned for creation of assets (FROM SANCTION ORDER/ SCHEME DESIGN)		
			Non-Plan	Plan			Total		Non-Plan	Plan			Total	
				State Plan	State Share of CSS	CP and GOI Share of CSS				State Plan	CSS/CP			
				<i>(Rupees in lakh)</i>									<i>(Rupees in lakh)</i>	
	Grants-in-aid to Jharkhand Tribal Development Society, Ranchi - Jharkhand Tribal Empowerment and Livelyhood Project, Schemes run by Minority Development and Finance Corporation, Special Health Scheme to Tribals	TASP	0.00	4,50.00	0.00	0.00	4,50.00	0.00	0.00	9,50.00	0.00	9,50.00	0.00	
	Grants-in-aid to Ashram and Eklavya Schools	TASP	0.00	1,77.10	0.00	0.00	1,77.10	0.00	0.00	1,12.32	0.00	1,12.32	0.00	
	Grants-in-aid to P.T.G. Schools	Normal	0.00	0.00	0.00	0.00	0.00	0.00	0.00	12.20	0.00	12.20	0.00	
		TASP	0.00	0.00	0.00	0.00	0.00	0.00	0.00	97.60	0.00	97.60	0.00	
63. District's Welfare Officer / D.C. of different districts	Grants-in-aid for Medical assistance to OSP & TSP area / Birsa Munda School, Khunti / establishment of Samanvik Anusuchit Janjati Vikash Abhikaran / Grant to N.G.O.s.	Normal	0.00	0.00	0.00	0.00	0.00	0.00	0.00	40.00	0.00	40.00	0.00	
		TASP	0.00	2,05.29	0.00	0.00	2,05.29	0.00	0.00	40.00	0.00	40.00	0.00	

**APPENDIX III - GRANTS IN AID / ASSISTANCE GIVEN BY THE STATE GOVERNMENT - contd.
(INSTITUTION WISE AND SCHEME WISE)**

Recipients	Scheme	TSP/ SCSP/ Normal/ FC/ EAP	2014-2015				Of the total amount released, amount sanctioned for creation of assets (FROM SANCTION ORDER/ SCHEME DESIGN)	2013-2014			Of the total amount released, amount sanctioned for creation of assets (FROM SANCTION ORDER/ SCHEME DESIGN)		
			Non-Plan	Plan				Total	Non-Plan	Plan		Total	
				State Plan	State Share of CSS	CP and GOI Share of CSS				State Plan			CSS/CP
							<i>(Rupees in lakh)</i>						
64. Schools, Social Welfare Advisory Board and State Women Commission, Monitoring Cell, Old Age Home	Grants-in-aid for establishment of Schools, Operation of Blind Schools, Grant to Social Welfare Advisory Board and State Women Commission, Monitoring Cell, Old Age Home, Office establishment, ICPS, Commercial Training	Normal	0.00	0.00	0.00	0.00	0.00	0.00	0.00	0.00	0.00	0.00	0.00
	Grants-in-aid for implementation of Helpline Scheme	Normal	0.00	0.00	0.00	0.00	0.00	0.00	0.00	48.00	0.00	48.00	0.00
		TASP	0.00	0.00	0.00	0.00	0.00	0.00	0.00	52.00	0.00	52.00	0.00
	Grants-in-aid for Civil Aviation Authority	Normal	0.00	0.00	0.00	0.00	0.00	0.00	0.00	0.00	0.00	0.00	0.00
65. Deputy Commissioners of districts / Dy. Secy. Disaster Management Deptt.	Grants-in-aid for commodities distribution (Cloth distribution)	Normal	0.00	2,89.00	0.00	0.00	2,89.00	0.00	5,00.00	0.00	0.00	5,00.00	0.00
		TASP	0.00	3,06.00	0.00	0.00	3,06.00	0.00	0.00	0.00	0.00	0.00	0.00
	Welfare of Widows / Old Age Home Blind Schools / Deaf and Dumb Schools / Nari Niketan / Orphan Children / Spastic and Handicapped Children / Helpline Scheme	SCSP	0.00	2.30	0.00	0.00	2.30	0.00	0.00	0.00	0.00	0.00	0.00
	Grant to Thunder affected families, victims of Cold wave, Re-construction of damaged houses	Normal	4,06.65	0.00	0.00	0.00	4,06.65	0.00	0.00	0.00	0.00	0.00	0.00

**APPENDIX III - GRANTS IN AID / ASSISTANCE GIVEN BY THE STATE GOVERNMENT - contd.
(INSTITUTION WISE AND SCHEME WISE)**

Recipients	Scheme	TSP/ SCSP/ Normal/ FC/ EAP	2014-2015					Of the total amount released, amount sanctioned for creation of assets (FROM SANCTION ORDER/ SCHEME DESIGN)	2013-2014			Of the total amount released, amount sanctioned for creation of assets (FROM SANCTION ORDER/ SCHEME DESIGN)	
			Non-Plan	Plan			Total		Non-Plan	Plan			Total
				State Plan	State Share of CSS	CP and GOI Share of CSS			State Plan	CSS/CP			
			<i>(Rupees in lakh)</i>										
66. Director, Social Welfare cum Project Director Mahila Vikas Samittee Jharkhand, Ranchi	GIA for Mahila Vikas Samittee office	Normal	22.20	0.00	0.00	0.00	22.20	0.00	0.00	0.00	0.00	0.00	0.00
67. Dy. Secy., Social Welfare, Women and Child Development Department, Jharkhand, Ranchi	GIA for Women Commission, Jharkhand, Ranchi Jharkhand State Childrens Right Protection Commission	TASP	0.00	1,29.59	0.00	0.00	129.59	0.00	0.00	0.00	0.00	0.00	0.00
68. Asstt. Director / Section Officer, Social Welfare Directorate, Ranchi and D.S.W.O. of different districts	Grants-in-aid for operation of Monitoring Cell ICDS Project IV , Women and operation of State Resources Centre Social Welfare Advisory Board / Protection from Anti Trafficking	Normal	0.00	25,48.60	0.00	0.00	25,48.60	0.00	0.00	0.00	0.00	0.00	0.00
		TASP	0.00	26,43.07	0.00	0.00	26,43.07	0.00	0.00	0.00	0.00	0.00	0.00
69. Dy. Secy., Disaster Management Department, Ranchi	GIA for assistance to victims of flood in J&K	Normal	0.00	5,00.00	0.00	0.00	5,00.00	0.00	0.00	0.00	0.00	0.00	0.00

**APPENDIX III - GRANTS IN AID / ASSISTANCE GIVEN BY THE STATE GOVERNMENT - contd.
(INSTITUTION WISE AND SCHEME WISE)**

Recipients	Scheme	TSP/ SCSP/ Normal/ FC/ EAP	2014-2015					Of the total amount released, amount sanctioned for creation of assets (FROM SANCTION ORDER/ SCHEME DESIGN)	2013-2014			Of the total amount released, amount sanctioned for creation of assets (FROM SANCTION ORDER/ SCHEME DESIGN)	
			Non-Plan	Plan			Total		Non-Plan	Plan			Total
				State Plan	State Share of CSS	CP and GOI Share of CSS				State Plan	CSS/CP		
			<i>(Rupees in lakh)</i>								<i>(Rupees in lakh)</i>		
70. Director, Jharkhand State Implementing Agency for Cows and Buffalo Department	Grants-in-aid for Jharkhand State Implementing Agency for Cows and Buffalo Development	Normal	0.00	0.00	0.00	0.00	0.00	0.00	0.00	10.00	0.00	10.00	0.00
	Grants-in-aid for Animal Wealth, Gou Sewa Ayog	Normal	0.00	0.00	0.00	0.00	0.00	0.00	0.00	1,00.00	0.00	1,00.00	0.00
	Grants-in-aid for Creatures Welfare Board	Normal	0.00	1,00.00	0.00	0.00	1,00.00	0.00	0.00	0.00	0.00	0.00	0.00
	Grants-in-aid for Implementing of Veterinary Council in Jharkhand State	Normal	0.00	0.00	0.00	0.00	0.00	0.00	0.00	9.00	9.00	18.00	0.00
71. Director, Agriculture, Jharkhand, Ranchi	Grants-in-aid for National Agriculture Development, Technical Input Programme, Chefcutter Scheme and Seed Collection	Normal	0.00	0.00	0.00	0.00	0.00	0.00	0.00	10,48.37	37.80	10,86.17	0.00
		TASP	0.00	0.00	0.00	0.00	0.00	0.00	0.00	7,46.23	0.00	7,46.23	0.00
		SCSP	0.00	0.00	0.00	0.00	0.00	0.00	0.00	3,63.27	8,40.00	12,03.27	0.00
72. General Manager, Southern Eastern Railways	Grants-in-aid for Salary and to Railway	Normal	0.00	1,86,28.00	0.00	0.00	1,86,28.00	0.00	12,09.18	0.00	0.00	12,09.18	0.00
73. Director, Industry Department	Grants-in-aid for Share Capital	Normal	0.00	1,00.00	0.00	0.00	1,00.00	0.00	0.00	2,00.00	0.00	2,00.00	0.00

APPENDIX III - GRANTS IN AID / ASSISTANCE GIVEN BY THE STATE GOVERNMENT - contd.
(INSTITUTION WISE AND SCHEME WISE)

Recipients	Scheme	TSP/ SCSP/ Normal/ FC/ EAP	2014-2015				Of the total amount released, amount sanctioned for creation of assets (FROM SANCTION ORDER/ SCHEME DESIGN)	2013-2014			Of the total amount released, amount sanctioned for creation of assets (FROM SANCTION ORDER/ SCHEME DESIGN)		
			Non-Plan	Plan				Non-Plan	Plan			Total	
				State Plan	State Share of CSS	CP and GOI Share of CSS		Total	State Plan	CSS/CP		Total	
			<i>(Rupees in lakh)</i>							<i>(Rupees in lakh)</i>			
	BRGF/ Construction of Bus Stand/Dak Bungalow/ Office & Staff Quarter/ Assistance Grants to Panchayati Raj & Village Protection Force/ Grants for Panchayat Mahila evam Yuva Shakti Abhiyan	TASP/ SCSP/ Normal	0.00	0.00	0.00	0.00	0.00	0.00	0.00	27.56	0.00	27.56	0.00
	Grants-in-aid for creation of Capital assets	Normal	0.00	0.00	0.00	0.00	0.00	0.00	0.00	10,00.00	0.00	10,00.00	10,00.00
		TASP	0.00	0.00	0.00	0.00	0.00	0.00	0.00	10,00.00	0.00	10,00.00	10,00.00
		SCSP	0.00	0.00	0.00	0.00	0.00	0.00	0.00	5,00.00	0.00	5,00.00	5,00.00
77. Panchayati Raj Institution	Grants-in-aid as recommended by 13th Finance Commission, Backward Region Grant Fund, Integrated Action Plan	Normal	0.00	0.00	0.00	0.00	0.00	0.00	0.00	0.00	0.00	0.00	0.00
	Grants-in-aid for :Rajiv Gandhi Panchayat Sashaktikaran Abhiyan”	Normal	0.00	0.00	0.00	0.00	0.00	0.00	0.00	64.07	0.00	64.07	0.00
		TASP	0.00	0.00	0.00	0.00	0.00	0.00	0.00	27.22	0.00	27.22	0.00
		SCSP	0.00	0.00	0.00	0.00	0.00	0.00	0.00	12.22	0.00	12.22	0.00
78. Member Secretary, Jharkhand State Electricity Board	Grant-in-Aid	Normal	13,50,63.00	1,50,00.00	0.00	0.00	15,00,63.00	0.00	14,03,38.00	0.00	0.00	14,03,38.00	0.00
	Grant-in-Aid for Electrification of 251 villages through departmental level	Normal	0.00	21,70.00	0.00	0.00	21,70.00	0.00	0.00	0.00	0.00	0.00	0.00
		TASP	0.00	9,70.00	0.00	0.00	9,70.00	0.00	0.00	0.00	0.00	0.00	0.00
		SCSP	0.00	3,60.00	0.00	0.00	3,60.00	0.00	0.00	0.00	0.00	0.00	0.00

**APPENDIX III - GRANTS IN AID / ASSISTANCE GIVEN BY THE STATE GOVERNMENT - contd.
(INSTITUTION WISE AND SCHEME WISE)**

Recipients	Scheme	TSP/ SCSP/ Normal/ FC/ EAP	2014-2015					Of the total amount released, amount sanctioned for creation of assets (FROM SANCTION ORDER/ SCHEME DESIGN)	2013-2014			Of the total amount released, amount sanctioned for creation of assets (FROM SANCTION ORDER/ SCHEME DESIGN)	
			Non-Plan	Plan			Total		Non-Plan	Plan			Total
				State Plan	State Share of CSS	CP and GOI Share of CSS				State Plan	CSS/CP		
			<i>(Rupees in lakh)</i>								<i>(Rupees in lakh)</i>		
79. Jharkhand State Electricity Regulatory Commission	Grant-in-Aid for Administrative Sanction and releasing fund for “Jharkhand State Electricity Regulatory Commission”	Normal	2,28.76	0.00	0.00	0.00	2,28.76	0.00	0.00	0.00	0.00	0.00	0.00
80. Chairman, Jharkhand Renewable Energy Development Agency Ltd., Ranchi	Grant-in-Aid for Administrative Sanction and releasing fund for JREDA for Energy Conservation Fund	Normal	0.00	15,00.00	0.00	0.00	15,00.00	0.00	0.00	0.00	0.00	0.00	0.00
		TASP	0.00	22,50.00	0.00	0.00	22,50.00	0.00	0.00	0.00	0.00	0.00	0.00
		SCSP	0.00	12,50.00	0.00	0.00	12,50.00	0.00	0.00	0.00	0.00	0.00	0.00
81. Member Secretary, Jharkhand State Electricity Board, Ranchi	Grants-in-aid for “Rajiv Gandhi Electrification Scheme”	Normal	0.00	0.00	0.00	0.00	0.00	0.00	0.00	7,07.07	0.00	7,07.07	0.00
		TASP	0.00	0.00	0.00	0.00	0.00	0.00	0.00	6,49.24	0.00	6,49.24	0.00
		SCSP	0.00	0.00	0.00	0.00	0.00	0.00	0.00	3,45.67	0.00	3,45.67	0.00
82. Director, Jharkhand Silk Textile and Handicraft Development Corporation Ltd., Ranchi	Grants-in-aid for Khadi Gramodyog, Insect- keeping for basic seed, Silk Development Scheme, Weaver’s Scheme, Tasar Insect- Production and Storage, JHARCRAFT Production, Industrial and Handloom Development	Normal	0.00	24,91.89	16,45.61	0.00	41,37.50	0.00	0.00	26,43.65	0.00	26,43.65	0.00
		TASP	0.00	21,57.70	0.00	0.00	21,57.70	0.00	0.00	19,76.08	0.00	19,76.08	0.00

APPENDIX III - GRANTS IN AID / ASSISTANCE GIVEN BY THE STATE GOVERNMENT - conclud.
(INSTITUTION WISE AND SCHEME WISE)

Recipients	Scheme	TSP/ SCSP/ Normal/ FC/ EAP	2014-2015					Of the total amount released, amount sanctioned for creation of assets (FROM SANCTION ORDER/ SCHEME DESIGN)	2013-2014			Of the total amount released, amount sanctioned for creation of assets (FROM SANCTION ORDER/ SCHEME DESIGN)		
			Non-Plan	Plan			Total		Non-Plan	Plan			Total	
				State Plan	State Share of CSS	CP and GOI Share of CSS			State Plan	CSS/CP				
				<i>(Rupees in lakh)</i>								<i>(Rupees in lakh)</i>		
	Grants-in-aid for Project and Feasibility, Industrial Production, Incentive and Grant, Infrastructural Development, Pollution Control, Single Window System and establishment of new industrial units	Normal	0.00	17,75.32	7,82.18	0.00	25,57.50	0.00	0.00	33,25.99	0.00	33,25.99	0.00	
		TASP	0.00	29,40.45	0.00	0.00	29,40.45	0.00	0.00	23,02.88	0.00	23,02.88	0.00	
83. Secy., Transport Department, Jharkhand, Ranchi	Grants-in-aid for Salary	Normal	7,00.00	0.00	0.00	0.00	7,00.00	0.00	0.00	0.00	0.00	0.00	0.00	
84. Asstt. Director (Dairy Development),	Grants-in-aid for establishment of Milk Parlour, Heifer repairing, establishment of cold store for milk, Ejola Production, Electric Cheff cutter, Handy Cheff cutter, collection and distribution of fodder	Normal	0.00			0.00	0.00	0.00	0.00	0.00	0.00	0.00	0.00	
		TASP	0.00			0.00	0.00	0.00	0.00	0.00	0.00	0.00	0.00	
		SCSP	0.00			0.00	0.00	0.00	0.00	0.00	0.00	0.00	0.00	
Total			29,34,40.76	48,50,13.86	40,79,38.14	5,40,00.00	1,24,03,92.76	7,46,74.62	26,73,25.83	31,79,78.33	5,68,81.12	64,21,85.28	34,50.00	

(#) Grant-in-aid amounting to ₹ 706.28 crore and ₹ 3200.36 crore for the year 2013-14 and 2014-15 were released directly to Drawing and Disbursing Officers.

APPENDIX - IV DETAILS OF EXTERNALLY AIDED PROJECTS (*)

(Rupees in lakh)

Aid Agency	Scheme/Project	Total approved assistance		Amount received						Amount Repaid			Amount yet to be repaid	Expenditure	
		Grant	Loan	Grant			Loan			Loan			2014-15	Up to 2013-14	2014-15
				Up to 2013-14	2014-15	Total	Up to 2013-14	2014-15	Total	Up to 2013-14	2014-15	Total			
World Bank	Additional Central Assistance for Externally Aided Projects	NA	NA	10,64.46	(-)76.41 (#)	9,88.05	47,41.86	16,23.98	63,65.84	6,78.38	2,00.94	8,79.32	54,86.52	32,09.53	53.54
World Bank	Externally Aided Project for Reforms and Improvement in Vocational Training Services Rendered by Central and State	NA	NA	4,22.17	0.00	4,22.17	0.00	0.00	0.00	0.00	0.00	0.00	0.00	0.00	0.00
World Bank	National Vector Borne Disease Control Programme - Rural (Externally Aided Component)	NA	NA	84.23	0.00	84.23	0.00	0.00	0.00	0.00	0.00	0.00	0.00	0.00	0.00
World Bank	World Bank Assisted Technical Education Quality Improvement Programme (Existing and New Phase)	NA	NA	2,02.50	3,22.50	5,25.00	0.00	0.00	0.00	0.00	0.00	0.00	0.00	0.00	3,00.00
World Bank	World Bank Assisted I.C.D.S. Programme	NA	NA	17,22.00	2,91.42	20,13.42	0.00	0.00	0.00	0.00	0.00	0.00	0.00	0.00	2,59.82
World Bank	National aIDS and STD Control Programme	NA	NA	0.00	12,07.82	12,07.82	0.00	0.00	0.00	0.00	0.00	0.00	0.00	0.00	13,04.08
World Bank	National Rural Livelyhood Mission	NA	NA	0.00	57,78.87	57,78.87	0.00	0.00	0.00	0.00	0.00	0.00	0.00	0.00	0.00
World Bank	Prime Minister Gramin Sadak Yojana	NA	NA	0.00	2,07,48.00	2,07,48.00	0.00	0.00	0.00	0.00	0.00	0.00	0.00	0.00	2,42,48.49
Asian Development Bank	Jharkhand State Roads Project (Loan No. 2594-IND)	NA	8,93,60.00 (a)	0.00	0.00	0.00	4,50,18.12	1,22,58.56	5,72,76.68	0.00	14,31.92	14,31.92	5,58,44.76	2,00,33.04	1,67,00.00

Note : The necessary information is awaited from State Government (August 2015).

(*) The Appendix has been prepared from the accounts compiled on the basis of RBI transactions.

(a) State Government has intimated that US dollar (\$ 2000) has been approved as assistance by Asian Development Bank and the same has been converted into Indian rupees on the basis of exchange rate (₹ 44.68) as on 31.03.2011.

(#) Includes ₹ 1,08.91 lakh have been taken back by the Reserve Bank of India at the advice of the Ministry of Finance, Department of Expenditure, Government of India, New Delhi for adjusting the wrong credit of ₹ 76.41 lakh during the year 2013-14 and ₹ 32.50 lakh during the year 2014-15 as these amounts have been inadvertently released to Government of Jharkhand instead of Government of Himachal Pradesh.

APPENDIX V - PLAN SCHEME EXPENDITURE
A. CENTRAL SCHEMES (Centrally Sponsored Schemes and Central Plan Schemes)

(Scheme wise expenditure for the 15 Major Schemes in descending order of expenditure)

Sl. No.	GOI Scheme (CSS, CP)	State scheme under Expenditure Head of Account	Normal / Tribal Area Sub-Plan (T.S.P.) or Special Component Plan for Scheduled Castes(S.C.S.P.)	Budget Provision			Actuals 2014-15				Actuals 2013-14			
				2014-15			GOI releases	Expenditure			GOI releases	Expenditure		
				CP/GOI Share of CSS	State Share of CSS	Total Budget Provision		CP/GOI Share of CSS	State Share of CSS	Total Expenditure		CP/GOI Share of CSS	State Share of CSS	Total Expenditure
<i>(Rupees in lakh)</i>														
1	National Rural Health Mission	National Iodine Deficiency Disorder Control Programme (CPS) (c)	Normal	20.00	0.00	20.00	25.50	4.07	0.00	4.07	0.00	0.00	0.00	0.00
		Technical Advice and State Family Welfare Bureau (CPS) (c)	Normal	6,08.44	0.00	6,08.44	101.81	1,12.23	0.00	1,12.23	11,96.55	3,20.23	0.00	3,20.23
		Technical Advice and Supervision (District Family Welfare Bureau) (CPS) (c)	Normal	11,43.08	0.00	11,43.08		5,15.49	0.00	5,15.49		6,86.06	0.00	6,86.06
		A.N.M. School / L.H.V. School (CPS) (c)	Normal	5,50.02	0.00	5,50.02	33.07	1,17.90	0.00	1,17.90	3,45.63	2,39.26	0.00	2,39.26
		Family Welfare Training Centre Hazaribag (CPS) (c)	Normal	1,00.01	0.00	1,00.01	3.55	7.67	0.00	7.67	44.20	47.62	0.00	47.62
		Health Sub-Centres (CPS) (c)	Normal	99,99.93	0.00	99,99.93	5,76.83	33,41.85	0.00	33,41.85	64,30.72	53,13.23	0.00	53,13.23
		Urban Family Welfare Centre (CPS) (c)	Normal	3,00.02	0.00	3,00.02	12.32	1,02.61	0.00	1,02.61	1,51.14	1,69.00	0.00	1,69.00
		Direction (Secretariat Cell) (CPS) (c)	Normal	2.50	0.00	2.50	0.00	0.00	0.00	0.00	0.00	0.00	0.00	0.00
		National Health Mission (NHM) 75:25 (CSS)	Normal	8,00,00.00	1,55.00	8,01,55.00	0.00	3,27,84.90	1,55.00	3,29,39.90	0.00	0.00	0.00	0.00
		National Mission on AYUSH (Plantation of amla and Sahjan and Strengthening of Jharkhand state Medicinal Plant Board and District Committee) (CSS)	Normal	1,30.00	0.00	1,30.00	0.00	0.00	0.00	0.00	0.00	0.00	0.00	0.00
		National Mission on AYUSH (Chiabasa Ayurvedic Medical college and Hospital) 50:50 (CSS)	Normal\	4,75.00	2,00.00	6,75.00	0.00	0.00	0.00	0.00	0.00	0.00	0.00	0.00
		Human Resource in Health and Medical Education (ANM/GNM Schools) 85:15 (CSS)	Normal	70,13.00	17,25.00	87,38.00	0.00	1,45.86	0.00	1,45.86	0.00	0.00	0.00	0.00
		Human Resource in Health and Medical Education (P.G. Courses in Medical Colleges) 50:50 (CSS)	Normal	16,51.75	1,46.50	17,98.25	0.00	0.00	0.00	0.00	0.00	0.00	0.00	0.00
Total				10,19,93.75	22,26.50	10,42,20.25	7,53.08	3,71,32.58	1,55.00	3,72,87.58	81,68.24	67,75.40	0.00	67,75.40

(c) GOI sanction / release is under CSS, but provision has been made under CPS in the State Budget.

APPENDIX V - PLAN SCHEME EXPENDITURE - contd.
A. CENTRAL SCHEMES (Centrally Sponsored Schemes and Central Plan Schemes) - contd.

(Scheme wise expenditure for the 15 Major Schemes in descending order of expenditure)

Sl. No.	GOI Scheme (CSS, CP)	State scheme under Expenditure Head of Account	Normal / Tribal Area Sub-Plan (T.S.P.) or Special Component Plan for Scheduled Castes(S.C.S.P.)	Budget Provision			Actuals 2014-15				Actuals 2013-14			
				2014-15			GOI releases	Expenditure			GOI releases	Expenditure		
				CP/GOI Share of CSS	State Share of CSS	Total Budget Provision		CP/GOI Share of CSS	State Share of CSS	Total Expenditure		CP/GOI Share of CSS	State Share of CSS	Total Expenditure
<i>(Rupees in lakh)</i>														
2	Integrated Child Development Scheme (ICDS)	Integrated Child Development Scheme (including 204 integrated Child Development Projects and 20 District Programme Offices) (CSS)	Normal	2,13,84.00	23,76.00	2,37,60.00	4,69,04.30	1,13,68.67	7,71.44	1,21,40.11	4,99,30.46	1,24,48.26	14,31.15	1,38,79.41
			Uniform for Anganbari Sevika/ Sahayika (CSS)	Normal	1,38.00	46.00		1,84.00	1,38.07	45.88		1,83.95	1,11.11	44.19
		T.S.P.		1,50.00	50.00	2,00.00		1,49.42	49.22	1,98.64		1,18.05	49.27	1,67.32
		Medicine Kits (CSS)	Normal	1,99.00	22.00	2,21.00		1,29.92	21.18	1,51.10		56.54	0.00	56.54
			T.S.P.	2,15.00	24.00	2,39.00	1,13.60	12.03	1,25.63	1,23.46	0.00	1,23.46		
		World Bank Assisted ICDS Project - IV (CSS) (\$)	Normal	16,68.00	1,86.00	18,54.00	2,91.42	1,09.85	27.07	1,36.92	16,68.00	5.19	5.41	10.60
			T.S.P.	18,06.00	2,00.00	20,06.00		1,19.39	3.52	1,22.91		0.00	70.85	70.85
Total				2,55,60.00	29,04.00	2,84,64.00	4,71,95.72	1,21,28.92	9,30.34	1,30,59.26	5,15,98.46	1,28,62.61	16,00.87	1,44,63.48
3	National Scheme for Modernisation of Police and Other Forces	Modernisation of Police and building construction (CSS)	Normal	15,23.72	25,61.70	40,85.42	17,62.61	15,23.72	25,19.98	40,43.70	0.00	0.00	0.00	0.00
		Purchase of Different Equipment for Modernisation of Police (CSS)	Normal	12,00.00	7,48.30	19,48.30		1,00.00	6,06.61	7,06.61		0.00	0.00	0.00
	Total				27,23.72	33,10.00	60,33.72	17,62.61	16,23.72	31,26.59	47,50.31	0.00	0.00	0.00
4	National Mission on Agriculture Extension and Technology	National Mission on Agriculture Extension and Technology (CSS) (d)	Normal	20,00.00	2,50.00	22,50.00	3,57.76	9,62.92	2,00.91	11,63.83	0.00	0.00	0.00	0.00
			T.S.P.	39,50.00	3,80.00	43,30.00		6,94.82	3,80.00	10,74.82		0.00	0.00	0.00
			S.C.S.P.	6,50.00	70.00	7,20.00		2,46.83	50.92	2,97.75		0.00	0.00	0.00
Total				66,00.00	7,00.00	73,00.00	3,57.76	19,04.57	6,31.83	25,36.40	0.00	0.00	0.00	0.00

(S) It was linked with a separate GOI Scheme 'World Bank ICDS for Project' in the year 2013-14.

(d) GOI sanction / release is under CPS, but provision has been made under CSS in the State Budget.

APPENDIX V - PLAN SCHEME EXPENDITURE - contd.
A. CENTRAL SCHEMES (Centrally Sponsored Schemes and Central Plan Schemes) - contd.

(Scheme wise expenditure for the 15 Major Schemes in descending order of expenditure)

Sl. No.	GOI Scheme (CSS, CP)	State scheme under Expenditure Head of Account	Normal / Tribal Area Sub-Plan (T.S.P.) or Special Component Plan for Scheduled Castes(S.C.S.P.)	Budget Provision			Actuals 2014-15				Actuals 2013-14			
				2014-15			GOI releases	Expenditure			GOI releases	Expenditure		
				CP/GOI Share of CSS	State Share of CSS	Total Budget Provision		CP/GOI Share of CSS	State Share of CSS	Total Expenditure		CP/GOI Share of CSS	State Share of CSS	Total Expenditure
<i>(Rupees in lakh)</i>														
5	Catalytic Development Programme under Sericulture	Matching Grant for Development of Sericulture Scheme under Central Project (90:10) (CSS)	Normal	80,00.00	8,00.00	88,00.00	16,99.97	16,32.61	7,35.92	23,68.53	0.00	0.00	0.00	0.00
Total				80,00.00	8,00.00	88,00.00	16,99.97	16,32.61	7,35.92	23,68.53	0.00	0.00	0.00	0.00
6	National Urban Livelihood Mission	Grants-in-aid for National Urban Livelihood Mission (NULM) (CSS)	Normal	33,75.00	11,25.00	45,00.00	10,12.55	6,35.91	4,00.00	10,35.91	0.00	0.00	0.00	0.00
			T.S.P.	11,25.00	15,00.00	26,25.00		0.00	5,00.00	5,00.00		0.00	0.00	0.00
			S.C.S.P.	45,00.00	3,75.00	48,75.00		3,76.64	2,00.00	5,76.64		0.00	0.00	0.00
Total				90,00.00	30,00.00	1,20,00.00	10,12.55	10,12.55	11,00.00	21,12.55	0.00	0.00	0.00	0.00
7	Scheme for Educational Development of Other Backward Classes at Denotified, NOMADIC	Post-matric Technical Scholarship (OBC) (CPS)	Normal	9,00.00	0.00	9,00.00	20,98.53	8,99.02	0.00	8,99.02	24,60.00	21,49.21	0.00	21,49.21
			T.S.P.	11,00.00	0.00	11,00.00		10,99.87	0.00	10,99.87		19,13.37	0.00	19,13.37
		Pre-matric Scholarship for OBCs (CPS)	Normal	60.00	0.00	60.00	1,92.90	0.00	0.00	0.00	0.00	0.00	0.00	0.00
			T.S.P.	90.00	0.00	90.00		0.00	0.00	0.00		0.00	0.00	
		Pre-matric Scholarship for OBCs (CSS)	Normal	60.00	60.00	1,20.00		28.48	20.51	48.99		0.00	0.00	0.00
			T.S.P.	40.00	40.00	80.00		31.34	20.23	51.57		0.00	0.00	0.00
Total				22,50.00	1,00.00	23,50.00	22,91.43	20,58.71	40.74	20,99.45	24,60.00	40,62.58	0.00	40,62.58
8	Economic Census	Conduction of 6th Economic Census (CPS)	Normal	7,45.20	0.00	7,45.20	17,31.49	7,45.20	0.00	7,45.20	0.00	0.00	0.00	0.00
			T.S.P.	7,28.73	0.00	7,28.73		7,28.68	0.00	7,28.68		0.00	0.00	0.00
Total				14,73.93	0.00	14,73.93	17,31.49	14,73.88	0.00	14,73.88	0.00	0.00	0.00	0.00
9	Social Security for Un-organised Workers Including Rashtriya Swasthaya	National Health Insurance Scheme (CSS)	Normal	25,40.00	8,00.00	33,40.00	5,51.30	0.00	5,00.93	5,00.93	0.00	0.00	0.00	0.00
			T.S.P.	25,40.00	8,00.00	33,40.00		0.00	6,99.88	6,99.88		0.00	0.00	0.00
			S.C.S.P.	9,20.00	4,00.00	13,20.00		0.00	1,94.72	1,94.72		0.00	0.00	0.00
Total				60,00.00	20,00.00	80,00.00	5,51.30	0.00	13,95.53	13,95.53	0.00	0.00	0.00	0.00

APPENDIX V - PLAN SCHEME EXPENDITURE - contd.
A. CENTRAL SCHEMES (Centrally Sponsored Schemes and Central Plan Schemes) - contd.

(Scheme wise expenditure for the 15 Major Schemes in descending order of expenditure)

Sl. No.	GOI Scheme (CSS, CP)	State scheme under Expenditure Head of Account	Normal / Tribal Area Sub-Plan (T.S.P.) or Special Component Plan for Scheduled Castes(S.C.S.P.)	Budget Provision			Actuals 2014-15				Actuals 2013-14				
				2014-15			GOI releases	Expenditure			GOI releases	Expenditure			
				CP/GOI Share of CSS	State Share of CSS	Total Budget Provision		CP/GOI Share of CSS	State Share of CSS	Total Expenditure		CP/GOI Share of CSS	State Share of CSS	Total Expenditure	
<i>(Rupees in lakh)</i>															
10	National Afforestation Programme (National Mission for Green India) (CPS) (e) (National Mission for Green India) (#)	National Afforestation Programme (National Mission for Green India) (CPS) (e)	Normal	3,40.00	0.00	3,40.00	3,03.03	3,40.00	0.00	3,40.00	2,54.88	0.00	0.00	0.00	
			S.C.S.P.	2,60.00	0.00	2,60.00		2,60.00	0.00	2,60.00		0.00	0.00	0.00	
		National Afforestation Programme (National Mission for Green India) (CSS)	Normal	4,50.00	1,50.00	6,00.00		0.00	0.00	0.00		0.00	0.00	0.00	0.00
			S.C.S.P.	1,50.00	50.00	2,00.00		0.00	0.00	0.00		0.00	0.00	0.00	0.00
		Intensification of Forest Management (75:25) (CSS)	Normal	3,26.68	1,08.89	4,35.57		2,18.92	1,08.89	3,27.81		6,63.52	1,62.45	8,25.17	
			S.C.S.P.	45.08	6.16	51.24		2.39	0.79	3.18		0.00	0.00	0.00	
World Bank Aided Co-partner (Forest Management) (SP)	Normal	0.00	0.00	0.00	0.00	0.00	0.00	0.00	0.00	0.00	6.11	6.11			
Total				15,71.76	3,15.05	18,86.81	3,03.03	8,21.31	1,09.68	9,30.99	2,54.88	6,63.52	1,68.56	8,32.08	
11	Multi-Sectoral Development Programme for Minorities in selected Minority Concentration Districts	Multi-Sectoral Development for Minorities (CPS) (e)	Normal	38,16.50	0.00	38,16.50	5,98.63	40.50	0.00	40.50	0.00	0.00	0.00	0.00	
			T.S.P.	10,00.00	0.00	10,00.00		7,01.52	0.00	7,01.52	22,83.19	42,25.10	7,00.00	49,25.10	
		Multi-Sectoral Development for Minorities (CSS)	Normal	2,00.00	2,00.00	4,00.00		0.00	1,12.36	1,12.36	0.00	0.00	0.00	0.00	
			T.S.P.	2,00.00	2,00.00	4,00.00		0.00	10.64	10.64	0.00	0.00	0.00	0.00	
Total				52,16.50	4,00.00	56,16.50	5,98.63	7,42.02	1,23.00	8,65.02	22,83.19	42,25.10	7,00.00	49,25.10	
12	Post Matric Scholarship for Minorities	Post-entrance Technical Scholarship (CPS)	T.S.P.	14,00.00	0.00	14,00.00	1.17	6,73.68	0.00	6,73.68	6,70.69	6,58.62	0.00	6,58.62	
Total				14,00.00	0.00	14,00.00	1.17	6,73.68	0.00	6,73.68	6,70.69	6,58.62	0.00	6,58.62	
13	Scheme for Development of Scheduled Caste	Post-matric Technical Scholarship (SC) (CPS) (e)	S.C.S.P.	14,00.00	0.00	14,00.00	9,00.00	4,70.74	0.00	4,70.74	0.00	0.00	0.00	0.00	
Total				14,00.00	0.00	14,00.00	9,00.00	4,70.74	0.00	4,70.74	0.00	0.00	0.00	0.00	

(#) Formerly it was known as 'Afforestation and Forest Management'.

(e) GOI sanction / release is under CSS, but provision has been made under CPS in the State Budget.

APPENDIX V - PLAN SCHEME EXPENDITURE - contd.
A. CENTRAL SCHEMES (Centrally Sponsored Schemes and Central Plan Schemes) - conclud.

(Scheme wise expenditure for the 15 Major Schemes in descending order of expenditure)

Sl. No.	GOI Scheme (CSS, CP)	State scheme under Expenditure Head of Account	Normal / Tribal Area Sub-Plan (T.S.P.) or Special Component Plan for Scheduled Castes(S.C.S.P.)	Budget Provision			Actuals 2014-15				Actuals 2013-14			
				2014-15			GOI releases	Expenditure			GOI releases	Expenditure		
				CP/GOI Share of CSS	State Share of CSS	Total Budget Provision		CP/GOI Share of CSS	State Share of CSS	Total Expenditure		CP/GOI Share of CSS	State Share of CSS	Total Expenditure
<i>(Rupees in lakh)</i>														
14	National Scheme of Welfare of Fishermen	Construction of House for Fishermen (50:50) (CPS)	Normal	9,00.00	0.00	9,00.00	1,81.79	0.00	0.00	0.00	0.00	0.00	0.00	0.00
			T.S.P.	5,00.00	0.00	5,00.00		0.00	0.00	0.00		0.00	0.00	
			S.C.S.P.	2,00.00	0.00	2,00.00		0.00	0.00	0.00		0.00	0.00	
		Construction of House for Fishermen (50:50) (CSS) (d)	Normal	4,50.00	4,50.00	9,00.00	0.00	87.00	87.00	1,74.00	1,75.00	92.50	67.50	1,60.00
			T.S.P.	2,50.00	2,50.00	5,00.00		0.00	0.00	0.00		80.00	60.00	1,40.00
			S.C.S.P.	1,00.00	1,00.00	2,00.00		84.75	90.75	1,75.50		46.20	30.00	76.20
Total				24,00.00	8,00.00	32,00.00	1,81.79	1,71.75	1,77.75	3,49.50	1,75.00	2,18.70	1,57.50	3,76.20
15	Technical Education Quality Improvement Programme (Existing and New Phase) (EAP)	Grants-in-aid for Quality Improvement Programme in Technical Education under Externally Aided Scheme (SP) (f)	Normal	0.00	2,22.00	2,22.00	3,22.50	0.00	2,22.00	2,22.00	0.00	0.00	0.00	0.00
			T.S.P.	0.00	78.00	78.00		0.00	78.00	78.00		0.00	0.00	0.00
Total				0.00	3,00.00	3,00.00	3,22.50	0.00	3,00.00	3,00.00	0.00	0.00	0.00	0.00

(d) GOI sanction / release is under CPS, but provision has been made both under CPS and CSS in the State Budget.

(f) GOI sanction / release is under CSS, but provision has been made under State Plan in the State Budget.

1. Gross Budget provision and actual expenditure incurred under Tribal Area Sub-plan, Special Component Plan for Scheduled Castes and Normal for the year 2014-15 are given below:-

Nature	Gross Budget Provision	Actual Expenditure
<i>(Rupees in lakh)</i>		
2014-15		
Tribal Area Sub-Plan	2,54,48.63	47,53.03
Special Plan Component for Scheduled Castes	99,66.17	32,80.04
Normal	17,90,94.76	6,70,29.63

APPENDIX V - PLAN SCHEME EXPENDITURE - contd.

B. STATE PLAN SCHEMES

(Scheme wise expenditure with budget for the major 31 schemes in descending order of expenditure)

(Rupees in lakh)

State Scheme	Plan Outlay (@)		Normal, Tribal Area Sub plan or Special Component Plan for Scheduled Caste	Budget Allocation		Expenditure	
	2014-15	2013-14		2014-15	2013-14	2014-15	2013-14
Major roads			Normal	8,80,00.00	6,15,00.00	7,37,52.00	5,04,97.42
			TSP	10,42,00.00	6,80,00.00	10,42,00.00	7,05,86.31
	Total			19,22,00.00	12,95,00.00	17,79,52.00	12,10,83.73
Loans to Jharkhand State Electricity Board for Transmission			Normal	4,21,27.92	3,50,84.56	4,21,27.92	1,08,71.38
			TSP	1,76,66.55	1,47,12.88	1,76,66.55	45,58.96
			SCSP	81,53.79	67,90.56	81,53.79	21,04.14
Total			6,79,48.26	5,65,88.00	6,79,48.26	1,75,34.48	
Sarva Siksha Abhiyan			Normal	2,26,60.00	2,06,00.00	2,26,60.00	96,82.00
			TSP	2,43,59.50	2,21,45.00	2,43,59.50	1,04,08.15
			SCSP	96,30.50	87,55.00	96,30.50	41,14.85
Total			5,66,50.00	5,15,00.00	5,66,50.00	2,42,05.00	
Minimum Needs Programmes- Construction of Rural Roads			Normal	2,89,00.00	2,45,52.00	70,40.61	2,19,90.74
			TSP	3,66,00.00	2,69,88.00	3,84,71.49	2,53,19.27
			SCSP	68,00.00	40,60.00	66,29.22	29,12.83
Total			7,23,00.00	5,56,00.00	5,21,41.32	5,02,22.84	
Indira Gandhi National Old Age Pension Scheme			Normal	2,14,56.96	1,51,12.76	1,82,76.88	1,02,83.93
			TSP	2,41,39.08	2,06,81.00	2,24,68.03	1,48,77.43
			SCSP	80,46.36	69,78.44	66,99.93	44,53.00
Total			5,36,42.40	4,27,72.20	4,74,44.84	2,96,14.36	
Assistance Grants to Railway for construction of various Railway Projects in Jharkhand State			Normal	1,86,18.00	0.00	1,86,18.00	0.00
			TSP	2,80,00.00	0.00	2,80,00.00	0.00
	Total			4,66,18.00	0.00	4,66,18.00	0.00

(@) Scheme-wise approved Plan outlay in not available (August 2015).

APPENDIX V - PLAN SCHEME EXPENDITURE - contd.

B. STATE PLAN SCHEMES - contd.

(Scheme wise expenditure with budget for the major 31 schemes in descending order of expenditure)

(Rupees in lakh)

State Scheme	Plan Outlay (@)		Normal, Tribal Area Sub plan or Special Component Plan for Scheduled Caste	Budget Allocation		Expenditure	
	2014-15	2013-14		2014-15	2013-14	2014-15	2013-14
National Rural Employment Guarantee Act			Normal	1,90,85.00	63,70.00	1,46,76.74	63,70.00
			TSP	2,34,40.00	46,80.00	2,02,01.28	46,80.00
			SCSP	92,90.00	19,50.00	79,40.53	19,50.00
Total				5,18,15.00	1,30,00.00	4,28,18.55	1,30,00.00
Special State share to Sarva Siksha Abhiyan under the recommendation of 13th Finance Commission			Normal	1,47,60.00	1,43,60.00	1,47,60.00	0.00
			TSP	1,58,67.00	1,54,37.00	1,58,67.00	0.00
			SCSP	62,73.00	61,03.00	62,73.00	0.00
Total				3,69,00.00	3,59,00.00	3,69,00.00	0.00
Additional Central Assistance (ACA) for LWE Affected Districts			Normal	1,76,00.00	68,00.00	1,08,00.00	68,00.00
			TSP	2,63,00.00	85,00.00	1,78,00.00	85,00.00
			SCSP	85,19.04	17,00.00	68,19.04	17,00.00
Total				5,24,19.04	1,70,00.00	3,54,19.04	1,70,00.00
Mukhyamantri Khadyann Sahayata Yojana			Normal	1,09,21.70	1,07,77.86	1,05,09.61	1,04,20.36
			TSP	2,08,82.45	2,06,06.31	2,01,02.63	1,65,04.27
			SCSP	47,52.70	46,89.56	43,65.85	44,51.75
Total				3,65,56.85	3,60,73.73	3,49,78.09	3,13,76.38
Chief Minister Village Bridge Scheme			Normal	1,47,00.00	2,12,58.95	1,46,14.44	2,22,50.74
			TSP	1,68,00.00	1,94,49.02	1,66,83.91	85,78.25
			SCSP	35,00.00	70,82.50	33,91.16	62,42.63
Total				3,50,00.00	4,77,90.47	3,46,89.51	3,70,71.62

APPENDIX V - PLAN SCHEME EXPENDITURE - contd.

B. STATE PLAN SCHEMES - contd.

(Scheme wise expenditure with budget for the major 31 schemes in descending order of expenditure)

(Rupees in lakh)

State Scheme	Plan Outlay (@)		Normal, Tribal Area Sub plan or Special Component Plan for Scheduled Caste	Budget Allocation		Expenditure	
	2014-15	2013-14		2014-15	2013-14	2014-15	2013-14
BOT (ANNUITY) Annuity Payment of BOT (Annuity) Project			TSP	3,17,00.47	2,75,87.06	3,07,48.87	2,75,87.06
			Normal	1,47,69.97	0.00	19,49.17	0.00
AIBP and other Programmes of Water Resources (Central Share)			TSP	3,37,99.00	0.00	2,66,46.23	0.00
			SCSP	21,25.00	0.00	1,05.25	0.00
Total				5,06,93.97	0.00	2,87,00.65	0.00
			Normal	2,45,00.00	44,47.00	1,63,24.00	44,47.00
Backward Region Grants Fund (Additional Central Assistance)			TSP	1,53,00.00	19,61.00	82,68.00	19,61.00
			SCSP	52,00.00	8,49.00	35,83.00	8,49.00
Total				4,50,00.00	72,57.00	2,81,75.00	72,57.00
			Normal	30,37.50	0.00	2,00,53.49	0.00
Building Construction at the Block Level under the Recommendation of 13th Finance Commission			TSP	37,12.50	0.00	36,49.46	0.00
Total				67,50.00	0.00	2,37,02.95	0.00
			Normal	96,85.00	92,25.00	93,14.58	69,56.16
Special Scheme for distribution of Nutritious Food for Family and Child Welfare			TSP	1,13,40.00	1,08,00.00	1,12,53.96	88,61.19
			SCSP	26,00.00	24,75.00	24,37.71	17,14.26
Total				2,36,25.00	2,25,00.00	2,30,06.25	1,75,31.61
			Normal	80,50.00	0.00	68,51.30	0.00
Distribution of Dhoti Saree Scheme to B.P.L. Families			TSP	1,15,00.00	0.00	1,13,23.35	0.00
			SCSP	34,50.00	0.00	26,57.17	0.00
Total				2,30,00.00	0.00	2,08,31.82	0.00

APPENDIX V - PLAN SCHEME EXPENDITURE - contd.

B. STATE PLAN SCHEMES - contd.

(Scheme wise expenditure with budget for the major 31 schemes in descending order of expenditure)

(Rupees in lakh)

State Scheme	Plan Outlay (@)		Normal, Tribal Area Sub plan or Special Component Plan for Scheduled Caste	Budget Allocation		Expenditure	
	2014-15	2013-14		2014-15	2013-14	2014-15	2013-14
National Rural Drinking Water Programme			Normal	1,48,33.40	79,00.00	1,30,38.57	79,00.00
			TSP	1,67,10.00	93,00.00	29,26.29	93,00.00
			SCSP	34,67.79	6,00.00	32,05.81	6,00.00
Total				3,50,11.19	1,78,00.00	1,91,70.67	1,78,00.00
Indira Gandhi National Widow Pension Scheme			Normal	74,16.00	67,98.00	70,10.08	60,12.09
			TSP	85,24.46	84,16.00	78,12.25	71,08.35
			SCSP	29,65.30	25,95.60	27,15.93	23,51.53
Total				1,89,05.76	1,78,09.60	1,75,38.26	1,54,71.97
Major Roads- Loans from the Asian Development Bank for widening and strengthening up to 2-4 lane of State Highways			Normal	30,00.00	20,00.00	30,00.00	18,93.23
			TSP	1,37,00.00	2,04,40.00	1,37,00.00	1,81,39.81
Total				1,67,00.00	2,24,40.00	1,67,00.00	2,00,33.04
Construction of Aganbari Kendra Bhawan under the recommendation of 13th Finance Commission			Normal	1,08,00.00	54,00.00	76,24.87	48,62.96
			TSP	1,08,00.00	54,00.00	80,14.46	54,00.00
Total				2,16,00.00	1,08,00.00	1,56,39.33	1,02,62.96
Advisory and other works (including new technique)-Grants for support to successor company of J.S.E.B.			Normal	1,50,00.00	0.00	1,50,00.00	0.00
Bridges			Normal	1,07,11.00	70,00.00	53,01.02	60,77.03
			TSP	95,00.00	1,04,00.00	93,11.67	65,45.30
Total				2,02,11.00	1,74,00.00	1,46,12.69	1,26,22.33

APPENDIX V - PLAN SCHEME EXPENDITURE - contd.

B. STATE PLAN SCHEMES - contd.

(Scheme wise expenditure with budget for the major 31 schemes in descending order of expenditure)

(Rupees in lakh)

State Scheme	Plan Outlay (@)		Normal, Tribal Area Sub plan or Special Component Plan for Scheduled Caste	Budget Allocation		Expenditure	
	2014-15	2013-14		2014-15	2013-14	2014-15	2013-14
Grants-in-aid to Urban Local Bodies (ULBs) for Urban Transport System			Normal	52,15.00	32,00.00	52,15.00	32,00.00
			TSP	71,25.00	27,00.00	71,25.00	26,09.67
			SCSP	20,60.00	16,00.00	20,60.00	15,40.00
Total				1,44,00.00	75,00.00	1,44,00.00	73,49.67
Swarnarekha Project			TSP	1,75,00.00	9,40,00.00	1,27,35.00	3,73,32.45
			SCSP	30,00.00	4,35,00.00	0.00	0.00
	Total			2,05,00.00	13,75,00.00	1,27,35.00	3,73,32.45
Antyoday Anna Yojana			Normal	34,72.47	33,88.50	32,79.59	33,28.85
			TSP	73,26.60	71,50.60	70,04.67	67,20.42
			SCSP	16,13.66	15,74.76	14,68.08	14,47.50
Total				1,24,12.73	1,21,13.86	1,17,52.34	1,14,96.77
Completion of on-going JNNURM Projects			Normal	60,00.00	0.00	60,00.00	0.00
			TSP	55,00.00	0.00	55,00.00	0.00
	Total			1,15,00.00	0.00	1,15,00.00	0.00
Grants-in-aid to ULBs for Civic Amenities			Normal	34,00.00	0.00	34,00.00	0.00
			TSP	73,00.00	0.00	73,00.00	0.00
			SCSP	8,00.00	0.00	8,00.00	0.00
Total				1,15,00.00	0.00	1,15,00.00	0.00
Education- Grants for Special Central Assistance under Tribal Area Sub-Plan			TSP	1,30,00.00	1,27,14.00	1,13,17.11	1,27,14.00
Rashtriya Krishi Vikas Yojana			Normal	1,06,46.00	1,17,17.84	56,82.87	71,83.03
			TSP	1,77,94.00	1,36,12.17	46,99.44	63,07.31
			SCSP	28,64.00	13,79.21	68.25	3,88.68
Total				3,13,04.00	2,67,09.22	1,04,50.56	1,38,79.02

APPENDIX V - PLAN SCHEME EXPENDITURE - contd.

B. STATE PLAN SCHEMES - contd.

(Scheme wise expenditure with budget for the major 31 schemes in descending order of expenditure)

(Rupees in lakh)

State Scheme	Plan Outlay (@)		Normal, Tribal Area Sub plan or Special Component Plan for Scheduled Caste	Budget Allocation		Expenditure	
	2014-15	2013-14		2014-15	2013-14	2014-15	2013-14
			Normal	30,00.00	45,00.00	30,00.00	45,00.00
Mukhyamantri Gramin Path Yojana			TSP	50,01.00	90,00.00	50,00.00	80,48.00
			SCSP	20,00.00	15,00.00	20,00.00	14,52.00
	Total			1,00,01.00	1,50,00.00	1,00,00.00	1,40,00.00
	GRAND TOTAL			1,12,48,63.67	82,58,55.14	97,10,41.11	55,24,46.29

Government of Jharkhand has spent ₹ 99,52,20.43 lakh and ₹ 1,50,10,52.44 lakh on State Plan Schemes in the year 2013-14 and 2014-15 respectively from the funds available in Consolidated Fund of the State. However, Government of India has also released grants towards State Plan to augment state resources for certain schemes. The details are given below :-

State Plan Grants details :-

Sl. No.	Name of Scheme	Releases
	Block Grants	<i>(Rupees in lakh)</i>
1	Normal Central Assistance for States Annual Plan 2014-15	4,01,50.88
2	Additional Central Assistance	
	a. ACA For LWE Affected Districts	3,40,00.00
	b. National Social Assistance Programme including Annapurna	2,18,99.13
	c. National e Governance Action Plan	26,74.72

APPENDIX V - PLAN SCHEME EXPENDITURE - contd.
B. STATE PLAN SCHEMES - contd.

State Plan Grants details - contd.

Sl. No.	Name of Scheme	Releases
Block Grants - conclud.		<i>(Rupees in lakh)</i>
2	Additional Central Assistance - conclud.	
	d. Additional Central Assistance for Externally Aided Projects	(-) 76.41(@)
	e. Rajiv Awas Yojna (Including JNNURM part of MOHUPA)	60,77.37
	f. Rashtriya Krishi Vikas Yojana	1,53,15.00
	g. For other Projects	41,15.75
	h. Backward Regions Grant Fund (District Component)	2,81,75.00
	i. Accelerated Irrigation Benefits Programme (AIBP) and Flood Management Programme (Merging AIBP)	34,98.32
	Sub Total	11,57,55.29

Grants against external assistance received in kind

1	Additional Central Assistance to EAP	0.00
---	--------------------------------------	------

Other Grants for State Plan schemes

1	Sarva shiksha Abhiyan (SSA)	7,64,21.18
2	National Rural Employment Guarantee Act (MGNREGA)	7,24,33.41

(@) Includes ₹ 1,08.91 lakh have been taken back by the Reserve Bank of India at the advice of the Ministry of Finance, Department of Expenditure, Government of India, New Delhi for adjusting the wrong credit of ₹ 76.41 lakh during the year 2013-14 and ₹ 32.50 lakh during the year 2014-15 as these amounts have been inadvertently released to Government of Jharkhand instead of Government of Himachal Pradesh.

APPENDIX V - PLAN SCHEME EXPENDITURE - contd.
B. STATE PLAN SCHEMES - contd.

State Plan Grants details- contd.		
Sl. No.	Name of Scheme	Releases
Other Grants for State Plan schemes- contd.		<i>(Rupees in lakh)</i>
3	National Health Mission Including NRHM	3,26,32.12
4	Pradhan Mantri Gramin Sadak Yojana (PMGSY)	2,49,48.49
5	National Programme of Nutritional support to Primary Education (MDMs)	2,15,08.92
6	Indira Awas Yojana (IAY)	2,10,30.14
7	National Rural Drinking Water Programme (NRDWP)	1,98,24.49
8	Rashtriya Madhyamik Shiksha Abhiyan (RMSA)	1,11,20.31
9	TSP 2 Grant In Aid	98,73.00
10	Tribal Area Sub Plan	95,71.11
11	National Rural Livelihood Mission (NRLM)	67,08.30
12	Umbrella Scheme for Educational of ST Students	65,40.23
13	National Horticultural Mission	50,09.35
14	National Mission on Sustainable Agriculture	25,50.69
15	National Food Security Mission (Restructure)	23,34.49
16	Swachh Bharat Abhiyan	23,05.22
17	Roads and Bridges	17,74.00
18	Rajiv Gandhi Panchyat Sashaktikaran Abhiyan	16,20.22

APPENDIX V - PLAN SCHEME EXPENDITURE - conclud.
B. STATE PLAN SCHEMES - conclud.

State Plan Grants details- conclud.		
Sl. No.	Name of Scheme	Releases
Other Grants for State Plan schemes- conclud.		<i>(Rupees in lakh)</i>
19	National Mission on Agriculture Extension and Technology	15,06.45
20	National AIDS & STD Control Programme	13,04.08
21	Rajiv Gandhi Scheme for Empowerment of Adolescent Girls (SABLA)	9,44.50
22	National Afforestation Programme (National Mission for Green India)	8,60.30
23	National Livestock Management Programme	7,00.00
24	Assistance to States for Infrastructure Development for Exports (ASIDE)	6,29.00
25	National Plan for Dairy Development	5,00.00
26	Support for Educational Development Including Teachers Training and Adult Education	2,71.15
27	Human Resource in Health and Medical Education	2,50.00
28	Scheme for Development of Scheduled Caste	1,40.88
29	National Mission on Oil Seeds and Oil Palm	1,18.77
30	National Live Stock Health and Disease Control Programme	1,00.00
31	Integrated Water Shade Management Programme	55.75
32	National Service Scheme NSS	53.01
Sub Total		33,56,39.55
Total		49,14,69.30

**APPENDIX VI – DIRECT TRANSFER OF FUNDS FROM GOVERNMENT OF INDIA TO IMPLEMENTING AGENCIES IN THE STATE
(Funds routed outside State Budgets) (Unaudited figures)**

Refer to Para 3 (xiii) of notes to accounts

Government of India's Schemes	Implementing Agencies	Government of India releases	
		2014-15	2013-14
<i>(Rupees in lakh)</i>			
MPs local area development scheme MPLADs	Deputy Commissioners/District Magistrates	62,50.00	97,50.00
Infrastructure Development & Capacity Building	Indo Danish Tool Room, Jamshedpur	13,43.96	7,32.84
Industrial Infrastructure Upgradation Scheme IIUS DIPP	Adityapur Auto Cluster	12,48.77	0.00
OFF GRID DRPS	Jharkhand Renewable Energy Development Agency	6,51.00	0.00
National Medicinal Plants Board	Forest Development Agency Ranchi	6,03.00	0.00
Mechanism for Marketing of Minor Forest Product (MFP) Through Minimum Support Price (MSP) and Development of Value Chain for MFP CS	Jharkhand State Co-operative Lac Marketing and Procurement Federation Ltd.	4,64.00	0.00
Grant in aid to NGOs for STs including Coaching & Allied scheme and Award for Exemplary Service	Ramakrishna Mission Tuberculosis Sanatorium, Ranchi, Jharkhand	3,42.47	47.38
Development of Particularly vulnerable Tribal Groups (PTG)	Bharat Sevashram Sangha (Jamshedpur, Branch)	2,21.91	2,29.94
National Child Labour Project including grants in aid to Voluntary Agencies	Child Labour Rehabilitation Society, Sahibganj	1,90.23	85.00
Mega Clusters Textiles	Jharkhand Silk Textile & Handicraft Development Corporation Ltd., Ranchi	1,50.37	0.00
Grant in aid to NGOs for STs including Coaching & Allied scheme and Award for Exemplary Service	Bharat Sevashram Sangha (Jamshedpur, Branch)	1,47.17	0.00
Setting of Five Mega Clusters 1 Zari in Bareilly 2 Chicken in Lucknow 3 Embroidery in Kutch 4 Powerloom Cluster in Surat 5 Handloom Cluster in Tripura	Jharkhand Silk Textile & Handicraft Development Corporation Ltd., Ranchi	1,00.00	0.00
Research and Development Support (SERC)	Birla Institute of Technology, Mesra, Ranchi	95.50	0.00
National Child Labour Project including grants in aid to Voluntary Agencies	Child Development Project Society, Garhwa	85.95	0.00

APPENDIX VI – DIRECT TRANSFER OF FUNDS FROM GOVERNMENT OF INDIA TO IMPLEMENTING AGENCIES IN THE STATE-Contd.
(Funds routed outside State Budgets) (Unaudited figures)
Refer to Para 3 (xiii) of notes to accounts

Government of India's Schemes	Implementing Agencies	Government of India releases	
		2014-15	2013-14
<i>(Rupees in lakh)</i>			
Development of Particularly vulnerable Tribal Groups (PTG)	Bharat Sevashram Sangha	72.14	35.29
Renewable Energy for Rural Applications for all Villages	Jharkhand Renewable Energy Development Agency	67.32	0.00
Urban Sports Infrastructure Scheme	Ranchi University, Ranchi	62.20	0.00
Grant in aid to NGOs for STs including Coaching & Allied scheme and Award for Exemplary Service	Ramakrishna Mission Ashrama, Morabadi, Ranchi, Jharkhand	54.31	0.00
National Child Labour Project including grants in aid to Voluntary Agencies	Child Labour Rehabilitation Project Society, Ranchi	52.62	0.00
Grant in aid to NGOs for STs including Coaching & Allied scheme and Award for Exemplary Service	Bharat Sevashram Sangha (Dumka, Branch)	47.75	0.00
Strengthening of Education Among ST Girls in Low Literacy Districts	Bharatiya Adim Jati Sevak Sangh (Lumbai, Jharkhand Branch)	44.43	0.00
Umbrella Scheme for Education of ST Students	Birla Institute of Technology, Mesra, Ranchi	42.30	0.00
National Child Labour Project including grants in aid to Voluntary Agencies	National Child Labour Project, Hazaribagh	36.98	0.00
Support to NGOs /Institutions/SRCs for Adult Education and Skill Development (Merged Schemes of NGOs JSS SRCs)	State Resource Centre ADRI Ranchi	35.12	73.54
National Child Labour Project including grants in aid to Voluntary Agencies	District Child Labour Elimination Society, Distt. Dumka	35.00	66.30
Mahatma Gandhi National Rural Employment Guarantee Scheme	Jharkhand State Rural Employment Guarantee Council	0.00	6,21,43.28
Sarva Shiksha Abhiyan (SSA)	Jharkhand Shiksha Pariyojna Parishad	0.00	4,50,10.71

APPENDIX VI – DIRECT TRANSFER OF FUNDS FROM GOVERNMENT OF INDIA TO IMPLEMENTING AGENCIES IN THE STATE-Contd.
(Funds routed outside State Budgets) (Unaudited figures)
Refer to Para 3 (xiii) of notes to accounts

Government of India's Schemes	Implementing Agencies	Government of India releases	
		2014-15	2013-14
		<i>(Rupees in lakh)</i>	
Rural Housing- Indira Awas Yojana (IAY)	District Rural Development Authorities	0.00	3,52,68.67
National Rural Health Mission Centrally Sponsored	Jharkhand Rural Health Mission Society	0.00	3,05,42.84 (a)
National Rural Drinking Water programme	Jharkhand State Water & Sanitation Mission	0.00	2,43,28.77
Rashtriya Madhyamik Shiksha Abhiyan (RMSA)	Jharkhand Secondary Education Project Council	0.00	1,18,82.98
Social Security for Unorganised Workers including RSVY	Jharkhand State Labour Welfare Society	0.00	51,25.10
National Horticulture Mission	Jharkhand State Horticulture Mission	0.00	50,20.41
Aajeevika-Swaran Jayanti Gram Swarajkar Yojana (SGSY)/ National Rural Livelihoods Mission (NRLM)	Jharkhand State Livelihood Promotion Society	0.00	48,44.25
National Food Security Mission	State Agricultural Management & Extension Training Institute, Jharkhand	0.00	38,67.84
Support to State Extension Programme for Extension Reforms	State agricultural Management & Extension Training Institute, Jharkhand	0.00	31,68.00
Crime and Criminal Tracking Network and System (CCTNS)	Jharkhand Police Housing Corporation Limited	0.00	27,30.40
Electronic Governance	Jharkhand Agency for Promotion of IT	0.00	25,71.92
Mechanism for Marketing of Minor Forest Produce (MFP) through Minimum Support Price (MSP) and Development of Value Chain for MFP	Jharkhand State Minor Forest Produce Co-operative Development and Marketing Federation Ltd.	0.00	24,15.00
Scheme of Modernisation of State Police Forces by Police Modernisation Division	Jharkhand Police Housing Corporation Limited	0.00	20,53.00
Rajiv Gandhi Panchyat Sashaktikaran Abhiyan (RGPSA)	Department of Panchyati Raj, Jharkhand	0.00	17,92.99

APPENDIX VI – DIRECT TRANSFER OF FUNDS FROM GOVERNMENT OF INDIA TO IMPLEMENTING AGENCIES IN THE STATE-Contd.
(Funds routed outside State Budgets) (Unaudited figures)
Refer to Para 3 (xiii) of notes to accounts

Government of India's Schemes	Implementing Agencies	Government of India releases	
		2014-15	2013-14
		<i>(Rupees in lakh)</i>	
District Rural Development Authority (DRDA) Administration	District Rural Development Authorities	0.00	14,09.54
Afforestation and Forest Management	State Forest Development Agency Jharkhand	0.00	9,01.57
National Aids Control Programme III	Jharkhand State AIDS Control Society	0.00	6,44.49
Mahila Samakhya	Jharkhand Mahila Samakhya Society	0.00	6,07.61
National Rural Health Mission Centrally Sponsored	Jharkhand State Blindness Control Society	0.00	5,39.74
Grant in aid to NGOs for STs including Coaching & Allied scheme and Award for Exemplary Service	Bharat Sevashram Sangha	0.00	2,80.13
National Project on Management of Soil Health & Fertility	State Agricultural Management & Extension Training Institute , Jharkhand	0.00	2,56.61
Integrated Watershed Management Programme (IWMP)	SLNA Jharkhand	0.00	2,23.40
Swarna Jayanti Shahari Rojgar Yojana (SJSRY)/ National Urban Livelihoods Mission (NULM)	Directorate of Municipal Administration, Urban Development Deptt., Govt. of Jharkhand	0.00	2,18.26
Scheme for Setting up of 6000 Model schools at Block Level as Benchmark of Excellence	Jharkhand Secondary Education Project Council	0.00	1,70.48
Development of Infrastructure for Promotion of Health Research	PRINCIPAL, MGM Medical College, Jamshedpur	0.00	1,25.00
Development of Particularly vulnerable Tribal Groups (PTG)	Bharat Sevashram Sngha, Barajuri Branch	0.00	1,12.98
Support to NGOs /Institutions/SRCs for Adult Education and Skill Development (Merged Schemes of NGOs JSS SRCs)	Jharkhand Mahila Samakhya Society	0.00	70.00

APPENDIX VI – DIRECT TRANSFER OF FUNDS FROM GOVERNMENT OF INDIA TO IMPLEMENTING AGENCIES IN THE STATE-Concl'd.
(Funds routed outside State Budgets) (Unaudited figures)
Refer to Para 3 (xiii) of notes to accounts

Government of India's Schemes	Implementing Agencies	Government of India releases	
		2014-15	2013-14
<i>(Rupees in lakh)</i>			
National Child Labour Project including grants in aid to Voluntary Agencies	Child Labour Project Society, Pakur	0.00	48.50
Support to NGOs /Institutions/SRCs for Adult Education and Skill Development (Merged Schemes of NGOs JSS SRCs)	Jan Shikshan Sansthan - Ranchi	0.00	44.64
Support to NGOs /Institutions/SRCs for Adult Education and Skill Development (Merged Schemes of NGOs JSS SRCs)	Jan Shikshan Sansthan, Hazaribag	0.00	44.27
State science and Technology Programme	Jharkhand Council on Science & Technology	0.00	36.80
National Mission on Bamboo	Jharkhand State Forest Development Corporation Ltd.	0.00	35.00
Science and Technology Programme for Socio Economic Development	Krisshi Gram Vikas Kendra	0.00	34.83
Other Schemes for which each release is less than ₹ 30.00 lakh	Other Implementing Agencies	6,47.08	5,89.69
Total		1,30,91.59	26,01,79.99

- The figures are taken from the 'Central Plan Scheme Monitoring System (CPSMS)' portal of the Controller General of Accounts. These are unaudited figures.
 - The total releases shown in this appendix exclude an amount of ₹ 1,52,81.74 lakh and ₹ 1,85,89.63 lakh respectively for the financial year 2014-15 and 2013-14 released to Central Bodies located in the State as well as various other organisations outside the perview of the Government of Jharkhand.
- (a) Includes ₹ 1,14.78 lakh released for National TB Control Programme - COMMODITY GRANT - externally Aided Component (EAC) during the year 2013-14.

APPENDIX VII – ACCEPTANCE AND RECONCILIATION OF BALANCES
(As depicted in Statement 18 and 21)

1. Acceptance of Balances

Instances where verification and acceptance of balances involving large amounts have been delayed in respect of loans the detailed accounts of which are kept by Accountant General (A&E).

Sl. No.	Head of Account and name of Institutions	Number of acceptances awaited	Earliest year from which acceptance awaited	Amount outstanding in respect of these as on 31 March 2015 <i>(Rupees in lakh)</i>
1	6215 Loans for Water Supply and Sanitation			
	Loans to Ranchi Nagar Nigam	5	2003-04	11,86.99
		7	2004-05	2,32.64
		12	2005-06	10,50.40
		5	2006-07	1,56.78
		7	2007-08	3,03.23
		2	2008-09	1,34.76
		16	2009-10	2,97.64
	Loans to Local Bodies	93	2003-04	8,40.87
		125	2004-05	16,25.40
		234	2005-06	29,15.12
		120	2006-07	40,97.37
		146	2007-08	43,25.93
		175	2008-09	30,16.42
		5	2009-10	7.92
	Loans to Dhanbad Nagar Nigam	2	2006-07	33.85
		4	2007-08	1,11.43
		5	2008-09	2,37.20
		5	2009-10	77.52

APPENDIX VII – ACCEPTANCE AND RECONCILIATION OF BALANCES - contd.

(As depicted in Statement 18 and 21)

1. Acceptance of Balances - contd.

Instances where verification and acceptance of balances involving large amounts have been delayed in respect of loans the detailed accounts of which are kept by Accountant General (A&E).

Sl. No.	Head of Account and name of Institutions	Number of acceptances awaited	Earliest year from which acceptance awaited	Amount outstanding in respect of these as on 31 March 2015 <i>(Rupees in lakh)</i>
2	6216 Loans for Housing			
	Loans to Jharkhand State Housing Board	1	2005-06	2,10.00
		1	2007-08	1,20.00
		1	2008-09	1,20.00
		2	2009-10	3,00.00
		1	2010-11	2,20.00
		1	2011-12	1,00.00
		3	2012-13	2,00.00
3	6217 Loans for Urban Development			
	Loans to Ranchi Nagar Nigam	1	2003-04	2,26.96
		3	2004-05	2,34.08
		6	2005-06	4,50.32
		4	2006-07	3,42.60
		5	2007-08	4,31.02
		3	2008-09	3,46.23
		16	2009-10	6,52.22
		3	2010-11	3,92.15
		1	2011-12	4,04.15
		2	2012-13	5,26.04

APPENDIX VII – ACCEPTANCE AND RECONCILIATION OF BALANCES - contd.

(As depicted in Statement 18 and 21)

1. Acceptance of Balances - contd.

Instances where verification and acceptance of balances involving large amounts have been delayed in respect of loans the detailed accounts of which are kept by Accountant General (A&E).

Sl. No.	Head of Account and name of Institutions	Number of acceptances awaited	Earliest year from which acceptance awaited	Amount outstanding in respect of these as on 31 March 2015
				<i>(Rupees in lakh)</i>
3	6217 Loans for Urban Development - conclud.			
	Loans to Local Bodies	42	2003-04	7,73.03
		74	2004-05	7,85.23
		129	2005-06	32,13.92
		44	2006-07	7,32.72
		103	2007-08	16,90.06
		127	2008-09	17,39.08
		7	2009-10	8.16
		64	2010-11	7,23.29
		28	2011-12	5,83.93
		54	2012-13	9,05.60
	Loans to Dhanbad Nagar Nigam	5	2006-07	36.32
		7	2007-08	2,08.41
		8	2008-09	3,99.69
		9	2009-10	2,98.71
		3	2010-11	1,52.67
		1	2011-12	1,52.67
		2	2012-13	2,18.21

APPENDIX VII – ACCEPTANCE AND RECONCILIATION OF BALANCES - contd.

(As depicted in Statement 18 and 21)

1. Acceptance of Balances - contd.

Instances where verification and acceptance of balances involving large amounts have been delayed in respect of loans the detailed accounts of which are kept by Accountant General (A&E).

Sl. No.	Head of Account and name of Institutions	Number of acceptances awaited	Earliest year from which acceptance awaited	Amount outstanding in respect of these as on 31 March 2015
				<i>(Rupees in lakh)</i>
4	6425 Loans for Co-operation			
	Loans to Registrar Co-operative Societies	2	2005-06	3,69.58
		3	2006-07	3,85.13
		1	2008-09	5.00
		5	2009-10	5,00.00
		9	2010-11	4,10.00
		9	2011-12	19,94.54
5	6515 Loans for other Rural Development Programme			
	Loans to Zila Parishad	18	2001-02	1,46.64
		18	2002-03	1,50.00
		18	2004-05	55.14
		15	2005-06	72.37
		14	2006-07	72.25
		7	2007-08	29.83
		9	2008-09	38.45
		26	2009-10	1,47.83
		19	2010-11	15,17.65
		20	2011-12	17,02.99
		20	2012-13	1,87.50

APPENDIX VII – ACCEPTANCE AND RECONCILIATION OF BALANCES - contd.

(As depicted in Statement 18 and 21)

1. Acceptance of Balances - conclud.

Instances where verification and acceptance of balances involving large amounts have been delayed in respect of loans the detailed accounts of which are kept by Accountant General (A&E).

Sl. No.	Head of Account and name of Institutions	Number of acceptances awaited	Earliest year from which acceptance awaited	Amount outstanding in respect of these as on 31 March 2015
				<i>(Rupees in lakh)</i>
6	6801 Loans for Power Projects			
	Loans to Jharkhand State Electricity Board	6	2001-02	3,05,80.00
		6	2002-03	1,91,00.00
		7	2003-04	78,58.50
		7	2004-05	3,00,76.00
		9	2005-06	3,35,26.00
		8	2006-07	1,14,00.00
		7	2007-08	4,57,00.00
		7	2008-09	3,00,00.00
		13	2009-10	5,12,00.45
		18	2010-11	2,75,43.88
		9	2011-12	1,64,94.69
		19	2012-13	5,41,69.82
7	6885 Other Loans to Industries and Minerals			
	Loans to Bihar Sponge Iron Ltd., Chandil	1	2004-05	32,50.00
	Loans for Emergency Debt to Closed and Sick Industrial Units	2	2006-07	4,75.00
	Total			40,77,08.18

APPENDIX VII – ACCEPTANCE AND RECONCILIATION OF BALANCES - conclud.
(As depicted in Statement 18 and 21)

2. Unreconciled differences between Ledger and Broadsheet

Particulars of details/ information awaited from Departmental/ Treasury Officers in connection with reconciliation of balances.

(Rupees in lakh)

Head of account	Earliest year to which the difference relates	Amount of difference	Departmental officers/ Treasury officers with whom differences under reconciliation	Particulars of awaited/ documents/ details
1	2	3	4	5

Reconciliation is pending (August 2015)

APPENDIX VIII – FINANCIAL RESULTS OF IRRIGATION SCHEMES

(i) - FINANCIAL RESULTS OF IRRIGATION WORKS

Sl. No.	Name of Project	Capital Outlay during the year 2014-15			Capital Outlay to end of the year 2014-15			Revenue Receipts during the year 2014-15			Revenue foregone or remission of revenue during the year 2014-15 (columns 11 and 12)	Total revenue during 2014-15			Working Expenses and Maintenance charges during 2014-15			Net Revenue excluding interest			Net Profit or loss after meeting interest	
		Direct	Indirect	Total	Direct	Indirect	Total	Direct Revenue	Indirect Receipts	Total		Direct	Indirect	Total	Surplus of revenue (column 13) over expenditure (col. 16) (+) or excess of expenditure over revenue (col. 13) (-)	Rate percent on capital outlay to the end of the year 2014-15	Interest on direct Capital Outlay	Surplus of revenue over expenditure (+) or excess of expenditure over revenue (-)	Rate percent on capital outlay to the end of the year 2014-15			
1	2	3	4	5	6	7	8	9	10	11	12	13	14	15	16	17	18	19	20	21		

(Rupees in lakh)

There is no Commercial Irrigation Scheme in State of Jharkhand.

(ii) FINANCIAL RESULTS OF ELECTRICITY SCHEMES

Sl. No.	Name of Projects	Direct	Capital	Outlay	Gross Revenue during 2014-15	Working expenses			Net Revenue excluding interest		Interest on Capital Outlay	Net profit or loss after meeting interests	
		During 2014-15	To end of 2014-15			Depreciation	Direct working expenses	Total working expenses	Surplus of revenue over expenditure (+) or excess of expenditure over revenue (-)	Rate per cent on capital to end of the year		Surplus of revenue over expenditure (+) or excess of expenditure over revenue (-)	Rate per cent on capital outlay to end of the year
1	2	3	4	5	6	7	8	9	10	11	12	13	

(Rupees in lakh)

There is no Commercial Electricity Scheme in State of Jharkhand.

APPENDIX IX – COMMITMENTS OF THE GOVERNMENT - LIST OF INCOMPLETE CAPITAL WORKS

Sl. No.	Name of the Project/ Works	Estimated cost of work / date of sanction	Year of commencement	Target year of completion	Physical progress of work (in per cent)	Expenditure during the year	Progressive expenditure to the end of the year	Pending payments	Revised cost, if any/ date of revision
1	2	3	4	5	6	7	8	9	10
<i>(Rupees in lakh)</i>									
1	W/S of Govindpur-Jamtara-Dumka-Barhet-Sahebganj Road (ADB Funded)	10,64,27.00 No. RCD/ADB/ Misc-27/2008- 8069 (S) dt. 24.12.2008	2010-11	2015-16	63	1,45.72	8,15.32	2,48.95	N.A.
2	W/S for double lane of Chauparan - Chatra Road Km 10 to 27.	16,36.41 / 5625(S) dt. 23.08.2008	2010	12.5 Months	47.38	66.48	7,75.26	N.A.	Contractor has filed case in High Court against process of termination of agreement.
3	W/S for double lane of Chauparan-Chatra Road Km 28 to 49.2	14,18.59 / 1235(S) dt. 18.02.2008	2010	12.5 Months	16.55	73.55	2,34.83	N.A.	Agreement has been terminated and process of retender is going on.
4	W/S For double Lane of Chatra-Chouparan Road Km 0 to 9.	7,78.43 / 1069(S) dt. 28.02.2009	2010	12 Months	31.60	24.90	2,71.01	N.A.	Agreement has been terminated and process of retender is going on.
5	W/S to Hazaribag- Katkamsandi-Chatra Road in Km. 32.0 to 45.485.	19,59.71 / 5605(S) dt. 13.06.13	2013	18 Months	40.00	3,49.97	7,93.61	N.A.	N.A.
6	Construction of HL Bridge over river Baksa in 16.255Km of Chauparan-Chatra Road.	3,59.68 / 4218(S) dt. 16.07.2013	2013	18 Months	35.00	17.11	54.64	N.A.	N.A.

APPENDIX IX – COMMITMENTS OF THE GOVERNMENT - LIST OF INCOMPLETE CAPITAL WORKS - contd.

Sl. No.	Name of the Project/ Works	Estimated cost of work / date of sanction	Year of commencement	Target year of completion	Physical progress of work (in per cent)	Expenditure during the year	Progressive expenditure to the end of the year	Pending payments	Revised cost, if any/ date of revision
1	2	3	4	5	6	7	8	9	10
<i>(Rupees in lakh)</i>									
7	Construction of HL Bridge over river Mohane in 16.855 Km of Chauparan-Chatra Road.	359.68 / 4218(S) dt. 16.07.2013	2013	18 Months	30.00	53.51	1,13.51	N.A.	N.A.
8	Construction of HL Bridge over river Hiroo in 47th Km of Chauparan-Chatra Road.	3,59.68 / 4218(S) dt. 16.07.2013	2013	18 Months	10.00	18.06	18.06	N.A.	N.A.
9	Reconstruction of Tandwa Bazar Missing link Road in Hazaribagh-Badkagawn- Tandwa- Rai-Khelari - Tangar Road from Km. 0 to 2.20.	3(SBD) in 2014-15 dt. 10.09.2014	2014	6 Months	25.00	1,64.74	1,64.74	N.A.	N.A.
10	Remaining work of Widening & Strengthening of Godda-Sundarpahari Dharampur Road (0 to 31 .0 Km)	23,40.89 Dy. Sec. Letter No. 4251 (S) dt. 20.07.07	12.02.13	11.02.14	100	4,13.19	13,48.51	N.A.	30,14.27 CE, CDO lt. 73 (we) 3rd Revised on dt. 12.01.13
11	Strengthening of Sundarpahari to Agiya More Km 0.00 to 24.515 for the 2013-14	19,28.28 RCD 5410 (S) dt. 06.06.13	19.02.14	18.02.15	100	11,17.44	11,67.44	N.A.	N.A.
12	Widening Strengthening / Re Construction of Nunajor-Shahpur Beldiha-Parsa Road (Km 00.00 to 16.60)	44,69.42 RCD Letter No.8112(S) dt. 05.09.13	15.10.14	14.04.16	18	7,00.00	7,00.00	N.A.	N.A.

APPENDIX IX – COMMITMENTS OF THE GOVERNMENT - LIST OF INCOMPLETE CAPITAL WORKS - contd.

Sl. No.	Name of the Project/ Works	Estimated cost of work / date of sanction	Year of commencement	Target year of completion	Physical progress of work (in per cent)	Expenditure during the year	Progressive expenditure to the end of the year	Pending payments	Revised cost, if any/ date of revision
1	2	3	4	5	6	7	8	9	10
<i>(Rupees in lakh)</i>									
13	Construction of H.L. Bridge (7x16.0M) with approach Road a cross river sunder in 16th Km of Pathargama - Basantrai - Koriyana Road	3,40.99 RCD Letter No. 3192(S) dt. 13.6.07	14.09.08	13.12.09	93	0.00	4,09.18	N.A.	N.A.
14	Remaining work of Construction of H.L. Bridge with approach Road in 24th Km of Sahebganj-Mirjachowki Boarijore Road over Sariya river (3x21.6m) Year 2010-11	2,16.04 RCD 6734(S) WE dt. 22.11.10	04.03.14	03.03.15	90	1,75.00	1,75.00	N.A.	N.A.
15	Construction of H.L. Bridge with approach Road over Poraya river 29th Km of Godda- Sundarpahari-Dharampur Road (1x24.6 eff. Span) for the Year 2012-13	82.45 RCD 8296(S) dt. 29.11.12	22.04.13	21.01.14	60	40.00	50.00	N.A.	N.A.
16	Construction of H.L. RCC Bridge over Shrepur Badru river / Nala at 21st Km of Sahebganj-Mirzachowki - boarijore Road (2 x1 0 m eff. span) for the Year 2012-13	1,73.19 RCD 236(S) dt. 08.01.13	16.04.13	15.02.14	98	62.84	1,24.63	N.A.	N.A.
17	Construction of H.L. Bridge over local river at 11th Km in Simra-Boarijore Road	1,87.41 RCD 4400(S) dt. 09.05.13	18.11.13	17.10.14	72	99.16	1,04.16	N.A.	N.A.

APPENDIX IX – COMMITMENTS OF THE GOVERNMENT - LIST OF INCOMPLETE CAPITAL WORKS - contd.

Sl. No.	Name of the Project/ Works	Estimated cost of work / date of sanction	Year of commencement	Target year of completion	Physical progress of work (in per cent)	Expenditure during the year	Progressive expenditure to the end of the year	Pending payments	Revised cost, if any/ date of revision
1	2	3	4	5	6	7	8	9	10
					<i>(Rupees in lakh)</i>				
18	Construction of H.L. Bridge over local river at 15th Km in Simra-Boarijore Road	1,56.91 RCD 4408(S) dt. 09.05.13	18.11.13	17.09.14	97	83.52	88.52	N.A.	N.A.
19	Construction of H.L. Bridge over local river at 18th Km in Simra-Boarijore Road	61.97 RCD 2913(S) dt. 22.03.13	13.06.14	12.02.15	40	25.00	25.00	N.A.	N.A.
20	W/S of Kowar-Koderma in two Lanes Km 0-37	63,64.58 Letter No. 4207(S) dt. 21.08.09 27,15.54	16.01.14	15.07.15	75	20,82.72	29,97.42	5,39.76	N.A.
21	Widening and Strengthening of Chotki Kharagdiha to Mirzaganj Road Via Dudwatand-Gondlitand-Lataki-Chatro for the year 2012-13 (Total Length 34.8 Km.)	24,18.58 Govt. of Jharkhand RCD, Ranchi Letter No. 7666 (S) dt. 31.10.12	20.04.13	19.10.14	72	13,93.68	20,18.68	3,99.90	N.A.
22	Widening and Strengthening of Dabarsaini to Jorasankh Road in Km. 0 to 19.56 for the year 2013-14	39,81.69 Govt. of Jharkhand RCD, Ranchi Letter No. 5342(S) dt. 17.07.14 & CE CDO, RCD, Ranchi Letter No. 1909 (WE) dt. 23.11.13	28.08.14	27.02.16	70	22,88.73	22,88.73	16,92.95	N.A.

APPENDIX IX – COMMITMENTS OF THE GOVERNMENT - LIST OF INCOMPLETE CAPITAL WORKS - contd.

Sl. No.	Name of the Project/ Works	Estimated cost of work / date of sanction	Year of commencement	Target year of completion	Physical progress of work (in per cent)	Expenditure during the year	Progressive expenditure to the end of the year	Pending payments	Revised cost, if any/ date of revision
1	2	3	4	5	6	7	8	9	10
<i>(Rupees in lakh)</i>									
23	Widening and Strengthening of Bagodih more to Jutha Aam Road in Km 0 to 13.88 for the year 2013-14	25,64.98 Govt. of Jharkhand RCD, Ranchi Letter No. 5346(S) dt. 17.07.14 & CE CDO, RCD, Ranchi Letter No. 1910 (WE) dt. 25.11.13	28.08.14	27.02.16	95	21,85.51	21,85.51	3,79.48	N.A.
24	Widening, Strengthening and re-construction of Atka-Sariya Road in Km 0 to 27.5 Under Road Division, Giridih for the Year 2014-15	49,67.15 Govt. of Jharkhand RCD, Ranchi Letter No. 7625(S) dt. 13.10.14 & CE, CDO RCD, Jharkhand Ranchi) dt. 25.05.2014	27.01.15	27.07.2016	10	4,89.79	4,89.79	44,77.36	N.A.
25	Construction of high Level Bridge in 18th Km of Dumri-Giridih Road	1,05.36 CE, RCD C.D.O. Letter No. 464 (WE) dt. 07.06.11	18.01.12	17.01.13	60	0.00	59.64	45.72	N.A.

APPENDIX IX – COMMITMENTS OF THE GOVERNMENT - LIST OF INCOMPLETE CAPITAL WORKS - contd.

Sl. No.	Name of the Project/ Works	Estimated cost of work / date of sanction	Year of commencement	Target year of completion	Physical progress of work (in per cent)	Expenditure during the year	Progressive expenditure to the end of the year	Pending payments	Revised cost, if any/ date of revision
1	2	3	4	5	6	7	8	9	10
<i>(Rupees in lakh)</i>									
26	Construction of high Level Bridge in 39th Km of Dumri-Giridih Road	1,10.48 CE, RCD C.D.O Letter No. 3859(S) dt. 14/07/10	24.02.12	23.02.13	90	8.58	1,26.52	-16.04	N.A.
27	Construction of H.L. Bridge over Nanforwa Nala at Ch 30.900 Km. of Tisri-Thansinghdih-Kouwakol Road for the year 2012-2013	1,21.50 Letter No. 9111 (S) dt. 24.12.12	06.04.13	05.04.14	55	46.45	1,03.58	17.92	N.A.
28	Construction of H.L. Bridge over Karmatanr River at Ch 26.800 Km. of Tisri-Thansinghdih-Kouwakol Road for the year 2012-2013	1,31.61 Letter No. 9043 (S) dt. 24.12.12	06.04.13	05.04.14	75	27.18	99.80	31.81	N.A.
29	Construction of H.L. Bridge over Jarahiya Nala at Ch 19.400 Km. of Tisri-Thansinghdih-Kouwakol Road for the year 2012-2013	1,07.42 Letter No. 9109 (S) dt. 26.12.12	06.04.13	05.04.14	50	23.57	76.30	31.12	N.A.
30	Construction of H.L Bridge over Local River at 13th Km of Kowar-Koderma Road for the year 2012-13	1,65.05 Letter No. 9106 (S) dt. 26.12.12	03.09.13	02.09.14	80	62.05	98.99	66.06	N.A.
31	Construction of H.L. Bridge over Manikpur Nala at Ch 36.400 Km. of Tisri-Thansinghdih-Kouwakol Road for the year 2012-2013	1,87.33 Letter No. 9044 (S) dt. 24.12.12	16.12.13	15.12.14	50	93.05	93.05	94.28	N.A.

APPENDIX IX – COMMITMENTS OF THE GOVERNMENT - LIST OF INCOMPLETE CAPITAL WORKS - contd.

Sl. No.	Name of the Project/ Works	Estimated cost of work / date of sanction	Year of commencement	Target year of completion	Physical progress of work (in per cent)	Expenditure during the year	Progressive expenditure to the end of the year	Pending payments	Revised cost, if any/ date of revision
1	2	3	4	5	6	7	8	9	10
					<i>(Rupees in lakh)</i>				
32	Construction of High Level Bridge Over Marghati Nala in 28th Km. of Tisri-Thansinghdih-Kuwakol Road for The Year 2012-13	45.35 Letter No. 7763(S) dt. 25.11.11	06.07.13	05.07.14	80	39.46	39.46	5.89	N.A.
33	Construction of H.L. Bridge over Karipahari Nala at Ch 29.900 Km. of Tisri-Thansinghdih-Kouwakol Road for the year 2012-2013	2,10.77 Letter No. 9045 (S) dt. 24.12.12	18.12.13	17.12.14	0.00	0.00	0.00	0.00	N.A.
34	Construction of H.L. Bridge over Karipahari Nala at Ch 30.300 Km. of Tisri-Thansinghdih-Kouwakol Road for the year 2012-2013	1,66.19 Letter No. 9105 (S) dt. 26.12.12	12.12.13	11.12.14	0.00	0.00	0.00	N.A.	N.A.
35	Construction of I.B. (Annexxe) at Jagannathpur M/S Anil Kumar	65.66 / 1423(S) dt. 25.02.2008	2008-09	2008-09	85	0.00	37.23	25.56	N.A.
36	W/S of Chakradharpur- Toklo-Kuchai Road in Km 0.00 to Km 22.170 M/S GVR-SECC(JV)	24,74.84 / 6180(S) dt. 16.09.2011	2012-13	2014-15	20	2,96.51	5,96.12	N.A.	32,09.57 vide order no. 255 dt 17.03.2015
37	Widening & Strengthening / Reconstruction of Gua Salai Road from Km 2.00 to KM 11.00 R.K.S. Pvt. Ltd.	70,87.33 / 6046(S) dt. 12.08.2014	2014-15	2016-17	1	7,58.66	7,58.66	N.A.	N.A.
38	Widening & Strengthening / Reconstruction of Gua Salai Road from Km 11.00 to Km 29.00 R.K.S. Pvt. Ltd.	58,22.61 / 6047(S) dt. 12.08.2014	2014-15	2016-17	1	9,33.79	9,33.79	N.A.	N.A.

APPENDIX IX – COMMITMENTS OF THE GOVERNMENT - LIST OF INCOMPLETE CAPITAL WORKS - contd.

Sl. No.	Name of the Project/ Works	Estimated cost of work / date of sanction	Year of commencement	Target year of completion	Physical progress of work (in per cent)	Expenditure during the year	Progressive expenditure to the end of the year	Pending payments	Revised cost, if any/ date of revision
1	2	3	4	5	6	7	8	9	10
<i>(Rupees in lakh)</i>									
39	Surface renewal of Kharsawan Chakradharpur Road from Km 22 to KM 30.375 (Non-Plan)	1,73.00 / 4405(S) dt 11.06.2014	2014-15	2015-16	45	69.47	69.47	N.A.	N.A.
40	Widening & Strengthening of Kuru-Lohardaga-Ghagra Road from Km 0 to 44.0	36,80.79 Letter No.7674(S) dt. 31.10.2012	21.03.2014	27.11.2015	7	3,72.68	3,72.68	N.A.	N.A.
41	Re-construction of Kutchery Chowk to Lohardaga Railway Station Road in Lohardaga Town.	2,18.23 Letter No.4271(S) dt. 04.05.2013	03.09.2013	02.06.2014	98	94.20	1,97.09	N.A.	N.A.
42	Re-construction of Kesa More (NH-23) Tangarbasli-Mandar (NH-75) Road.	32,89.10 Letter No.2235(S) dt. 14.03.2013	26.06.2013	29.06.2014	60	8,40.14	18,34.14	N.A.	N.A.
43	Strengthening (IRQP) of Bero-Lohardaga Road from Km. 0.00 to 39.10	24,43.22 Letter No.7594(S) dt. 10.10.2014	11.03.2015	10.11.2015	13	3,43.00	3,43.00	N.A.	N.A.
44	Construction of H.L. R.C.C. Bridge over Lohardaga Nala in 18th Km (18/3) of Kuru-Lohardaga-Ghagra Road (SH-8).	89.98 Letter No.7673(S) dt. 31.10.2012	07.02.2013	27.01.2014	98	77.33	77.33	N.A.	N.A.
45	Construction of H.L. R.C.C. Bridge with approach Road over Kutma Nala in 18th Km of Kuru-Lohardaga-Ghagra Road (SH-8).	83.91 Letter No.6700(S) dt. 13.09.2012	26.03.2013	27.10.2013	98	81.14	81.14	N.A.	N.A.

APPENDIX IX – COMMITMENTS OF THE GOVERNMENT - LIST OF INCOMPLETE CAPITAL WORKS - contd.

Sl. No.	Name of the Project/ Works	Estimated cost of work / date of sanction	Year of commencement	Target year of completion	Physical progress of work (in per cent)	Expenditure during the year	Progressive expenditure to the end of the year	Pending payments	Revised cost, if any/ date of revision
1	2	3	4	5	6	7	8	9	10
<i>(Rupees in lakh)</i>									
46	Construction of H.L. R.C.C. Bridge with approach Road over Patratoli Nala in 18th km of Kuru-Lohardaga Road (SH-8).	89.93 Lt. No.-7435(S) dt.-15.10.2012	18.04.2013	02.01.2014	98	83.65	83.65	N.A.	N.A.
47	Construction of H.L. R.C.C. Bridge with approach Road over Arraru Nala in 31st Km of Kuru-Lohardaga-Ghagra Road (SH-8).	2,15.40 Lt. No.-6724(S) dt.-14.09.2012	29.03.2013	13.08.2014	98	89.65	2,38.50	N.A.	N.A.
48	Construction of H.L. R.C.C. Bridge with approach Road over Hirhi Nala in 12th Km of Kuru-Lohardaga-Ghagra Road (SH-8).	1,08.63 Lt. No. - 7675(S) dt. - 31.10.2012	19.03.2013	07.02.2014	98	23.00	93.00	N.A.	N.A.
49	Construction of H.L. R.C.C. Bridge over Sankh River in 16th Km of Kuru-Lohardaga-Ghagra Road (SH-8).	3,52.25 Lt. No. - 7677(S) dt. - 31.10.2012	27.04.2013	26.05.2014	60	2,02.55	2,02.55	N.A.	N.A.
50	Construction of H.L. R.C.C. Bridge with approach Road over Bora Nala in 9th Km of Kuru-Lohardaga-Ghagra Road (SH-8).	1,84.94 Lt. No. - 6683(S) dt. - 13.09.2012	02.04.2013	13.08.2014	98	1,04.48	2,04.48	N.A.	N.A.
51	Construction of H.L. R.C.C. Bridge with approach Road over Karak Nala in 8th Km of Kuru-Lohardaga Road (SH-8).	1,21.54 Lt. No. - 7675(S) dt. - 31.10.2012	02.04.2013	13.02.2014	98	1,18.19	1,18.19	N.A.	N.A.

APPENDIX IX – COMMITMENTS OF THE GOVERNMENT - LIST OF INCOMPLETE CAPITAL WORKS - contd.

Sl. No.	Name of the Project/ Works	Estimated cost of work / date of sanction	Year of commencement	Target year of completion	Physical progress of work (in per cent)	Expenditure during the year	Progressive expenditure to the end of the year	Pending payments	Revised cost, if any/ date of revision
1	2	3	4	5	6	7	8	9	10
<i>(Rupees in lakh)</i>									
52	Construction of H.L. R.C.C. Bridge with approach Road over Gamaharia Nala in 36th km of Kuru-Lohardaga-Ghaghara Road (SH-8).	3,04.48 Letter No.- 6688(S) dt.-13.09.2012	08.02.2014	14.05.2015	45	1,50.00	1,50.00	N.A.	N.A.
53	Consultancy services for preparation of detailed project report of LWE affected Road/ Bridges in the State of Jharkhand under Package-2	42.34 RCD Letter No.871 & 872 dt. 04.02.2012	17.11.2011	30.05.2012	95	0.00	30.58	0.00	N.A.
54	Consultancy services for preparation of detailed project report of LWE affected Road/ Bridges in the State of Jharkhand under Package-3	89.99 RCD Letter No.871 & 872 dt. 04.02.2012	17.11.2011	30.05.2012	57	19.46	51.27	0.00	N.A.
55	Consultancy Services for Preparation of Combined GAD and Detailed Project Report for the Construction of Approach of proposed ROB near Km.312/16-18 (RBK-14) Between CBSA-SIPA stations on NH75(Extension) Under NH Division,Chaibasa in the State of Jharkhand	9.92 RCD Letter No.7298 dt. 14.08.2014	07.06.2013	06.08.2013	80	6.94	7.93	0.00	N.A.

APPENDIX IX – COMMITMENTS OF THE GOVERNMENT - LIST OF INCOMPLETE CAPITAL WORKS - contd.

Sl. No.	Name of the Project/ Works	Estimated cost of work / date of sanction	Year of commencement	Target year of completion	Physical progress of work (in per cent)	Expenditure during the year	Progressive expenditure to the end of the year	Pending payments	Revised cost, if any/ date of revision
1	2	3	4	5	6	7	8	9	10
<i>(Rupees in lakh)</i>									
56	Consultancy Services for Preparation of Combined GAD and Detailed Project Report for the Construction of Approach of proposed ROB near Km.376/7-11(RBK-49) Between NOMD-BJMD Stations on NH-75 (Extension) Under NH Division, Chaibasa in the State of Jharkhand	10.00 RCD Letter No.7298 dt. 14.08.2013	07.06.2013	06.08.2013	80	7.00	8.00	0.00	N.A.
57	Consultancy Services for Preparation of Combined GAD and Detailed Project Report for the Construction of Approach of proposed ROB near RUB No.20 at Km.232/16-18 between Kumardubbi-Mugma Station on Grand Chord Section Under Dhanbad Division in the State of Jharkhand	10.67 RCD Letter No.7298 dt. 14.08.2013	07.06.2013	06.08.2013	80	0.00	8.54	0.00	N.A.
58	Consultancy Services for Preparation of Combined GAD and Detailed Project Report for the Construction of Approach of proposed ROB near Level Crossing No.103 at Chakuia Kokpara Rly Station in the State of Jharkhand	11.62 RCD Letter No.10009 dt. 18.11.2013	20.08.2013	19.10.2013	50	0.00	5.78	0.00	N.A.

APPENDIX IX – COMMITMENTS OF THE GOVERNMENT - LIST OF INCOMPLETE CAPITAL WORKS - contd.

Sl. No.	Name of the Project/ Works	Estimated cost of work / date of sanction	Year of commencement	Target year of completion	Physical progress of work (in per cent)	Expenditure during the year	Progressive expenditure to the end of the year	Pending payments	Revised cost, if any/ date of revision
1	2	3	4	5	6	7	8	9	10
<i>(Rupees in lakh)</i>									
59	Consultancy Services for Preparation of Combined GAD and Detailed Project Report for the Construction of Approach of proposed ROB near Level Crossing at Tata-ADTP in the State of Jharkhand	10.71 RCD Letter No.6507 dt. 01.09.2014	28.05.2014	26.07.2014	20	0.00	0.00	0.00	N.A.
60	Supply, erection, demonstration of Quality Control Equipment with Advanced Test System for Quality Assurance Machines/ Equipments for Divisions/Circles/ Central Laboratory/Quality Control Cell Under R.C.D. in the State of Jharkhand	1,53.40 RCD Letter No.4595 dt. 03.7.2012 & 4215 dt. 16.07.2011	12.04.2012	11.05.2012	93	0.00	1,42.28	0.00	N.A.
61	Widening & Strengthening of Sisai Lapung Dorma Road	54,55.45 Letter No. 351(S) dt.17.01.12 Memo No. 123(encl) dt. 08.02.12	26.09.14	25.09.16	0.00	15.04	5,71.25	0.00	N.A.
62	Widening & Strengthening of Hatia Lohma Karra Khunti Road	54,84.57 Letter No. 351 (s) dt. 17.01.12 & Memo No. 123 (encl) dt. 08.02.12	23.11.13	22.11.15	36.00	18,50.00	25,84.14	0.00	N.A.
63	Reconstruction of Dasmile - Chukru - Remta - Sonadasome - Kujuram Length 22.200	36,93.46 Letter No.2952(S) dt. 25.03.13 & Memo No. 900 (encl) dt. 24.05.13	09.09.13	08.09.15	92.00	17,50.00	35,48.73	0.00	N.A.

APPENDIX IX – COMMITMENTS OF THE GOVERNMENT - LIST OF INCOMPLETE CAPITAL WORKS - contd.

Sl. No.	Name of the Project/ Works	Estimated cost of work / date of sanction	Year of commencement	Target year of completion	Physical progress of work (in per cent)	Expenditure during the year	Progressive expenditure to the end of the year	Pending payments	Revised cost, if any/ date of revision
1	2	3	4	5	6	7	8	9	10
<i>(Rupees in lakh)</i>									
64	Reconstruction of Murhu - Tapkara - Torpa Road Km 0 to 27.070	42,50.41 Letter No.2953(S) dt. 25.03.13 & Memo No. 389(encl) dt. 01.03.13	09.11.13	18.11.15	35.00	10,18.20	26,59.75	0.00	N.A.
65	Widening Strengthening / Reconstruction of Khunti - Siladone - Chukru - Bhusur Road Length 28-205 Km	44,11.13 Letter No.8099(S) dt. 05.09.13	01.11.13	31.10.15	85.00	31,15.00	43,01.64	0.00	N.A.
66	Widening and Strengthening of Kamdara - Bero Road from Km 23.46 to 51.125	46,11.51 Govt. of India No. RW/NH- 28014/2/2013/ JHR/P-3 (CRF) dt. 02.01.14	13.10.14	12.10.16	0.00	0.00	0.00	0.00	N.A.
67	Reconstruction of Khunti - Bhunda - Jurdag -Karra - Birda - Bero Road from KM 0.00 to 44 (Working Length 39.07KM)	60,08.58 Govt. of India No. RW/NH- 28014/2/2013/ JHR/P-3 (CRF) dt. 02.01.14 & 22.08.13	26.09.14	25.09.16	0.00	0.00	0.00	0.00	N.A.

APPENDIX IX – COMMITMENTS OF THE GOVERNMENT - LIST OF INCOMPLETE CAPITAL WORKS - contd.

Sl. No.	Name of the Project/ Works	Estimated cost of work / date of sanction	Year of commencement	Target year of completion	Physical progress of work (in per cent)	Expenditure during the year	Progressive expenditure to the end of the year	Pending payments	Revised cost, if any/ date of revision
1	2	3	4	5	6	7	8	9	10
					<i>(Rupees in lakh)</i>				
68	Construction of High-Level R.C.C Bridge (with Approach Road) Over Tajna River in 6th Km. of Khunti-Tamar Road. (3X24M)	1,72.26 Letter No.5408 (S) Dt/ 04.08.2008/ 8109(S) dt. 22.11.2012 (Revised) & C.D.O. 1660 (S) dt. 11.12.08 Letter No. 05/2007- 889 (Enc.) dt. 27.08.12 (Revised)	16.01.10	31.03.13	66.00	4.20	1,15.52	0.00	1,72.26, further revised 32.41 and 20.46
69	The Construction of H.L. RCC Bridge over Narda Nala In 24Th Km. of Khunti-Tamar Road (2X10M)	78.72 Letter No.4048(S) dt. 09.07.11 & 667 (Inc.) dt. 26.07.11	17.01.12	16.07.13	70.00	14.49	67.78	0.00	N.A.
70	The Construction of H.L.Bridge over Jahirdar Nala In 38Th Km. of Khunti (2X10M)	91.80 Letter No. 4085 (S) dt. 09.07.11 & 663 (Inc.) dt. 26.07.11	17.01.12	16.07.13	60.00	22.91	56.84	0.00	N.A.

APPENDIX IX – COMMITMENTS OF THE GOVERNMENT - LIST OF INCOMPLETE CAPITAL WORKS - contd.

Sl. No.	Name of the Project/ Works	Estimated cost of work / date of sanction	Year of commencement	Target year of completion	Physical progress of work (in per cent)	Expenditure during the year	Progressive expenditure to the end of the year	Pending payments	Revised cost, if any/ date of revision
1	2	3	4	5	6	7	8	9	10
<i>(Rupees in lakh)</i>									
71	The Construction of Bridge Over Karo River At- CH- 32.075 Km of Khunti Torpa Kolebira Road (7X21.60M)	5,47.94 Letter No. 9066 (S) dt. 24.12.12	10.10.13	09.04.15	50.00	2,85.00	3,09.75	0.00	N.A.
72	The Construction of Bridge Over Changer Jhore River At- CH- 24.950 Km of Khunti Torpa Kolebira Road (5X18.6M)	3,57.44 Letter No. 9064 (S) dt. 24.12.12 & Letter No. 187/12-13 dt. 22.01.13	27.05.13	26.11.15	90.00	1,90.00	3,23.55	0.00	N.A.
73	The construction of Bridge over Bhamni River at ch. 3.532 Km of Murhu-Tapkara Road (4X24M)	4,68.20 Letter No. 904 (S) dt. 03.02.14	30.12.14	29.06.16	0.00	0.00	0.00	0.00	N.A.
74	The construction of Bridge over Chhata River at Ch. 32.00 Km of Hatia – Lodhma – Karra – Khunti Road (3X18M)	3,41.70 Letter No. 905 (S) dt. 03.02.14	23.02.15	22.08.16	0.00	0.00	0.00	0.00	N.A.
75	The Construction of Bridge over South Koel river At- CH- 14.500 Km of Rania - Soude - Bano Road (10x24M)	8,29.73 Letter No. 905 (S) dt. 03.02.14	06.08.14	05.02.16	5.00	1,75.00	1,75.00	0.00	N.A.

APPENDIX IX – COMMITMENTS OF THE GOVERNMENT - LIST OF INCOMPLETE CAPITAL WORKS - contd.

Sl. No.	Name of the Project/ Works	Estimated cost of work / date of sanction	Year of commencement	Target year of completion	Physical progress of work (in per cent)	Expenditure during the year	Progressive expenditure to the end of the year	Pending payments	Revised cost, if any/ date of revision
1	2	3	4	5	6	7	8	9	10
					<i>(Rupees in lakh)</i>				
76	Reconstruction / Strengthening of existing two lane Dumka - Rampurhat Road State highway No.- 17(SH-17) from km 0.00 to km 50.40 in Dumka District in Jharkhand under CRF During 2011-12.	66,16.79 Under Secretary, Government of India, MORT & H Letter No. RW/NH- 28014/28/2010/ JHR/P-3, New Delhi dt. - 23.02.2011/ 24.02.2011	2011-12	2015-16	95	5,40.77	61,35.10	0.00	N.A.
77	Construction of Dumka Ring Road (Dumka Bypass)	19,17.29 Deputy Secretary, Jharkhand Ranchi Letter No. 2923(S) dt. 23.03.2013	2012-13	2015-16	0	0.00	5,56.85	11,91.00	N.A.
78	Widening & Strengthening of Pattabari - Masanjore Road from 16 to 29.700 km for the year 2013-14.	38,66.53 Deputy Secretary, Jharkhand Ranchi Letter No. 11387(S) dt. 25.11.2013	2013-14	2015-16	98	30,50.00	37,13.09	1,60.01	N.A.
79	Widening & Strengthening of Ranibahal - Maheshkhala Road from 31 to 50.137km for the year 2013-14.	46,12.15 Deputy Secretary, Jharkhand Ranchi Letter No.1778(S) dt. 03.03.2014	2014-15	2015-16	50	22,00.00	24,75.00	20,37.77	N.A.

APPENDIX IX – COMMITMENTS OF THE GOVERNMENT - LIST OF INCOMPLETE CAPITAL WORKS - contd.

Sl. No.	Name of the Project/ Works	Estimated cost of work / date of sanction	Year of commencement	Target year of completion	Physical progress of work (in per cent)	Expenditure during the year	Progressive expenditure to the end of the year	Pending payments	Revised cost, if any/ date of revision
1	2	3	4	5	6	7	8	9	10
					<i>(Rupees in lakh)</i>				
80	Widening & Strengthening of Dondia (Dumka-Sahebganj Road SH-17) Deputy Secretary, to Guji Semal (Dumka-Rampurhat Road NH-114A)Total length 17.365 km for the year 2013-14.	28,61.42 Deputy Secretary, Jharkhand Ranchi Letter No.1088(S) dt. 11.02.2014	2013-14	2015-16	90	1,97,00.00	22,30.00	4,06.00	N.A.
81	Improvement of Riding Quality of Link Road from Dumka-Rampurhat Road to Dumka-Sahebganj Road (Central Jail Dumka) Via L.I.C Colony, Improvement of Riding Quality of Road from Town Thana, Dumka to Gandhi Maidan via Virkuwar Singh Chowk in Dumka Town, Improvement of Riding Quality of Road from Indoor Stadium to DC Resi. in Dumka Town, Widening & Strengthening of Road from Sadar Hospital to Gidhnipahari Road, Widening & Strengthening of Road from S.K. University to Dudhani Tower Chowk via Rasikpur, Widening & Strengthening of Road from Gandhimaidan to Hadhadia pull Via A-Team Ground, Widening & Strengthening of Road from National School to Pokhara chowk via Tata Show Room & Widening & Strengthening of Road From Vivekanand chowk to Zila Parisad office via SBI Main Branch, Dumka for the year 2013-14.	10,89.94 Deputy Secretary, Jharkhand Ranchi Letter No. 8483(S) dt. 18.09.2013, 8484(S) dt. 18.09.2013, 8070(S) dt. 05.09.2013, 8587(S) dt. 20.09.2013, 8619(S) dt. 20.09.2013, 8616(S) dt. 20.09.2013, 8620(S) dt. 20.09.2013	2013-14	2015-16	85	5,86.00	7,06.00	5,12.39	N.A.

APPENDIX IX – COMMITMENTS OF THE GOVERNMENT - LIST OF INCOMPLETE CAPITAL WORKS - contd.

Sl. No.	Name of the Project/ Works	Estimated cost of work / date of sanction	Year of commencement	Target year of completion	Physical progress of work (in per cent)	Expenditure during the year	Progressive expenditure to the end of the year	Pending payments	Revised cost, if any/ date of revision
1	2	3	4	5	6	7	8	9	10
<i>(Rupees in lakh)</i>									
82	Widening & Strengthening of Shivpahar Chowk to Saharjori Hatia Via Gidhnipahari, Sagarbhanga, Jhilimili Road for the year 2013-14.	38,12.94 Deputy Secretary, Jharkhand Ranchi letter no. 1088(S) dt. 11.02.2014	2013-14	2015-16	90	26,00.00	29,80.00	8,20.00	N.A.
83	Reconstruction & Strengthening OF Sitpahari more to Sigriharko Road From 0 to 25.900KM	22,70.58 Administrative Approval from Deputy Secretary, Jharkhand Ranchi letter no. 8139(S) dt. 05.09.2013	2014-15	2015-16	40	8,44.76	8,44.76	14,43.08	N.A.
84	Widening & Strengthening of Tharimore to Mohanpur-Chandradeep Via Kanhera, Bandarjori Road (L- 0 to 12.620 km)	26,54.48 Administrative Approval from Deputy Secretary, Jharkhand Ranchi letter no. 7587(S) dt. 10.10.2014	2014-15	2015-16	5	3,00.00	3,00.00	24,34.85	N.A.
85	Widening & Strengthening of Butbaria To Bengal Sima Road (L- 0 to 18.95 km)	37,25.62 Administrative Approval from Deputy Secretary, Jharkhand Ranchi letter no. 6939(S) dt. 12.09.2014	2014-15	2016-17	5	4,00.00	4,00.00	33,73.56	N.A.

APPENDIX IX – COMMITMENTS OF THE GOVERNMENT - LIST OF INCOMPLETE CAPITAL WORKS - contd.

Sl. No.	Name of the Project/ Works	Estimated cost of work / date of sanction	Year of commencement	Target year of completion	Physical progress of work (in per cent)	Expenditure during the year	Progressive expenditure to the end of the year	Pending payments	Revised cost, if any/ date of revision
1	2	3	4	5	6	7	8	9	10
					<i>(Rupees in lakh)</i>				
86	Widening & Strengthening of Kharoni chowk to Durgapur (Total length-18.825km) Road for the year 2014-15.	51,61.32 Administrative Approval from Deputy Secretary, Jharkhand Ranchi letter no. 7618(S) dt. 10.10.2014	2014-15	2016-17	2	4,60.00	4,60.00	41,43.77	N.A.
87	Improvement of Riding Quality of Pavement (IRQP) of Kathikund – Shikaripara Road (0 to 16.45 km) under Road Division, Dumka for the year 2014-15.	12,75.58 Administrative Approval from Deputy Secretary, Jharkhand Ranchi letter no. 5046(S) dt. 10.10.2014	2014-15	2015-16	80	8,00.00	8,00.00	52,79.70	N.A.
88	Construction of Road of OLD A.N. College Colony Road for the year 2014-15.	53.03 Administrative Approval from Deputy Secretary, Jharkhand, Ranchi letter no. 7500(S) dt. 07.10.2014	2014-15	2015-16	80	21.79	21.79	22.69	N.A.
89	Widening & Strengthening of Ramgarh – Hansdiha Road from 0 to 19.80 km.	41,00.67 Administrative Approval from Deputy Secretary, Jharkhand Ranchi letter no. 3760(S) dt. 13.05.2014	2014-15	2016-17	12	70,00.00	70,00.00	34,30.04	N.A.

APPENDIX IX – COMMITMENTS OF THE GOVERNMENT - LIST OF INCOMPLETE CAPITAL WORKS - contd.

Sl. No.	Name of the Project/ Works	Estimated cost of work / date of sanction	Year of commencement	Target year of completion	Physical progress of work (in per cent)	Expenditure during the year	Progressive expenditure to the end of the year	Pending payments	Revised cost, if any/ date of revision	
1	2	3	4	5	6	7	8	9	10	
				<i>(Rupees in lakh)</i>						
90	Widening & Strengthening of Vijaypur – Lakarjoriya Road from 0 to 10.05 km for the year 2014-15.	31,62.31 Administrative Approval from Deputy Secretary, Jharkhand Ranchi letter no. 1848(S) dt. 04.03.2014	2014-15	2015-16	2	2,50.00	2,50.00	22,50.70	N.A.	
91	Widening & Strengthening of Aamjhari to Karmantar Road from 0 to 16.250km for the year 2014-15.	24,41.24 Administrative Approval from Deputy Secretary, Jharkhand Ranchi letter no. 6482(S) dt. 01.09.2014	2014-15	2015-16	2	2,40.00	2,40.00	21,61.74	N.A.	
92	Widening & Strengthening of Surichuwa to Maluti Road from 0 to 6.35km for the year 2014-15.	17,15.67 Administrative Approval from Deputy Secretary, Jharkhand Ranchi letter no. 6864(S) dt. 10.09.2014	2014-15	2015-16	25	20,00.00	20,00.00	12,77.82	N.A.	
93	Construction of Khuntabandh Pond to Dumka Airport Road via Agriculture Center for the year 2014-15.	4,03.07 Administrative Approval from Deputy Secretary, Jharkhand Ranchi letter no. 7499(S) dt. 07.10.2014	2014-15	2015-16	70	2,00.00	2,00.00	1,52.04	N.A.	

APPENDIX IX – COMMITMENTS OF THE GOVERNMENT - LIST OF INCOMPLETE CAPITAL WORKS - contd.

Sl. No.	Name of the Project/ Works	Estimated cost of work / date of sanction	Year of commencement	Target year of completion	Physical progress of work (in per cent)	Expenditure during the year	Progressive expenditure to the end of the year	Pending payments	Revised cost, if any/ date of revision
1	2	3	4	5	6	7	8	9	10
<i>(Rupees in lakh)</i>									
94	Construction of Road from District Horticulture Center Karharbill to Dumka Railway Station Via Back Side of Dumka Polytechnic (L-0 to 2.027 km)	5,93.23 Administrative Approval from Deputy Secretary, Jharkhand Ranchi letter no. 7501(S) dt. 07.10.2014	2014-15	2015-16	20	1,00.00	1,00.00	4,32.26	N.A.
95	Construction of high level R.C.C bridge over Local River at 6th km of Pattabari - Masanjore Road.	91.97 Deputy Secretary, R.C.D, Jharkhand, Ranchi letter no. 2254(S) dt. 14.03.2013	2013-14	2015-16	95	10.59	64.15	18.51	N.A.
96	Construction of High level R.C.C Bridge with Approach Road over Local River at km 8th, 9th, 29th, 33th, 35th & 45th (8/3, 9/2, 29/2, 33/1, 35/2, 45/2) of Dumka - Rampurhat Road for the year 2012-13.	6,98.21 Deputy Secretary, R.C.D, Jharkhand, Ranchi letter No. 9262(S) dt. 31.12.12, 9274(S) dt. 31.12.12, 9275(S) dt. 31.12.12, 172(S) dt. 05.01.13, 232(s) 05.01.13, 234(s) dt. 08.01.13	2013-14	2015-16	80	2,85.37	4,74.35	1,97.90	N.A.

APPENDIX IX – COMMITMENTS OF THE GOVERNMENT - LIST OF INCOMPLETE CAPITAL WORKS - contd.

Sl. No.	Name of the Project/ Works	Estimated cost of work / date of sanction	Year of commencement	Target year of completion	Physical progress of work (in per cent)	Expenditure during the year	Progressive expenditure to the end of the year	Pending payments	Revised cost, if any/ date of revision
1	2	3	4	5	6	7	8	9	10
<i>(Rupees in lakh)</i>									
97	Construction of High level R.C.C Bridge with approach Road over Local river at 45th km of Ranibahal - Maheshkhala Road.	1,51.25 Deputy Secretary, R.C.D, Jharkhand, Ranchi letter no. 4273(S) dt. 04.05.2013	2013-14	2015-16	95	13.08	83.58	10.00	N.A.
98	Construction of High level R.C.C Bridge with approach Road over Local river at 11th km of Kathikund - Shikaripara Road.	3,16.86 Deputy Secretary, R.C.D, Jharkhand, Ranchi letter No. 4326(S) dt. 07.05.2013	2013-14	2015-16	100	1,75.00	3,66.88	6.55	N.A.
99	Construction of High level R.C.C Bridge with approach Road over Local river at 34 km of Ranibahal - Maheshkhala Road.	1,11.85 Deputy Secretary, R.C.D, Jharkhand, Ranchi letter no. 4410(S) dt. 09.05.2013	2013-14	2015-16	100	68.00	1,03.41	8.50	N.A.
100	Construction of high level bridge with approach Road over Local River at 3rd km of Dumka - Ring Road	91.12 Deputy Secretary, R.C.D, Jharkhand, Ranchi letter no. 4412(S) dt. 09.05.2013	2014-15	2015-16	90	71.22	71.22	5.00	N.A.

APPENDIX IX – COMMITMENTS OF THE GOVERNMENT - LIST OF INCOMPLETE CAPITAL WORKS - contd.

Sl. No.	Name of the Project/ Works	Estimated cost of work / date of sanction	Year of commencement	Target year of completion	Physical progress of work (in per cent)	Expenditure during the year	Progressive expenditure to the end of the year	Pending payments	Revised cost, if any/ date of revision
1	2	3	4	5	6	7	8	9	10
					<i>(Rupees in lakh)</i>				
101	Construction of high level bridge with approach Road over Local River at 39th km of Ranibahal - Maheshkhala Road	2,04.60 Deputy Secretary, R.C.D, Jharkhand, Ranchi letter no. 4961(S) dt. 21.05.2013	2013-14	2015-16	80	1,17.14	1,17.14	74.84	N.A.
102	Construction of High level bridge of following sizes at following chainage in Vijaypur-Lakarjoria Road. 1. CH 0.775 KM - 2 X 16 M 2. CH 2.097 KM - 1 X 16 M 3. CH 7.040 KM - 1 X 16 M 4. CH 7.558 KM - 1 X 16 M 5. CH 8.215 KM - 1 X 12 M	31,62.31 Deputy Secretary, R.C.D, Jharkhand, Ranchi letter no. 1848(S) dt. 04.03.2014	2014-15	2015-16	40	1,75.00	1,75.00	2,68.00	N.A.
103	Construction of high level R.C.C bridge over Pathara river at ch 6.250 km of Dalahi - Murgimore Road.	1,44.45 Deputy Secretary, R.C.D, Jharkhand, Ranchi letter no. 4463(S) dt. 12.06.2014	2014-15	2015-16	40	40.00	40.00	80.91	N.A.
104	Balance work of Widening and strengthening of Madhupur to Laharjori Road from km 0.0 to 21.643 for the Year 2013-14	4964(S), dt. 17.08.07	2013-14	2015-16	31	6,00.00	24,82.97	14,24.90	N.A.

APPENDIX IX – COMMITMENTS OF THE GOVERNMENT - LIST OF INCOMPLETE CAPITAL WORKS - contd.

Sl. No.	Name of the Project/ Works	Estimated cost of work / date of sanction	Year of commencement	Target year of completion	Physical progress of work (in per cent)	Expenditure during the year	Progressive expenditure to the end of the year	Pending payments	Revised cost, if any/ date of revision
1	2	3	4	5	6	7	8	9	10
<i>(Rupees in lakh)</i>									
105	W/S of Satsangnagar to Bhirkhibad Road	5847(S), dt. 17.09.07	2013-14	2013-14	100	0.00	4,10.57	98.26	N.A.
106	W/S of Sarath-Basti Palojori Road via Kukraha, Chitra	4131(S), dt. 12.07.11	2013-14	2015-16	90	8,00.00	31,65.83	4,43.51	N.A.
107	Reconstruction of Jasidih (Kalipur) to Deopura Road in Km 0.00 to 4.68 under Plan for the year 2013-14.	3990(S), dt. 24.04.13	2012-13	2015-16	95	3,00.00	7,80.00	87.52	N.A.
108	Reconstruction of Jasidih (Kalipur) to Kusmaha Road in Km 0.00 to 4.88 under Plan for the year 2013-14.	3952(S), dt. 18.04.13	2013-14	2015-16	55	1,27.15	4,62.15	4,25.04	N.A.
109	Widening and Strengthening of Road from Ashna to Dubiya Road Length 5.130 KM	1570(S), dt. 24.02.14	2014-15	2015-16	96	8,60.00	8,60.00	47.70	N.A.
110	Reconstruction/Widening and Strengthening of Road from Mahuwadabar to Sarwan via Kurmidih Road (Length 19.425 Km)	4104(S), dt. 29.05.14	2014-15	2015-16	42	10,00.00	10,00.00	14,71.56	N.A.
111	Widening and Strengthening of Pandania to Jagdishpur Road via Dhamni Road Length 14.390 Km	4108(S), dt. 29.05.14	2014-15	2015-16	22	3,11.55	3,11.55	12,44.26	N.A.

APPENDIX IX – COMMITMENTS OF THE GOVERNMENT - LIST OF INCOMPLETE CAPITAL WORKS - contd.

Sl. No.	Name of the Project/ Works	Estimated cost of work / date of sanction	Year of commencement	Target year of completion	Physical progress of work (in per cent)	Expenditure during the year	Progressive expenditure to the end of the year	Pending payments	Revised cost, if any/ date of revision
1	2	3	4	5	6	7	8	9	10
<i>(Rupees in lakh)</i>									
112	Widening and Strengthening of Road from Rangasirsa to Karmatand Via Dhiba, Kukraha, Karown Road Length 31.00 Km	4106(S), dt. 29.05.14	2014-15	2015-16	67	30,50.00	30,50.00	16,47.01	N.A.
113	Widening and Strengthening of Road from Pipra to Sakalpur via Baskupi Road Length 19.20 KM	4102(S), dt. 29.05.14	2014-15	2015-16	22	4,64.00	4,64.00	18,54.85	N.A.
114	Widening & Strengthening of Road from Gargaria to Sahara (Length-10.530KM)	4100(S), dt. 29.05.14	2014-15	2015-16	90	17,00.00	17,00.00	2,68.57	N.A.
115	Widening and Strengthening of Road from Sarwan to Ghormara (Tirnagar)	5350(S), dt.17.07.14	2014-15	2015-16	40	9,00.00	9,00.00	6,17.62	N.A.
116	Widening and Strengthening of Roshan more - Madhupur Bypass Road (From Nawadih to S-M Road Via Jayanti, Pasia Village) Length 3.025 Km	1571(S), dt. 24.02.14	2014-15	2015-16	55	3,00.00	3,00.00	3,17.32	N.A.
117	Widening and Strengthening of Madhupur Thana Chowk - Panahakola - Patawabad Road from KM 0.00 to 5.375	6247(S), dt. 21.08.14	2014-15	2015-16	85	7,00.00	7,00.00	1,89.37	N.A.

APPENDIX IX – COMMITMENTS OF THE GOVERNMENT - LIST OF INCOMPLETE CAPITAL WORKS - contd.

Sl. No.	Name of the Project/ Works	Estimated cost of work / date of sanction	Year of commencement	Target year of completion	Physical progress of work (in per cent)	Expenditure during the year	Progressive expenditure to the end of the year	Pending payments	Revised cost, if any/ date of revision
1	2	3	4	5	6	7	8	9	10
<i>(Rupees in lakh)</i>									
118	Widening and strengthening of Chitra on Sarath -Basti Palajori Road to Duldulai More on Jamtara Karmatanr Road (Length 10.58 Km)	6945(S), dt.12.09.14	2014-15	2015-16	25	5,00.00	5,00.00	42.09	N.A.
119	Strengthening and Widening of Dhamni to Kusmaha Road (Length 9.975 KM)	9117(S), dt. 26.12.14	2014-15	2015-16	16	1,70.00	1,70.00	10,71.37	N.A.
120	Construction of High Level Bridge (Balance work) in km 18/1,35/1 &35/2 of Deoghar Sarath Road under Plan Head for year 2012-13	2974(S), dt. 18.7.06	2013-14	2013-14	72	71.72	1,35.44	56.35	N.A.
121	Construction of High Level Bridge at 19th KM of Deoghar-Madhupur Road (SPAN- 1x24.0M) for the year 2013-14 (Under Plan)	4409(S), dt. 09.05.13	2013-14	2013-14	52	60.86	19,43.83	38.83	N.A.
122	Widening and Strengthening of Kathal More to Argora Chowk from km 0.00 to 5.31 for the year 2011-12.	60,62.56 dt. 30.07.11/ 20.10.12	2011-12	4/1/2013	62	69.07	53,21.51	N.A.	N.A.
123	Remaning work of Widning and strengthening of Kanke Bazar Tand (PWD) to Block chowk Boriya(PWD) for the year 2011-12.	23,73.17 dt. 10.02.12/ 25.10.12	2012-13	8/10/2015	93	3,81.70	26,33.15	N.A.	N.A.

APPENDIX IX – COMMITMENTS OF THE GOVERNMENT - LIST OF INCOMPLETE CAPITAL WORKS - contd.

Sl. No.	Name of the Project/ Works	Estimated cost of work / date of sanction	Year of commencement	Target year of completion	Physical progress of work (in per cent)	Expenditure during the year	Progressive expenditure to the end of the year	Pending payments	Revised cost, if any/ date of revision
1	2	3	4	5	6	7	8	9	10
<i>(Rupees in lakh)</i>									
124	Widening and Strengthening of Bahu Bazar to NH-33 Road via Chutia Railway Gate for the year 2012-13.	9,97.39/ dt. 22.02.13	2013-14	30.04.14	93	6,32.45	9,32.45	N.A.	N.A.
125	4 Laning work of Birsa Chowk to Tupudana Chowk Road with construction of 3 nos bridges for the year 2012-13.	54,16.58/ dt. 07.11.13	2013-14	1.3.2015	70	21,35.00	49,08.28	N.A.	N.A.
126	Widening and Strengthening of Namkum to Doranda Road from Km 0.00 to 6.700 (Four Lane) with construction of Bridge Over Subernarekha river for the year 2013-14.	30,37.89/ dt. 24.09.13	2013-14	21.01.15	48	9,19.99	17,29.99	N.A.	N.A.
127	Widening and Strengthening of Sadar Hospital, Ranchi (Friyalal Chowk) to Kokar Chowk from KM 0.00 to 3.725 the year 2013-14.	5,60.40/ dt. 17.08.13	2013-14	02.09.14	45	2,63.65	2,63.65	N.A.	N.A.
128	Widening and Strengthening of Karamtoli Chowk to Potpotto River for the year 2012-13.	29,11.62/ dt. 24.05.2014	2014-15	30.04.15	20	2,22.26	2,22.26	N.A.	N.A.
129	Widening and Strengthening of Bariatu (MDR-004) to Chiraundi (MDR-016) via Hill View Nursing Home, Bharamtoli and Shankar Nagar Road from KM 0.00 to 2.77 for the year 2013-14.	3,50.87/ dt. 20.09.13	2014-15	15.04.15	85	2,72.36	2,72.36	N.A.	N.A.

APPENDIX IX – COMMITMENTS OF THE GOVERNMENT - LIST OF INCOMPLETE CAPITAL WORKS - contd.

Sl. No.	Name of the Project/ Works	Estimated cost of work / date of sanction	Year of commencement	Target year of completion	Physical progress of work (in per cent)	Expenditure during the year	Progressive expenditure to the end of the year	Pending payments	Revised cost, if any/ date of revision	
1	2	3	4	5	6	7	8	9	10	
				<i>(Rupees in lakh)</i>						
130	Reconstruction of Pundag TOP to DAV Pundag Road from Km 0.00 to 1.772 for the year 2013-14.	13.56 / dt. 10.02.14	2014-15	03.04.15	60	2,67.36	2,67.36	N.A.	N.A.	
131	Widening and Strengthening of Birsa Rajpath (New Market Chowk to HEC Gate Chowk) for the year 2013-14.	20.26 / dt. 14.08.14	2014-15	14.07.2015	45	11,00.00	11,00.00	N.A.	N.A.	
132	Widening and Strengthening of Road Package No.-1 in Ranchi Urban area (Birsa Chowk to Rajendra Chowk Road via Hinoo) including improvement of Drainage System for the year 2014-15.	1,32,24.75 / dt. 03.03.14	2014-15	08.01.2016	11	2,00.00	2,00.00	N.A.	N.A.	
133	Widening and Strengthening of Road Package No.-4 in Ranchi Urban area (i. Tupudana (Singh More) to Latma Road ii. Mausibari Gol Chakkar to Site-IV iii. Dhurwa Check Post to Ranchi Bypass including improvement of Drainage System for the year 2014-15.	1,32,24.75 / dt. 03.03.14	2014-15	08.01.2016	10	2,00.00	2,00.00	N.A.	N.A.	

APPENDIX IX – COMMITMENTS OF THE GOVERNMENT - LIST OF INCOMPLETE CAPITAL WORKS - contd.

Sl. No.	Name of the Project/ Works	Estimated cost of work / date of sanction	Year of commencement	Target year of completion	Physical progress of work (in per cent)	Expenditure during the year	Progressive expenditure to the end of the year	Pending payments	Revised cost, if any/ date of revision
1	2	3	4	5	6	7	8	9	10
<i>(Rupees in lakh)</i>									
134	Widening and Strengthening of Nayasarai- Argora Road from KM 0.00 to 5.8 including construction of Bridges in 2nd and 5th KM for the year 2013-14.	35,76.88 / dt. 13.10.14	2014-15	15.01.16	20	4,58.82	4,58.82	N.A.	N.A.
135	Construction of remaining work H.L. R.C.C. Bridge over Harmu Nala in Kadru Chowk to Ranchi Railway Station Road for the year 2013-14.	1,17.76 / dt. 09-05-14	2014-15	22-11-14	51	60.02	60.02	N.A.	N.A.
136	Construction of Bridge over Sapahi River at Ch. - 3.650 km of Ranchi-Muri Road	1,89.55 / dt. 09.07.13	2013-14	28.01.15	15	25.00	25.00	N.A.	N.A.
137	Construction of High Level Bridge over Bhorongdih Nala in km 30th (CH. - 29.900) of Banta-Rahe-Bundu Road.	2,01.82 / dt. 24.12.12	2012-13	29.12.13	60	14.58	1,16.38	N.A.	N.A.

APPENDIX IX – COMMITMENTS OF THE GOVERNMENT - LIST OF INCOMPLETE CAPITAL WORKS - contd.

Sl. No.	Name of the Project/ Works	Estimated cost of work / date of sanction	Year of commencement	Target year of completion	Physical progress of work (in per cent)	Expenditure during the year	Progressive expenditure to the end of the year	Pending payments	Revised cost, if any/ date of revision
1	2	3	4	5	6	7	8	9	10
<i>(Rupees in lakh)</i>									
138	Construction of H.L. Bridge in KM 21.2 of Hazaribag-Barkagaon-Tandwa Road.	AA – 79.65 Vide Dy. Secretary RCD, Ranchi Letter No.8071(S) dt. 16.11.12 T.S. – 79.65 Vide Chief Engineer, C.D.O., Ranchi Letter No.- Nil dt. 30.10.2013	08.04.2013	14.03.2014	68.00	41.96	50.48	N.A.	N.A.
139	Construction of H.L. Bridge in 41st KM of Hazaribag-Ramgarh Road (NH-33)	AA – 2,40.89 Vide Dy. Secretary RCD, Ranchi Letter No.5510(S) dt. 11.06.13 T.S. – 2,40.89 Vide Chief Engineer, C.D.O., Ranchi Letter No.- Nil dt. 07.06.13	16.11.2013	15.05.2015	65.00	49.58	1,45.39	N.A.	N.A.

APPENDIX IX – COMMITMENTS OF THE GOVERNMENT - LIST OF INCOMPLETE CAPITAL WORKS - contd.

Sl. No.	Name of the Project/ Works	Estimated cost of work / date of sanction	Year of commencement	Target year of completion	Physical progress of work (in per cent)	Expenditure during the year	Progressive expenditure to the end of the year	Pending payments	Revised cost, if any/ date of revision
1	2	3	4	5	6	7	8	9	10
					<i>(Rupees in lakh)</i>				
140	Construction of H.L. Bridge in 9.50 KM of Hazaribag-Barkagaon-Tandwa Road over Bokaro River	AA – 1,93.81 Vide Dy. Secretary RCD, Ranchi Letter No.8072(S) dt. 16.11.12 T.S. – 1,93.81 Vide Chief Engineer, C.D.O., Ranchi Letter No. nil dt. 30.10.2013	09.04.2013	08.10.2014	25.00	45.80	45.80	N.A.	N.A.
141	Construction of H.L. Bridge in 21st Km of H.B.T. Road.	AA – 1,11.68 Vide Dy. Secretary RCD, Ranchi Letter No.3784(S) dt. 01.08.09 T.S. – 1,12.99 Vide Chief Engineer, C.D.O., Ranchi Letter No.- 790(E) dt. 19.08.2009	28.02.2013	27.02.2014	23.00	29.76	29.76	N.A.	N.A.

APPENDIX IX – COMMITMENTS OF THE GOVERNMENT - LIST OF INCOMPLETE CAPITAL WORKS - contd.

Sl. No.	Name of the Project/ Works	Estimated cost of work / date of sanction	Year of commencement	Target year of completion	Physical progress of work (in per cent)	Expenditure during the year	Progressive expenditure to the end of the year	Pending payments	Revised cost, if any/ date of revision
1	2	3	4	5	6	7	8	9	10
					<i>(Rupees in lakh)</i>				
142	Construction of H.L. Bridge in 27th Km of H.B.T. Road.	AA – 2,43.97 Vide Dy. Secretary RCD, Ranchi Letter No.2533(S) dt. 30.05.09 T.S. – 2,45.74 Vide Chief Engineer, C.D.O., Ranchi Letter No.- 791(Enc) dt. 10.08.09	Old Agreement 30.09.2009 New Agreement 07.10.2014	29.03.2011 06.10.2015	32.75 25.44^	25.44	(Old) 59.74466 45.97018	N.A.	AA 2,43.97000 Vide Dy. Sec. RCD, Ranchi L. No. 3533 dt. 30.05.09 T.S. 189.47500 Vide C.E., C.D.O., Ranchi L. No. 550 dt. 18.06.2011 Old Agreement terminated
143	Widening and Strengthening of St. Columba's College to Churchu Hatyari More KM 0 to 30.038	AA 62,67.39 Vide Dy. Sec. R.C.D. Ranchi Letter no. 9284(S) of 09.10.2013 T.S. 62,67.39/ dt. 07.11.2013	26.05.2014	25.11.2015	21	9,98.71	9,98.71	N.A.	N.A.

APPENDIX IX – COMMITMENTS OF THE GOVERNMENT - LIST OF INCOMPLETE CAPITAL WORKS - contd.

Sl. No.	Name of the Project/ Works	Estimated cost of work / date of sanction	Year of commencement	Target year of completion	Physical progress of work (in per cent)	Expenditure during the year	Progressive expenditure to the end of the year	Pending payments	Revised cost, if any/ date of revision
1	2	3	4	5	6	7	8	9	10
<i>(Rupees in lakh)</i>									
144	Widening and Strengthening of Ichak More (NH-33) to Barkatha (NH2) Road in KM 0 to 31.383	AA 63,73.72 Vide Dy. Sec. R.C.D. Ranchi Letter no. 6057(S) of 12.08.2014 T.S. 6373.16 C.E. C.D.O. Ranchi L. No. Nil dt. 28.05.2014	21.10.2014	20.04.2016	10.53	6,00.00	6,00.00	N.A.	N.A.
145	IRQP work of Barkagaon to Badam Via Bishrampur Chowk in KM 0 to 12.4	AA- 3,31.05 Eng.-in-Chief, RCD, Jharkhand. Letter No. 4460(S) dt. 12.06.2014 T.S. 3,31.05 C.E., C.D.O. Ranchi Lt. No. 1846 dt. 18.11.2013	13.03.2015	10.08.2015	8.00	30.00	30.00	N.A.	N.A.

APPENDIX IX – COMMITMENTS OF THE GOVERNMENT - LIST OF INCOMPLETE CAPITAL WORKS - contd.

Sl. No.	Name of the Project/ Works	Estimated cost of work / date of sanction	Year of commencement	Target year of completion	Physical progress of work (in per cent)	Expenditure during the year	Progressive expenditure to the end of the year	Pending payments	Revised cost, if any/ date of revision
1	2	3	4	5	6	7	8	9	10
<i>(Rupees in lakh)</i>									
146	W/S of Tantnagar to Majhgaon via Bharbharia Kumardungi Road in KM 34 to 60	58,84.55 / dt. 20.09.2011	05.06.2013	04.12.2014	98	11,41.04	25,41.04	6,55.12	N.A.
147	W/S of Chaibasa-Saitwa Road in KM 0 to 22.50	30,03.00 / dt. 11.04.2013	18.06.2013	27.12.2014	80	11,00.00	23,75.00	5,23.27	N.A.
148	Construction of H.L. Bridge over Kudahatu Nala at Ch. 9.080 KM of Singhpokharia to Jaintgarh Road Via Jhinpani-Srengsia Jagarnthpur Road	1,04.25 / dt. 17.12.2012	11.03.2013	10.03.2014	75	30.14	61.14	37.01	N.A.
149	Construction of H.L. Bridge over Local Nala at Ch. 20.173 of Asura-Balandia-Kumardungi Road.	96.59 / dt. 02.11.2012	15.03.2013	14.03.2014	75	18.91	74.76	28.64	N.A.
150	Construction of H.L. Bridge over Local Nala at Ch. 3.525 of Asura-Balandia-Kumardungi Road	97.69 / dt. 14.11.2012	02.03.2013	01.03.2014	50	14.38	46.72	48.84	N.A.
151	Construction of H.L. Bridge over in ch. 10.40 KM of Singhpokharia-Jaintgarh Road	2,32.34 / dt. 03.12.2012	30.04.2013	29.04.2014	40	36.82	41.29	1,77.50	N.A.
152	Construction of H.L. Bridge over Bankati Nala at ch. 52.260 KM of Singhpokhraia Jaintgarh Road	1,78.75 / dt. 22.01.2013	20.03.2013	19.03.2014	90	48.49	1,06.43	68.74	N.A.
153	Construction of H.L. Bridge over Rajabasa at Ch. 57.045 KM of Singhpokharia Jaintgarh Road	1,21.01 / dt. 22.01.2013	03.04.2013	02.04.2014	90	30.40	56.40	58.48	N.A.

APPENDIX IX – COMMITMENTS OF THE GOVERNMENT - LIST OF INCOMPLETE CAPITAL WORKS - contd.

Sl. No.	Name of the Project/ Works	Estimated cost of work / date of sanction	Year of commencement	Target year of completion	Physical progress of work (in per cent)	Expenditure during the year	Progressive expenditure to the end of the year	Pending payments	Revised cost, if any/ date of revision
1	2	3	4	5	6	7	8	9	10
<i>(Rupees in lakh)</i>									
154	Construction of H.L. Bridge over Ch. 18.787 KM, Ch. 25.350 KM & Ch. 39.810 KM of Singhpokharia Jaintgarh Road	7,10.22 / dt. 22.01.2013	21.10.2013	20.04.2015	72	2,99.99	4,28.61	3,89.61	N.A.
155	Construction of H.L. Bridge over at ch. 14.850 KM of Asura Kumardungi Road & Ch. 23.015 KM of Hatgamharia Benisagar Road	3,35.32 / dt. 02.11.2012 22.03.2013	13.11.2013	12.11.2014	43	88.10	88.10	2,90.71	N.A.
156	Construction of H.L. Bridge in Ch. 48th KM, 51 KM & 56 KM of Tantnagar-Majhgaon Road	9,17.49 / dt. 28.01.2013	02.09.2013	01.03.2015	30	2,04.77	2,71.77	6,81.02	N.A.
157	Construction of H.L. Bridge at ch. 13.805 of Hatgmahria Benisagar Road.	83.10 / dt. 28.01.2013	30.07.2013	29.04.2014	70	46.12	62.07	23.47	N.A.
158	Construction of H.L. Bridge over Rauta Nala at ch. 7.865 KM of Majhgaon - Khairpal Jaintgarh Road.	2,09.24	24.01.2014	23.01.2015	75	38.99	47.97	1,50.90	N.A.
159	Construction of HL Bridge over Mundai Nala at ch. 24.808 KM of Majhgaon- Khairpal- Jaintgarh Road.	1,89.73 / dt. 29.01.2014	04.03.2014	03.03.2015	100	1,50.00	1,50.00	47.90	N.A.

APPENDIX IX – COMMITMENTS OF THE GOVERNMENT - LIST OF INCOMPLETE CAPITAL WORKS - contd.

Sl. No.	Name of the Project/ Works	Estimated cost of work / date of sanction	Year of commencement	Target year of completion	Physical progress of work (in per cent)	Expenditure during the year	Progressive expenditure to the end of the year	Pending payments	Revised cost, if any/ date of revision
1	2	3	4	5	6	7	8	9	10
<i>(Rupees in lakh)</i>									
160	W/S of Road from Jamdih in KM 33 of Singhpokharia- Jhikpani-Serengsia- Jaintgrh to Hatgamharia NH-75E via Kendposi Railway Station Length 7.680 KM	15,51.33 / dt. 15.05.2014	15.09.2014	14.03.2016	96	17,20.28	17,20.28	52.87	N.A.
161	W/S of Chaibasa (Gandhi Tola Jain Temple) to Airport Road. (For intermediate lane) from 0.00 to 4.10 KM	8,37.99 / dt. 15.05.2014	26.09.2014	25.09.2015	30	4,05.63	4,05.63	2,64.95	N.A.
162	Widening & Strengthening of Hobalkand to Khairpal Road. Length 7.060 KM	9,95.20 / dt. 23.07.2014	26.09.2014	25.09.2015	100	9,56.41	9,56.41	16.87	N.A.
163	W/S of Gumla-Majhatoli NH 78 Chainpur-Dumri-Mahuwadar Road (KM 0 to 30.5)	36,17.00 / dt. 03.03.2014	28.06.14	27.09.15	69	17,09.77	17,09.77	N.A.	N.A.
164	W/S of Manoharpur- Anandpur-Bano – Kolebira Road. (Km 26.4 to 55.40)	58,25.30 / dt. 24.12.07	04.01.10	30.06.12	92.15	3,72.50	30,04.00	N.A.	N.A.
165	W/s Palkot (NH 23 IN) Nathpur-Konbir (SH-3) Road in km 0 to 16.84	26,26.61 / dt. 25.03.13	25.09.13	24.09.14	52	12,74.49	16,24.21	N.A.	N.A.
166	W/S of Kamdara-Bero Road (MDR-34) in Km 0 to 23.6	23,48.48 / dt. 14.03.13	05.06.14	04.01.16	21	6,00.00	6,00.00	N.A.	N.A.

APPENDIX IX – COMMITMENTS OF THE GOVERNMENT - LIST OF INCOMPLETE CAPITAL WORKS - contd.

Sl. No.	Name of the Project/ Works	Estimated cost of work / date of sanction	Year of commencement	Target year of completion	Physical progress of work (in per cent)	Expenditure during the year	Progressive expenditure to the end of the year	Pending payments	Revised cost, if any/ date of revision
1	2	3	4	5	6	7	8	9	10
<i>(Rupees in lakh)</i>									
167	Construction of H.L Bridge over Redwa River in KM 15.9 of Kamdara-Bero Road	1,88.02 / dt. 29.11.12	08.04.13	07.04.14	25	10.00	53.74	N.A.	N.A.
168	Construction of H.L.Bridge with approach Road over Deo River in KM 64 of Manoharpur-Anandpur-Bano-Kolebira Road (6x24)	6,09.98 / dt. 09.05.13	03.12.13	02.09.15	20	1,28.64	1,36.84	N.A.	N.A. Work has been terminated and remaining work tender has been received and Technical Bid submitted to Engg.-in-Chief.
169	Reconstruction of Putki-Bhaga-Bhowra-Sudamdih Road (14.00 Km) under Plan Head for the year 2012-13.	19,58.12 / 438(S) / dt. 15.01.13	07 SBD / 2012-13	18.06.2014	20	—	5,10.00	15,07.08	N.A.
170	IRQP work of Govindpur-Tundi-Giridih Road in Km 0 to 20 & 21(100) to 28.20 (27.30 Km) for the year 2012-13.	15,00.74 / 6914(S) / dt. 22.09.12	06 SBD / 2012-13	18.06.2014	15	—	3,74.92	11,25.83	N.A.
171	Domanpur- Maniyadih - Kolhar More Road of High Level R.C.C. Bridge at (i) 3.407 Km., (ii) 9.970 Km., (iii) 11.162 Km., (iv) 15.857 Km., (v) 17.177 Km., (vi) 19.705 Km. and (vii) 21.619 Km. in under Plan Head for the year 2013-14.	8,59.99 / 9006(S) / dt. 27.09.13	03 SBD / 2014-15	19.01.2017	5	1,00.00	1,00.00	9,16.08	N.A.

APPENDIX IX – COMMITMENTS OF THE GOVERNMENT - LIST OF INCOMPLETE CAPITAL WORKS - contd.

Sl. No.	Name of the Project/ Works	Estimated cost of work / date of sanction	Year of commencement	Target year of completion	Physical progress of work (in per cent)	Expenditure during the year	Progressive expenditure to the end of the year	Pending payments	Revised cost, if any/ date of revision
1	2	3	4	5	6	7	8	9	10
<i>(Rupees in lakh)</i>									
172	Widening & Strengthening / Reconstruction of Domanpur (Near Govindpur at NH-2) to Kolhar More via Maniyadih on Govindpur-Tundi Road under Plan Head for the year 2013-14.	43,16.31 8138(S) dt. 05.09.13	04 SBD 2014-15	11.02.2017	1	3,00.00	3,00.00	45,61.96	N.A.
173	Strengthening / Reconstruction of Road from NH-32 Hirapur Pani Tanki to Karmatand Hirak Road via Telipara, Damodarapur (Length-4.10 Km) under Plan Head for the year 2014-15.	98.73 6831(S) dt. 09.09.14	42 F2 2014-15	06.05.15	50	40.00	40.00	55.38	N.A.
174	Re-Construction of Pakur-Barharwa Road from KM 13.00 to 29.00 and Barharwa to Digghi More upto NH-80 link Road from KM 0.0 to 3.65	66,42.27 Dept. Secretary of Jharkhand R.C.D. Jharkhand, Ranchi Letter No. 1759(S) dt. 22.03.2011	2011-2012	2013-2014	55	5,74.27	42,68.13	23,74.14	N.A.
175	Strengthening of Tinpahar Railway Station Link Road (MDR-210) from k.m. 0.00 to k.m. 1.425	1,81.66 Deputy Secretary of Jharkhand RCD. Jharkhand, Ranchi Letter No. 7233(S) dt. 31.10.11	2011-2012	2012-2013	90	31.65	66.54	1,15.13	N.A.

APPENDIX IX – COMMITMENTS OF THE GOVERNMENT - LIST OF INCOMPLETE CAPITAL WORKS - contd.

Sl. No.	Name of the Project/ Works	Estimated cost of work / date of sanction	Year of commencement	Target year of completion	Physical progress of work (in per cent)	Expenditure during the year	Progressive expenditure to the end of the year	Pending payments	Revised cost, if any/ date of revision
1	2	3	4	5	6	7	8	9	10
<i>(Rupees in lakh)</i>									
176	Renovation/IRQP of Municipal Road of Sahibganj from Subash Chowk to LC Road Chowk Bazar at NH-80 via collectorate, Jail, Stadium, Sadar Hospital. Length -6.51 K.M.	8,54.66 Deputy Secretary RCD, Jharkhand, letter no. 5771 (S), dt. 18.06.2013	2013-2014	2014-2015	72	4,95.76	6,40.76	2,13.90	N.A.
177	Widening & Strengthening of Barhait Barharwa Road (MDR-211) from KM. 0.000 To KM. 21.000	47,65.91 Deputy Secretary RCD, Jharkhand, letter no. 8103(S), dt. 05.9.2013	2013-2014	2015-2016	68	23,50.00	28,50.00	19,15.91	N.A.
178	Renovation/ Improvement of riding quality of municipal Road of Sahibganj from Railway Station Sahibganj to Eastern LC gate Via- St Xavier School, Pherighat, old circuit house, S.D.O Civil residence etc. Total length- 2.741 Km.	1,73.27 Deputy Secretary RCD, Jharkhand, letter no. 5772(S), dt. 18.6.2013	2013-2014	2014-2015	100	1,71.33	1,71.33	1.94	N.A.
179	Strengthening of Barhait to Lalmatia via Bhogandih Road from K.M. 0.000 to 7.904 K.M. under Road Division, Sahibganj	6,62.27 Deputy Secretary RCD, Jharkhand, letter no. 12378(S), dt. 04.12.2013	2013-2014	2014-2015	100	5,37.44	6,00.44	61.83	N.A.

APPENDIX IX – COMMITMENTS OF THE GOVERNMENT - LIST OF INCOMPLETE CAPITAL WORKS - contd.

Sl. No.	Name of the Project/ Works	Estimated cost of work / date of sanction	Year of commencement	Target year of completion	Physical progress of work (in per cent)	Expenditure during the year	Progressive expenditure to the end of the year	Pending payments	Revised cost, if any/ date of revision
1	2	3	4	5	6	7	8	9	10
<i>(Rupees in lakh)</i>									
180	Widening and strengthening of Pathna - Hiranpur Road from Km. 0.00 to 17.504	34,07.31 Deputy Secretary RCD, Jharkhand, letter no. 1560(S), dt. 17.07.2014	2014-2015	2015-2016	20	6,45.10	6,45.10	27,62.21	N.A.
181	Widening and Strengthening of Borio Bazar Link Road from Km. 0.000 to 1.927 Km. under Road Division, Sahibganj	3,01.48 Deputy Secretary RCD, Jharkhand, letter no. 1869(S), dt. 13.08.2014	2014-2015	2015-2016	40	1,08.36	1,08.36	1,93.12	N.A.
182	Widening and Strengthening of Harinchara to Barhait from K.M. 0.00 to 23.60 and Kherwa Shivgadi Link Road from K.M. 0.00 to 3.60 under Road Division, Sahibganj	49,72.77 Deputy Secretary RCD, Jharkhand, letter no. 6680(S), dt. 01.09.2014	2014-2015	2016-2017	20	8,12.05	8,12.05	41,60.71	N.A.
183	Construction of High Level RCC bridge over Katen Nala in 21st K.M. of Pakur-Barharwa Road.	1,06.14 Deputy Secretary RCD, Jharkhand, letter no. 3188(S), dt. 07.05.2012	2012-2013	2013-2014	100	41.22	1,06.60	12.41	1,19.01 / 13.01.2014
184	Construction of High Level bridge (5 m x 21 m) over Gumani river in 13th K.M. of Barhait - Barharwa Road.	5,13.77 Deputy Secretary RCD, Jharkhand, letter no. 3263(S), dt. 09.05.2012	2012-2013	2014-2015	100	75.13	4,17.95	95.82	N.A.

APPENDIX IX – COMMITMENTS OF THE GOVERNMENT - LIST OF INCOMPLETE CAPITAL WORKS - contd.

Sl. No.	Name of the Project/ Works	Estimated cost of work / date of sanction	Year of commencement	Target year of completion	Physical progress of work (in per cent)	Expenditure during the year	Progressive expenditure to the end of the year	Pending payments	Revised cost, if any/ date of revision
1	2	3	4	5	6	7	8	9	10
<i>(Rupees in lakh)</i>									
185	Construction of High Level R.C.C. bridge over Chhoti Mehandi river in 8th K.M. of Sahibganj-Mirzachouki to Boarijor Road.	1,20.60 Deputy Secretary RCD, Jharkhand, letter no. 3187(S), dt. 07.05.2012	2012-2013	2013-2014	85	28.25	99.62	20.98	N.A.
186	Construction of High Level R.C.C. bridge over Local River in 3rd KM. of Barhait Barharwa Road for the year 12-13	2,39.29 9048 (S), dt. 24.02.2012	2012-2013	2013-2014	90	60.54	1,66.95	72.34	N.A.
187	Construction of High Level R.C.C. bridge over Local River in 1st KM. Of Tinpahar Rly. Stn. Link Road for the year 12-13	1,58.63 9110 (S), dt. 26.12.2012	2012-2013	2013-2014	10	13.45	13.45	1,45.18	N.A.
188	Construction of H.L. R.C.C. Bridge over Harin Nala in 14 K.M. of Sahibganj-Mirzachouki-Boarijore Road (2x12m effective)	1,96.63 238(S), dt. 08.01.2013	2012-2013	2013-2014	80	63.48	1,48.50	48.13	N.A.
189	Construction of H.L. R.C.C. Bridge over Belba river in 11 K.M. of Sahibganj-Mirzachouki-Boarijore Road (2x12m effective)	1,93.37 260 (S), dt. 09.01.2013	2012-2013	2013-2014	55	84.21	89.41	1,03.97	N.A.
190	Construction of High Level R.C.C. bridge over Bhagdohra river in 20th K.M. of Pakur-Barharwa Road.	2,98.65 237 (S), dt. 08.01.2013	2013-2014	2014-2015	18	17.63	17.63	2,81.02	N.A.

APPENDIX IX – COMMITMENTS OF THE GOVERNMENT - LIST OF INCOMPLETE CAPITAL WORKS - contd.

Sl. No.	Name of the Project/ Works	Estimated cost of work / date of sanction	Year of commencement	Target year of completion	Physical progress of work (in per cent)	Expenditure during the year	Progressive expenditure to the end of the year	Pending payments	Revised cost, if any/ date of revision
1	2	3	4	5	6	7	8	9	10
<i>(Rupees in lakh)</i>									
191	Construction of H.L. R.C.C. Bridge over Ghora Nala in 13th K.M. of Sahibganj-Mirzachouki- Boarijore Road for the year 2012-13	2,45.25 429 (S), dt. 15.01.2013	2013-2014	2014-2015	55	92.35	1,14.29	1,30.96	N.A.
192	Construction of H.L.R.C.C. Bridge over Bhagaiya Nala in 11th K.M. of Sahibganj-Mirzachouki-Boarijore Road for the year 2012-13	1,62.25 431 (S), dt. 15.01.2013	2013-2014	2014-2015	68	41.21	99.71	62.54	N.A.
193	Construction of H.L. RCC bridge over local river in 3/2nd KM of Barhait-Barharwa Road for the year 2013-14	1,50.73 4528(S), dt. 13.05.2013	2013-2014	2014-2015	75	85.00	89.93	60.80	N.A.
194	Remaining work of High Level RCC bridge over Mayurkola river in 17th K.M. of Pakur-Barharwa Road	3,00.68 Deputy Secretary RCD, Jharkhand, letter No. 1152(S), dt. 15.02.2012	2014-2015	2015-2016	22	1,74.18	1,79.51	1,21.17	N.A.
195	Remaining work of High Level RCC bridge over Badajola river in 19th K.M. of Pakur-Barharwa Road.	2,49.38 Deputy Secretary RCD, Jharkhand, letter no. 1154(S), dt. 15.02.2012	2014-2015	2015-2016	30	54.56	1,33.23	1,16.15	N.A.

APPENDIX IX – COMMITMENTS OF THE GOVERNMENT - LIST OF INCOMPLETE CAPITAL WORKS - contd.

Sl. No.	Name of the Project/ Works	Estimated cost of work / date of sanction	Year of commencement	Target year of completion	Physical progress of work (in per cent)	Expenditure during the year	Progressive expenditure to the end of the year	Pending payments	Revised cost, if any/ date of revision	
1	2	3	4	5	6	7	8	9	10	
				<i>(Rupees in lakh)</i>						
196	Construction of High level Bridge over Local River at Ch. 27.590 Km., Ch. 29.115 and Ch. 29.334 Km. of Under Hata-Chaibasa Road	3,31.86 / dt. 22.02.2012	2012	2013	90	1,41.00	3,11.28	35.37	N.A.	
197	Widening & Strengthening of Sini Bazar to Kharsawan (via Rankakocha) from Km. 0.00 to Km. 15.565 Km.	17,82.85 / dt. 30.09.2011	2012	2013	99	1,75.00	17,56.60	2,62.41	N.A.	
198	Widening & Strengthening of Kharsawan Town Road from Km. 0.00 to 4.550 Km.	3,22.90 / dt. 21.11.2011	2012	2013	98	1,50.00	2,10.97	70.28	N.A.	
199	Widening & Strengthening of Kuchai PWD Road to Badabamboo Road from Km. 0.00 to 11.065 Km.	14,21.68/ dt. 17.01.2012	2012	2013	76	4,50.00	13,22.34	99.34	N.A.	
200	Widening & Strengthening Work of Rajnagar-Jugsalai Road from K.M.0.00 to 24.745 KM	32,33.98 / dt. 27.07.2012	2013	2014	50	4,50.00	18,29.49	8,16.37	N.A.	
201	Widening & Strengthening Work of Rangamati-Tikar Road from K.M.0.00 to 8.80 KM	12,84.82 / dt. 21.03.2013	2013	2014	75	5,83.00	11,20.17	2,50.01	N.A.	
202	Widening&Strengthening/ Reconstruction of Kharsawan-Hurangda-Rajjama-Kanderkuti-(Rangamati) Rargaon Road from 0.00 km to 29.407 km	48,65.39 / dt. 25.03.2013	2013	2014	24	4,75.00	16,51.00	36,08.10	N.A.	

APPENDIX IX – COMMITMENTS OF THE GOVERNMENT - LIST OF INCOMPLETE CAPITAL WORKS - contd.

Sl. No.	Name of the Project/ Works	Estimated cost of work / date of sanction	Year of commencement	Target year of completion	Physical progress of work (in per cent)	Expenditure during the year	Progressive expenditure to the end of the year	Pending payments	Revised cost, if any/ date of revision
1	2	3	4	5	6	7	8	9	10
<i>(Rupees in lakh)</i>									
203	Construction of High level RCC Bridge in 2nd K.M of Kharsawan-Chakradharpur Road over Sialjudi Nala for the year 2012-13	1,45.72 / dt. 31.10.2012	2013	2014	73.84	0.00	1,03.60	34.65	N.A.
204	Construction of High level RCC Bridge in 8th K.M of Kharsawan-Chakradharpur over Kuchai River for the year 2012-13	2,22.23 / dt. 31.10.2012	2013	2014	76	13.00	1,67.74	43.11	N.A.
205	Construction of High level RCC Bridge over Sanjay River in 7th K.M of Seraikella-Kharsawan Road for the year 2012-13	7,63.43 / dt. 27.11.2012	2013	2014	25	1,10.00	2,36.41	5,82.22	N.A.
206	Construction of Bridge over Local Nala at -Ch.24.542 of Patmda-Bodam- Raghunathpur Road for the year 2012-13	96.41 / dt. 30.01.2013	2013	2014	83	40.30	82.59	16.54	N.A.
207	Construction of Bridge over Local Nala at -Ch.28.411 of Patmda-Bodam- Raghunathpur Road for the year 2012-13	75.37 / dt. 24.12.2012	2013	2014	80	31.43	62.37	15.13	N.A.
208	Construction of Bridge over Local Nala at -Ch.30.227 of Patmda-Bodam- Raghunathpur Road for the year 2012-13	95.25 / dt. 24.12.2012	2013	2014	81	53.97	79.30	18.64	N.A.

APPENDIX IX – COMMITMENTS OF THE GOVERNMENT - LIST OF INCOMPLETE CAPITAL WORKS - contd.

Sl. No.	Name of the Project/ Works	Estimated cost of work / date of sanction	Year of commencement	Target year of completion	Physical progress of work (in per cent)	Expenditure during the year	Progressive expenditure to the end of the year	Pending payments	Revised cost, if any/ date of revision
1	2	3	4	5	6	7	8	9	10
<i>(Rupees in lakh)</i>									
209	Construction of Bridge over Local Nala at -Ch.32.075 of Patmda-Bodam- Raghunathpur Road for the year 2012-13	1,44.95 / dt. 15.01.2013	2013	2014	83	81.00	1,24.00	25.05	N.A.
210	Widening and Strengthening of Ketar to Kandi Road from Km. 0.00 to 27.675	39,51.33	2014	2015	60	19,94.47	21,84.47	N.A.	N.A.
211	Widening and Strengthening of Manjhiaon to Kandi Road from Km. 0.00 to 24.00	36,42.93	2014	2015	72	20,49.16	22,43.90	N.A.	N.A.
212	Widening and Strengthening of Nagar Untari to Bishunpura Road from Km. 0.00 to 15.60	24,90.99	2013	2014	80	13,26.12	17,51.12	N.A.	N.A.
213	Strengthening of Ranka to Ramkanda Road from Km 0.00 to 20.875	15,74.17	2014	2014	25	2,35.77	3,13.55	N.A.	N.A.
214	Construction of Check Naka (Near Murisemar) NH-75 on Jharkhand - U.P. Boarder.	8,18.23	2015	2015	25	2,00.00	2,00.00	N.A.	N.A.
215	W/S in Intermediate lane of Ramuna to Dandai Road from Km. 0.00 to 13.462	20,51.24	2014	2015	12	2,00.00	2,00.00	N.A.	N.A.

APPENDIX IX – COMMITMENTS OF THE GOVERNMENT - LIST OF INCOMPLETE CAPITAL WORKS - contd.

Sl. No.	Name of the Project/ Works	Estimated cost of work / date of sanction	Year of commencement	Target year of completion	Physical progress of work (in per cent)	Expenditure during the year	Progressive expenditure to the end of the year	Pending payments	Revised cost, if any/ date of revision	
1	2	3	4	5	6	7	8	9	10	
				<i>(Rupees in lakh)</i>						
216	Widening & Strengthening of Bhandariya - Tihari via Bargarh Road from Km. 0.00 to 25.90	53,29.58	2015	2017	7	5,00.00	5,00.00	N.A.	N.A.	
217	W/S of Gumla-Majhatoli NH 78 Chainpur-Dumri-Mahuwadar Road (KM 0 to 30.5)	36,17.00 / dt. 03.03.2014	28.06.14	27.09.15	69	17,09.77	17,09.77	N.A.	N.A.	
218	W/S of Manoharpur- Anandpur-Bano- Kolebira Road. (Km 26.4 to 55.40)	58,25.30 / dt. 24.12.07	04.01.10	30.06.12	92.15	3,72.50	30,04.00	N.A.	N.A.	
219	W/s Palkot (NH 23 IN) Nathpur-Konbir (SH-3) Road in km 0 to 16.84	26,26.61 / dt. 25.03.13	25.09.13	24.09.14	52	12,74.49	16,24.21	N.A.	N.A.	
220	W/S of Kamdara-Bero Road (MDR-34) in Km 0 to 23.6	23,48.48 / dt. 14.03.13	05.06.14	04.01.16	21	6,00.00	6,00.00	N.A.	N.A.	
221	Construction of H.L Bridge over Redwa River in KM 15.9 of Kamdara-Bero Road	1,88.02 / dt. 29.11.12	08.04.13	07.04.14	25	10.00	53.74	N.A.	N.A.	
222	Construction of H.L.Bridge with approach Road over Deo River in KM 64 of Manoharpur-Anandpur-Bano-Kolebira Road (6x24)	6,09.98 / dt. 09.05.13	03.12.13	02.09.15	20	1,28.64	1,36.84	N.A.	N.A.	
223	Construction of Eight Beded Rest House Chatra.	99.93/ dt. 03.01.2014	2014-15	2015-16	80	70.00	70.00	29.93	N.A.	

APPENDIX IX – COMMITMENTS OF THE GOVERNMENT - LIST OF INCOMPLETE CAPITAL WORKS - contd.

Sl. No.	Name of the Project/ Works	Estimated cost of work / date of sanction	Year of commencement	Target year of completion	Physical progress of work (in per cent)	Expenditure during the year	Progressive expenditure to the end of the year	Pending payments	Revised cost, if any/ date of revision
1	2	3	4	5	6	7	8	9	10
<i>(Rupees in lakh)</i>									
224	Const. of Treasury Building at Godda	1,36.96 / dt. 12.12.2013	2014	2015	95	96.56	1,01.56	N.A.	N.A.
225	Const. of 15 Court Building at Godda	5,52.89 / dt. 18.12.13	2014	2014	50	1,50.00	1,57.76	N.A.	N.A.
226	Repair of all court Building at Godda	59.04 / dt. 20.01.2014	2014	2014	75	25.00	40.00	N.A.	N.A.
227	Const. of A Type Quarter(3 Block 36 Units) for Judiciary Staff at Godda	3,53.61 / dt. 22.11.13	2014	2015	50	85.00	85.00	N.A.	N.A.
228	Const. of B Type Quarter(3 Block 18 Units) for Judiciary Staff at Godda	3,03.11/ dt. 22.11.13	2014	2015	0	0.00	0.00	N.A.	N.A.
229	Const. of S.D.P.O Residence at Godda	62.22 / dt. 07.11.13	2014	2014	50	25.00	25.00	N.A.	N.A.
230	Construction of 22-Court Building at Ramgarh	11,14.83 / dt. 14.08.10	2011	2013	100.00	2,99.00	17,55.80	1,83.75	19,91.50 / 23.03.13
231	Construction of Circuit House Building at Ramgarh	90.97 / dt. 10.02.10	2010	2015	70.00	40.00	70.00	38.10	1,08.10 / 29.01.14
232	Construction of D.C. Residence Building at Ramgarh	86.92 / dt. 11.06.09	2010	2013	85.00	0.00	33.16	40.00	Revised estimate under process of TS

APPENDIX IX – COMMITMENTS OF THE GOVERNMENT - LIST OF INCOMPLETE CAPITAL WORKS - contd.

Sl. No.	Name of the Project/ Works	Estimated cost of work / date of sanction	Year of commencement	Target year of completion	Physical progress of work (in per cent)	Expenditure during the year	Progressive expenditure to the end of the year	Pending payments	Revised cost, if any/ date of revision
1	2	3	4	5	6	7	8	9	10
<i>(Rupees in lakh)</i>									
233	Construction of S.P. Residence Building at Ramgarh	71.20 / dt. 23.10.09	2010	2013	60.00	0.00	30.00	15.00	84.94 / 09.03.15
234	Construction of DDC Residence Building at Ramgarh	64.84 / dt. 23.10.09	2010	2013	60.00	0.00	33.66	8.00	74.00/ 09.03.15
235	Construction of 2 block 'B' type Qr. For judicial staff.	1,36.62 / dt. 25.05.2012	28.12.2012	13&14	100	52.50	1,23.00	N.A.	N.A.
236	Additional work and campus development work in D.J residence Hirna, Deoghar	26.76 / dt. 22.05.2012	11.09.2012	12&13	100	11.65	22.97	N.A.	N.A.
237	Const. of litigent shed in 12 court campus Madhupur	9.98 / dt. 20.06.2012	18.10.2012	13&14	100	0.00	8.10	0.32	N.A.
238	Const. of approach Road in 12 P.O Qr. Madhupur	34.39 / dt. 10.09.2012	18.10.2012	13&14	100	0.00	0.00	1.00	N.A.
239	Const. of 'C' type Qr. One block at Madhupur	88.17 / dt. 10.05.2012	28.12.2012	13&14	100	4.50	69.50	1.63	N.A.
240	Const. of one block 'A' type Qr. For Judicial staff at Madhupur	88.54 / dt. 25.05.2012	28.12.2012	13&14	100	45.00	78.00	N.A.	N.A.
241	Construction of Guest House at Madhupur	1,91.13 / dt. 07.11.2013	10.02.2014	14&15	35	61.04	72.81	N.A.	N.A.

APPENDIX IX – COMMITMENTS OF THE GOVERNMENT - LIST OF INCOMPLETE CAPITAL WORKS - contd.

Sl. No.	Name of the Project/ Works	Estimated cost of work / date of sanction	Year of commencement	Target year of completion	Physical progress of work (in per cent)	Expenditure during the year	Progressive expenditure to the end of the year	Pending payments	Revised cost, if any/ date of revision
1	2	3	4	5	6	7	8	9	10
<i>(Rupees in lakh)</i>									
242	Renovation work of Civil Court main building. Annexie building 1&24 court building, fast track court building, Garraze & Boundary wall at Deoghar.	21.05 / dt. 03.01.2014	13&14	14&15	100	12.34	19.63	N.A.	N.A.
243	Renovation of R.C.D Sub-Division no-2 at Deoghar	14.21 / dt. 31.01.2014	05.03.2014	14&15	100	10.59	10.58	N.A.	N.A.
244	Renovation of I.B. (old SDM office) at Madhupur	1,13.61	24.10.2014	14&15	85	75.00	75.00	N.A.	N.A.
245	Construction of S.D.O Office building at Chandil, Seraikella	1,93.42	27.11.2006	26.10.2007	90	nil	2,02.13	13.00	N.A.
246	Construction of two nos main gate in camps of Civil Court, Seraikella	5.06	28.12.12	27.3.13	60	2.64	2.64	nil	9.69
247	Construction of B/wall in S.D.O Office building at Chandil, Seraikella	56.45	3.3.2014	2.7.2014	95	37.25	37.25	nil	nil
248	Construction of C-Type Quarter no- 2 at Seraikella	10.16	8.1.2014	6.30.2015	70	90.00	90.00	nil	nil
249	Construction of C-Type Quarter no- 1 at Seraikella	1,01.68	8.11.2014	7.10.2015	60	60.00	60.00	nil	nil
250	Construction of C-Type Quarter no- 4 at Seraikella	1,00.95	8.11.2014	7.10.2015	65	65.00	65.00	nil	nil

APPENDIX IX – COMMITMENTS OF THE GOVERNMENT - LIST OF INCOMPLETE CAPITAL WORKS - contd.

Sl. No.	Name of the Project/ Works	Estimated cost of work / date of sanction	Year of commencement	Target year of completion	Physical progress of work (in per cent)	Expenditure during the year	Progressive expenditure to the end of the year	Pending payments	Revised cost, if any/ date of revision
1	2	3	4	5	6	7	8	9	10
<i>(Rupees in lakh)</i>									
251	Construction of C-Type Quarter no- 1 at Chandil	1,17.35	20.10.2014	20.09.2015	70	70.00	70.00	nil	nil
252	Construction of C-Type Quarter no- 2 at Chandil	1,17.35	20.10.2014	20.09.2015	70	70.00	70.00	nil	nil
253	Construction Collectariate building at Khunti	10,78.76 / dt. 17.08.2008 further revised to 19,62.98 / dt. 07.11.2013	30.08.2010	30.04.2014	100	3,38.21	18,16.19	1,46.79	19,62.98 dt. 01.11.2013
254	Construction of C-Type Quarter (2 Blocks 12 Unit) at Bazar Tand, Khunti	2,60.07 / dt. 17.08.2013	04.01.2014	03.11.2014	100	1,10.00	1,56.43	27.81	N.A.
255	Construction of S.P. Residence at Khunti	85.45 / dt. 26.05.2012	30.12.2013	29.11.2014	80	56.85	57.26	28.19	N.A.
256	Construction of C type Qtr one block 2 units at Home guard Training Institute, Gumla.	43.33 / dt. 10.12.09	2013	2014	35	0.00	15.00	N.A.	N.A.
257	Construction of A type Qtr one block 4 units at Home guard Training Institute, Gumla.	44.47 / dt. 10.12.09	2013	2014	35	0.00	15.00	N.A.	N.A.
258	Construction of Commandant residence at Home guard Training Institute, Gumla.	32.18 / dt. 10.12.09	2013	2014	30	0.00	10.06	N.A.	N.A.

APPENDIX IX – COMMITMENTS OF THE GOVERNMENT - LIST OF INCOMPLETE CAPITAL WORKS - contd.

Sl. No.	Name of the Project/ Works	Estimated cost of work / date of sanction	Year of commencement	Target year of completion	Physical progress of work (in per cent)	Expenditure during the year	Progressive expenditure to the end of the year	Pending payments	Revised cost, if any/ date of revision
1	2	3	4	5	6	7	8	9	10
<i>(Rupees in lakh)</i>									
259	Construction of block cum circle office building at Chainpur, Gumla.	95.60 / dt. 24.01.15	2014	2015	90	88.30	88.30	N.A.	Work in progress
260	Construction of 500 M.T. Godown at Bishunpur, Gumla.	3,84,14,49.00/ 4.03.14	2014	2015	40	12.66	12.66	N.A.	Work in progress
261	Dismantling of old condemned building in Mandal Kara, Gumla.	57,37,00.00	2015	2015	20	1.04	1.04	N.A.	Work in progress
262	Construction of A type Qtr 8 units at Mandal Kara, Gumla.	28.53 / dt. 15.10.07	2009	2010	90	0.00	25.50	N.A.	N.A.
263	Construction of boundary wall around barrack in Mandal Kara Gumla.	2.16 / dt. 27.04.09	2010	2010	50	0.00	1.47	N.A.	N.A.
264	Construction of Administrative Building for Staff Selection Commission at Ranchi	9,35.91 / Agr No- SBD 02/14-15 dt. 24.10.14.	2014-15	23.04.16.	21	0.00	1,99.45	N.A.	Not Yet
265	Construction of Jharkhand State Judicial Academy Dhurwa, Ranchi	39,72.02 / Agr No- SBD 02/12-13- dt. 21-11-12	2012-13	20.04.14.	72	6,00.00	6,00.00	N.A.	Not Yet

APPENDIX IX – COMMITMENTS OF THE GOVERNMENT - LIST OF INCOMPLETE CAPITAL WORKS - contd.

Sl. No.	Name of the Project/ Works	Estimated cost of work / date of sanction	Year of commencement	Target year of completion	Physical progress of work (in per cent)	Expenditure during the year	Progressive expenditure to the end of the year	Pending payments	Revised cost, if any/ date of revision
1	2	3	4	5	6	7	8	9	10
<i>(Rupees in lakh)</i>									
266	Construction of Boundary Wall of Proposed Assembly Bhawan in Core Capital Area Ranchi	3,57.58 / Agr No- SBD 01/14-15 dt. 13.06.14	2014-15	12.03.15.	0	2.87	2.87	N.A.	Not Yet
267	Construction of Boundary wall in Sainik School premises in Telaiya	3,37.67 / 126 (Bldg.) dt. 3.9.13	2013	2014	62	64.11	0.00	1,13.00	N.A.
268	Construction of D Type quarter (1 Block 6 Unit) at Sainik School premises in Telaiya	1,68.63 / 103 (Bldg.) dt. 20.8.13	2013	2014	100	74.00	0.00	5.95	N.A.
269	Construction of additional D Type quarter (1 Block 6 Unit) at Sainik School premises in Telaiya	1,68.63 / 103 (Bldg.) dt. 20.8.13	2013	2014	100	73.65	0.00	4.23	N.A.
270	Construction of A Type quarter (2 Block 24 Unit) at Sainik School premises in Telaiya	2,07.21 / 222 (Bldg.) dt. 7.11.13	2014	2015	62	12.00	0.00	74.00	N.A.
271	Renovation work of court Building at District Koderma.	33.37 / 339 (Bldg.) dt. 20.1.14	2014	2014	100	8.00	33.00	1.06	N.A.
272	Construction of Three Storey Court Building at Giridih	2,25.88 / C.E Letter No. 19 dt. 16.01.12	30.07.12	30.10.13	100	94.86	2,24.77	N.A.	N.A.
273	Construction of A Type Residential Qtr at Giridih	1,28.10 /- C.E Letter No. 2201 dt. 12.09.13	3.10.2014	31.1.2015	100	73.84	93.84	N.A.	N.A.

APPENDIX IX – COMMITMENTS OF THE GOVERNMENT - LIST OF INCOMPLETE CAPITAL WORKS - contd.

Sl. No.	Name of the Project/ Works	Estimated cost of work / date of sanction	Year of commencement	Target year of completion	Physical progress of work (in per cent)	Expenditure during the year	Progressive expenditure to the end of the year	Pending payments	Revised cost, if any/ date of revision
1	2	3	4	5	6	7	8	9	10
<i>(Rupees in lakh)</i>									
274	Construction of C Type Residential Qtr at Giridih	1,25.58 /- C.E Letter No. 2202 dt. 13.09.13	3.10.2014	31.1.2015	100	75.00	95.00	N.A.	N.A.
275	Construction of D Type Residential Qtr at Giridih	3,26.71 /- C.E Letter No. 2207 dt. 27.08.13	3.11.2014	28.2.2015	100	1,95.00	24,50.00	N.A.	N.A.
276	Purchase of Computer and its equipments	N.A.	2014-15	2014-15	100	1.47	1.47	N.A.	N.A.
277	Renovation work of Non Residential Building	N.A.	2014-15	2014-15	100	49.85	49.85	N.A.	N.A.
278	Renovation work of Residential Building	N.A.	2014-15	2014-15	100	36.83	36.83	N.A.	N.A.
279	Construction of New Circuit House at Sahebganj	1,39.78 / dt. 7.11.12	29.7.13	Aug-14	75	60.00	N.A.	N.A.	N.A.
280	Construction of C.J.M. Residence at Sahebganj	1,74.31 / dt. 29.9.12	04.6.13	May-14	90	22.00	N.A.	N.A.	N.A.
281	Construction of Principal Judge (Family Court) Residence at Sahebganj	90.26 / dt. 14.8.12	12.6.13	Jun-14	89	55.00	N.A.	N.A.	N.A.
282	Construction of Civil S.D.O. Office Building at Sahebganj	6,69.48 / dt. 7.11.13	2.6.14	Dec-15	30	1,95.00	N.A.	N.A.	N.A.
283	Renovation & repairing works of Judicial Buildings at Sahebganj	37.36 / dt. 20.1.14	13.3.14	Aug-14	90	29.00	N.A.	N.A.	N.A.

APPENDIX IX – COMMITMENTS OF THE GOVERNMENT - LIST OF INCOMPLETE CAPITAL WORKS - contd.

Sl. No.	Name of the Project/ Works	Estimated cost of work / date of sanction	Year of commencement	Target year of completion	Physical progress of work (in per cent)	Expenditure during the year	Progressive expenditure to the end of the year	Pending payments	Revised cost, if any/ date of revision
1	2	3	4	5	6	7	8	9	10
<i>(Rupees in lakh)</i>									
284	Renovation of 6 P.O. Residence at Sahebganj	39.38 / dt. 21.9.13	25.2.14	Aug-14	67	26.00	N.A.	N.A.	N.A.
285	Construction of “D” Type Quarter two block 12 unit for Engineering wing at Hazaribag.	2,50.92	09.06.14	08.05.15	95	1,62.00	1,62.00	80.00	N.A.
286	Const. of C/Wall, Toilet Block and Barrack in C.M. Residence Beside ATI Campus at Kanke Road Ranchi.	42.29 / 258 (B) dt. 02.03.2015	2014-15	2015-16	55	0.00	0.00	42.29	N.A.
287	Renovation of Deputy C.M. Residence with (W/S,S/I) at Kanke Road Ranchi	49.74 / 323 (B) dt. 17.01.2015	2014-15	2014-15	100	45.00	45.00	4.74	N.A.
288	Supply fitting and fixing of glass reinforced concrete (GRC) screen at C.M. House beside A.T.I.	56.56 / 368(B) dt. 03.02.2014	2014-15	2014-15	100	50.00	50.00	6.56	N.A.
289	Construction of Lotus Pond at Raj Bhawan Ranchi	1,01.33 / 56(B) dt. 09.07.2014	2014-15	2015-16	50	30.00	30.00	98.33	N.A.
290	Construction of civil S.D.O. Residence garrage barrack courtyard app. Road , C/wall At.Kanke Road Ranchi	1,00.46 / 69(B) dt. 21.07.2014	2014-15	2015-16	70	55.00	55.00	45.46	N.A.
291	Renovation and supply of furniture and other accessories of C.M. Residence Kanke Road Ranchi	3,27.94 / 104(B) dt. 10.09.2014	2014-15	2015-16	85	1,70.00	1,70.00	1,57.94	N.A.

APPENDIX IX – COMMITMENTS OF THE GOVERNMENT - LIST OF INCOMPLETE CAPITAL WORKS - contd.

Sl. No.	Name of the Project/ Works	Estimated cost of work / date of sanction	Year of commencement	Target year of completion	Physical progress of work (in per cent)	Expenditure during the year	Progressive expenditure to the end of the year	Pending payments	Revised cost, if any/ date of revision
1	2	3	4	5	6	7	8	9	10
<i>(Rupees in lakh)</i>									
292	Construction of visitor shed and kitchen in the campus of B.P.D.P. at Morhabadi	16.76 / 131(B) dt. 30.09.2014	2014-15	2014-15	50	8.14	8.14	8.62	N.A.
293	Renovation of Assistant Engineer residence No 3 Dindayal Nagar at Booty Road, Ranchi.	32.42 / 332(B) dt. 15.01.2014	2013-14	2014-15	100	27.00	27.00	5.42	N.A.
294	Construction of C Type Qr.(2 Block 12 Unit) & 'A' Type (1block 12unit) for Rajbhawan staff at Audrey house Ranchi	3,19.23 / 399(B) dt. 17.07.2014	2014-15	2015-16	60	1,15.00	1,15.00	2,04.23	N.A.
295	Const. of Lawn and Internal Road of C.M. House beside ATI Campus Ranchi	1,50.08 / 310(B) dt. 03.01.2014	2014-15	2014-15	55	67.35	67.35	82.73	N.A.
296	Const. of B type residence (2 Block 12 unit) and A type (One Block 12 unit) Gate, PCC & Boundary Wall Rajbhawan Staff Near Macchali Ghar at Booty Road Ranchi	2,95.71 / 398(B) dt. 17.02.2014	2014-15	2015-16	40	40.00	40.00	2,55.71	N.A.
297	Const. of Residential Office Gate B/Wall Drain & other Miscellaneous work in C.M. Residence at ATI campus Kanke Rd. Ranchi	2,54.67 / 174(B) dt. 03.10.2013	2013-14	2014-15	100	2,19.66	2,19.66	35.00	N.A.
298	Jhakhand Bhawan New Delhi Basan Vihar	89.81 / 137(B) dt. 29.09.2013	2013-14	2014-15	100	65.75	65.75	24.06	N.A.

APPENDIX IX – COMMITMENTS OF THE GOVERNMENT - LIST OF INCOMPLETE CAPITAL WORKS - contd.

Sl. No.	Name of the Project/ Works	Estimated cost of work / date of sanction	Year of commencement	Target year of completion	Physical progress of work (in per cent)	Expenditure during the year	Progressive expenditure to the end of the year	Pending payments	Revised cost, if any/ date of revision	
1	2	3	4	5	6	7	8	9	10	
				<i>(Rupees in lakh)</i>						
299	Construction of portico app. Road false ceiling in introgation room of C.B.I. Office at Morhabadi	29.74 / 149(B) 16.10.2014	2014-15	2015-16	40	10.45	10.45	19.29	N.A.	
300	Renovation of Bunglow No. 132 & Addition/Alternation of Maznine floor in Multipurpose Hall	2,12.40 / 307(B) 03.01.2014	2013-14	2014-15	70	1,07.07	10,70.70	1,04.43	N.A.	
301	Construction of 'B' type Qr. (G+3) for High court staff at Nepal House Doranda, Ranchi	5,45.31 / 231(B) dt. 22.11.2013	2014-15	2015-16	90	3,80.00	3,80.00	1,65.31	N.A.	
302	Construction of ground floor first; second' third floor (G+3)of Annexe Building at Jharkhand high Court Doranda	11,70.10 / 79(B) dt. 08.08.2014	2014-15	2015-16	10	1,86.28	1,86.28	9,83.83	N.A.	
303	Const. of C type Qr. (2Block 12 unit) including W/S,electrification, App. Road, gate C/wall for Judicial staff at Kanke Road Ranchi (Hatma)	2,07.77 / 152(B) dt. 25.10.2014	2014-15	2015-16	50	67.62	67.62	1,40.15	N.A.	
304	Renovation of Honble Chief Justice residential Campus in Main residence, residential office and miscellaneous work at Kanke Road, Ranchi	47.98 / 242(B) dt. 19.02.2015	2014-15	2015-16	100	30.00	30.00	17.98	N.A.	
305	Renovation of different Judicial building at civil court Ranchi	2,44.60 / 349(B) dt. 20.01.2014	2014-15	2014-15	100	2,17.97	2,17.97	26.63	N.A.	

APPENDIX IX – COMMITMENTS OF THE GOVERNMENT - LIST OF INCOMPLETE CAPITAL WORKS - contd.

Sl. No.	Name of the Project/ Works	Estimated cost of work / date of sanction	Year of commencement	Target year of completion	Physical progress of work (in per cent)	Expenditure during the year	Progressive expenditure to the end of the year	Pending payments	Revised cost, if any/ date of revision
1	2	3	4	5	6	7	8	9	10
<i>(Rupees in lakh)</i>									
306	Const. of Road from Sikursai to Sinni	4,36.34	14.04.2013	14.04.2013	94	71.92	3,49.96	86.38	N.A.
307	Const. of Road form Mohalipokhar to Parsa Sapramguttu.	95.33	10.07.2012	10.07.2013	75	0.00	61.75	33.58	N.A.
308	Construction of Road from Baghapather Adiwasi Tola to Baghapather Paharia Tola Road	1,84.78 157 /SWI, dt. 09.01.2014	01.03.2014	28.02.2015	100	1,81.52	1,81.52	3.26	N.A.
309	Construction of Road from Nawasar Kairabani Road Doghara to Uganpahari via Kolgi Birajpur Pahar Tuli Bagdumi Road.	1,54.07 167 /SWI, 09-01-2014	04.03.2014	03.03.2015	100	1,16.57	1,16.57	37.50	N.A.
310	Construction of Road from P.W.D. Road Chitadih to Banspahari via Potshimla Road.	2,19.02 189 /SWI, 09-01-2014	04.03.2014	03.03.2015	70	1,34.78	1,34.78	84.24	N.A.
311	Construction of Road from Chandrapura to Baghasola Road.	2,18.93 197 /SWI, 09-01-2014	19.05.2014	18.05.2014	96	1,80.00	1,80.00	38.93	N.A.
312	Construction of Road from R.E.O. Road Raneshwar (Pariharpur) More to R.E.O. Road Amjora Road.	1,46.96 213 /SWI, 15-01-2014	04.03.2015	03.03.2015	100	1,30.00	1,30.00	16.96	N.A.
313	Construction of Road from S.H. Road Laharjoria to SH Road Golpur Via- Nayadih, Baghraidih Road.	3,22.08 278 /SWI, 21-01-2013	20.04.2013	19.10.2014	100	3,18.35	3,18.35	3.73	N.A.

APPENDIX IX – COMMITMENTS OF THE GOVERNMENT - LIST OF INCOMPLETE CAPITAL WORKS - contd.

Sl. No.	Name of the Project/ Works	Estimated cost of work / date of sanction	Year of commencement	Target year of completion	Physical progress of work (in per cent)	Expenditure during the year	Progressive expenditure to the end of the year	Pending payments	Revised cost, if any/ date of revision
1	2	3	4	5	6	7	8	9	10
<i>(Rupees in lakh)</i>									
314	Construction of Road from A.N. Collage to Hathipathar Road.	1,35.11 163 /SWI, 09-01-2014	28.02.2014	27.02.2015	100	1,18.35	1,18.35	16.76	N.A.
315	Construction of Road from R.E.O. Road Bishanpur to Manjhaladih Road.	1,40.71 213 /SWI, 15-01-2014	04.03.2014	03.03.2015	98	1,15.00	1,15.00	25.71	N.A.
316	Construction of Road from P.W.D. Road (Khapchua) to Keshri R.E.O. Road via Kanjia Jama Bankathi Road.	2,02.84 372 /SWI 21-02-2014	04.03.2014	03.03.2015	80	1,53.44	1,53.44	49.41	N.A.
317	Construction of Road from P.W.D. Road Kolhachouk to Pakuria via Bagihopa Road.	2,10.79 163 /SWI, 09-01-2014	04.03.2014	03.03.2015	70	1,65.68	1,65.68	45.12	N.A.
318	Construction of Road from Lakhadih to Amgashi via Kushbedia Road.	1,91.23 157 /SWI, 09-01-2014	04.03.2014	03.03.2015	100	1,91.23	1,91.23	0.00	N.A.
319	Construction of Road from P.W.D. Road Bagnal to Bamandiha via Jagudih Bagshimla Road.	2,03.64 189 /SWI, 09-01-2014	04.03.2014	03.03.2015	75	1,30.00	1,30.00	73.64	N.A.
320	Construction of Road from (Nipaniya) to Jamtara District Boarder via- Bhalsundhiya, Agajori, Karmatar, Mohalbana Road.	2,78.44 278 /SWI, 21-01-2013	22.04.2013	21.07.2014	100	2,77.86	2,77.86	0.58	N.A.
321	Construction of Road from Piparjoria to Dhowadangal REO Road.	1,14.86 371 /SWI, 20-01-2014	04.03.2014	03.12.2015	100	1,14.80	1,14.80	0.06	N.A.

APPENDIX IX – COMMITMENTS OF THE GOVERNMENT - LIST OF INCOMPLETE CAPITAL WORKS - contd.

Sl. No.	Name of the Project/ Works	Estimated cost of work / date of sanction	Year of commencement	Target year of completion	Physical progress of work (in per cent)	Expenditure during the year	Progressive expenditure to the end of the year	Pending payments	Revised cost, if any/ date of revision
1	2	3	4	5	6	7	8	9	10
<i>(Rupees in lakh)</i>									
322	Construction of Road from Daldali to Bhilaighatti Road.	1,29.50 /SWI, 09-01-2014	04.03.2014	03.12.2014	100	1,29.47	1,29.47	0.03	N.A.
323	Construction of Road from PWD Road to Sitpahari Paharia Tola Road.	1,18.46 /SWI, 09-01-2014	04.03.2014	03.12.2014	100	1,11.00	1,11.00	7.46	N.A.
324	Construction of Road from Khairbani to Kangmara via- Kathaldih Saruapani Road.	2,22.60 /SWI, 09-01-2014	28.02.2014	27.02.2015	75	1,65.00	1,65.00	57.60	N.A.
325	Construction of Road from Karmatar to Nimpahari Road.	1,14.51 /SWI, 09-01-2014	26.05.2014	25.02.2014	100	1,05.00	1,05.00	9.50	N.A.
326	Construction of Road from Forest More to Shivtalla Road (Remaining Work).	1,20.48 /SWI, 01-10-2013	12.02.2014	11.11.2014	100	1,06.00	1,06.00	14.48	N.A.
327	Construction of Road from Golbazar (NH Road) to Palojori Sima Via- Gotidih Jetkapara Road.	2,00.16 /SWI, 09-01-2014	04.03.2014	03.03.2015	90	1,65.00	1,65.00	35.16	N.A.
328	Construction of Road from PMGSY Road Dhamna to Panchayat Bhawan via- Balathar Agaia Ghongha Deckcha Harijan Tola Road.	2,11.85 /SWI, 09-01-2014	04.03.2014	03.03.2015	100	1,90.00	1,90.00	21.85	N.A.
329	Construction of Road from Madhuban to Patharabad via- Jambad Road.	97.62 /SWI, 09-01-2014	04.03.2014	03.12.2014	100	97.61	97.61	0.01	N.A.

APPENDIX IX – COMMITMENTS OF THE GOVERNMENT - LIST OF INCOMPLETE CAPITAL WORKS - contd.

Sl. No.	Name of the Project/ Works	Estimated cost of work / date of sanction	Year of commencement	Target year of completion	Physical progress of work (in per cent)	Expenditure during the year	Progressive expenditure to the end of the year	Pending payments	Revised cost, if any/ date of revision
1	2	3	4	5	6	7	8	9	10
<i>(Rupees in lakh)</i>									
330	Construction of Road from Jhitki to PWD Road Nakti via- Mukrali leto Jattapara Road.	2,19.98 157 /SWI, 09-01-2014	04.03.2014	03.03.2015	80	1,20.00	1,20.00	99.98	N.A.
331	Construction of Road from Khairbani to Santhali Bedia Road.	1,97.00 167 /SWI, 09-01-2014	04.03.2014	03.03.2015	100	1,45.00	1,45.00	52.00	N.A.
332	Construction of Road from PWD Road Haripur to Manjdiha Road.	1,05.24 189 /SWI, 09-01-2014	04.03.2014	03.12.2014	85	83.00	83.00	22.24	N.A.
333	Construction of Road from PWD Road Kathijoria to Ghasipur Shaharbhanga Road.	1.72 163 /SWI, 09-01-2014	04.03.2014	03.12.2014	70	61.60	61.60	30.12	N.A.
334	Construction of Road from Dhowarna Panchayat Bhawan to Nayadih Panchyat Bhawan Road.	2,05.87 157 /SWI, 09-01-2014	04.03.2014	03.03.2015	100	1,99.71	1,99.71	6.16	N.A.
335	Construction of Road from Palasi to Jhujhko via- Taldangal Road.	1,36.34 189 /SWI, 09-01-2014	12.05.2014	11.02.2015	100	1,22.00	1,22.00	14.34	N.A.
336	Construction of Road from Karharbil Nimtola to REO Road Kodoguhiya Road.	1,45.27 197 /SWI, 09-01-2014	19.05.2014	18.05.2015	85	1,00.00	1,00.00	45.27	N.A.
337	Construction of Road from Gumro PMGSY Road Goddapatthar Kapsia via Durgamanda Nilkothi Novjora Ghurmundni Road.	3,56.73 167 /SWI 09-01-2014	27.06.2014	26.12.2015	40	1,55.00	1,55.00	2,01.73	N.A.

APPENDIX IX – COMMITMENTS OF THE GOVERNMENT - LIST OF INCOMPLETE CAPITAL WORKS - contd.

Sl. No.	Name of the Project/ Works	Estimated cost of work / date of sanction	Year of commencement	Target year of completion	Physical progress of work (in per cent)	Expenditure during the year	Progressive expenditure to the end of the year	Pending payments	Revised cost, if any/ date of revision
1	2	3	4	5	6	7	8	9	10
<i>(Rupees in lakh)</i>									
338	Construction of Road from Dhakamore to Manchkhichha via Singhni Gardi Road.	3,24.49 157 /SWI 09-01-2014	12.06.2014	11.09.2015	70	80.00	80.00	2,44.49	N.A.
339	Construction of Road from Baridih to Chorbatia, via- Teteria Road.	97.91 394 /SWI 21-02-2014	12.06.2014	11.03.2015	50	45.00	45.00	52.91	N.A.
340	Construction of Road from REO Road Karudih to Santhaltola Road.	1,30.55 394 /SWI 21-02-2014	01.07.2014	31.03.2015	80	1,08.70	1,08.70	21.85	N.A.
341	Construction of Road from REO Road Murbhanga to Murgabani via- Sitpahari Bangali Tola Road.	1,70.18 278 /SWI 21-01-2013	02.06.2014	01.06.2015	75	80.00	80.00	90.18	N.A.
342	Construction of Road from Bhurkunda to Bandar Pani REO Road to Chitmay via- Malbhandaro Road.	2,71.93 189 /SWI 09-01-2014	12.06.2014	11.09.2015	50	1,05.00	1,05.00	1,66.93	N.A.
343	Construction of Road from REO Main Road to Amghatta Road.	46.65 392 /SWI 21-02-2014	12.06.2014	11.03.2015	70	38.95	38.95	7.70	N.A.
344	Construction of Road from Palasi to Karla More Road.	2,24.79 59 /SWI 15-07-2014	10.10.2014	09.10.2015	45	35.00	35.00	1,89.79	N.A.
345	Construction of Road from Tajjore to Dangalpara via- Kalajora REO Road.	1,23.77 371 /SWI 20-02-2014	23.06.2014	22.03.2015	70	75.00	75.00	48.77	N.A.
346	Construction of Road from Mariyar More to Kakni Road.	70.76 392 /SWI 21-02-2014	12.06.2014	11.03.2015	60	35.00	35.00	35.76	N.A.

APPENDIX IX – COMMITMENTS OF THE GOVERNMENT - LIST OF INCOMPLETE CAPITAL WORKS - contd.

Sl. No.	Name of the Project/ Works	Estimated cost of work / date of sanction	Year of commencement	Target year of completion	Physical progress of work (in per cent)	Expenditure during the year	Progressive expenditure to the end of the year	Pending payments	Revised cost, if any/ date of revision
1	2	3	4	5	6	7	8	9	10
					<i>(Rupees in lakh)</i>				
347	Construction of Road from Purniya Dharampur to Ranidinda Road.	2,18.71 59 /SWI 15-07-2014	10.10.2014	09.10.2015	100	1,00.00	1,00.00	118.71	N.A.
348	Construction of Road from Godarmana Imli Haat Dohar to Janewa.	2,37.73	26.12.2011	25.12.2012	90	0.00	1,62.87	39.19	74.85
349	Construction of Road from Hariharpur Bus Stand to Lohagarh via Basti.	2,14.58	04.03.2014	03.03.2015	70	1,40.00	1,50.00	-1,50.00	64.58
350	Construction of Road from Harigawan to Hemraji via Satbahini.	2,21.02	04.03.2014	03.03.2015	70	1,40.00	1,50.00	-1,50.00	71.02
351	Construction of Road from Block More (Rani Bagicha) to Sandhya.	1,29.26	04.03.2014	03.12.2014	80	91.00	1,06.00	-1,06.00	23.26
352	Construction of Road from Haradag Khurd (House of Ram Bahan Sao) to Karke Siwana via Chhath Asthan.	1,23.31	04.03.2014	03.12.2014	35	85.00	95.00	-95.00	28.31
353	Construction of Road from Sisri main Road to Torelawa via high school.	2,86.14	28.02.2014	27.02.2015	80	2,86.14	2,00.65	-2,00.65	85.49
354	Construction of Road from Anumandal Karyalay to Alkatra via Ahirpurwa Mission School.	1,81.52	03.03.2014	02.03.2015	75	1,81.52	1,20.00	-1,20.00	61.52

APPENDIX IX – COMMITMENTS OF THE GOVERNMENT - LIST OF INCOMPLETE CAPITAL WORKS - contd.

Sl. No.	Name of the Project/ Works	Estimated cost of work / date of sanction	Year of commencement	Target year of completion	Physical progress of work (in per cent)	Expenditure during the year	Progressive expenditure to the end of the year	Pending payments	Revised cost, if any/ date of revision
1	2	3	4	5	6	7	8	9	10
<i>(Rupees in lakh)</i>									
355	Construction of Road from Sondiha School Charmuhan to U.P. siwana.	2,04.18	04.03.2014	03.03.2015	75	2,04.18	1,40.00	-1,40.00	64.18
356	Construction of Road from NH-75 Gulahari Bandh to Silidag Panchayat Bhawan via Bir Kunwar Asthan	1,00.96	04.03.2014	03.03.2015	85	1,00.96	85.00	-85.00	15.96
357	Construction of Road from Silidag house of Bhukhu Ram to Kajri Sima via Mangra Road.	1,25.69	01.03.2014	31.12.2014	35	1,25.69	15.00	-15.00	1,10.69
358	Construction of Road from Baligarh main Road to Nahar Tola via Adiwasi Tola.	1,02.40	09.05.2014	08.02.2015	35	1,02.40	15.00	-15.00	87.40
359	Construction of Road from Karchauli village Joridih main Road to Tand Minj via Kanjiya Road.	56.90	21.05.2014	20.02.2015	60	56.90	39.31	-39.31	17.58
360	Construction of Road from Patihari Bishunpura main Road to School via Basti.	69.47	22.05.2014	21.02.2015	80	69.47	55.00	-55.00	14.47
361	Construction of Road from Chanddih to Kadhwan main Road to Sone River via Adiwasi Tola.	75.31	31.05.2014	28.02.2015	80	75.31	52.00	-52.00	23.31

APPENDIX IX – COMMITMENTS OF THE GOVERNMENT - LIST OF INCOMPLETE CAPITAL WORKS - contd.

Sl. No.	Name of the Project/ Works	Estimated cost of work / date of sanction	Year of commencement	Target year of completion	Physical progress of work (in per cent)	Expenditure during the year	Progressive expenditure to the end of the year	Pending payments	Revised cost, if any/ date of revision
1	2	3	4	5	6	7	8	9	10
<i>(Rupees in lakh)</i>									
362	Construction of Road from Jhura Nahar to Merhna Basti.	2,18.80	23.06.2014	22.06.2015	65	2,18.80	1,55.00	-1,55.00	63.80
363	Construction of Road from Bhikhahi Danda main Road to Chak Chhapardaga via Baherwadah.	2,28.68	28.06.2014	27.06.2015	60	2,28.68	1,00.00	-1,00.00	1,28.68
364	Construction of Road from Achhodih more to Rampur via Majhiaon Chandrapura.	1,79.89	24.06.2014	23.06.2015	50	1,79.89	85.00	-85.00	94.89
365	Construction of Road from Block Office to Udaypur Bazar.	2,09.77	16.07.2014	15.07.2015	80	2,09.77	1,60.00	-1,60.00	49.77
366	Construction of Road from Raji Bazar to Pipri siwana via Lohbandha Chaura.	1,98.54	04.03.2014	03.03.2015	60	1,98.55	1,00.00	-1,00.00	98.55
367	Construction of Road from Jarahi Charmuhan to Deogana siwana.	2,05.33	24.06.2014	23.06.2015	75	2,05.33	1,40.00	-1,40.00	65.33
368	Construction of Road from Burha Paras to Chutru Bandu.	1,83.06	03.07.2014	02.07.2015	70	1,83.06	1,25.00	-1,25.00	58.06
369	Construction of Road from Chiniya to Chirka.	1,79.06	28.06.2014	27.06.2015	60	1,79.06	85.00	-85.00	94.06
370	Construction of Road from Panghatwa to Marchaiya.	1,89.69	26.09.2014	25.09.2015	45	1,89.69	85.00	-85.00	1,04.69

APPENDIX IX – COMMITMENTS OF THE GOVERNMENT - LIST OF INCOMPLETE CAPITAL WORKS - contd.

Sl. No.	Name of the Project/ Works	Estimated cost of work / date of sanction	Year of commencement	Target year of completion	Physical progress of work (in per cent)	Expenditure during the year	Progressive expenditure to the end of the year	Pending payments	Revised cost, if any/ date of revision
1	2	3	4	5	6	7	8	9	10
					<i>(Rupees in lakh)</i>				
371	Construction of Road from Kauwakhoh to Sanani.	2,11.52	28.06.2014	27.06.2015	60	2,11.52	1,11.00	-1,11.00	1,00.52
372	Konpala Jamtarn to Japlanga via Thethaitanger Bolba Road	N.A.	15.02.2012	14.08.13	57	20.00	2,07.38	N.A.	N.A.
373	Bagdega to Jharen via REO Road Kurdeg	2,65.26	29.12.11	28.06.13	86	45.00	2,29.45	N.A.	N.A.
374	Bano head quarter to raabbi	4,57.90	04.05.13	03.11.14	75	1,29.00	2,79.00	N.A.	N.A.
375	Arani Nawatoli to Jokbahar via Kudrum	3,55.13	29.02.12	28.08.13	70	0.00	2,39.55	N.A.	N.A.
376	Konmenjra Khas basti to Simdega border vai bazar	1,28.90	22.04.13	21.07.14	82	23.90	92.51	N.A.	N.A.
377	PWD main Road to Kronjo	1,74.95	04.05.13	03.05.14	62	56.00	79.00	N.A.	N.A.
378	Parwa khas to Pomia Bhineshwar Ganjhu House	1,44.06	24.04.14	23.03.15	45	60.00	60.00	N.A.	N.A.
379	Lathakhamhan to Baghchatta	1,13.05	24.04.14	23.01.15	47	40.00	40.00	N.A.	N.A.
380	Bolba Samsera Panchayat to Awga Bazartanr via Alingur	2,18.38	03.07.14	02.06.15	56	1,20.00	1,20.00	N.A.	N.A.
381	REO Road to Bhalubahar Kumbatoli via Paharsara Panchayat Bhawan	1,51.14	03.07.14	02.06.15	80	95.00	95.00	N.A.	N.A.

APPENDIX IX – COMMITMENTS OF THE GOVERNMENT - LIST OF INCOMPLETE CAPITAL WORKS - contd.

Sl. No.	Name of the Project/ Works	Estimated cost of work / date of sanction	Year of commencement	Target year of completion	Physical progress of work (in per cent)	Expenditure during the year	Progressive expenditure to the end of the year	Pending payments	Revised cost, if any/ date of revision
1	2	3	4	5	6	7	8	9	10
<i>(Rupees in lakh)</i>									
382	Urte Chapatanr to Siriya via Baraibera	2,48.65	11.06.14	10.05.15	40	75.00	75.00	N.A.	N.A.
383	Baghchatta to Raibera	1,14.62	03.07.14	02.06.15	53	40.00	40.00	N.A.	N.A.
384	REO Road Chaintoli to Saindih via PMGSY Road Joritoli	3,68.24	26.09.14	25.03.16	75	1,20.00	1,20.00	N.A.	N.A.
385	Lomboi PWD Road to Tilajara Basair to Besrajara	2,21.55	27.01.15	26.01.16	15	20.00	20.00	N.A.	N.A.
386	NH 80 Goshala Railway Crossing to Karamtola via Majhikola Road	93.12 / dt. 19.7.08	2009	2011	100	0.00	90.14	2.98	N.A.
387	Banjhitola to Partotola Road	2,49.75 / dt. 19.7.08	2010	2011	95	32.00	2,11.21	38.00	N.A.
388	REO Road Bishanpur to Jaskutti Road	2,66.09 / dt. 21.2.11	2011	2012	90	21.98	1,89.69	76.41	N.A.
389	Banji residential High school to Narganj via Tetuliya	1,45.98 / dt. 13.6.11	2011	2012	65	10.00	60.00	85.98	N.A.
390	PWD Road Harinkol to Mahuakol Ghatiyari Road	75.85 / dt. 21.2.11	2011	2012	68	0.00	25.00	50.85	N.A.
391	Shobhanpur Bhatta to Balua diara	1,73.60 / dt. 20.9.05	2006	2007	100	0.00	1,76.27	21.88	1,98.16 lakh dt. 15.5.06
392	PWD Road Shampur to Kabadda via Ranjhan Moti Pahari	2,34.52 / dt. 11.2.14	2014	2015	80	115.00	1,15.00	92.36	N.A.

APPENDIX IX – COMMITMENTS OF THE GOVERNMENT - LIST OF INCOMPLETE CAPITAL WORKS - contd.

Sl. No.	Name of the Project/ Works	Estimated cost of work / date of sanction	Year of commencement	Target year of completion	Physical progress of work (in per cent)	Expenditure during the year	Progressive expenditure to the end of the year	Pending payments	Revised cost, if any/ date of revision
1	2	3	4	5	6	7	8	9	10
<i>(Rupees in lakh)</i>									
393	Mugdi to Raja Pani Road	2,35.52 / dt. 11.2.14	2014	2015	60	50.00	50.00	1,80.84	N.A.
394	Sabdhara Rly Fatak to Sahaj via Gangtia Road	1,55.40 / 11.2.14	2014	2015	30	15.00	15.00	1,35.20	N.A.
395	Pwd Road Mandro to Devdanr via Simra Ithari Road	3,34.23 / 11-2-14	2014	2015	55	75.00	75.00	2,40.07	N.A.
396	NH 80 to Hazipur Diara Road	2,36.11 / 3-3-14	2014	2015	68	1,40.00	1,40.00	84.35	N.A.
397	Dighi to Resore	2,85.93 / 21-2-14	2014	2015	20	20.00	20.00	2,54.96	N.A.
398	Kathaghar to Bhansmari Road	1,69.31	2014	2015	90	1,15.00	1,15.00	34.62	N.A.
399	Mahadeopur REO Road to Saharpur via Paraspani	2,04.28 / 01-09-14	2014	2015	52	95.00	95.00	87.38	N.A.
400	Taljhari to Beldarchak (Shiv Mandir) via Simaljori BPDP Road.	2,00.76 / 01-09-14	2014	2015	65	35.00	35.00	1,27.04	N.A.
401	Dahuajore to Teghra via Manjhladih Amdand	4,38.20 / 11-2-14	2014	2016	50	60.00	60.00	3,27.88	N.A.
402	PWD Road Khadebagicha more to Dabona via Khera Road.	1,73.35 / 01-09-14	2014	2015	40	25.00	25.00	1,37.04	N.A.
403	Kusma Fatak to Kothal Pokhar	1,24.32 / 08-9-14	2014	2015	50	10.00	10.00	1,00.62	N.A.

APPENDIX IX – COMMITMENTS OF THE GOVERNMENT - LIST OF INCOMPLETE CAPITAL WORKS - conclud.

Sl. No.	Name of the Project/ Works	Estimated cost of work / date of sanction	Year of commencement	Target year of completion	Physical progress of work (in per cent)	Expenditure during the year	Progressive expenditure to the end of the year	Pending payments	Revised cost, if any/ date of revision
1	2	3	4	5	6	7	8	9	10
<i>(Rupees in lakh)</i>									
404	Bada Kusmi to Bishanpur Pradhantola Road.	2,51.59 / 01-09-14	2014	2015	65	40.00	40.00	1,84.72	N.A.
405	Saluka to Amba & Amba to Chandrabad	1,62.06 302/11.02.2014	2014-15	16.05.2015	100	1,10.00	1,10.00	52.06	N.A.
406	Kelahi to Amoi School (Near Railway Bridge)	1,95.29 281/11.02.2014	2014-15	18.07.2015	75	1,27.50	1,27.50	67.79	N.A.
407	Panjanina More to Bhandarbera via Kuldangal	17.09 302/11.02.2014	2014-15	22.07.2015	70	85.00	85.00	85.88	N.A.
408	Rampur to Bhitra	88.71 138/19.09.2014	2014-15	21.10.2015	70	35.00	35.00	53.71	N.A.
409	Jamtara-Karmatanr PWD Rd. to Dewalbari More Pabia to IRB Camp Jhilwa Udaipur	2,74.27 281/11.02.2014	2014-15	29.04.2015	40	35.00	35.00	2,39.28	N.A.
410	Karmatanr PWD Rd. 3 No. Bagan to Tilaiya Bhagwanpur	2,80.20 94/01.09.2014	2014-15	20.06.2016	20	0.00	0.00	2,80.21	N.A.
411	Andharo More to Khairbani	2,18.11 lakh 258/25.10.2014	2014-15	20.03.2016	0	0.00	0.00	2,18.11	N.A.
412	Kenduatanr More Main Rd. to Agaiya	1,44.07 lakh 258/25.10.2014	2014-15	20.03.2016	0	0.00	0.00	1,44.07	N.A.
413	Kathijoria Sikandarpur to Bheladih via Kathijoria	1,17.82 lakh 258/25.10.2014	2014-15	31.12.2015	0	0.00	0.00	1,17.82	N.A.

APPENDIX X – MAINTENANCE OF EXPENDITURE WITH SEGREGATION OF SALARY AND NON-SALARY PORTION

Grant No.	Name of the Grant	Heads of Expenditure							Description/ Nomenclature of maintenance expenditure account head	Components of Expenditure		
		Major Head	Sub-Major Head	Minor Head	Sub Head	Detailed Head	Object Head	Plan/ Non-Plan		Salary	Non-Salary	Total
<i>(Rupees in lakh)</i>												
1	Agriculture and Sugarcane Development Department	2401	00	103	01	05	43	Non-plan	Maintenance and Repairs	0.00	2.00	2.00
		2401	00	107	09	05	43	Non-plan	Maintenance and Repairs	0.00	1.00	1.00
		2401	01	109	01	05	43	Non-plan	Maintenance and Repairs	0.00	3.00	3.00
		2401	01	119	01	05	43	Non-plan	Maintenance and Repairs	0.00	0.25	0.25
2	Animal Husbandry Department	2405	00	001	01	05	43	Non-plan	Maintenance and Repairs	0.00	7.56	7.56
		2405	00	101	49	05	43	Plan	Maintenance and Repairs	0.00	42.16	42.16
		2405	00	796	06	05	43	Plan	Maintenance and Repairs	0.00	18.80	18.80
3	Building Construction Department	2059	80	001	10	05	43	Non-plan	Maintenance and Repairs	0.00	12,04.46	12,04.46
		2059	80	001	11	05	43	Non-plan	Maintenance and Repairs	0.00	3,78.33	3,78.33
		2059	80	053	13	05	43	Non-plan	Maintenance and Repairs	0.00	25,01.45	25,01.45
		2059	80	102	13	05	43	Plan	Maintenance and Repairs	0.00	3,67.97	3,67.97
17	Finance (Commercial Tax) Department	2040	00	001	05	05	43	Plan	Maintenance and Repairs	0.00	26.20	26.20
19	Forest and Environment Department	2406	01	001	01	05	43	Non-plan	Maintenance and Repairs	0.00	5.00	5.00

APPENDIX X – MAINTENANCE OF EXPENDITURE WITH SEGREGATION OF SALARY AND NON-SALARY PORTION- contd.

Grant No.	Name of the Grant	Heads of Expenditure							Description/ Nomenclature of maintenance expenditure account head	Components of Expenditure			
		Major Head	Sub-Major Head	Minor Head	Sub Head	Detailed Head	Object Head	Plan/ Non-Plan		Salary	Non-Salary	Total	
													<i>(Rupees in lakh)</i>
20	Health, Medical Education and Family Welfare Department	2210	01	105	02	05	43	Non-plan	Maintenance and Repairs	0.00	2.18	2.18	
		2210	05	105	12	05	43	Non-plan	Maintenance and Repairs	0.00	7.00	7.00	
22	Home Department	2070	00	115	03	05	43	Non-plan	Maintenance and Repairs	0.00	67.00	67.00	
		2055	00	109	01	05	43	Non-plan	Maintenance and Repairs	0.00	8.20	8.20	
		2055	00	115	01	05	43	Non-plan	Maintenance and Repairs	0.00	3,24.12	3,24.12	
23	Industry Department	2851	00	107	01	05	43	Plan	Maintenance and Repairs	0.00	36.97	36.97	
		2851	00	107	13	05	43	Plan	Maintenance and Repairs	0.00	6.53	6.53	
		2851	00	796	06	05	43	Plan	Maintenance and Repairs	0.00	12.00	12.00	
		2851	00	796	47	05	43	Plan	Maintenance and Repairs	0.00	2,17.50	2,17.50	
24	Information and Public Relation Department	2220	60	796	03	05	43	Plan	Maintenance and Repairs	0.00	55.51	55.51	
26	Labour, Employment and Training Department	2230	02	796	01	05	43	Plan	Maintenance and Repairs	0.00	0.25	0.25	

APPENDIX X – MAINTENANCE OF EXPENDITURE WITH SEGREGATION OF SALARY AND NON-SALARY PORTION- contd.

Grant No.	Name of the Grant	Heads of Expenditure							Description/ Nomenclature of maintenance expenditure account head	Components of Expenditure			
		Major Head	Sub-Major Head	Minor Head	Sub Head	Detailed Head	Object Head	Plan/ Non-Plan		Salary	Non-Salary	Total	
													<i>(Rupees in lakh)</i>
29	Mines and Geology Department	2853	02	102	01	05	43	Plan	Maintenance and Repairs	0.00	0.65	0.65	
		2853	02	102	02	05	43	Plan	Maintenance and Repairs	0.00	6.51	6.51	
32	Legislature	2011	02	103	02	05	43	Non-plan	Maintenance and Repairs	0.00	5.10	5.10	
36	Drinking Water and Sanitation Department	2215	01	101	01	05	43	Non-plan	Maintenance and Repairs	0.00	72.58	72.58	
		2215	01	101	02	05	43	Non-plan	Maintenance and Repairs	0.00	1,14.88	1,14.88	
		2215	01	101	03	05	43	Non-plan	Maintenance and Repairs	0.00	13.62	13.62	
		2215	01	101	04	05	43	Non-plan	Maintenance and Repairs	0.00	7,26.57	7,26.57	
		2215	01	101	09	05	43	Non-plan	Maintenance and Repairs	0.00	2,44.95	2,44.95	
		2215	02	102	02	05	43	Non-plan	Maintenance and Repairs	0.00	4.24	4.24	
		2215	02	102	03	05	43	Non-plan	Maintenance and Repairs	0.00	8,88.42	8,88.42	
		2215	02	105	01	05	43	Non-plan	Maintenance and Repairs	0.00	4,86.10	4,86.10	
		4215	01	105	01	05	43	Plan	Maintenance and Repairs	0.00	2,37.26	2,37.26	
		4215	01	102	04	05	43	Plan	Maintenance and Repairs	0.00	6.41	6.41	
		4215	01	796	02	05	43	Plan	Maintenance and Repairs	0.00	83.87	83.87	
		4215	01	796	04	05	43	Plan	Maintenance and Repairs	0.00	20.00	20.00	

APPENDIX X – MAINTENANCE OF EXPENDITURE WITH SEGREGATION OF SALARY AND NON-SALARY PORTION- contd.

Grant No.	Name of the Grant	Heads of Expenditure							Description/ Nomenclature of maintenance expenditure account head	Components of Expenditure			
		Major Head	Sub-Major Head	Minor Head	Sub Head	Detailed Head	Object Head	Plan/ Non-Plan		Salary	Non-Salary	Total	
													<i>(Rupees in lakh)</i>
39	Disaster Management Department	2245	02	113	02	05	43	Non-plan	Maintenance and Repairs	0.00	58.69	58.69	
		2245	02	113	03	05	43	Non-plan	Maintenance and Repairs	0.00	32.92	32.92	
		2245	02	114	01	05	43	Non-plan	Maintenance and Repairs	0.00	21.82	21.82	
41	Road Construction Department	3054	03	337	01	05	43	Non-Plan	Maintenance and Repairs	0.00	1,46,02.96	1,46,02.96	
		3054	04	105	01	05	43	Non-Plan	Maintenance and Repairs	0.00	30,37.37	30,37.37	
		3054	04	105	02	05	43	Non-Plan	Maintenance and Repairs	0.00	60,00.00	60,00.00	
		5054	03	337	01	05	43	Non-Plan	Maintenance and Repairs	0.00	26,39.14	26,39.14	
42	Rural Development Department	2515	00	001	28	05	43	Non-Plan	Maintenance and Repairs	0.00	31,74.25	31,74.25	
		2515	00	001	31	05	43	Plan	Maintenance and Repairs	0.00	8.73	8.73	
		2515	00	102	18	05	43	Plan	Maintenance and Repairs	0.00	75.00	75.00	
		2515	00	789	18	05	43	Plan	Maintenance and Repairs	0.00	24.59	24.59	
		2515	00	789	26	05	43	Plan	Maintenance and Repairs	0.00	3.41	3.41	
		2515	00	796	18	05	43	Plan	Maintenance and Repairs	0.00	1,00.00	1,00.00	
		2515	00	796	25	05	43	Plan	Maintenance and Repairs	0.00	45.31	45.31	
		2515	00	796	26	05	43	Plan	Maintenance and Repairs	0.00	9.27	9.27	

APPENDIX X – MAINTENANCE OF EXPENDITURE WITH SEGREGATION OF SALARY AND NON-SALARY PORTION- contd.

Grant No.	Name of the Grant	Heads of Expenditure							Description/ Nomenclature of maintenance expenditure account head	Components of Expenditure			
		Major Head	Sub-Major Head	Minor Head	Sub Head	Detailed Head	Object Head	Plan/ Non-Plan		Salary	Non-Salary	Total	
													<i>(Rupees in lakh)</i>
44	Human Resource Development Department	2202	02	109	03	05	43	Non-plan	Maintenance and Repairs	0.00	0.14	0.14	
49	Water Resources Department	2705	00	001	01	05	43	Plan	Maintenance and Repairs	0.00	12.12	12.12	
		2705	00	789	13	05	43	Plan	Maintenance and Repairs	0.00	16.08	16.08	
		4701	80	789	46	05	43	Plan	Maintenance and Repairs	0.00	1,93.15	1,93.15	
		4701	80	789	66	05	43	Plan	Maintenance and Repairs	0.00	7,25.10	7,25.10	
		4701	80	796	46	05	43	Plan	Maintenance and Repairs	0.00	5,22.00	5,22.00	
		4701	80	796	54	05	43	Plan	Maintenance and Repairs	0.00	17,43.15	17,43.15	
		4701	80	796	68	05	43	Plan	Maintenance and Repairs	0.00	17.90	17.90	
		4701	80	796	74	05	43	Plan	Maintenance and Repairs	0.00	5.87	5.87	
		4701	80	800	46	05	43	Plan	Maintenance and Repairs	0.00	4,82.27	4,82.27	
		4701	80	800	54	05	43	Plan	Maintenance and Repairs	0.00	8,86.69	8,86.69	
		4701	80	800	71	05	43	Plan	Maintenance and Repairs	0.00	1,96.00	1,96.00	
50	Minor Irrigation Department	4702	00	101	20	05	43	Plan	Maintenance and Repairs	0.00	15,20.44	15,20.44	
		4702	00	796	20	05	43	Plan	Maintenance and Repairs	0.00	10,65.77	10,65.77	
		4702	00	796	30	05	43	Plan	Maintenance and Repairs	0.00	1.69	1.69	

APPENDIX X – MAINTENANCE OF EXPENDITURE WITH SEGREGATION OF SALARY AND NON-SALARY PORTION- conclud.

Grant No.	Name of the Grant	Heads of Expenditure							Description/ Nomenclature of maintenance expenditure account head	Components of Expenditure			
		Major Head	Sub-Major Head	Minor Head	Sub Head	Detailed Head	Object Head	Plan/ Non-Plan		Salary	Non-Salary	Total	
													<i>(Rupees in lakh)</i>
51	Welfare Department	2225	01	277	03	05	43	Non-Plan	Maintenance and Repairs	0.00	3.88	3.88	
		2225	02	277	04	05	43	Plan	Maintenance and Repairs	0.00	6.93	6.93	
		2225	03	277	18	05	43	Plan	Maintenance and Repairs	0.00	2.00	2.00	
		4225	01	789	08	05	43	Plan	Maintenance and Repairs	0.00	53.36	53.36	
		4225	01	789	19	05	43	Plan	Maintenance and Repairs	0.00	1,89.70	1,89.70	
		4225	02	277	02	05	43	Plan	Maintenance and Repairs	0.00	2.47	2.47	
		4225	02	796	07	05	43	Plan	Maintenance and Repairs	0.00	27.45	27.45	
		4225	03	796	02	05	43	Plan	Maintenance and Repairs	0.00	5.00	5.00	
		4225	80	277	01	05	43	Plan	Maintenance and Repairs	0.00	47.04	47.04	
		4225	80	796	01	05	43	Plan	Maintenance and Repairs	0.00	42.99	42.99	
52	Art, Culture, Sports and Youth Affair Department	2204	00	796	38	05	43	Plan	Maintenance and Repairs		48.87	48.87	
60	Social Welfare, Women and Child Development Department	2235	02	103	66	05	43	Plan	Maintenance and Repairs	0.00	73.25	73.25	
		2235	02	106	39	05	43	Plan	Maintenance and Repairs	0.00	39.84	39.84	
		2235	02	796	39	05	43	Plan	Maintenance and Repairs	0.00	40.99	40.99	
		2235	02	796	66	05	43	Plan	Maintenance and Repairs	0.00	85.29	85.29	
Total										0.00	4,60,97.49	4,60,97.49	

**APPENDIX XI – MAJOR POLICY DECISIONS OF THE GOVERNMENT DURING THE YEAR OR NEW SCHEMES
PROPOSED IN THE BUDGET**

Sl. no.	Nature of the policy Decision/ New Scheme	Implication for			In case of recurring, indicate the annual estimates of impact on net cash flows		Indicate the nature of Annual Expenditure in terms of				Likely sources from which Expenditure on new schemes to be met		
		Receipts/ Expenditure/ Both	Recurring/ One Time	If one time, indicate the impact	Definite period (specify the period)	Permanent	Revenue		Capital		States Own Resources	Central Transfer	Raising Debt (Specify)
							Plan	Non-Plan	Plan	Non-Plan			
													<i>(Rupees in crore)</i>
1	Payment of Pension liability to Bihar Government as per Bihar Reorganisation Act, 2000	Additional burden on budget to liquidate liabilities on retiral benefits	Recurring	...	For 20 years	...	0.00	₹ 3,98.17 (As per Re-organisation Act, 2000)	0.00	0.00	3,98.17	0.00	0.00
2	One time Grants-in-aid to Jharkhand State Electricity Board for payment against additional Letter of Credit	Expenditure	One time	Dues of electricity purchased from CPSUs	2013-14	...	0.00	3,00.00	0.00	0.00	3,00.00	0.00	0.00
3	One time settlement of Electricity Bills dues of MADA & Tenughat Dam	Expenditure	One time	Contingency	2013-14	...	0.00	1,48.00	0.00	0.00	1,48.00	0.00	0.00
4	Land acquisition for extension of Birsa Munda Airport, purchase of Helicopter etc.	Expenditure	Non-Recurring	One time Capital Expenditure	2013-14	...	0.00	0.00	2,79.99	0.00	0.00	0.00	2,79.99
5	Plan Schemes for LWE affected Districts (Addl. Central Assistance)	Expenditure	Recurring	...	2013-14	...	5,10.00	0.00	0.00	0.00	0.00	5,10.00	0.00
	Total						5,10.00	8,46.17	2,79.99	0.00	8,46.17	5,10.00	2,79.99

NB : This statement has been prepared from information given in Budget documents for 2014-15.

APPENDIX XII – COMMITTED LIABILITIES OF THE GOVERNMENT
Refer to Para 3 (xvii) of Notes to Accounts

Sl. No.	Nature of Liability	Plan	Non-Plan	Likely sources from which proposed to be met			Likely year of the discharge	Liabilities discharged during the current year	Balance Remaining
				State Own Resources	Central Transfer	Raising Debt (please specify)			
1	2	3	4	5	6	7	8	9	10
<i>(₹ in lakh)</i>									
I. Account Payable									
1.	Pension		34,84,30.56				2014-15	34,84,30.56	
2.	Interest payments		26,14,43.54				2014-15	26,14,43.54	
3.	Repayment of Loans		19,96,92.26				2014-15	19,96,92.26	
	TOTAL		80,95,66.36					80,95,66.36	
II. State Share in Centrally Sponsored Schemes (#)									
	TOTAL								
III. Liabilities in the form of transfer of Plan Schemes to Non-Plan Heads (@)									
	TOTAL								

APPENDIX XII – COMMITTED LIABILITIES OF THE GOVERNMENT - Concl'd.
Refer to Para 3 (xvii) of Notes to Accounts

Sl. No.	Nature of Liability	Plan	Non-Plan	Likely sources from which proposed to be met			Likely year of the discharge	Liabilities discharged during the current year	Balance Remaining
				State Own Resources	Central Transfer	Raising Debt (please specify)			
1	2	3	4	5	6	7	8	9	10
<i>(₹ in lakh)</i>									
IV. Liabilities arises from Incomplete Projects(@)									
TOTAL									
V. Others/ Miscellaneous (#)									
1.	Arrears of Grants-in-aid to Local Bodies		NA						NA
TOTAL									

(#) Information awaited from State Government (August 2015).

(@) Details of incomplete projects have been given in Appendix IX

**APPENDIX XIII – RE-ORGANISATION OF STATES - ITEMS FOR WHICH ALLOCATION OF BALANCES BETWEEN/
AMONG THE STATES HAS NOT BEEN FINALIZED**

Refer to Para 3 (iii) of Notes to Accounts

Serial No.	Item (Loans, Deposits etc.)	Head of Account as per Finance Accounts 2000-2001 of Composite Bihar (14.11.2000)	Amount to be allocated between successor States Jharkhand & Bihar			
			At the time of Re-organisation		Present position as at 31 March 2015	
<i>(Rupees in lakh)</i>						
1	A. Capital Account of General Services	4059-Capital Outlay on Public Works	Dr.	1,55,00.41	Dr.	1,55,00.41
		4075- Capital Outlay on Miscellaneous General Services	Dr.	0.20	Dr.	0.20
	B. Capital Account of Social Services	4202- Capital Outlay on Education, Sports, Art and Culture	Dr.	2,10,66.21	Dr.	2,10,66.21
		4210- Capital Outlay on Medical and Public Health	Dr.	1,29,96.57	Dr.	1,29,96.57
		4211- Capital Outlay on Family Welfare	Dr.	30,48.06	Dr.	30,48.06
		4215- Capital Outlay on Water Supply and Sanitation	Dr.	10,69,81.77	Dr.	10,69,81.77
		4216- Capital Outlay on Housing	Dr.	97,13.43	Dr.	97,13.43
		4217- Capital Outlay on Urban Development	Dr.	1,16,90.17	Dr.	1,16,90.17
		4225- Capital Outlay on Welfare of Scheduled Castes Scheduled Tribes and other Backward Classes	Dr.	1,19,98.49	Dr.	1,19,98.49
		4235- Capital Outlay on Social Security and Welfare	Dr.	86.90	Dr.	86.90
		4250- Capital Outlay on other Social Services	Dr.	4,74.81	Dr.	4,74.81
	C. Capital Account of Economic Services	4401- Capital Outlay on Crop Husbandry	Dr.	16,39.51	Dr.	16,39.51
		4402- Capital Outlay on Soil and Water Conservation	Dr.	4,29.83	Dr.	4,29.83
		4403- Capital Outlay on Animal Husbandry	Dr.	1,88.81	Dr.	1,88.81

**APPENDIX XIII – RE-ORGANISATION OF STATES - ITEMS FOR WHICH ALLOCATION OF BALANCES BETWEEN/
AMONG THE STATES HAS NOT BEEN FINALIZED - Contd.**

Refer to Para 3 (iii) of Notes to Accounts

Serial No.	Item (Loans, Deposits etc.)	Head of Account as per Finance Accounts 2000-2001 of Composite Bihar (14.11.2000)	Amount to be allocated between successor States Jharkhand & Bihar			
			At the time of Re-organisation		Present position as at 31 March 2015	
				<i>(Rupees in lakh)</i>		
	C. Capital Account of Economic Services contd.	4404- Capital Outlay on Dairy Development	Dr.	13,81.10	Dr.	13,81.10
		4405- Capital Outlay on Fisheries	Dr.	1,90.82	Dr.	1,90.82
		4406- Capital Outlay on Forestry and Wild life	Dr.	18,39.84	Dr.	18,39.84
		4408- Capital Outlay on Food Storage and Warehousing	Dr.	18,66.64	Dr.	18,66.64
		4415- Capital Outlay on Agriculture Research and Education	Dr.	77.78	Dr.	77.78
		4425- Capital Outlay on Co-operation	Dr.	1,56,12.15	Dr.	1,56,12.15
		4435- Capital Outlay on other Agricultural Programmes	Dr.	26,60.54	Dr.	26,60.54
		4515- Capital Outlay on Other Rural Development Programmes	Dr.	11,26,26.47	Dr.	11,26,26.47
		4701- Capital Outlay on Medium Irrigation	Dr.	55,94,01.24	Dr.	55,94,01.24
		4702- Capital Outlay on Minor Irrigation	Dr.	3,77,84.08	Dr.	3,77,84.08
		4705- Capital Outlay on Command Area Development	Dr.	58.00	Dr.	58.00
		4711- Capital Outlay on Flood Control Projects	Dr.	8,74,49.44	Dr.	8,74,49.44
		4801- Capital Outlay on Power Projects	Dr.	1,93,04.15	Dr.	1,93,04.15

**APPENDIX XIII – RE-ORGANISATION OF STATES - ITEMS FOR WHICH ALLOCATION OF BALANCES BETWEEN/
AMONG THE STATES HAS NOT BEEN FINALIZED - Contd.**

Refer to Para 3 (iii) of Notes to Accounts

Serial No.	Item (Loans, Deposits etc.)	Head of Account as per Finance Accounts 2000-2001 of Composite Bihar (14.11.2000)	Amount to be allocated between successor States Jharkhand & Bihar			
			At the time of Re-organisation		Present position as at 31 March 2015	
				<i>(Rupees in lakh)</i>		
	C. Capital Account of Economic Services concl'd.	4851- Capital Outlay on Village and Small Industries	Dr.	27,26.60	Dr.	27,26.60
		4853- Capital Outlay on Non-ferrous Mining and Metallurgical Industries	Dr.	9,87.35	Dr.	9,87.35
		4855- Capital Outlay on Fertilizer Industries	Dr.	1,36.27	Dr.	1,36.27
		4857- Capital Outlay on Chemical and Pharmaceutical Industries	Dr.	8,99.92	Dr.	8,99.92
		4858- Other Capital Outlay on Engineering Industries	Dr.	88.18	Dr.	88.18
		4859- Capital Outlay on Telecommunication and Electronic Industries	Dr.	5,64.50	Dr.	5,64.50
		4860- Capital Outlay on Consumer Industries	Dr.	54,85.99	Dr.	54,85.99
		4875- Capital Outlay on other Industries	Dr.	23.78	Dr.	23.78
		4885- Other Capital Outlay on Industries and Minerals	Dr.	57,47.68	Dr.	57,47.68
		5053- Capital Outlay on Civil Aviation	Dr.	2,57.03	Dr.	2,57.03
		5054- Capital Outlay on Roads and Bridges	Dr.	12,28,03.98	Dr.	12,28,03.98
		5055- Capital Outlay on Road Transport	Dr.	79,94.97	Dr.	79,94.97
		5075- Capital Outlay on other Transport Services	Dr.	1,78.61	Dr.	1,78.61
		5452- Capital Outlay on Tourism	Dr.	19,71.01	Dr.	19,71.01
		5465- Investments in General Financial and Trading Institutions	Dr.	17,48.08	Dr.	17,48.08
		5475- Capital Outlay on other General Economic Services	Dr.	58,41.39	Dr.	58,41.39

**APPENDIX XIII – RE-ORGANISATION OF STATES - ITEMS FOR WHICH ALLOCATION OF BALANCES BETWEEN/
AMONG THE STATES HAS NOT BEEN FINALIZED - Contd.**

Refer to Para 3 (iii) of Notes to Accounts

Serial No.	Item (Loans, Deposits etc.)	Head of Account as per Finance Accounts 2000-2001 of Composite Bihar (14.11.2000)	Amount to be allocated between successor States Jharkhand & Bihar			
			At the time of Re-organisation		Present position as at 31 March 2015	
			<i>(Rupees in lakh)</i>			
2	F. Loans and Advances	6202- Loans for Education, Sports, Art and Culture	Dr.	4,43.94	Dr.	4,43.94
		6215- Loans for Water Supply and Sanitation	Dr.	58,76.37	Dr.	58,76.37
		6216- Loans for Housing	Dr.	1,14,71.52	Dr.	1,14,71.52
		6217-Loans for Urban Development	Dr.	2,16,39.23	Dr.	2,16,39.23
		6235-Loans for Social Security and Welfare	Dr.	4,60.14	Dr.	4,60.14
		6245- Loans for Relief on account of Natural Calamities	Dr.	11,93.51	Dr.	11,93.51
		6250- Loans for other Social Services	Dr.	11.54	Dr.	11.54
		6401- Loans for Crop Husbandry	Dr.	2,56,85.35	Dr.	2,56,85.35
		6402- Loans for Soil and Water Conservation	Dr.	2,54.94	Dr.	2,54.94
		6404- Loans for Diary Development	Dr.	1,96.09	Dr.	1,96.09
		6405- Loans for Fishries	Dr.	7.13	Dr.	7.13
		6406- Loans for Forestry and Wild Life	Dr.	1,60.39	Dr.	1,60.39
		6408- Loans for Food Storage and Warehousing	Dr.	1,18,74.95	Dr.	1,18,74.95
		6425- Loans for Co-operation	Dr.	1,88,07.18	Dr.	1,88,07.18
		6435- Loans for Other Agricultural Programmes	Dr.	34,36.15	Dr.	34,36.15
		6506- Loans for Land Reforms	Dr.	2,25.46	Dr.	2,25.46
		6515- Loans for other Rural Development Programmes	Dr.	36,45.95	Dr.	36,45.95
		6701- Loans for Major and Medium Irrigation	Dr.	1,04.81	Dr.	1,04.81
		6702- Loans for Minor Irrigation	Dr.	9,58.16	Dr.	9,58.16
		6705- Loans for Command Area Development	Dr.	42,72.54	Dr.	42,72.54
		6801- Loans for Power Projects	Dr.	47,31,92.82	Dr.	47,31,92.82
		6851- Loans for Village and Small Industries	Dr.	10,74.19	Dr.	10,74.19

**APPENDIX XIII – RE-ORGANISATION OF STATES - ITEMS FOR WHICH ALLOCATION OF BALANCES BETWEEN/
AMONG THE STATES HAS NOT BEEN FINALIZED - Contd.**

Refer to Para 3 (iii) of Notes to Accounts

Serial No.	Item (Loans, Deposits etc.)	Head of Account as per Finance Accounts 2000-2001 of Composite Bihar (14.11.2000)	Amount to be allocated between successor States Jharkhand & Bihar			
			At the time of Re-organisation		Present position as at 31 March 2015	
				<i>(Rupees in lakh)</i>		
		6853- Loans for Non-ferrous Mining and Metallurgical Industries	Dr.	66.93	Dr.	66.93
		6854- Loans for Cement and Non-Metalic Mineral Industries	Dr.	58.85	Dr.	58.85
		6857- Loans for Chemical and Pharmaceutical Industries	Dr.	10,16.56	Dr.	10,16.56
		6858- Loans for Engineering Industries	Dr.	1,95.12	Dr.	1,95.12
		6859- Loans for Telecommunication and Electronic Industries	Dr.	6,23.88	Dr.	6,23.88
		6860- Loans for Consumer Industries	Dr.	3,15,62.04	Dr.	3,15,62.04
		6885- Other Loans to Industries and Minerals	Dr.	2,14,55.10	Dr.	2,14,55.10
		7055- Loans for Road Transport	Dr.	64,46.54	Dr.	64,46.54
		7075- Loans for other Transport Services	Dr.	16,31.16	Dr.	16,31.16
		7465- Loans for General Financial and Trading Institutions	Dr.	32,96.59	Dr.	32,96.59
		7610- Loans to Government Servants etc.	Dr.	69,05.16	Dr.	69,05.16
		7615- Miscellaneous Loans	Dr.	85.28	Dr.	85.28
3	I. Small Savings, Provident Funds, etc.	8009- State Provident Funds	Cr.	74,03,59.43	Cr.	74,03,59.43
		8011- Insurance and Pension Funds	Cr.	1,45,97.10	Cr.	1,45,97.10
4	J. Reserve Fund	8115- Depreciation/Renewal Reserve Fund	Cr.	0.14	Cr.	0.14
		8223- Famine Relief Fund	Cr.	24.38	Cr.	24.38
		8229- Development and Welfare Funds	Cr.	0.55	Cr.	0.55
		8235- General and Other Reserve Funds	Cr.	3,42,01.33	Cr.	3,42,01.33

**APPENDIX XIII – RE-ORGANISATION OF STATES - ITEMS FOR WHICH ALLOCATION OF BALANCES BETWEEN/
AMONG THE STATES HAS NOT BEEN FINALIZED - Concl'd.**

Refer to Para 3 (iii) of Notes to Accounts

Serial No.	Item (Loans, Deposits etc.)	Head of Account as per Finance Accounts 2000-2001 of Composite Bihar (14.11.2000)	Amount to be allocated between successor States Jharkhand & Bihar			
			At the time of Re-organisation		Present position as at 31 March 2015	
				<i>(Rupees in lakh)</i>		
5	K. Deposits and Advances	8336- Civil Deposits	Cr.	(-) 55.39	Cr.	(-) 55.39
		8342- Other Deposits	Cr.	2.88	Cr.	2.88
		8443- Civil Deposits	Cr.	14,15,33.64	Cr.	12,87,16.13*
		8448- Deposits of Local Funds	Cr.	5,46,71.38	Cr.	5,29,01.87*
		8449- Other Deposits	Cr.	1,73.10	Cr.	1,73.10
		8550- Civil Advances	Dr.	94,66.90	Dr.	94,66.90
6	L. Suspense And Miscellaneous	8658- Suspense Accounts	Dr.	7,15,97.28	Dr.	7,15,97.28
		8671- Departmental Balances	Dr.	91,52.42	Dr.	91,52.42
		8672- Permanent Cash Imprest	Dr.	16.16	Dr.	16.16
		8673- Cash Balance Investment Account	Dr.	4,65.57	Dr.	4,65.57
		8679- Accounts with Government of other Countries	Dr.	14.35	Dr.	14.35
7	M. Remittances	8782- Cash Remittances and adjustments between officers rendering accounts to the same Accounts Officer	Dr.	14,94,88.19	Dr.	14,94,88.19
		8786- Adjusting Account between Central and State Governments	Dr.	81.53	Dr.	81.53
		8793-Inter-State Suspense Account	Dr.	8,35.79	Dr.	8,35.79

*The reduction in figures under Major Head **8443** and **8448** indicate amount of Civil Deposit and Local Funds under some minor heads which pertain to Jharkhand State have been identified and adopted in Finance Accounts in the financial year 2008-2009.

© COMPTROLLER AND
AUDITOR GENERAL OF INDIA
2015
www.cag.gov.in

www.agjh.cag.gov.in