

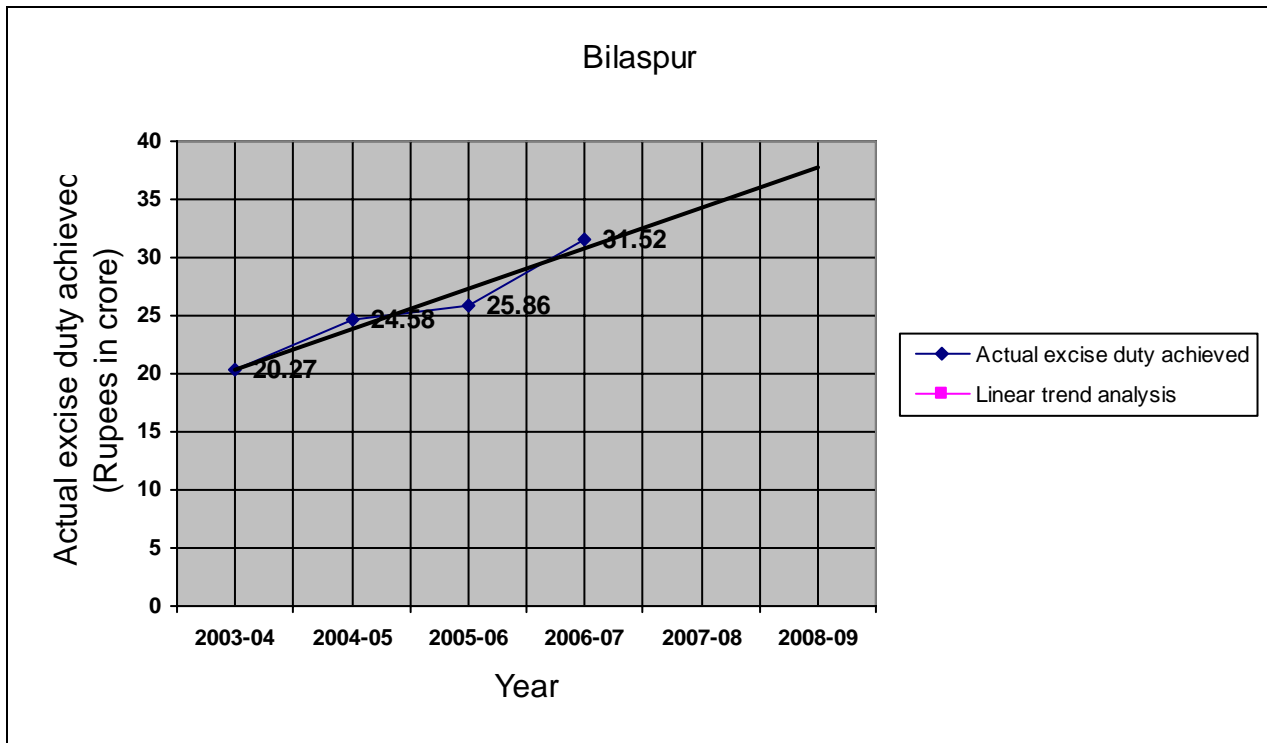
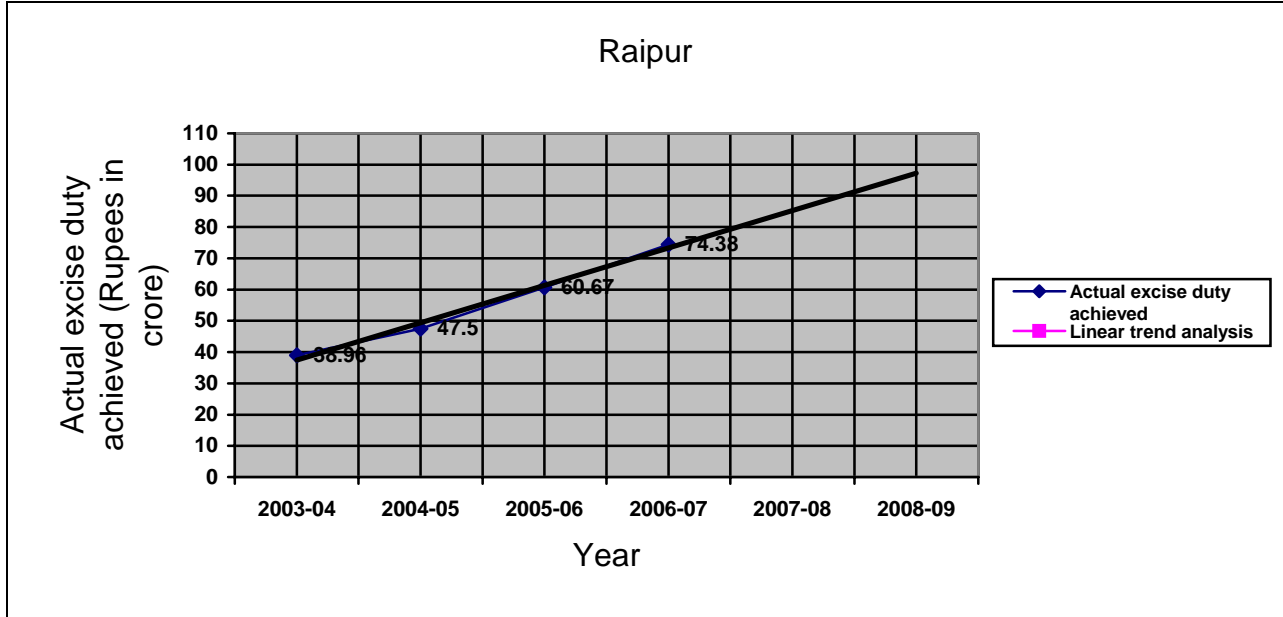
Appendix 1.1*(Referred to in paragraph 3.2.8)***Breakup of excise revenue in excise duty and licence fee****(In Rupees)**

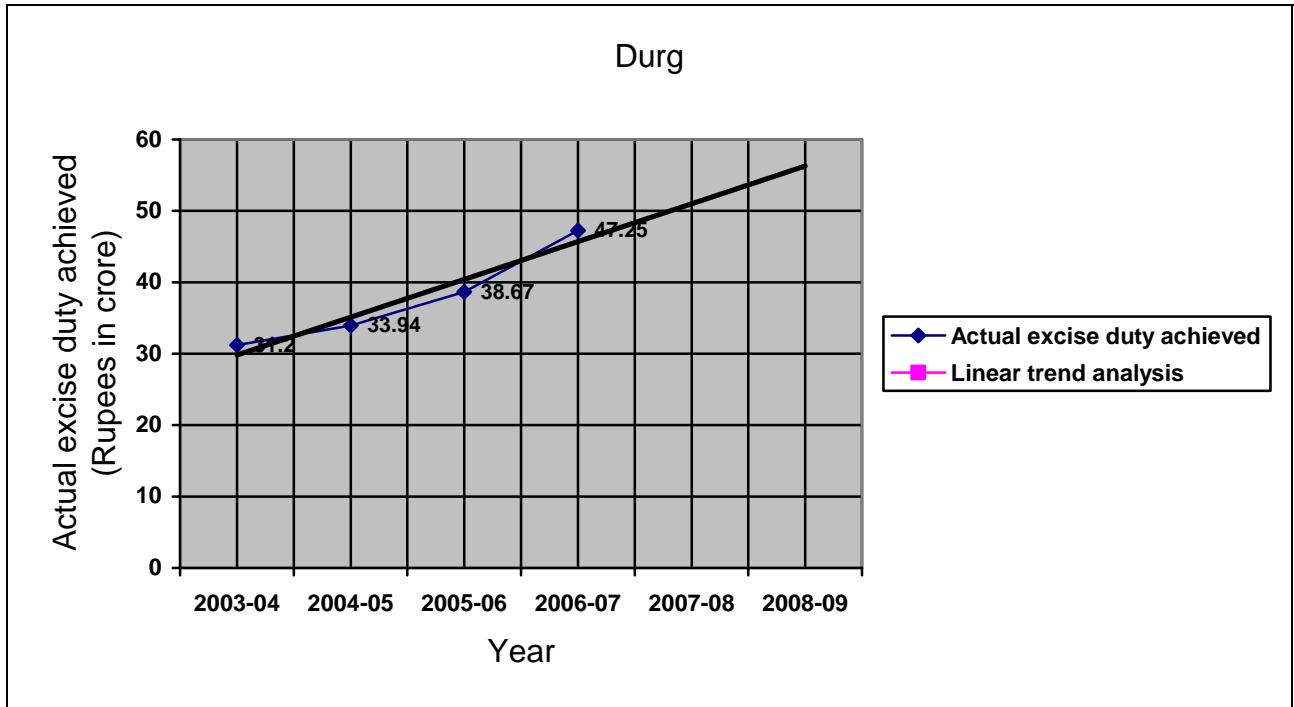
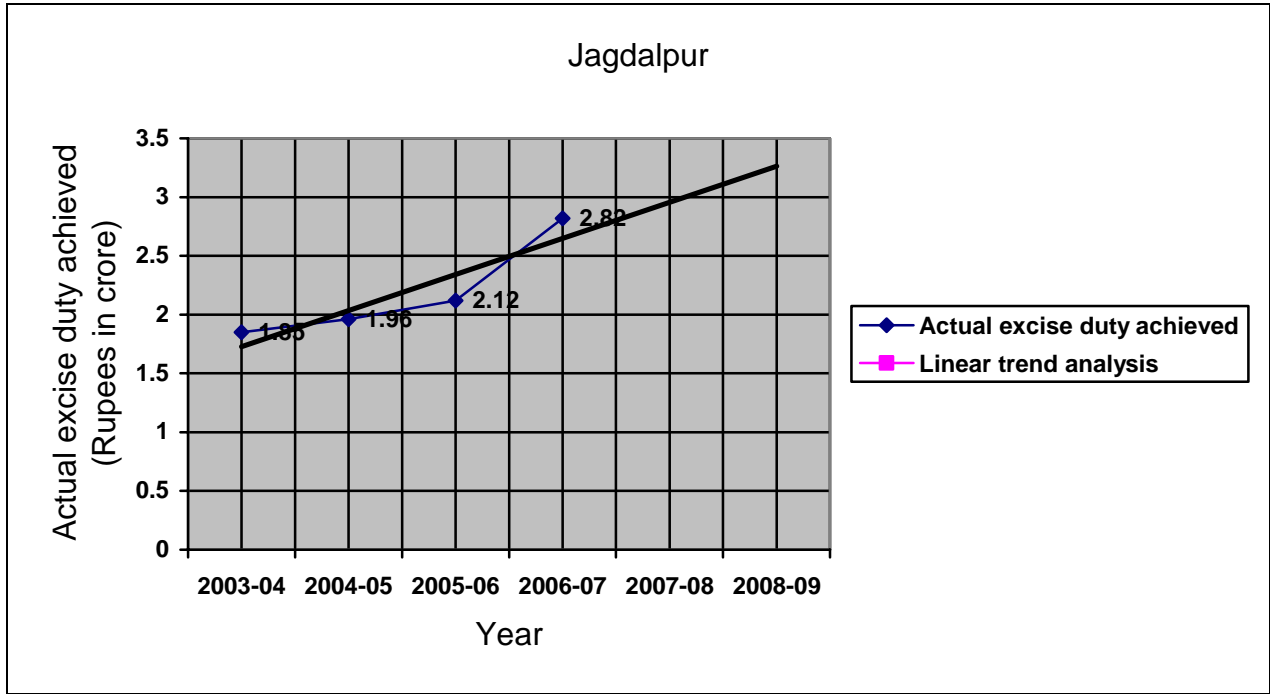
District	Year	Targets fixed by the department			Actual realisation		
		Licence fee	Excise duty	Total	Licence fee	Excise duty	Total
Raipur	2003-04	54,37,02,466	36,24,68,310	90,61,70,776	54,37,02,466	38,96,11,285	93,33,13,751
	2004-05	60,64,11,834	40,42,74,556	1,01,06,86,390	60,64,11,834	47,49,73,103	1,08,13,84,937
	2005-06	67,62,17,135	45,08,11,423	1,12,70,28,558	67,62,17,135	60,67,15,948	1,28,29,33,083
	2006-07	78,29,44,800	52,19,63,200	1,30,49,08,000	78,29,44,800	74,38,31,872	1,52,67,76,672
	2007-08	90,05,80,500	60,03,87,000	1,50,09,67,500	90,05,80,500	87,19,63,214	1,77,25,43,714
Durg	2003-04	43,47,13,686	28,98,03,779	72,45,17,465	43,47,13,686	31,19,92,022	74,67,05,708
	2004-05	47,81,94,063	31,87,95,937	79,69,90,000	47,81,94,063	33,94,25,983	81,76,20,046
	2005-06	52,11,99,575	34,63,77,874	86,75,77,449	52,13,57,270 ¹	38,66,92,402	90,80,49,672
	2006-07	60,42,22,007	40,28,14,671	1,00,70,36,678	60,42,22,007	47,24,94,157	1,07,67,16,164
	2007-08	69,21,83,542	46,14,55,695	1,15,36,39,237	69,21,83,542	53,64,19,814	1,22,86,03,356

¹ The difference in actual realisation of licence fees and target licence fees is due to the excess licence fee deposited for Foreign liquor shop of Bhilai-3 in Group 11 by Rs.1,57,695.

Bilaspur	2003-04	29,10,00,006	19,39,99,994	48,50,00,000	29,10,00,006	20,27,36,942	49,37,36,948
	2004-05	32,00,70,526	21,34,00,000	53,34,70,526	32,00,70,526	24,58,25,217	56,58,95,743
	2005-06	34,26,65,864	23,09,96,950	57,36,62,814	34,26,65,864	25,85,78,149	60,12,44,013
	2006-07	39,94,83,800	26,63,22,359	66,58,06,159	39,94,83,800	31,52,38,999	71,47,22,799
	2007-08	44,95,71,809	30,15,14,990	75,10,86,799	44,95,71,809	37,87,10,359	82,82,82,168
Jagdalpur	2003-04	2,42,98,679	1,61,89,051	4,04,87,748	2,42,98,679	1,85,07,027	4,28,05,706
	2004-05	2,62,94,905	1,75,29,935	4,38,24,840	2,62,94,905	1,95,81,041	4,58,75,946
	2005-06	2,78,47,957	1,85,65,288	4,64,13,245	2,78,47,957	2,11,80,162	4,90,28,119
	2006-07	3,08,72,196	2,05,81,464	5,14,53,660	3,08,72,196	2,82,22,461	5,90,94,657
	2007-08	3,34,31,966	2,22,87,977	5,57,19,943	3,34,31,966	3,49,36,420	6,83,68,386

Appendix 1.2
(Referred to in paragraph 3.2.8)





Appendix 1.3
(Referred to in paragraph 3.2.8)

Year 2008-09

(Rupees in crore)

Districts	Raipur		Durg		Bilaspur		Jagdalpur		Total	
	Licence fee	Excise duty	Licence fee	Excise duty	Licence fee	Excise duty	Licence fee	Excise duty	Licence fee	Excise duty
1	2	3	4	5	6	7	8	9	10	11
Targets fixed by the Department	105.37	70.25	78.91	52.61	52.02	34.68	4.08	2.72	240.38	160.26
Projected target (using expected realisation from line graph)	144	96	84	56	57	38	4.95	3.3	289.95	193.30
Difference	38.63	25.75	5.09	3.39	4.98	3.32	0.87	0.58	49.57	33.04²

² Difference of Excise Duty of Rs. 33.04 crore would be 40 percent of difference in excise revenue which implies difference in licence fee would be Rs. 49.57 crore i.e. 60 percent of excise revenue.