



**GOVERNMENT
OF
ARUNACHAL PRADESH**

**FINANCE ACCOUNTS
2007-2008**

INTRODUCTORY

1. The accounts of Government are kept in the following three parts:-

Part I - Consolidated Fund

Part II - Contingency Fund

Part III - Public Account

In Part I, namely Consolidated Fund, there are two main divisions, viz.:-

(1) **Revenue** - consisting of sections for 'Receipt Heads (Revenue Account)', 'Expenditure Heads (Revenue Account)';

(2) **Capital, Public Debt, Loans, etc.** - consisting of sections for 'Receipt Heads (Capital Account)', 'Expenditure Heads (Capital Account)' and 'Public Debt, Loans and Advances', etc.

The Revenue division deals with the proceeds of taxation and other receipts classed as revenue and the expenditure met therefrom, the net result of which represents the revenue surplus or deficit for the year.

In the Capital division, the section 'Receipt Heads (Capital Account)' deals with receipts of Capital nature which cannot be applied as a set off to capital expenditure.

The section 'Expenditure Heads (Capital Account)' deals with expenditure met usually from borrowed funds with the object of increasing concrete assets of a material and permanent character. It also includes receipts of a capital nature intended to be applied as a set off against expenditure.

The section 'Public Debt, Loans and Advances, etc.', comprises loans raised and their repayments by Government such as 'Internal Debt' and 'Loans and Advances' made (and their recoveries) by Government. This section also includes certain special types of heads for transaction relating to Appropriation to the 'Contingency Fund' and 'Inter-State Settlement'.

In Part II, namely Contingency Fund, of the accounts, the transactions connected with the Contingency Fund established under Article 267 of the Constitution of India are recorded.

In Part III, namely Public Account, of the accounts, the transactions relating to 'Debt' (other than those included in Part I)', 'Deposits', 'Advances', 'Remittances', and 'Suspense' are recorded. The transactions under 'Debt', 'Deposits', and 'Advances' in this part are those in respect of which Government incurs a liability to repay the moneys received or has a claim to recover the amounts paid, together with the repayments of the

former ('Debt' and 'Deposits') and the recoveries of the latter ('Advances'). The transactions relating to 'Remittances' and 'Suspense' in this part embrace all merely adjusting heads under which appear such transactions as remittances of cash between treasuries and currency chests transfers between different accounting circles, etc. The initial debits or credits to these heads will be cleared eventually by corresponding receipts or payments either within the same circle of account or in another account circle.

2. Sections and Heads of Accounts

Within each of the sections in Part I mentioned above, the transactions are grouped into sectors such as 'Tax-Revenue', 'Non-Tax Revenue' and 'Grants-in-aid and contributions' for the receipt heads (revenue account), and 'General Services', 'Social Services' 'Economic Services' and 'Grants-in-aid and contributions' for expenditure heads. Specific functions or services (such as Education, Sports, Art and Culture, Health and Family Welfare, Water Supply, Sanitation, Housing and Urban Development, etc. in respect of Social Services) are grouped in sectors for expenditure heads. In Part III (Public Account) also the transactions are grouped into sectors, such as 'Small Savings', 'Provident Funds', 'Reserve Funds', etc. The sectors are sub-divided into major heads of account. In some cases, the sectors are, in addition, sub-divided into sub-sectors before their divisions into major heads of account.

The major heads are divided into minor heads, with a number of subordinate heads, generally known as sub-heads. The sub-heads are further divided into detailed heads. Under each of these heads, the expenditure is shown distributed between charged and voted. Sometimes major heads are also divided into sub-major heads before their further division into minor heads. Apart from the sectoral and sub-sectoral classification the Major Heads, Sub-Major Heads, Minor Heads, Sub-Heads, Detailed Heads and Object Heads together constitute six-tier arrangement of the classification structure of the Government Accounts. The major, minor and sub-heads prescribed for the classification of expenditure in the general accounts are not necessarily identical with the Grants, sub-heads and other units of allotments which are adopted by the Governments for Demands for Grants presented to the Parliament or Legislatures but in general a certain degree of correlation is maintained between the Demand for Grants and the Finance Accounts.

The major heads of accounts, falling within the sectors for expenditure heads, generally correspond to functions of Government, while the minor heads, subordinate to them, identify the programmes undertaken to achieve the objective of the function represented by the major head. The sub-head represents the scheme, the detailed head, the sub-scheme and object head of the object level of classification.

3. Coding Pattern

Major Heads

From 1st April 1987 a four digit Code has been allotted to the major heads, the first digit indicating whether the major head is a Receipt head or Revenue Expenditure head or Capital Expenditure head or a Loan head.

The first digit of code for Revenue Receipt heads is either '0' or '1'. Adding 2 to the first digit of the code of the Revenue Receipt head will give the number allotted to corresponding Revenue Expenditure head; adding another 2, the Capital Expenditure head; and another 2, the Loan head of Account. For example, for Crop Husbandry code 0401 represents the Receipts head, 2401, the revenue expenditure head, 4401, Capital Outlay head and 6401, Loan head.

Such a pattern is, however, not relevant for those departments which are not operating Capital/Loan heads of accounts e.g. Department of Supply. In a few cases, where receipt and expenditure are not heavy, certain functions have been combined under a single major head, the functions themselves forming sub-major heads under that Major head.

Sub-Major Heads

A two digit code has been allotted, the code starting from 01 under each major head. Where no sub-major head exists it is allotted a Code '00'. The nomenclature 'General' has been allotted Code '80' so that even after further sub-major heads are introduced the Code for 'General' will continue to remain the last one.

Minor Heads

These have been allotted a three digit code, the codes starting from '001' under each sub-major head/major head (where there is no sub-major head). Codes from '001' to '100' and few codes '750' to '900' have been reserved for certain standard minor heads. The coding pattern for minor heads has been designed in such a way that in respect of certain minor heads having a common nomenclature under many major/sub-major heads, the same three digit code is adopted as far as possible.

Under this scheme of codification, the receipt major heads (revenue account) are assigned the block numbers from 0020 to 1606, expenditure major heads (revenue account) from 2011 to 3606, expenditure major heads (capital account) from 4046 to 5475, 'major heads' under 'Public Debt' from 6001 to 6004 and those under 'Loans and Advances', Inter-State Settlement and 'Transfer to Contingency Fund' from 6075 to 7999. The code number 4000 has been assigned for Capital receipt major head. The only major head 'Contingency Fund' in Part II 'Contingency Fund' has been assigned the code

number 8000. The major heads in the Public Account are assigned the code numbers from 8001 to 8999.

4. The transactions included in these accounts represent mainly the actual cash receipts and disbursements during the financial year April to March as distinguished from the amounts due to or from Government during the same period. The cash basis system is, however, not entirely suitable for recording the transactions and presenting the true state of affairs of Government commercial undertakings run on commercial principles. The detailed accounts of this class of undertakings are, therefore, maintained outside the regular accounts in proper commercial form and are subject to test check by the Indian Audit and Accounts Department.

5. The figures of actuals shown in these accounts are net, after taking into account the recoveries, although the Demands for Grants presented to the Legislature and the Appropriation Accounts are for gross expenditure and exclude credits and recoveries, which are otherwise taken as reduction of expenditure.

**STATEMENT
SUMMARY OF**

Receipts	Actuals	
	(In lakhs of rupees)	
	2006-2007	2007-2008
		Part-I
		I-
Receipt Heads(Revenue Account)		
A. Tax Revenue		
(a) Taxes on Income and Expenditure		
0020 Corporation Tax	1,08,34.00	1,38,96.02
0021 Taxes on Income other than Corporation Tax	65,79.00	93,27.00
0028 Other Taxes On Income and Expenditure	(-)1.98(*)	(-).96(*)
Total-(a) Taxes on income and Expenditure	1,74,11.02	2,32,22.06
(b) Taxes on Property, Capital and other Transactions		
0029 Land Revenue	2,09.73	2,12.29
0030 Stamps and Registration Fees	55.00	86.13
0032 Taxes on Wealth	14.00	15.00
Total-(b) Taxes on Property, Capital and other Transactions	2,78.73	3,13.42
(c) Taxes on Commodities and Services		
0037 Customs	67,70.00	82,76.00
0038 Union Excise Duties	71,89.00	79,01.00
0039 State Excise	10,97.69	11,60.32
0040 Taxes on Sales,Trades etc.	61,63.82	77,06.24
0041 Taxes on Vehicles	2,93.08	6,42.03
0043 Taxes and Duties on Electricity	0.01	0.01
0044 Service Tax	33,32.00	43,75.00
0045 Other Taxes and Duties on commodities and Services	2.52	(-)0.03(*)

(*) Minus Figures is due to recovery of excess release of State's share of net proceeds on the recommendation of the Twelfth Finance Commission

NO. 1

TRANSACTIONS

		<u>Actuals</u>	
		(In lakhs of rupees)	
		2006-2007	2007-2008
Consolidated Fund			
Revenue			
Expenditure Heads (Revenue Account)			
A. GENERAL SERVICES			
(a) Organs of State			
2011	Parliament/State/Union Territory Legislatures	7,06.63	8,45.21
2012	President, Vice-President/Governor/Administrator of Union Territories	1,43.33	1,67.22
2013	Council of Ministers	4,16.20	6,39.51
2014	Administration of Justice	1,23.58	1,24.25
2015	Elections	4,82.44	9,24.00
Total-(a) Organs of State		18,72.18	27,00.19
(b) Fiscal Services			
(ii) Collection of Taxes on Property and Capital Transactions			
2029	Land Revenue	1,58.01	2,00.89
2030	Stamps and Registration	36.03	52.42
Total-(ii) Collection of Taxes on Property and Capital Transactions		1,94.04	2,53.31
(iii) Collection of Taxes on Commodities and Services			
2039	State Excise	2,69.38	3,33.51
2045	Other Taxes and Duties on Commodities and Services	11.12	5.78
Total-(iii) Collection of Taxes on Commodities and Services		2,80.50	3,39.29
(iv) Other Fiscal Services			
2047	Other Fiscal Services	31.89	33.75
Total-(iv) Other Fiscal Services		31.89	33.75

		STATEMENT	
Receipts		Actuals	
		(In lakhs of rupees)	
		2006-2007	2007-2008
		Part-I	
		I-	
Receipt Heads (Revenue Account)- Contd.			
A. Tax Revenue-Concl.			
(c) Taxes on Commodities and Services -Concl.			
Total-(c) Taxes on Commodities and Services		2,48,48.12	3,00,60.57
Total -A. Tax Revenue		4,25,37.87	5,35,96.05
B. Non-Tax Revenue			
(b) Interest Receipts, Dividends and Profits			
0049	Interest Receipts	13,53.64	29,10.37
0050	Dividends and Profits	...	0.01
Total-(b) Interest Receipts, Dividends and Profits		13,53.64	29,10.38
(c) Other Non-Tax Revenue			
(i) General Services			
0051	Public Service commission	9.77	2.82
0055	Police	2,03.55	1,22.49
0056	Jails	0.02	0.33
0058	Stationery and Printing	0.84	0.25
0059	Public Works	2,22.90	1,58.50
0070	Other Administrative Services	3,41.60	4,18.51
0071	Contributions and Recoveries towards Pension and Other Retirement Benefits	33.44	43.10
0075	Miscellaneous General Services	66,75.28	45,55.71
Total-(i) General Services		74,87.40	53,01.71

NO. 1-Contd.

	Disbursements	Actuals	
		(In lakhs of rupees)	
		2006-2007	2007-2008
Consolidated Fund- Contd.			
Revenue- Contd.			
Expenditure Heads (Revenue Account)-Contd.			
A. GENERAL SERVICES-Contd.			
(b) Fiscal Services -Concl.			
	Total-(b) Fiscal Services	5,06.43	6,26.35
(c) Interest payment and servicing of Debt			
2048	Appropriation for reduction or avoidance of Debt	12,76.00	12,40.00
2049	Interest Payment	1,87,76.41	1,54,94.31
	Total-(c) Interest payment and servicing of Debt	2,00,52.41	1,67,34.31
(d) Administrative Services			
2051	Public Service Commission	1,45.01	1,78.65
2052	Secretariat-General Services	28,81.30	32,38.60
2053	District Administration	49,22.20	59,55.10
2054	Treasury and Accounts Administration	5,27.45	6,61.39
2055	Police	1,09,54.80	1,23,12.69
2056	Jails	1,10.50	1,03.50
2058	Stationery and Printing	1,73.59	2,18.56
2059	Public Works	54,04.20	72,90.86
2070	Other Administrative Services	4,77.20	9,87.52
	Total-(d) Administrative Services	2,55,96.25	3,09,46.87
(e) Pensions and Miscellaneous General Services			
2071	Pensions and Other Retirement benefits	78,82.32	1,08,75.85
2075	Miscellaneous General Services	50.60	1,22.75

STATEMENT

Receipts	<u>Actuals</u>	
	(In lakhs of rupees)	
	2006-2007	2007-2008
		Part-I
		I-
Receipt Heads (Revenue Account)- Contd.		
B. Non-Tax Revenue-Contd.		
(c) Other Non-Tax Revenue -Contd.		
(ii) Social Services		
0202 Education, Sports, Art and Culture	3,94.56	1,17.72
0210 Medical and Public Health	19.84	36.59
0211 Family Welfare	0.06	0.17
0215 Water Supply and Sanitation	2,08.88	2,84.08
0216 Housing	4.26	4.39
0217 Urban Development	2,35.89	2,80.33
0220 Information and Publicity	0.07	0.63
0230 Labour and Employment	0.40	0.52
0235 Social Security and Welfare	11.46	5.54
Total-(ii) Social Services	8,75.42	7,29.97
(iii) Economic Services		
0401 Crop Husbandry	1,47.98	1,50.32
0403 Animal Husbandry	32.05	31.94
0404 Dairy Development	2.80	3.03
0405 Fisheries	6.39	7.53
0406 Forestry and Wild Life	9,03.16	8,57.09
0408 Food Storage and Warehousing	30.92	24,13.70
0425 Co-operation	11.82	40.03

NO. 1-Contd.

Disbursements		Actuals	
		(In lakhs of rupees)	
		2006-2007	2007-2008
Consolidated Fund- Contd.			
Revenue- Contd.			
Expenditure Heads (Revenue Account)-Contd.			
A. GENERAL SERVICES -Concltd.			
(e) Pensions and Miscellaneous General Services -Concltd.			
Total-(e) Pensions and Miscellaneous General Services		79,32.92	1,09,98.60
Total -A. GENERAL SERVICES		5,59,60.19	6,20,06.32
B. SOCIAL SERVICES			
(a) Education, Sports, Art and Culture			
2202	General Education	2,31,93.84	2,76,08.60
2203	Technical Education	...	1,96.86
2204	Sports and Youth Services	9,26.44	7,16.23
2205	Art and Culture	7,09.12	11,99.21
Total-(a) Education, Sports, Art and Culture		2,48,29.40	2,97,20.90
(b) Health and Family Welfare			
2210	Medical and Public Health	87,43.49	96,54.05
2211	Family Welfare	5,19.57	6,77.33
Total-(b) Health and Family Welfare		92,63.06	1,03,31.38
(c) Water Supply, Sanitation, Housing and Urban Development			
2215	Water Supply and Sanitation	1,50,46.72	1,96,56.71
2216	Housing	12,03.63	16,56.69
2217	Urban Development	3,48.20	2,07.84
Total-(c) Water Supply, Sanitation, Housing and Urban Development		1,65,98.55	2,15,21.24

		STATEMENT	
Receipts		Actuals (In lakhs of rupees)	
		2006-2007	2007-2008
		Part-I	
		I-	
Receipt Heads (Revenue Account)- Contd.			
B. Non-Tax Revenue-Contd.			
(c) Other Non-Tax Revenue -Contd.			
(iii) Economic Services-Concl.			
0435	Other Agricultural Programmes	9.91	17.40
0506	Land Reforms	1.27	0.98
0515	Other Rural Development Programmes	1.27	0.42
0575	Other Special Areas Programmes	3.66	0.05
0702	Minor Irrigation	1.50	0.63
0801	Power	1,19,04.68	4,58,05.99
0810	Non Conventional Sources of Energy	...	(a)
0851	Village and Small Industries	84.86	38.57
0853	Non-ferrous Mining and Metallurgical industries	47,67.55	45,81.52
1053	Civil Aviation	...	0.21
1055	Road Transport	10,15.53	10,45.23
1056	Inland Water Transport	...	#
1275	Other Communication Services	9,16.15	16,73.30
1425	Other Scientific Research	97.34	6.16
1452	Tourism	18.47	25.52
1456	Civil Supplies	24.63	28.76
1475	Other General Economic Services	19.17	21.57
Total-(iii) Economic Services		2,00,01.11	5,67,49.95

(a) Rs 50/- Only

Rs 90/- Only

NO. 1- Contd.

Disbursements		Actuals (In lakhs of rupees)	
		2006-2007	2007-2008
Consolidated Fund- Contd.			
Revenue- Contd.			
Expenditure Heads (Revenue Account)-Contd.			
B. SOCIAL SERVICES -Concl.			
(d) Information and Broadcasting			
2220	Information and Publicity	4,40.78	5,33.86
	Total-(d) Information and Broadcasting	4,40.78	5,33.86
(f) Labour and Labour Welfare			
2230	Labour and Employment	3,03.08	5,18.48
	Total-(f) Labour and Labour Welfare	3,03.08	5,18.48
(g) Social Welfare and Nutrition			
2235	Social Security and Welfare	36,73.95	33,74.18
2236	Nutrition	6,93.58	13,18.38
2245	Relief on Account of Natural Calamities	72,78.36	29,54.60
	Total-(g) Social Welfare and Nutrition	1,16,45.89	76,47.16
(h) Others			
2250	Other Social Services	...	4.68
2251	Secretariat-Social Services	2,78.39	3,79.99
	Total-(h) Others	2,78.39	3,84.67
	Total -B. SOCIAL SERVICES	6,33,59.15	7,06,57.69
C. ECONOMIC SERVICES			
(a) Agriculture and Allied Activities			
2401	Crop Husbandry	66,86.87	79,90.41
2402	Soil and Water Conservation	17,80.18	22,62.10

STATEMENT

Receipts	<u>Actuals</u> (In lakhs of rupees)	
	2006-2007	2007-2008
		Part-I
		I-
Receipt Heads (Revenue Account)- Concl.		
B. Non-Tax Revenue-Concl.		
(c) Other Non-Tax Revenue -Concl.		
Total-(c) Other Non-Tax Revenue	2,83,63.93	6,27,81.63
Total -B. Non-Tax Revenue	2,97,17.57	6,56,92.01
C. Grants -in- aid and Contributions		
1601 Grants-in-aid from Central government	18,69,62.22	18,10,13.01
Total -C. Grants -in- aid and Contributions	18,69,62.22	18,10,13.01
Total -Receipt Heads (Revenue Account)	25,92,17.66	30,03,01.07
Revenue Surplus	6,94,94.27	7,43,46.34

NO. 1-Contd.

		Actuals	
		(In lakhs of rupees)	
Disbursements		2006-2007	2007-2008
Consolidated Fund- Contd.			
Revenue- Contd.			
Expenditure Heads (Revenue Account)-Contd.			
C. ECONOMIC SERVICES-Contd.			
(a) Agriculture and Allied Activities -Concl.			
2403	Animal Husbandry	24,41.96	26,69.10
2404	Dairy Development	55.79	71.81
2405	Fisheries	4,58.89	6,37.53
2406	Forestry and Wild Life	69,88.96	72,37.39
2408	Food Storage and Warehousing	35,07.14	56,92.47
2415	Agricultural Research and Education	1,27.10	2,52.04
2425	Co-operation	4,75.05	4,12.17
2435	Other Agricultural Programmes	82.14	79.70
Total-(a) Agriculture and Allied Activities		2,26,04.08	2,73,04.72
(b) Rural Development			
2501	Special Programmes for Rural Development	10,29.89	11,55.56
2505	Rural Employment	6,45.12	9,84.12
2506	Land Reforms	1,41.61	1,53.00
2515	Other Rural Development Programmes	14,76.84	16,70.33
Total-(b) Rural Development		32,93.46	39,63.01
(c) Special Areas Programmes			
2551	Hill Areas	2.93	3.35
2552	North Eastern Areas	4,83.27	5,99.76
2575	Other Special Areas Programmes	39,59.00	62,09.77

STATEMENT**Receipts****Actuals**
(In lakhs of rupees)

2006-2007**2007-2008****Part-I****I-****Receipt Heads (Revenue Account)**

NO. 1-Contd.

	Disbursements	<u>Actuals</u> (In lakhs of rupees)	
		2006-2007	2007-2008
Consolidated Fund- Contd.			
Revenue- Contd.			
Expenditure Heads (Revenue Account)-Contd.			
C. ECONOMIC SERVICES-Contd.			
(c) Special Areas Programmes -Concltd.			
	Total-(c) Special Areas Programmes	44,45.20	68,12.88
<hr/>			
(d) Irrigation and Flood Control			
2701	Major and Medium Irrigation	56.10	47.81
2702	Minor Irrigation	56,31.08	73,81.60
2705	Command Area Development	4,51.53	6,67.87
2711	Flood Control and Drainage	15,34.65	6,98.36
	Total-(d) Irrigation and Flood Control	76,73.36	87,95.64
<hr/>			
(e) Energy			
2801	Power	1,18,38.77	1,31,76.85
2810	Non-Conventional Sources of Energy	1,86.00	4,23.68
	Total-(e) Energy	1,20,24.77	1,36,00.53
<hr/>			
(f) Industries and Minerals			
2851	Village and Small Industries	16,40.61	20,91.15
2852	Industries	2.50	30.52
2853	Non-ferrous Mining and Metallurgical Industries	1,40.15	1,45.99
2875	Other Industries	9.84	19.49
	Total-(f) Industries and Minerals	17,93.10	22,87.15
<hr/>			
(g) Transport			
3053	Civil Aviation	1,13.69	1,14.90

STATEMENT**Receipts****Actuals**
(In lakhs of rupees)

2006-2007**2007-2008****Part-I****I-****Receipt Heads (Revenue Account)**

NO. 1-Contd.

Disbursements		Actuals	
		(In lakhs of rupees)	
		2006-2007	2007-2008
Consolidated Fund- Contd.			
Revenue- Contd.			
Expenditure Heads (Revenue Account)-Concl.			
C. ECONOMIC SERVICES -Concl.			
(g) Transport -Concl.			
3054	Roads and Bridges	42,50.17	95,98.77
3055	Road Transport	38,31.57	41,32.32
Total-(g) Transport		81,95.43	1,38,45.99
(h) Communications			
3275	Other Communications Services	22,10.04	24,27.15
Total-(h) Communications		22,10.04	24,27.15
(i) Science Technology and Environment			
3425	Other Scientific Research	1,34.86	10,61.28
3435	Ecology and Environment	14.78	12.34
Total-(i) Science Technology and Environment		1,49.64	10,73.62
(b) Inter- Governmental Adjusting Account -Concl.			
3451	Secretariate-Economic Services	64,07.46	1,06,58.00
3452	Tourism	3,65.67	5,40.05
3454	Census Surveys and Statistics	4,54.55	5,14.31
3456	Civil Supplies	5,89.39	12,35.90
3475	Other General Economic Services	1,97.90	2,31.77
Total-(j) General Economic Services		80,14.97	1,31,80.03
Total -C. ECONOMIC SERVICES		7,04,04.05	9,32,90.72
Total -Expenditure Heads (Revenue Account)		18,97,23.39	22,59,54.73

STATEMENT

Receipts	<u>Actuals</u> (In lakhs of rupees)	
	2006-2007	2007-2008
Part-I		
E. Public Debt		
6003 Internal Debt of the State Government	2,99,74.30	2,85,00.67
6004 Loans and Advances from the Central Government	16,66.97	6,05.00
Total -E. Public Debt	3,16,41.27	2,91,05.67
F. Loans and Advances		
Recoveries of Loans and Advances	2,33.51	2,93.69
Total -F. Loans and Advances	2,33.51	2,93.69
Total - Part I-Cosolidated Fund	29,10,92.44	32,97,00.43
Part-II		
Contingency Fund		
8000 Contingency Fund
Total - Contingency Fund

NO. 1-Contd.

	Disbursements	<u>Actuals</u> (In lakhs of rupees)	
		2006-2007	2007-2008
Consolidated Fund-Concltd.			
	Total - Expenditure Heads (Capital Account)(A)	5,85,60.07	7,53,20.55
E.	Public Debt		
6003	Internal Debt of the State Government	2,53,79.74	54,97.34
6004	Loans and Advances from the Central Government	44,68.63	22,15.73
	Total -E. Public Debt	2,98,48.37	77,13.07
F.	Loans and Advances		
	Loans and Advances	4,77.49	2,97.16
	Total -F. Loans and Advances	4,77.49	2,97.16
	Total - Part I-Cosolidated Fund	27,86,09.32	30,92,85.51
Contingency Fund			
	Ccontingency Fund		
8000	Contingency Fund
	Total - Contingency Fund

(A) Please see footnote (a) at page 51 of Statement No. 7

STATEMENT

Receipts	<u>Actuals</u> (In lakhs of rupees)	
	2006-2007	2007-2008 Part-III
I. Small Savings, Provident Funds, etc.(D)		
(b) State Provident Funds	1,27,12.53	1,16,19.92
(c) Other Accounts	5,64.27	6,00.79
Total -I. Small Savings, Provident Funds, etc.	1,32,76.80	1,22,20.71
J. Reserve Funds		
(b) Reserve Funds not bearing Interest	10,00.00	10,00.00
Total -J. Reserve Funds	10,00.00	10,00.00
K. Deposits and Advances		
(b) Deposits not bearing Interest	1,65,58.83	1,89,83.17
(c) Advances	64,73.33	60,44.47
Total -K. Deposits and Advances	2,30,32.16	2,50,27.64
L. Suspense and Miscellaneous		
(b) Suspense	(-)2,36,81.38(*)	4,42,89.79
(c) Other Accounts	68,98,36.27	1,11,57,17.20
Total -L. Suspense and Miscellaneous	66,61,54.89	1,16,00,06.99
M. Remittances (E)		
(a) Money Orders, and other Remittances	13,47,91.77	15,98,37.78
(b) Inter- Governmental Adjusting Account
Total -M. Remittances	13,47,91.77	15,98,37.78

(E) A more detailed particulars given in Statement No. 16.

NO. 1-Contd.

	Disbursements	<u>Actuals</u> (In lakhs of rupees)	
		2006-2007	2007-2008
Public Account			
I.	Small Savings, Provident Funds, etc		
(b)	State Provident Funds	67,41.92	77,54.87
(c)	Other Accounts	2,40.47	1,95.57
	Total -I. Small Savings, Provident Funds, etc.	69,82.39	79,50.44
J.	Reserve Fund		
(b)	Reserve Funds not bearing Interest	10,00.00	99,70.10
	Total -J. Reserve Fund	10,00.00	99,70.10
K.	Deposits and Advances		
(b)	Deposits not bearing Interest	2,12,38.76	89,48.37
(c)	Advances	68,03.14	60,11.44
	Total -K. Deposits and Advances	2,80,41.90	1,49,59.81
L.	Suspense and Miscellaneous		
(b)	Suspense	(-),146,76.00	2,52,48.95
(c)	Other Accounts	69,37,33.15	1,19,64,12.23
	Total -L. Suspense and Miscellaneous	67,90,57.15	1,22,16,61.18
M.	Remittances		
(a)	Money Orders, and other Remittances	13,52,59.41	15,98,54.55
(b)	Inter- Governmental Adjusting Account	(-),0.71	1.65
	Total -M. Remittances	13,52,58.70	15,98,56.20

(* Please see foot note (*) at page 165 of Statement No. 16.

STATEMENT

Receipts	<u>Actuals</u> (In lakhs of rupees)	
	2006-2007	2007-2008
		Part-III
Total Public Account	83,82,55.62	1,35,80,93.12
Total - Receipts Part I,II and III	<u>1,12,93,48.06</u>	<u>1,68,77,93.55</u>
N. Cash Balance		
Opening Cash Balance	(-)11,77,40	(-)7,78.80
GRAND TOTAL	<u>1,12,81,70.66</u>	<u>1,68,70,14.75</u>

NO.1 -Concl.

	Disbursements	<u>Actuals</u> (In lakhs of rupees)	
		2006-2007	2007-2008
Public Account-Concl.			
	Total - Public Account	85,03,40.14	1,41,43,97.73
	Total - Disbursement Part I,II and III	1,12,89,49.46	1,72,36,83.24
N. Cash Balance			
	Closing Cash Balance	(-7,78.80)	(-3,66,68.49)
	GRAND TOTAL	1,12,81,70.66	1,68,70,14.75

STATEMENT NO. 2
CAPITAL OUTLAY OUTSIDE THE REVENUE ACCOUNT

(i) Progressive Capital Outlay to end of 2007-2008

Serial No.	Major Head of account	Expenditure upto 2006-2007	Expenditure during 2007-2008	Total
(In lakhs of rupees)				
A. Capital Account of General Services				
1.	4047 Capital Outlay on other Fiscal Services	3.16	2,21.00	2,24.16
2.	4055 Capital Outlay on Police	56,35.99	3,93.99	60,29.98
3.	4058 Capital Outlay on Stationery and Printing	4,33.45	5.29	4,38.74
4.	4059 Capital Outlay on Public Works	2,26,36.48	16,90.45	2,43,26.93
5.	4070 Capital Outlay on other Administrative Services	8,68.55	...	8,68.55
6.	4075 Capital Outlay on Miscellaneous General Services	9.54	...	9.54
Total A. Capital Account Of General Services		2,95,87.17	23,10.73	3,18,97.90
B. Capital Account Of Social Services				
(a) Capital Account of Education, Sports, Art and Culture				
7.	4202 Capital Outlay on Education, Sports, Art and Culture	3,22,87.15	35,21.74	3,58,08.89
Total - (a) Capital Account of Education, Sports, Art and Culture		3,22,87.15	35,21.74	3,58,08.89
(b) Capital Account of Health and Family Welfare				
8.	4210 Capital Outlay on Medical and Public Health	1,21,32.25	13,79.43	1,35,11.68
9.	4211 Capital Outlay on Family Welfare	26.93	...	26.93
Total - (b) Capital Account of Health and Family Welfare		1,21,59.18	13,79.43	1,35,38.61

STATEMENT NO. 2- Contd.

(i) Progressive Capital Outlay to end of 2007-2008 - Contd.

Serial No.	Major Head of account	Expenditure upto 2006-2007	Expenditure during 2007-2008	Total
(In lakhs of rupees)				
B. Capital Account of Social Services -Concl'd.				
	(c) Capital Account of Water Supply, Sanitation, Housing and Urban Development			
10.	4215 Capital Outlay on Water Supply and Sanitation	1,68,13.04	18,49.52	1,86,62.56
11.	4216 Capital Outlay on Housing	2,36,81.22	12,17.50	2,48,98.72
12.	4217 Capital Outlay on Urban Development	87,76.28	52,09.33	1,39,85.61
	Total - (c) Capital Account of Water Supply, Sanitation, Housing and Urban Development	4,92,70.54	82,76.35	5,75,46.89
	(d) Capital Account of Information and Broadcasting			
13.	4220 Capital Outlay on Information and Publicity	2,04.12	4.73	2,08.85
	Total - (d) Capital A/C of Information and Broadcasting	2,04.12	4.73	2,08.85
	(g) Capital A/C of Social Welfare and Nutrition			
14.	4235 Capital Outlay on Social Security and Welfare	42,64.27	16,09.13	58,73.40
	Total - (g) Capital Account of Social Welfare and Nutrition	42,64.27	16,09.13	58,73.40
	(h) Capital A/C of Other Social Services			
15.	4250 Capital Outlay on other Social Services	11,19.90	47.03	11,66.93
	Total - (h) Capital A/C of Other Social Services	11,19.90	47.03	11,66.93
	Total B. Capital Account Of Social Services	9,93,05.16	1,48,38.41	11,41,43.57

STATEMENT NO. 2- Contd.

(i) Progressive Capital Outlay to end of 2007-2008 - Contd.

Serial No.	Major Head of account	Expenditure upto 2006-2007	Expenditure during 2007-2008	Total
(In lakhs of rupees)				
C. Capital Account of Economic Services				
(a) Capital Account of Agriculture and Allied Activities				
16.	4401 Capital Outlay on Crop Husbandry	35,90.55	3,80.73	39,71.28
17.	4402 Capital Outlay on Social and Water Conversation	17,30.24	3,81.96	21,12.20
18.	4403 Capital Outlay on Animal Husbandry	22,08.55	1,68.23	23,76.78
19.	4404 Capital Outlay on Dairy Development	70.40	5.00	75.40
20.	4405 Capital Outlay on Fisheries	3,56.59	21.90	3,78.49
21.	4406 Capital Outlay on Forestry and Wild Life	17,09.04	...	17,09.04
22.	4408 Capital Outlay on Food Storage and Warehousing	1,02.57	58.60	1,61.17
23.	4415 Capital Outlay on Agricultural Research and Education	5,36.77	13.76	5,50.53
24.	4416 Investments in Agricultural Financial Institution	46.62	5,58.04	6,04.66
25.	4425 Capital Outlay on Co-operation	24,53.63	1,81,84.90	2,06,38.53
26.	4435 Capital Outlay on other Agricultural Programmes	8.80	...	8.80
	Total - (a) Capital Account of Agriculture and Allied Activities	1,28,13.76	1,97,73.12	3,25,86.88
(b) Capital Account of Rural Development				
27.	4515 Capital Outlay on other Rural Devalopment Programmes	21,56.24	1,10.11	22,66.35
	Total - (b) Capital Account of Rural Development	21,56.24	1,10.11	22,66.35

STATEMENT NO. 2- Contd.

(i) Progressive Capital Outlay to end of 2007-2008 - Contd.

Serial No.	Major Head of account	Expenditure upto 2006-2007	Expenditure during 2007-2008	Total
(In lakhs of rupees)				
C. Capital Account of Economic Services- Contd.				
(c) Capital Account of Special Areas Programmes.				
28.	4552 Capital Outlay on North Eastern Areas	3,03,13.91	25,42.41	3,28,56.32
29.	4575 Capital Outlay on other Special Areas Programmes	62,79.42	21,25.89	84,05.31
	Total - (c) Capital Account of Special Areas Programme	3,65,93.33	46,68.30	4,12,61.63
(d) Capital Account of Irrigation and Flood Control				
30.	4701 Capital Outlay on Medium Irrigation	1,82.49	...	1,82.49
31.	4702 Capital Outlay on Minor Irrigation	27,87.28	2,69.95	30,57.23
32.	4711 Capital Outlay on Flood control Projects	75,53.58	7,12.85	82,66.43
	Total - (d) Capital Account of Irrigation and Flood Control	1,05,23.35	9,82.80	1,15,06.15
(e) Capital Account of Energy				
33.	4801 Capital Outlay on Power Projects	16,33,12.58	1,27,89.38	17,61,01.96
34.	4810 Capital Outlay on Non-Conventional Sources of Energy	8.24	...	8.24
	Total - (e) Capital Account of Energy	16,33,20.82	1,27,89.38	17,61,10.20
(f) Capital Account of Industry and Minerals				
35.	4851 Capital Outlay on Village and Small Industries	11,24.28	...	11,24.28
36.	4852 Capital Outlay on Iron and Steel Industries	9.33	...	9.33
37.	4853 Capital Outlay on Non-ferrous Mining and Metallurgical Industries	5,52.76	18.70	5,71.46

STATEMENT NO. 2- Contd.

(i) Progressive Capital Outlay to end of 2007-2008 - Contd.

Serial No.	Major Head of account	Expenditure upto 2006-2007	Expenditure during 2007-2008	Total
(In lakhs of rupees)				
C. Capital Account of Economic Services- Concl.				
(f) Capital Account of Industry and Minerals- Concl.				
38.	4875 Capital Outlay on Other Industries	2,89.50	5.81	2,95.31
39.	4885 Other Capital Outlay on Industries and Minerals	3,29.34	...	3,29.34
	Total - (f) Capital Account of Industry and Minerals	23,05.21	24.51	23,29.72
(g) Capital Account of Transport				
40.	5053 Capital Outlay on Civil Aviation	42,98.84	5,30.70	48,29.54
41.	5054 Capital Outlay on Roads and Bridges	17,60,45.44	1,69,79.07	19,30,24.51
42.	5055 Capital Outlay on Road Transport	58,95.61	3,66.86	62,62.47
	Total - (g) Capital Account of Transport	18,62,39.89	1,78,76.63	20,41,16.52
(i) Capital Account of Science Technology and Environment				
43.	5425 Capital Outlay on other Scientific and Enviromental Research	39.56	...	39.56
	Total - (i) Capital Account of Science Technology and Environment	39.56	...	39.56
(j) Capital Account of General Economic Services				
44.	5452 Capital Outlay on Tourism	56,85.91	19,07.35	75,93.26
45.	5475 Capital Outlay on other General Economic Services	9,62.70	39.21	10,01.91
	Total - (j) Capital Account of General Economic Services	66,48.61	19,46.56	85,95.17
	Total C. Capital Account of Economic Services	42,06,40.77	5,81,71.41	47,88,12.18

STATEMENT NO.2-Concl.

(i) Progressive Capital Outlay to end of 2007-2008 - -Concl.

Serial Major Head of account	Expenditure upto	Expenditure during	Total
No.	2007-2008	2007-2008	
	(In lakhs of rupees)		
Grand Total -	54,95,33.10	7,53,20.55	62,48,53.65

EXPLANATORY NOTES

In 2007-2008 Rs.1,85,82,21 lakhs was invested in Co-operative Societies. The total investments of Government in the share Capital of different concerns at the end of 2005-2006,2006-2007and 2007-2008 was Rs.22,77.18, 31,76.43 and 2,17,58.64 lakhs repectively.No Dividend were received during 2005-2006 and 2006-2007. Dividend of Rs. 0.01 lakh was received in 2007-2008. Further details are given in Statement No 14 and Appendix I."

STATEMENT NO. 3

(i) FINANCIAL RESULTS OF IRRIGATION WORKS

AND

(ii) FINANCIAL RESULTS OF ELECTRICITY SCHMES.

The State Government has not declared any Irrigation Project/Electricity Schemes as Commercial / Productive.

STATEMENT NO. 4

DEBT POSITION

(i) Statement of Borrowings					
Nature of Debt	Amount on 1st April 2007	Receipts during the year	Repayment during the year	Amount on 31st March 2008	Net Increase(+) or Decrease(-)
(In lakhs of rupees)					
1 Public Account					
(a) Internal Debt of the State Government	12,77,83.68	2,85,00.67	54,97.34	15,07,87.01	(+) 2,30,03.33
(b) Loans and Advances from the Central Government	4,64,60.25	6,05.00	22,15.73*	4,48,49.52	(-) 16,10.73
Total - Public Debt	17,42,43.93	2,91,05.67	77,13.07	19,56,36.53	(+) 2,13,92.60
2 Small Savings Provident Funds ,etc.	5,27,32.51	1,22,20.71	79,50.44	5,70,02.78	(+) 42,70.27
Grand Total	22,69,76.44	4,13,26.38	1,56,63.51	25,26,39.31	(+) 2,56,62.87

No law under Article 293 of the Constitution has been passed by the State Legislature laying down the limits within which Government may borrow on the security of the Consolidated Fund of the State.

EXPLANATORY NOTES

1. Market loans bearing interest : These are long term loans (which have a currency of more than 12 months) raised in the open market to finance various projects, etc. During the year open market loans of Rs. 50.00 crores, Rs. 20.00 crores , Rs. 1,05.84 crores and Rs 8.85 crores bearing interest of 8.42%, 8.48%, 8% and 8.46% respectively were raised. The loans are redeemable during the year 2017 and 2018 respectively.

Arrangement for amortisation : The arrangement have been made by the Government for amortisation of open market loans commencing from the year 1999-2000. The operation of the scheme has come into force with effect from the financial year 1999-2000.

(a) Sinking Fund : The balance in the Fund at the commencement and at the end of 2007-2008 are given below:

	Balance on 1st April 2007	Addition during the year	Interest on Investment	Withdrawl during the year	Balance on 31st March 2008
(In lakhs or rupees)					
Sinking Fund	34,90.00	10,00.00	44,90.00

* Please see foot note at page 167 of Statement No. 17.

STATEMENT NO. 4 Contd.**EXPLANATORY NOTES - Concl'd.**

The balance at credit, Rs. 44,90.00 lakhs were invested in Government of India Securities. No balance amount were merged in cash balance of the state.

(b) Particulars of outstanding loans from the Life Insurance Corporation of India, loans from the National Bank for Agricultural and Rural Development, loans from the National Co-operative Development and Loans from Other Institutions are given in Statement No. 17.

(c) **Ways and Means Advances from the Reserve Bank of India.** This Comprises borrowings of a purely temporary character repayable within twelve months, such as ways and means advances or temporary overdrafts from the Reserve Bank of India. please see explanatory Notes in Statement No. 7.

2. **Loans from the Government of India** - During 2007 - 2008 the State Government, received loans amounting to Rs. 6,05.00 lakhs of which Rs. 36.00 lakhs , Rs. 5,30.00 lakhs and Rs. 39.00 lakhs were on account of State Plan Schemes, Centrally Sponsored Plan Schemes and Special Plan Schemes respectively. Details of the loans taken by the State Government from the Government of India are given in Statement No. 17.

3. **Small Savings, Provident Fund etc.** - These comprise mainly the Provident Fund balances of Government Servants. Details are given in Statement No. 17.

In addition, the balances at the credit of earmarked and other funds as also certain deposits, to the extent to which they have not been invested but are merged with the general cash balance of the Government, also constitute the liability of the Government. The amount of such liability at the end of March 2008 are shown below (further details are given in Statement No. 16)

(ii) Other Obligations

Nature of Obligations	Balance on 1st April 2007	Receipts during the year	Repayment during the year	Balance on 31st March 2008	Net Increase(+) or Decrease(-) during the year
(In lakhs or rupees)					
Interest bearing obligations
Miscellaneous Deposit.					
Non - interest bearing obligations such as deposit of local funds, civil deposits, other earmarked funds, etc.	1,01,51.03	1,99,83.17	1,89,18.47	1,12,15.73	10,64.70
Total	1,01,51.03	1,99,83.17	1,89,18.47	1,12,15.73	10,64.70

STATEMENT NO. 4 Concl.**(iii) Service of Debts****(A) Interest on Debt and Other Obligations :-**

The outstanding gross debt and other obligations and the total net amount of interest charges met from revenue during 2006 - 2007 and 2007 - 2008 are as shown below :-

	2006 - 2007	2007 - 2008	Net Increase(+) or Decrease(-) during the year
(In lakhs or rupees)			
Gross debt and other obligations outstanding at the end of year			
(i) Interest paid by Government -	23,71,27.47	27,28,25.13	(+ 3,56,97.66
(a) On public debt(including expenditure on Management), Small savings, Provident fund, etc and miscellaneous debts	1,85,71.80	1,53,05.04	(-) 32,66.76
(b) Other Obligations	2,04.61	1,89.27	(-)15.34
Total Interest paid	1,87,76.41	1,54,94.31	(-) 32,82.10
(ii) Deduct -			
(a) Interest received on loans and advances given by Government	54.25	99.53	(+ 45.28
(b) Interest realised on investment of cash balance	12,99.39	28,10.84	(+ 15,11.45
Total (a) and (b)	13,53.64	29,10.37	(+)15,56.73
(iii) Net amount of interest charges	1,74,22.77	1,25,83.94	(-) 48,38.83
Percentage of gross interest [item (i)] to total revenue receipts	7.24	5.16	(-) 2.08
Percentage of net interest [item (iii)] to total revenue receipts	6.72	4.19	(-) 2.53

The Government has received dividend of Rs. 0.01 lakh on Investments in Commercial undertaking etc. during the year.

(B) Appropriation for reduction or avoidance of debt :- During 2007-2008 amount of Rs. 10,00.00 lakhs transferred to sinking fund from Revenue for repayment of loans.

STATEMENT NO. 6

**GUARANTEES GIVEN BY THE GOVERNMENT OF AURANCHAL PRADESH IN RESPECT
OF LOANS, ETC., RAISED BY STATUTORY CORPORATIONS, GOVERNMENT
COMPANIES, LOCAL BODIES AND OTHER INSTITUTIONS**

Under Article 293 of the Constitution, the State Government is empowered to give guarantees, within such limits, if any, as may be so fixed by the State Legislature by Law on the security of the Consolidated Fund of the State.

According to the information furnished by the Government, guarantees given by the Government during the year and outstanding at the end of March'2008 were as under :-

Sl No	Name of the Public or other body on whose behalf the guarantee has been given	Maximum amount of guarantee for which Government have entered into agreements	Sums guraranteed outstanding as on 31st March, 2008		Remarks
			Principal	Interest	
(In lakhs of rupees)					
(A)	Government Companies	2,00.00	76.2	20.42	
(B)	Co-operative Bank and Societies	10,00.00	1.54	...	
	Total	12,00.00	77.74	20.42	

No Act has been passed by the State Legislature under article 293 of the Constitution laying down the limits within which Government may give guarantee on the security of the Consolidated Fund of the State.

STATEMENT NO. 6- Concl'd.

The particular of guarantees given by the Government and outstanding on 31 st March 2008 as mentioned above are given below:-

Sl No	Name of the Public or other body on whose behalf the guarantee has been given	Maximum amount of guarantee for which Government have entered into agreements	Sums guranteed outstanding as on 31st March, 2008 (In lakhs of rupees)		Remarks
			Principal	Interest	
(A) Government Companies					
(i)	Arunachal Pradesh Industrial Development and Financeial Corporation (APIDFCL)	2,00.00	76,20	20.42	
(ii)	Arunachal Pradesh Forest Corporation	
(iii)	Arunachal Pradesh Mineral Development and Trading Corporation	
	Total (A)	2,00.00	76,20	20.42	
(B) Co-operative Bank and Societies					
	Arunachal Pradesh State Co- operative Apex Bank Ltd. Naharlagun	10,00.00	1.54	...	
	Total (B)	10,00.00	1.54	...	

STATEMENT NO. 8
SUMMARY OF BALANCES UNDER CONSOLIDATED FUND, CONTINGENCY FUND AND PUBLIC ACCOUNT

The following is a summary of balances as on 31st March 2008

Debit Balances	Sector of the General Account	Name of Account	Credit Balances
1	2	3	4
(In thousand of rupees)			(In thousand of rupees)
	A to D,G,H and Part of L	CONSOLIDATED FUND	
21,68,69,95		Government Account	
	E.....	Public Debt	19,56,36,53
27,94,72	F.....	Loans and Advances	
		CONTINGENCY FUND -	4,85
		PUBLIC ACCOUNT -	
	I.....	Small Savings, Provident Funds. etc.	5,70,02,78
	J.....	RESERVE FUNDS -	
		(a) Reserve funds bearing Interest	
		(b) Reserve funds not bearing Interest	
		Gross Balance	47,02,70
44,90,00		Investments	
	K.....	DEPOSITS AND ADVANCES	
		(a) Deposits bearing Interest	
		(b) Deposits not bearing Interest	1,10,03,03
14,98,73		(c) Advances	
	L.....	SUSPENSE AND MISCELLANEOUS	
		Gross Balance	
8,45,96,00		Investments	
		Other Items (Net)	1,57,73,02
1,05,42,00	M.....	REMITTANCES -	...
(-) 3,66,68,49	N.....	CASH BALANCE (Closing)	...
28,41,22,91		Total	28,41,22,91

STATEMENT NO. 8 - Concl'd.**EXPLANATORY NOTES**

- (1) The significance of the head "Government Account" is explained in note 3 below. The other headings in the summary take into account the balances under all account heads in the government books where Government has a liability to repay moneys received or has a claim to recover the amount paid and also heads of account open in the books for adjustment of remittance transactions. It must be understood that these balances cannot be regarded as a complete record of the financial position of the Government as these do not take into account all the physical assets of the State, such as lands, buildings, communications, etc., nor any accrued dues or outstanding liabilities which are not brought to account under the cash basis of accounting followed by Government.
- (2) A summary of receipts, disbursements and balances under heads of account relating to debt, Contingency Fund and Public Account is given in Statement No. 16.
- (3) Government Account :- Under the system of book keeping followed in Government Accounts, the amount booked under revenue, capital and other transactions of Government, the balances which are not carried forward from year to year in the accounts are closed to a single head called "Government Account". The balance under this head represents the cumulative result of all such transactions so that after adding thereto the balances under Public Debt, Loans and Advances, Small Savings, Provident Fund etc. Reserve Funds, Deposits and Advances, Suspense and Miscellaneous (other than miscellaneous Government Account), Remittances and Contingency Fund, the closing cash balance at the end of the year may be worked out and proved.

The Government Account for 2007 - 2008 given below will show how the net amount at the end of the year has been arrived at :-

Debit	Details	Credit
(In thousand of rupees)		(In thousand of rupees)
21,58,95,74	A- Amount at the Debit of the Government Account as on 1st April 2007	
	B-Receipt Heads (Revenue Account)	30,03,01,07
22,59,54,73	C-Expenditure Heads (Revenue Account)	
7,53,20,55	D-Expenditure Heads (Capital Account)	
	E-Receipt on Capital Account	
	F-Inter State Settlements	
	G-Transfer to Contingency Fund	
	H-Miscellaneous Government Accounts	
	I-Amount at the Debit of the Government account as on 31st March 2008	21,68,69,95
51,71,71,02	Total	51,71,71,02

STATEMENT No. 9
STATEMENT OF REVENUE AND EXPENDITURE FOR THE YEAR 2007-2008
EXPRESSED AS A PERCENTAGE OF TOTAL REVENUE / TOTAL EXPENDITURE

Heads	Amount in lakhs of Rs.	Percentage of total Revenue	Percentage of total Expenditure
1	2	3	4
REVENUE			
A. Tax Revenue			
(a) Taxes on income and Expenditure			
Corporation Tax	1,38,96.02	4.63	6.15
Taxes on Income other than Corporation Tax	93,27.00	3.10	4.13
Other Taxes On Income and Expenditure	(-)0.96
(b) Taxes on Property, Capital and other Transactions			
Land Revenue	2,12.29	0.07	0.09
Stamps and Registration Fees	86.13	0.03	0.04
Taxes on Wealth	15.00	0.01	0.01
(c) Taxes on Commodities and Services			
Customs	82,76.00	2.76	3.66
Union Excise Duties	79,01.00	2.63	3.50
State Excise	11,60.32	0.39	0.51
Taxes on Sales, Trades etc.	77,06.24	2.56	3.41
Taxes on Vehicles	6,42.03	0.21	0.28
Taxes and Duties on Electricity	0.01
Service Tax	43,75.00	1.45	1.94
Other Taxes and Duties on commodities and Services	(-) 0.03
Total (c) Taxes on Commodities and Services	3,00,60.57	10.01	13.30
Total A. Tax Revenue	5,35,96.05	17.84	23.72
B. Non-Tax Revenue			
(b) Interest Receipts, Dividends and Profits			
	29,10.38	0.97	1.29
(c) Other Non-Tax Revenue			
(i) General Services	53,01.71	1.77	2.35
(ii) Social Services	7,29.97	0.24	0.32
(iii) Economic Services	5,67,49.95	18.90	25.12
Total B. Non-Tax Revenue	6,56,92.01	21.88	29.08
C. Grants-In-Aid And Contributions	18,10,13.01	60.28	80.11
TOTAL REVENUE :-	30,03,01.07	1,00.00	1,32.91

STATEMENT No. 9 - Contd.

Heads	Amount in lakhs of Rs.	Percentage of total Revenue	Percentage of total Expenditure
1	2	3	4
EXPENDITURE			
A. General Services			
(a) Organs of State	27,00.19	0.90	1.20
(b) Fiscal Services			
(ii) Collection of Taxes on Property and Capital Transactions			
Land Revenue	2,00.89	0.07	0.09
Stamps and Registration	52.42	0.02	0.02
(iii) Collection of Taxes on Commodities and Services			
State Excise	3,33.51	0.11	0.15
Other Taxes and Duties on Commodities and Services	5.78
(iv) Other Fiscal Services	33.75	0.01	0.01
Total (b) Fiscal Services	6,26.35	0.21	0.27
(c) Interest payment and servicing of Debt	1,67,34.31	5.57	7.41
(d) Administrative Services	3,09,46.87	10.31	13.70
(e) Pensions and Miscellaneous General Services	1,09,98.60	3.66	4.87
Total A. General Services	6,20,06.32	20.65	27.45
B. Social Services			
(a) Education, Sports, Art and Culture	2,97,20.90	9.90	13.15
(b) Health and Family Welfare	1,03,31.38	3.44	4.57
(c) Water Supply, Sanitation, Housing and Urban Development	2,15,21.24	7.17	9.52
(d) Information and Broadcasting	5,33.86	0.18	0.24
(f) Labour and Labour Welfare	5,18.48	0.17	0.23
(g) Social Welfare and Nutrition	76,47.16	2.55	3.38
(h) Others	3,84.67	0.13	0.17
Total B. Social Services	7,06,57.69	23.53	31.27
C. Economic Services			
(a) Agriculture and Allied Activities	2,73,04.72	9.09	12.08
(b) Rural Development	39,63.01	1.32	1.76
(c) Special Areas Programmes	68,12.88	2.27	3.02
(d) Irrigation and Flood Control	87,95.63	2.93	3.89

(e) Energy

1,36,00.54

4.53

6.02

STATEMENT No. 9 - Concl'd.

Heads	Amount in lakhs of Rs.	Percentage of total Revenue	Percentage of total Expenditure
1	2	3	4
EXPENDITURE - Concl'd.			
C. Economic Services - Concl'd.			
(f) Industries and Minerals	22,87.15	0.76	1.01
(g) Transport	1,38,45.99	4.61	6.13
(h) Communications	24,27.15	0.81	1.07
(i) Science Technology and Environment	10,73.62	0.36	0.47
(j) General Economic Services	1,31,80.03	4.39	5.83
Total C. Economic Services	9,32,90.72	31.07	41.28
Grand Total - EXPENDITURE ON REVENUE ACCOUNTS	22,59,54.73	75.25	1,00.00

STATEMENT NO. 11
DETAILED ACCOUNT OF REVENUE RECEIPTS BY MINOR HEADS

Heads	Actuals for 2007-2008 (In thousands of rupees)
RECEIPT HEADS(REVENUE ACCOUNT)	
A. TAX REVENUE (*)	
(a) Taxes on income and Expenditure	
0020 Corporation Tax	
800 Other Reicepts	2
901 Share of net proceeds assigned to States	1,38,96,00
Total 0020	<u>1,38,96,02</u>
0021 Taxes on Income other than Corporation Tax	
901 Share of net proceeds assigned to States	93,27,00
Total 0021	<u>93,27,00</u>
0028 Other Taxes on Income and Expenditure	
107 Taxes on Professions Traders, Callings and Employment	4
901 Share of net proceeds assigned to States	(-)1,00@
Total 0028	<u>(-) 96</u>
Total - (a) Taxes on Income and Expenditure	<u>2,32,22,06</u>
(b) Taxes on Property, Capital and other Transactions	
0029 Land Revenue	
101 Land Revenue/Tax	1,13
800 Other Receipts	2,11,16
Total 0029	<u>2,12,29</u>
0030 Stamps and Registration Fees	
02 Stamps-Non-Judicial	
102 Sale of Stamps	1
800 Other Receipts	86,12
Total 02	<u>86,13</u>
Total 0030	<u>86,13</u>
0032 Taxes on Wealth	
60 Other than Agricultural Land	
901 Share of net proceeds assigned to States	15,00
Total 60	<u>15,00</u>
Total 0032	<u>15,00</u>
Total - (b) Taxes on Property, Capital and other Transactions	<u>3,13,42</u>
(c) Taxes on Commodities and Services	
0037 Customs	
901 Share of net proceeds assigned to States	82,76,00
Total 0037	<u>82,76,00</u>
0038 Union Excise Duties	
01 Shareable Duties	
901 Share of net proceeds assigned to States	79,01,00
Total 01	<u>79,01,00</u>

(*) "Under this sector the figures shown are net after taking into account refunds"

@ Minus figure is due to recovery of excess release of State's share of net proceeds on the recommendation of the Twelfth Finance Commission.

STATEMENT NO. 11 - Contd.

Heads	Actuals for 2007-2008 (In thousands of rupees)
RECEIPT HEADS(REVENUE ACCOUNT)-Contd.	
A. TAX REVENUE- Concl.	
(c) Taxes on Commodities and Services- Concl.	
0038 Union Excise Duties- Concl.	
Total 0038	79,01,00
0039 State Excise	
800 Other Receipts	11,60,32
Total 0039	11,60,32
0040 Taxes on Sales, Trades etc.	
800 Other Receipts	77,06,24
Total 0040	77,06,24
0041 Taxes on Vehicles	
800 Other Receipts	6,42,03
Total 0041	6,42,03
0043 Taxes and Duties on Electricity	
800 Other Receipts	1
Total 0043	1
0044 Service Tax	
901 Share of net proceeds assigned to States	43,75,00
Total 0044	43,75,00
0045 Other Taxes and Duties on commodities and Services	
800 Other Receipts	1,97
901 Share of net proceeds assigned to States	(-)2,00 @
Total 0045	(-) 3
Total - (c) Taxes on Commodities and Services	3,00,60,57
Total - A.TAX REVENUE	5,35,96,05
B. NON-TAX REVENUE	
(b) Interest Receipts, Dividends and Profits	
0049 Interest Receipts	
04 Interest Receipts of State/Union Territory Governments	
110 Interest realised on investment of Cash balances	28,10,84
195 Interest from Co-operative Societies	29,71
800 Other Receipts	69,82
Total 04	29,10,37
Total 0049	29,10,37
0050 Dividends and Profits	
200 Dividends from other investments	1
Total 0050	1
Total - (b) Interest Receipts, Dividends and Profits	29,10,38
(c) Other Non-Tax Revenue	
(i) General Services	
0051 Public Service commission	

@ Minus figure is due to recovery of excess release of State's share of net proceeds on the recommendation of the Twelfth Finance Commission.

STATEMENT NO. 11 - Contd.

Heads	Actuals for 2007-2008 (In thousands of rupees)
RECEIPT HEADS(REVENUE ACCOUNT)-Contd.	
B. NON-TAX REVENUE- Contd.	
(c) Other Non-Tax Revenue- Contd.	
(i) General Services- Contd.	
0051 Public Service commission- Concltd.	
105 State PSC Examination Fees	1
800 Other Receipts	2,81
Total 0051	2,82
0055 Police	
800 Other Receipts	1,22,49
Total 0055	1,22,49
0056 Jails	
800 Other Receipts	33
Total 0056	33
0058 Stationery and Printing	
101 Stationery receipts	16
800 Other receipts	9
Total 0058	25
0059 Public Works	
01 Office Buildings	
011 Rents	80,43
102 Hire Charges of Machinery and Equipment	34,98
103 Recovery of percentage charges	23,82
800 Other Receipts	16,81
Total 01	1,56,04
60 Other Buildings	
800 Other Receipts	59
Total 60	59
80 General	
800 Other Receipts	1,87
Total 80	1,87
Total 0059	1,58,50
0070 Other Administrative Services	
01 Administration of Justice	
800 Other Receipts	5,13
Total 01	5,13
60 Other Services	
800 Other Receipts	4,13,38
Total 60	4,13,38
Total 0070	4,18,51
0071 Contributions and Recoveries towards Pension and Other Retirement Benefits	
01 Civil	

101 Subscriptions and Contributions

11,83

STATEMENT NO. 11 - Contd.

Heads	Actuals for 2007-2008 (In thousands of rupees)
RECEIPT HEADS(REVENUE ACCOUNT)-Contd.	
B. NON-TAX REVENUE- Contd.	
(c) Other Non-Tax Revenue- Contd.	
(i) General Services- Concl.	
0071 Contributions and Recoveries towards Pension and Other Retirement Benefits- Concl.	
01 Civil- Concl.	
800 Other Receipts	31,27
Total 01	<u>43,10</u>
Total 0071	<u>43,10</u>
0075 Miscellaneous General Services	
103 State Lotteries	14,03,51
800 Other Receipts	31,52,20 (a)
Total 0075	<u>45,55,71</u>
Total - (i) General Services	<u>53,01,71</u>
(ii) Social Services	
0202 Education, Sports, Art and Culture	
01 General Education	
101 Elementary Education	20
600 General	5,99
Total 01	<u>6,19</u>
02 Technical Education	
800 Other receipts	1,02,76
Total 02	<u>1,02,76</u>
04 Art and Culture	
800 Other Receipts	8,77
Total 04	<u>8,77</u>
Total 0202	<u>1,17,72</u>
0210 Medical and Public Health	
01 Urban Health Services	
800 Other Receipts	6,13
Total 01	<u>6,13</u>
03 Medical Education, Training and Research	
101 Ayurveda	6
Total 03	<u>6</u>
04 Public Health	
800 Other Receipts	30,19
Total 04	<u>30,19</u>
80 General	
800 Other Receipts	21
Total 80	<u>21</u>
Total 0210	<u>36,59</u>
0211 Family Welfare	
800 Other Receipts	17

(a) Includes a Debt and interest relief of Rs. 20,20,61 thousands given by the Department of Expenditure, Ministry of Finance, Government of India on repayment of Consolidated loan.

STATEMENT NO. 11 - Contd.

Heads	Actuals for 2007-2008 (In thousands of rupees)
RECEIPT HEADS(REVENUE ACCOUNT)-Contd.	
B. NON-TAX REVENUE- Contd.	
(c) Other Non-Tax Revenue- Contd.	
(ii) Social Services- Contd.	
0211 Family Welfare- Concl'd.	
Total 0211	<u>17</u>
0215 Water Supply and Sanitation	
01 Water Supply	
102 Receipts from Rural water supply schemes	7,36
103 Receipts from Urban water supply schemes	1,76,00
800 Other Receipts	1,00,72
Total 01	<u>2,84,08</u>
Total 0215	<u>2,84,08</u>
0216 Housing	
01 Government Residential Buildings	
106 General Pool accommodation	3,01
Total 01	<u>3,01</u>
80 General	
800 Other Receipts	1,38
Total 80	<u>1,38</u>
Total 0216	<u>4,39</u>
0217 Urban Development	
60 Other Urban Development Schemes	
800 Other Receipts	2,80,33
Total 60	<u>2,80,33</u>
Total 0217	<u>2,80,33</u>
0220 Information and Publicity	
01 Films	
800 Other Receipts	10
Total 01	<u>10</u>
60 Others	
800 Other Receipts	53
Total 60	<u>53</u>
Total 0220	<u>63</u>
0230 Labour and Employment	
101 Receipts under Labour laws	28
800 Other Receipts	24
Total 0230	<u>52</u>
0235 Social Security and Welfare	
60 Other Social Security and Welfare Programmes	
800 Other Receipts	5,54
Total 60	<u>5,54</u>

Total 0235

5,54

STATEMENT NO. 11 - Contd.

Heads	Actuals for 2007-2008 (In thousands of rupees)
RECEIPT HEADS(REVENUE ACCOUNT)-Contd.	
B. NON-TAX REVENUE- Contd.	
(c) Other Non-Tax Revenue- Contd.	
(ii) Social Services- Concl.	
Total - (ii) Social Services	<u>7,29,97</u>
(iii) Economic Services	
0401 Crop Husbandry	
103 Seeds	14,46
104 Receipts from Agricultural Farms	1,84
120 Sale, hire and services of agricultural implements and machinery including	1,23
800 Other Receipts	1,32,79
Total 0401	<u>1,50,32</u>
0403 Animal Husbandry	
102 Receipts from Cattle and Buffalo development	10,82
103 Receipts from Poultry development	14,49
104 Receipts from Sheep and Wool development	62
105 Receipts from Piggery development	3,83
106 Receipts from Fodder and Feed development	5
800 Other Receipts	2,13
Total 0403	<u>31,94</u>
0404 Dairy Development	
800 Other Receipts	3,03
Total 0404	<u>3,03</u>
0405 Fisheries	
800 Other Receipts	7,53
Total 0405	<u>7,53</u>
0406 Forestry and Wild Life	
01 Forestry	
101 Sale of timber and other forest produce	7,53,79
800 Other Receipts	1,03,30
Total 01	<u>8,57,09</u>
Total 0406	<u>8,57,09</u>
0408 Food Storage and Warehousing	
101 Food	51
800 Other Receipts	24,13,19
Total 0408	<u>24,13,70</u>
0425 Co-operation	
800 Other Receipts	40,03
Total 0425	<u>40,03</u>
0435 Other Agricultural Programmes	
800 Other Receipts	17,40
Total 0435	<u>17,40</u>

0506 Land Reforms

STATEMENT NO. 11 - Contd.

Heads	Actuals for 2007-2008 (In thousands of rupees)
RECEIPT HEADS(REVENUE ACCOUNT)-Contd.	
B. NON-TAX REVENUE- Contd.	
(c) Other Non-Tax Revenue- Contd.	
(iii) Economic Services- Contd.	
0506 Land Reforms- Concl.	
101 Receipts from regulations/consolidations of land holdings and tenancy	1
800 Other Receipts	97
Total 0506	<u>98</u>
0515 Other Rural Development Programmes	
800 Other Receipts	42
Total 0515	<u>42</u>
0575 Other Special Areas Programmes	
60 Others	
800 Other Receipt	5
Total 60	<u>5</u>
Total 0575	<u>5</u>
0702 Minor Irrigation	
01 Surface Water	
800 Other Receipts	47
Total 01	<u>47</u>
80 General	
800 Other Receipts	16
Total 80	<u>16</u>
Total 0702	<u>63</u>
0801 Power	
01 Hydel Generation	
800 Other Receipts	2,09,21,02
Total 01	<u>2,09,21,02</u>
05 Transmission	
800 Other Receipts	6,74
Total 05	<u>6,74</u>
80 General	
800 Other Receipts	2,48,78,23
Total 80	<u>2,48,78,23</u>
Total 0801	<u>4,58,05,99</u>
0810 Non-Conventional Sources of Energy	
800 Other Receipts	(a)
Total 0810	<u>(a)</u>
0851 Village and Small Industries	
101 Industrial Estates	4
800 Other Receipts	38,53
Total 0851	<u>38,57</u>

(*) Rs. 50/- only

STATEMENT NO. 11 - Contd.

Heads		Actuals for 2007-2008
RECEIPT HEADS(REVENUE ACCOUNT)-Contd.		(In thousands of rupees)
B.	NON-TAX REVENUE- Concl.	
(c)	Other Non-Tax Revenue- Concl.	
(iii)	Economic Services- Concl.	
0853	Non-ferrous Mining and Metallurgical industries	
800	Other Receipts	45,81,52
	Total 0853	45,81,52
1053	Civil Aviation	
800	Other Receipts	21
	Total 1053	21
1055	Road Transport	
800	Other Receipts	10,45,23
	Total 1055	10,45,23
1056	Inland water Transport	
800	Other Receipts	(a)
	Total 1056	(a)
1275	Other Communication Services	
800	Other Receipts	16,73,30
	Total 1275	16,73,30
1425	Other Scientific Research	
800	Other Receipts	6,16
	Total 1425	6,16
1452	Tourism	
800	Other Receipts	25,52
	Total 1452	25,52
1456	Civil Supplies	
800	Other Receipts	28,76
	Total 1456	28,76
1475	Other General Economic Services	
106	Fees for stamping weights and measure	21,57
	Total 1475	21,57
	Total - (iii) Economic Services	5,67,49,95
	Total - (c) Other Non-Tax Revenue	6,27,81,63
	Total - B.NON-TAX REVENUE	6,56,92,01
C.	GRANTS-IN-AID AND CONTRIBUTIONS	
1601	Grants-in-aid from Central government	
01	Non-plan Grants	
104	Grants under the proviso to Art.275(1) of the Constitution	2,93,07,00
109	Grants towards Contribution to Calamity Relief Fund	22,48,00
800	Other Grants	
	LAW, LEGISLATIVE AND JUSTICE	
	Reimbursement of G.I.'s Share of Election Expenditure for 1999-2000	6,75,46(*)
	Fast Track Courts	14,40

(a) Rs. 90 onlay

(*) Includes Rs. 4,99,37 thousands being the adjustment of previous years.

STATEMENT NO. 11 - Contd.

<u>Heads</u>	<u>Actuals for 2007-2008</u> (In thousands of rupees)
RECEIPT HEADS(REVENUE ACCOUNT)-Contd.	
C. GRANTS-IN-AID AND CONTRIBUTIONS- Contd.	
1601	Grants-in-aid from Central government- Contd.
01	Non-plan Grants- Concltd.
800	Other Grants- Contd.
<u>TEXTILE AND HANDICRAFTS</u>	
	Being the financial assistance received from UNDP India
	5,61
<u>HOME AFFAIRS</u>	
	Modernisation of Police Force
	5,85,58
	Reimbursement of Security Related Expenditure
	3,01,84
<u>EXPENDITURE</u>	
	Grants for Urban Local Bodies
	60,00
	Maintenance of forest to states
	20,00,00
	Maintenance of Roads and Bridges
	5,54,50
	Maintenance of Public Buildings to State Govts.
	21,52,50
	Heritage Conservation
	1,25,00
	Total 800 Other Grants
	64,74,89
	Total 01
	3,80,29,89
02	Grants for State/Union Territory Plan Schemes
101	Block Grants
	12,50,51,13
104	Grants under Proviso to Article 275 (1) of the Constitution
	4,96,81
800	Other Grants
<u>AGRICULTURE AND CO-OPERATION</u>	
	Pilot Project for Control of Shifting Cultivation
	1,75,00
	Additional Central Assistnce under Stream II
	30,00
<u>WOMEN AND CHILD DEVELOPMENT</u>	
	A Programme for Juvenile Justice
	3,44
<u>INDUSTRIES</u>	
	Subsidies to Industrial Units
	2,20,00
<u>PANCHAYATI RAJ</u>	
	Backward Regions Grant Fund(BRGF)
	7,60,00
	District Agriculture Plans(DAPs)
	1,60,00
	Total 800 Other Grants
	13,48,44
	Total 02
	12,68,96,38

STATEMENT NO. 11 - Contd.

Heads	Actuals for 2007-2008 (In thousands of rupees)
RECEIPT HEADS(REVENUE ACCOUNT)-Contd.	
C. GRANTS-IN-AID AND CONTRIBUTIONS- Contd.	
1601 Grants-in-aid from Central government- Contd.	
03 Grants for Central Plan Schemes	
800 Other Grants	
<u>AGRICULTURE AND CO-OPERATION</u>	
Agriculture Census	31,00
Agricultural Statistics	25,00
National Project on Organic Farming	25,25
Promotion and Strengthening of Agricultural Mechanisation Through Training, Testing & Demonstration.	12,55
Jute Development Programme	2,00
<u>ANIMAL HUSBANDRY & VETERINARY</u>	
Integrated Sample Survey on Estimation of Production of Major Livestock Products	4,35
<u>WOMEN AND CHILD DEVELOPMENT</u>	
Integrated Child Development Services (ICDS) Schemes	47,51
<u>HEALTH AND FAMILY WELFARE</u>	
National Iodine Deficiency Disorder Control Programme	6,50
<u>INDUSTRIES</u>	
Prime Minister Rozgar Yojana training of beneficiaries	12
Primary Training of Beneficiaries	6,63
Conduct of Census	6,27
PMRY- Central Sector Scheme-Training of Beneficiaries	1,50
<u>SPORTS AND YOUTH AFFAIRS</u>	
NSS-Sacntion to N.E. States for implementation of Regular Activities	11,59
<u>OTHER GRANTS</u>	
Estt. of Integrated Farming in coconut holding for productivity improvement	5,72
Construction of tourist lodge complex at Along	53,00
Destination development of Gaera Lake at Taraso	75,00
Central Government Grant for Augmentation of water supply to Seppa town	2,75,40
Grant for C/o Guest House for Nirjuli	38,65
Grant for Dev, of Parking Places and Protection wall at Naharlagun Township	78,00
Grant for Infrastructure Development at Basar.	2,03,70
Grant for C/o Burial cum crematory at Karsingsa under NE Schemes	71,89
Celebration of Festival of Arunachal 2006	25
Financial Assistance from GOI for c/o Indoor Stadium & improvement of sports complex at Along Town	1,30,84
Grant for construction of Cultural Hall at Yingkiong ,A.P.	97,33
Grant for devt. of Parking places at Pasighat, A.P.	88,31
Grant for construction of Shopping Complex at Namsai, A.P.	1,08,40
Grant for Devt. Infrastructure at Yingkiong Town A.P.	1,23,86
Grant for Crematory Cum-Burial Ground at Yingkiong, A.P.	26,60

Grant for construction of Shopping Complex at Tezu, A.P.

91,24

STATEMENT NO. 11 - Contd.

Heads	Actuals for 2007-2008 (In thousands of rupees)
RECEIPT HEADS(REVENUE ACCOUNT)-Contd.	
C. GRANTS-IN-AID AND CONTRIBUTIONS- Contd.	
1601	Grants-in-aid from Central government- Contd.
03	Grants for Central Plan Schemes- Contd.
800	Other Grants- Contd.
	Grant for construction of Guest House at Sagalee, A.P.
	66,73
	Grant for construction of Guest House at Yingkiong Town, A.P.
	75,03
	Grant for Strom Water drainage at Namsai,A.P.
	79,02
	Grant for Naharlagun storm water Drainage Scheme AP
	2,18,78
	Grant for c/o shopping complex-cum-resdl.Building for unemploy women at Naharlagun
	1,20,84
	Celebration of Siang River Festival 2006-07.
	2,00
	Celebration of Aran-Cum indigenous Tribal National Youth Festival 2006
	3,00
	Course fee for the 4th Qtr of 2006-07 against specific to state category trg programme.
	1,10
	Release of 1st Qtr course fee for the State category Trag under Plan Scheme 2007-08
	2,96
	Celebration of Brahmputra Darshan Festival in AP Nov 2005
	3,00
	100% ICAR share for implementing of collaborating Network Unit of FMD.
	73
	Grant for capacity Building activities towards implementation of BSUP& IHSDP under JNNURM
	4,38
	Grant for C/o Shopping Complex at Nirjuli
	1,25,31
	Setting up and maintenance of NEC information Cell, Itanagar
	5,00
	Release of 2nd Qtr. Trg course fee for the state category Trg. under Plan Scheme 2007- 08
	1,89
	Amount received from Govt. India in conncection with C/O Youth Hostel at Roing
	10,00
	Development of Tourist Lodge at Geku Siang Dist. in AP
	1,07,00
	Release of fund for Training Equipments Grants under financial year 2007-08
	7,79
	Grants-in-aid for assistance under SJSRY during 2007-08
	1,48,64
	Grant for C/o Land Protection Wall and parking place at Gohpur, AP.
	31,24
	C/o Tourist complex at Mayudia Lower Dibang valley Dist. in AP.
	3,37,78
	Development of Tourist Complex at Tuting in upper siang Dist. AP.
	2,86,80
	Development & Improvement of Geyakar Sinyi lake near Itanagar AF
	3,40,80
	Capacity of Building for service provider scheme amount sanctioned for Training programmes
	17,00
	Devt. of Mechuka Tourist destination in AP.
	3,53,24
	Devt. of Tourism Circuit in AP Itanagar- Ziro-jagoyi Basar
	6,07,90
	Celebration of Siang River Festival in AP.
	8,00
	Amount received from Govt. of India for improvement of Sports Complex at Chimpu
	2,73,00
	Release of III rd Qtr Trg, Course fee for the State Category Trg under Plan Scheme 2007-08.
	1,26
	Ist Instalment of Fund approved by SEWD 2007- 08.
	54,68
	Development of Tourist Destination Jairampur Changlang Dist. AP.
	3,49,35

Remittance Received from GOI under modernisation of police force scheme during
2007-08

3,94,00


STATEMENT NO. 11 - Contd.

Heads	Actuals for 2007-2008 (In thousands of rupees)
RECEIPT HEADS(REVENUE ACCOUNT)-Contd.	
C. GRANTS-IN-AID AND CONTRIBUTIONS- Contd.	
1601 Grants-in-aid from Central government- Contd.	
03 Grants for Central Plan Schemes- Concl'd.	
Celebration of Buddha Mohatsava Festival at Tawang	4,00
Grants-in-aid for Infrastructure Development of Higher Secondary School, Koloriang	91,32
<u>STATISTICS</u>	
State Sample Survey with NSS work in Arunachal Pradesh	42,00
<u>CONSUMER AFFAIRS</u>	
Consumer awareness in States/UTs	15,00
Amount received from GOI in connection with c/o indoor stadium & improvement of spors complex at Miao,AP	1,20,62
Grant for construction of Guest House at Doimukh AP.	78,00
Total 800 Other Grants	60,37,65
Total 03	60,37,65
04 Grants for Centrally Sponsored Plan Schemes	
800 Other grants	
<u>AGRICULTURE AND CO-OPERATION</u>	
Implementation of Fodder Development Programme	12,00
Macro Management of Agriculture	21,20,00
Professional Efficiency Development	10,00
Development of Inland Aquaculture and Fisheries	24,00
<u>ANIMAL HUSBANDRY & VETERINARY</u>	
National Project on Rinderpest Era Programme	5,00
Conduct of Quinquennial Livestock Census	25,00
Control of Animal Diseases	1,00,00
Support to State Extension Programmes	87,57
<u>WOMEN AND CHILD DEVELOPMENT</u>	
Integrated Child Development Services (ICDS) Schemes	11,84,28
Implementation of Swayamsidha(iwep)	9,35
<u>LABOUR AND EMPLOYMENT</u>	
New ITI at Yupia and Miao	28,88
<u>ENVIRONMENT AND FOREST</u>	
Eagle Nest Wildlife Sanctuary	13,00
Itanagar Sanctuary	17,88
Project Elephant	54,50
Development of Kamlang Sanctuary	13,34
National Park and Sanctuaries(Sessa Orchid Sanctuary)	9,62
Development of Parks & Sanctuaries - Mehao Sanctuary	12,40


STATEMENT NO. 11 -Concl'd.

Heads	Actuals for 2007-2008 (In thousands of rupees)
RECEIPT HEADS(REVENUE ACCOUNT)-Concl'd	
C. GRANTS-IN-AID AND CONTRIBUTIONS- Concl'd.	
1601 Grants-in-aid from Central government- Concl'd.	
04 Grants for Centrally Sponsored Plan Schemes- Concl'd.	
800 Other grants- Concl'd	
<u>ENVIRONMENT AND FOREST- Concl'd.</u>	
Assistance to States for Development of National Parks and Sanctuaries-Talle Valley Sanctuary	18,00
Pakke Tiger Reserve, Arunachal Pradesh	43,97
Debang Sanctuary, Arunachal Pradesh	16,00
<u>HEALTH AND FAMILY WELFARE</u>	
Family Welfare Programme	10,53,00
National Vector Borne Diseases Control Programme	5,54
Prevention and Control of Diseases	10,00
<u>TEXTILE AND HANDICRAFTS</u>	
Integrated Handloom Development Schemes	4,45,34
<u>RURAL DEVELOPMENT</u>	
Rajiv Gandhi Drinking Water Mission	6,00
<u>EDUCATION</u>	
Release of recurring grant for 6 DIETs of Arunachal Pradesh	1,04,69
National Programme of Nutritional Support to Primary Education	4,45,87
Strengthening of Teachers Training	1,04,69
<u>WATER RESOURCES</u>	
Command Area Development Programme	2,38,58
Rationalisation of Minor Irrigation	13,19
<u>OTHER GRANTS</u>	
Animal Husbandry	21
Being 100% ICAR Share for implementation of Network Unit of AICRP	72
Total 800 Other grants	62,32,62
Total 04	62,32,62
05 Grants for Special Plan Schemes	
101 Schemes of North Eastern Council	38,16,47
Total 05	38,16,47
Total 1601	(a)18,10,13,01
Total - C.GRANTS-IN-AID AND CONTRIBUTIONS	18,10,13,01
TOTAL - RECEIPT HEAD (REVENUE ACCOUNT):	30,03,01,07

(a) Includes Rs. 4,99,37 thousand being the adjustment of previous years.




u
r











7
21











W
E












7
21





















W
E






7
21











7
21











7
21











7
21











7
21











7
21











7
21











7
21












7
21












[REDACTED]



STATEMENT

DETAILED STATEMENT OF CAPITAL EXPENDITURE

(Figures in italic)

Nature of expenditure	Non Plan
	(In thousands of rupees)
A. CAPITAL ACCOUNT OF GENERAL SERVICES	
4047 Capital Outlay on other Fiscal Services	
800 Other Expenditure	...
Total 4047	...
4055 Capital Outlay on Police	
211 Police Housing	...
800 Other Expenditure	...
Total 4055	...
4058 Capital Outlay on Stationery and Printing	
103 Government Press	...
Total 4058	...
4059 Capital Outlay on Public Works	
80 General	
001 Direction and Administration	...
051 Construction	...
800 Other Expenditure	
1 Construction of Type II (100 Nos) Quarters at Ganga	...
2 Construction of Banquet Hall at Itanagar	...
3 C/o office building for D.C. Popumpare at Yupia.	...
4 C/o Dist. Jail , Itanagar.	...
5 C/o District Jail at Tezu	...
6 C/O Second AP Bhawan at New Delhi	...
7 Other Works each Costing Rs. 1 Crore & less	...
Total 800 Other Expenditure	...
Total 80	...
Total 4059	...
4070 Capital Outlay on other Administrative Services	
800 Other Expenditure	...
Total 4070	...
4075 Capital Outlay on Miscellaneous General Services	
Total 4075	...
Total A. CAPITAL ACCOUNT OF GENERAL SERVICES	...

NO. 13

DURING AND TO END OF THE YEAR 2007-2008

represent Central Sector Schemes)

Expenditure during 2007-2008

Plan	Centrally Sponsored Schemes / Central Sector Schemes	Total	Expenditure to end of 2007-2008
(In thousands of rupees)			
2,21,00	...	2,21,00	2,24,16
2,21,00	...	2,21,00	2,24,16
...	8,33,56
3,93,99	...	3,93,99	51,96,42
3,93,99	...	3,93,99	60,29,98
5,29	...	5,29	4,38,74
5,29	...	5,29	4,38,74
...	1,00
16,20,46	...	16,20,46	74,59,30
...	1,37,21
...	2,22,93
...	16,46
...	45,70
...	1,93,51
...	4,46,20
...	69,99	69,99	1,58,04,62
...	69,99	69,99	1,68,66,63
16,20,46	69,99	16,90,45	2,43,26,93
16,20,46	69,99	16,90,45	2,43,26,93
...	8,68,55
...	8,68,55
...	9,54
...	9,54
22,40,74	69,99	23,10,73	3,18,97,90

STATEMENT

NO. 13 - Contd.

(Figures in italic)

Nature of expenditure	Non Plan
-----------------------	----------

(In thousands of rupees)

B. CAPITAL ACCOUNT OF SOCIAL SERVICES

(a) Capital Account of Education, Sports, Art and Culture

4202 Capital Outlay on Education, Sports, Art and Culture

01	General Education	
201	Elementary Education	...
202	Secondary Education	...
203	University and Higher Education	...
204	Adult Education	...
600	General	...
800	Other Expenditure	...
	Total 01	...
02	Technical Education	
104	Polytechnics	...
800	Other expenditure	...
	Total 02	...
03	Sports and Youth Services	
800	Other Expenditure	9,00,00
	Total 03	9,00,00
04	Art and Culture	
105	Public Libraries	...
106	Museums	...
800	Other Expenditure	...
	Total 04	...
	Total 4202	9,00,00
	Total (a) Capital Account of Education, Sports, Art and Culture	9,00,00
(b)	Capital Account of Health and Family Welfare	
4210	Capital Outlay on Medical and Public Health	
01	Urban Health Services	
103	Central Govt. Health Scheme	...
800	Other Expenditure	...
	Total 01	...

STATEMENT

represent Central Sector Schemes)

Expenditure during 2007-2008			
Plan	Centrally Sponsored Schemes / Central Sector Schemes	Total	Expenditure to end of 2007-2008
(In thousands of rupees)			
1,21,81	...	1,21,81	25,19,56
5,31,12	...	5,31,12	36,15,52
2,88,77	...	2,88,77	6,72,45
...	1,80
9,00	...	9,00	9,00
7,43,34	...	7,43,34	2,19,91,46
16,94,04	...	16,94,04	2,88,09,79
18,95	...	18,95	20,39,51
...	56,94
18,95	...	18,95	20,96,45
2,81,54	4,82,93	16,64,47	37,29,99
2,81,54	4,82,93	16,64,47	37,29,99
1,00	...	1,00	71,67
...	22,34
1,43,28	...	1,43,28	10,78,65
1,44,28	...	1,44,28	11,72,66
21,38,81	4,82,93	35,21,74	3,58,08,89
21,38,81	4,82,93	35,21,74	3,58,08,89
...	1,48,74
...	5,00
...	1,53,74

NO. 13 - Contd.

(Figures in italic)

Nature of expenditure	Non Plan
(In thousands of rupees)	
B. CAPITAL ACCOUNT OF SOCIAL SERVICES - Contd.	
(b) (Capital Account of Health and Family Welfare) - Concl'd.	
4210 Capital Outlay on Medical and Public Health- Concl'd.	
80 General	
800 Other Expenditure	23,45
Total 80	<u>23,45</u>
Total 4210	<u>23,45</u>
4211 Capital Outlay on Family Welfare	
103 Maternity and Child Health	...
Total 4211	<u>...</u>
Total (b) Capital Account of Health and Family Welfare	<u>23,45</u>
(c) Capital Account of Water Supply, Sanitation, Housing and Urban Development	
4215 Capital Outlay on Water Supply and Sanitation	
01 Water Supply	
101 Urban Water Supply	...
102 Rural Water Supply	...
800 Other Expenditure	
1 Other works each costing Rs. 1 crore & less	...
2 Improvement of W/S at Daporijo Township	...
3 Improvement of W/S at Bomdila Township	...
Total 800	<u>...</u>
Total 01	<u>...</u>
02 Sewerage and Sanitation	
106 Sewerage Services	...
Total 02	<u>...</u>
Total 4215	<u>...</u>
4216 Capital Outlay on Housing	
01 Government Residential Buildings	
106 General Pool Accommodation	...
700 Other Housing	...
Total 01	<u>...</u>
80 General	...
800 Other expenditure	...

represent Central Sector Schemes)

Expenditure during 2007-2008			
Plan	Centrally Sponsored Schemes / Central Sector Schemes	Total	Expenditure to end of 2007-2008
(In thousands of rupees)			
12,88,80	67,18	13,79,43	1,33,57,94
12,88,80	67,18	13,79,43	1,33,57,94
12,88,80	67,18	13,79,43	1,35,11,68
...	26,93
...	26,93
12,88,80	67,18	13,79,43	1,35,38,61
8,00,00	...	8,00,00	47,79,48
...	1,88,72
10,49,52	...	10,49,52	1,28,79,64
...	1,47,00
...	6,31,94
10,49,52	...	10,49,52	1,36,58,58
18,49,52	...	18,49,52	1,86,26,78
...	35,78
...	35,78
18,49,52	...	18,49,52	1,86,62,56
12,17,50	...	12,17,50	2,39,06,13
...	4,72,59
12,17,50	...	12,17,50	2,43,78,72
...	5,20,00

STATEMENT

NO. 13 - Contd.

(Figures in italic)

Nature of expenditure	Non Plan
-----------------------	----------

(In thousands of rupees)

B. CAPITAL ACCOUNT OF SOCIAL SERVICES - Contd.

(c) (Capital Account of Water Supply, Sanitation, Housing and Urban Development) - Concl'd.

4216	Capital Outlay on Housing- Concl'd.	
80	General- Concl'd.	
	Total 80	...
	Total 4216	...
4217	Capital Outlay on Urban Development	
01	State Capital Development	
001	Direction and Administration	...
052	Machinery and Equipment	...
800	Other expenditure	...
	Total 01	...
60	Other Urban Development Schemes	
001	Direction and Administration	...
051	Construction	...
800	Other Expenditure	...
	Total 60	...
	Total 4217	...
	Total (c) Capital Account of Water Supply, Sanitation, Housing and Urban Development	...
(d)	Capital Account of Information and Broadcasting	
4220	Capital Outlay on Information and Publicity	
60	Others	
101	Buildings	...
800	Other Expenditure	...
	Total 60	...
	Total 4220	...
	Total (d) Capital Account of Information and Broadcasting	...
(g)	Capital Account of Social Welfare and Nutrition	
4235	Capital Outlay on Social Security and Welfare	
01	Rehabilitation	
800	Other Expenditure	...
	Total 01	...

represent Central Sector Schemes)

Expenditure during 2007-2008			
Plan	Centrally Sponsored Schemes / Central Sector Schemes	Total	Expenditure to end of 2007-2008
(In thousands of rupees)			
...	5,20,00
12,17,50	...	12,17,50	2,48,98,72
...	2,41,37
...	22,37
...	6,80,18
...	9,43,92
3,59,39	...	3,59,39	13,34,75
...	54,58
3,91,20	44,58,73	48,49,93	1,16,52,35
7,50,60	44,58,73	52,09,33	1,30,41,68
7,50,60	44,58,73	52,09,33	1,39,85,61
38,17,62	44,58,73	82,76,35	5,75,46,89
...	1,42,14
4,73	...	4,73	66,71
4,73	...	4,73	2,08,85
4,73	...	4,73	2,08,85
4,73	...	4,73	2,08,85
...	43,89
...	43,89

STATEMENT

NO. 13 - Contd.

(Figures in italic)

Nature of expenditure	Non Plan
-----------------------	----------

(In thousands of rupees)

B. CAPITAL ACCOUNT OF SOCIAL SERVICES - Concl'd.

(g) (Capital Account of Social Welfare and Nutrition) - Concl'd.

4235 Capital Outlay on Social Security and Welfare- Concl'd.

02 Social Welfare

800 Other Expenditure

...

Total 02

...

60 Other Social Security and Welfare Programmes

800 Other expenditure

...

Total 60

...

Total 4235

...

Total (g) Capital Account of Social Welfare and Nutrition

...

(h) Capital Account of Other Social Services

4250 Capital Outlay on other Social Services

201 Labour

...

800 Other Expenditure

...

Total 4250

...

Total (h) Capital Account of Other Social Services

...

Total B. CAPITAL ACCOUNT OF SOCIAL SERVICES

9,23,45

C. CAPITAL ACCOUNT OF ECONOMIC SERVICES

(a) Capital Account of Agriculture and Allied Activities

4401 Capital Outlay on Crop Husbandry

101 Farming Co-operatives

...

190 Investments in Public Sector and Other Undertakings

...

800 Other Expenditure

...

Total 4401

...

4402 Capital Outlay on Soil and Water Conversation

102 Soil Conservation

...

800 Other expenditure

...

STATEMENT

represent Central Sector Schemes)

Expenditure during 2007-2008			
Plan	Centrally Sponsored Schemes / Central Sector Schemes	Total	Expenditure to end of 2007-2008
(In thousands of rupees)			
2,10,03	10,00 <i>13,89,10</i>	16,09,13	58,04,51
2,10,03	10,00 <i>13,89,10</i>	16,09,13	58,04,51
...	25,00
...	25,00
2,10,03	10,00 <i>13,89,10</i>	16,09,13	58,73,40
2,10,03	10,00 <i>13,89,10</i>	16,09,13	58,73,40
...	2,68,70
19,05	27,98	47,03	8,98,23
19,05	27,98	47,03	11,66,93
19,05	27,98	47,03	11,66,93
74,79,03	49,51,66 <i>14,84,26</i>	1,48,38,41	11,41,43,57
...	89
1,79,10	...	1,79,10	7,47,83
2,01,63	...	2,01,63	32,22,56
3,80,73	...	3,80,73	39,71,28
...	2,01,65
3,81,96	...	3,81,96	19,10,55

NO. 13 - Contd.

(Figures in italic)

Nature of expenditure	Non Plan
(In thousands of rupees)	
C. CAPITAL ACCOUNT OF ECONOMIC SERVICES - Contd.	
(a) (Capital Account of Agriculture and Allied Activities) - Contd.	
4402 Capital Outlay on Soil and Water Conservation- Concl'd.	
Total 4402	...
4403 Capital Outlay on Animal Husbandry	
800 Other Expenditure	...
Total 4403	...
4404 Capital Outlay on Dairy Development	
800 Other Expenditure	...
Total 4404	...
4405 Capital Outlay on Fisheries	
800 Other Expenditure	...
Total 4405	...
4406 Capital Outlay on Forestry and Wild Life	
01 Forestry	
070 Communication and Buildings	...
190 Investments in Public Sector and Other Undertakings	...
800 Other expenditure	...
Total 01	...
Total 4406	...
4408 Capital Outlay on Food, Storage and Warehousing	
01 Food	
101 Procurement and Supply	58,60
Total 01	58,60
02 Storage and Warehousing	
800 Other Expenditure	...
Total 02	...
Total 4408	58,60
4415 Capital Outlay on Agricultural Research and Education	
80 General	
800 Other Expenditure	...

represent Central Sector Schemes)

Expenditure during 2007-2008		Total	Expenditure to end of 2007-2008
Plan	Centrally Sponsored Schemes / Central Sector Schemes		
(In thousands of rupees)			
3,81,96	...	3,81,96	21,12,20
27,62	24,50 1,16,11	1,68,23	23,76,78
27,62	24,50 1,16,11	1,68,23	23,76,78
5,00	...	5,00	75,40
5,00	...	5,00	75,40
5,90	16,00	21,90	3,78,49
5,90	16,00	21,90	3,78,49
...	6,21,91
...	9,00,00
...	1,87,13
...	17,09,04
...	17,09,04
...	...	58,60	40,13
...	...	58,60	40,13
...	1,21,04
...	1,21,04
...	...	58,60	1,61,17
13,76	...	13,76	5,50,53

STATEMENT

NO. 13 - Contd.

(Figures in italic)

Nature of expenditure	Non Plan
(In thousands of rupees)	
C. CAPITAL ACCOUNT OF ECONOMIC SERVICES - Contd.	
(a) (Capital Account of Agriculture and Allied Activities) - Concl'd.	
4415 Capital Outlay on Agricultural Research and Education- Concl'd.	
80 General- Concl'd.	
Total 80	...
Total 4415	...
4416 Investments in Agricultural Financial Institution	
190 Investments in Public sector and other undertakings	5,58,04
Total 4416	5,58,04
4425 Capital Outlay on Co-operation	
001 Direction and Administration	...
106 Investments in multi-purpose Rural Co-operatives	...
107 Investment in Credit Co-operatives	...
108 Investments in other Co-operatives	...
190 Investments in Public Sector and other undertakings	1,80,00,00
200 Other Investments	...
800 Other Expenditure	...
Total 4425	1,80,00,00
4435 Capital Outlay on other Agricultural Programmes	
01 Marketing and Quality Control	
800 Other Expenditure	...
Total 01	...
Total 4435	...
Total (a) Capital Account of Agriculture and Allied Activities	1,86,16,64
(b) Capital Account of Rural Development	
4515 Capital Outlay on other Rural Development Programmes	
101 Panchayati Raj	...
103 Rural Development	...
800 Other Expenditure	...
Total 4515	...
Total (b) Capital Account of Rural Development	...

STATEMENT

represent Central Sector Schemes)

Expenditure during 2007-2008			
Plan	Centrally Sponsored Schemes / Central Sector Schemes	Total	Expenditure to end of 2007-2008
(In thousands of rupees)			
13,76	...	13,76	5,50,53
13,76	...	13,76	5,50,53
...	...	5,58,04	6,04,66
...	...	5,58,04	6,04,66
1,60,73	...	1,60,73	3,18,06
...	36,90
...	55,84
...	1,58,86
...	...	1,80,00,00	1,90,53,00
...	24,17	24,17	8,40,95
...	1,74,92
1,60,73	24,17	1,81,84,90	2,06,38,53
...	8,80
...	8,80
...	8,80
9,75,71	48,67 1,32,11	1,97,73,13	3,25,86,88
...	2,92,94
1,10,11	...	1,10,11	15,90,38
...	3,83,03
1,10,11	...	1,10,11	22,66,35
1,10,11	...	1,10,11	22,66,35

NO. 13 - Contd.

(Figures in italic)

Nature of expenditure	Non Plan
(In thousands of rupees)	
C. CAPITAL ACCOUNT OF ECONOMIC SERVICES - Contd.	
(c) (Capital Account of Special Areas Programme)	
4552 Capital Outlay on North Eastern Areas	
009 Roads and Bridges	...
800 Other Expenditure	
1 Improvement of water supply at Jairampur Township	...
2 Providing water supply at Tawang Township	...
3 Other works each costing Rs.1 Crore and less	...
Total 800 Other Expenditure	...
Total 4552	...
4575 Capital Outlay on other Special Areas Programmes	
03 Tribal Areas	
800 Other Expenditure	...
Total 03	...
Total 4575	...
Total (c) Capital Account of Special Areas Programme	...
(d) Capital Account of Irrigation and Flood Control	
4701 Capital Outlay on Medium Irrigation	
02 Major Irrigation-Non-Commercial	
800 Other Expenditure	...
Total 02	...
80 General	
800 Other expenditure	...
Total 80	...
Total 4701	...
4702 Capital Outlay on Minor Irrigation	
101 Surface Water	...
800 Other Expenditure	1,50,00
Total 4702	1,50,00
4711 Capital Outlay on Flood control Projects	
01 Flood Control	
001 Direction and Administration	...
052 Machinery and Equipment	...

STATEMENT

represent Central Sector Schemes)

Expenditure during 2007-2008		Total	Expenditure to end of 2007-2008
Plan	Centrally Sponsored Schemes / Central Sector Schemes		
(In thousands of rupees)			
...	17,47,45
...	1,61,53
...	1,80,94
25,42,41	...	25,42,41	3,07,66,40
25,42,41	...	25,42,41	3,11,08,87
25,42,41	...	25,42,41	3,28,56,32
21,25,89	...	21,25,89	84,05,31
21,25,89	...	21,25,89	84,05,31
21,25,89	...	21,25,89	84,05,31
46,68,30	...	46,68,30	4,12,61,63
...	1,36,10
...	1,36,10
...	46,39
...	46,39
...	1,82,49
...	1,55,99
1,19,95	...	2,69,95	29,01,24
1,19,95	...	2,69,95	30,57,23
1,30,02	...	1,30,02	11,30,10
...	35,16

NO. 13 - Contd.

(Figures in italic)

Nature of expenditure	Non Plan
(In thousands of rupees)	
C. CAPITAL ACCOUNT OF ECONOMIC SERVICES - Contd.	
(d) (Capital Account of Irrigation and Flood Control) - Concl'd.	
4711 Capital Outlay on Flood control Projects- Concl'd.	
01 Flood Control- Concl'd.	
800 Other Expenditure	1,50,00
Total 01	<u>1,50,00</u>
02 Anti-sea Erosion Projects	
800 Other expenditure	...
Total 02	<u>...</u>
Total 4711	<u>1,50,00</u>
Total (d) Capital Account of Irrigation and Flood Control	<u>3,00,00</u>
(e) Capital Account of Energy	
4801 Capital Outlay on Power Projects	
01 Hydel Generation	
052 Machinery and Equipment	...
800 Other Expenditure	
1 Construction of Tezu Hydel Scheme at Tezu	...
2 Rural Electrification of villages in Ziro -II Area	...
3 Rural Electrification of Zemithang - Thimber Circle	...
4 Construction of Kambong MHP over river Silu at Kambong	...
5 Construction of Sipit M.H.S. at Gette (2x1MW)	...
6 Construction of Sirayuk M.H.S. at Jengging (2x1MW) unit 11 SPWD/ W/ AASES	...
7 Procurement of light Weight Micro Hydel unit for Arunachal Pradesh	...
8 Construction of Domkhorang M.H.S. Kalaktang	...
9 C/o Pacha Micro Hydel Schemes at Seppa	...
10 C/o Kush Micro Hydel Scheme at Sangram	...
11 Augmentation of Mai phase I,II and Tago MHS diverting river to Mai (Civil works only)	...
12 C/o Payer Micro Hydel Schemes at Koloriang	...
13 C/o Sippi MHS at Daporijo	...
14 C/o Kidyat Bhawan at Itanagar (SH C/o Office of the CE(P), SE(E) and SE(C) etc	...
15 Schemes under MNES	...
16 SD/2 C/o Sipet MHS at Gettle 2 x1MW	...
17 SD/3 C/o Sidep MH at Mariyang	...

STATEMENT

represent Central Sector Schemes)

Expenditure during 2007-2008		Total	Expenditure to end of 2007-2008
Plan	Centrally Sponsored Schemes / Central Sector Schemes		
(In thousands of rupees)			
4,32,83	...	5,82,83	65,87,55
5,62,85	...	7,12,85	77,52,81
...	5,13,62
...	5,13,62
5,62,85	...	7,12,85	82,66,43
6,82,80	...	9,82,80	1,15,06,15
99,30	...	99,30	4,03,04
...	4,70,77
...	2,05,99
...	1,06,22
...	1,99,12
...	4,78,97
...	2,36,15
...	1,10,00
...	2,32,08
...	75,45
...	3,10
...	12,48
...	2,88
...	9,17
...	26,47
...	18,65,03
...	84,39
...	5,84

NO. 13 - Contd.

represent Central Sector Schemes)

Nature of expenditure

Non Plan

(In thousands of rupees)

C. CAPITAL ACCOUNT OF ECONOMIC SERVICES - Contd.

(e) (Capital Account of Energy) - Contd.

4801 Capital Outlay on Power Projects- Contd.

01 Hydel Generation- Contd.

800 Other Expenditure-Contd.

18 SD/4 C/o Subbing MH Sat Supay 3 x 1 MW ...

19 SD/5 C/o Rina MHS over river Simen 4 x 0.50 ...

20 C/o Kambang MHS at Kambang ...

21 Construction of Liromba MHS at Liromba ...

22 C/o Deopani MHS PH-II at Roing, Augmentation of Awapani MHS at Aliwey ...

23 System Improvement at Roing Township in Dibang Valley Dist. under RIDF ...

24 Maintenance of Trans. i/c Sub Station ...

25 Maintenance of HT line under PESO-I ...

26 D.G. Station at Tawang i.e. FUEL ...

27 R.E. in villages of Upper Siang District under MNP Scheme. ...

28 R.E. of villages in East Kameng District under MNP. ...

29 Intensive Electrification of Electrified villages in East Kameng District under MNP Scheme ...

30 Electrification of villages in Tirap District under MNP Scheme ...

31 Rural Electrification Programme under MNP in Dibang Valley District. ...

32 Augmentation of Awapani MHS (Erection of Turbine and other Civil Allied Works) ...

33 Other Works each Costing Rs. 1 Crore & less ...

34 C/o 132 KV Transmission line from Ziro to Along via Daporijo ...

35 C/o 33 KV line from Geku to Along and Pasighat ...

36 Accelerated Power Development and Reforms Programme in APEC-II, Pasighat ...

37 Augmentation and Improvement of Electrical Sub-Station at Banderdewa (2x3.15 MVA) ...

38 Bongleng MHS at Bongleng (2X50 KW) ...

39 Shakti Nallah M.H.S. at Shakti (2X50 KW) ...

40 Thimbu MHS (2X50 KW) ...

41 Bramdongchung MHS near Bramdongchung (2X50 KW) ...

42 Challengkang MHS Ph-II near Dudunghar Circle (1X 30 KW) ...

43 C/o HT/SPT Building for newly created Civil Subdivision under Deptt. of Power at Tawang (SH: T/IV - 1Nos, T/III - 3Nos, T/II - 4Nos and T/I - 2Nos. ...

44 C/o Zonal office Building cum SE's Office Building at Itanagar ...

45 R & M of Along MHS (4x 100 KW) ...

STATEMENT

Expenditure during 2007-2008			
Plan	Centrally Sponsored Schemes / Central Sector Schemes	Total	Expenditure to end of 2007-2008
(In thousands of rupees)			
...	5,50
...	1,30,67
...	3,37,11
...	5,64,07
...	1,62,46
...	31,83
...	1,52,03
...	1,23,11
...	65,86
...	1,48,50
...	1,09,71
...	1,39,70
...	1,11,37
...	1,18,44
...	1,84,67
4,53,79	...	4,53,79	5,30,44,94
...	1,90,00
...	6,73,73
...	3,61,70
...	1,00,98
75,32	...	75,32	95,34
83,95	...	83,95	1,03,92
89,28	...	89,28	1,14,28
...	25,00
...	29,99
...	34,33
...	19,43
...	16,81

represent Central Sector Schemes)

Nature of expenditure

Non Plan

(In thousands of rupees)

C. CAPITAL ACCOUNT OF ECONOMIC SERVICES - Contd.

(e) (Capital Account of Energy) - Contd.

4801 Capital Outlay on Power Projects- Contd.

01 Hydel Generation- Concl'd.

800 Other Expenditure- Concl'd.

46 C/o Gosang MHS at Gosang (2X250 KW) ...

47 C/o Teepani MHS (2X200 KW) ...

48 C/o HT/SPT Residential Building for staff of Lhou Division (SHLT - V/1, No. T/IV - 2 nos, T/II - 3 nos, T-II/7nos, T-1/3 nos, and B/B - 10 units. ...

49 SE's Office Building at Bomdila. ...

50 5 Men Bachelor Barrack at Bomdila ...

51 R & M of Kipti MHS Ph-I (3X500 KW) ...

Total 800 Other Expenditure

Total 01

04 Diesel/Gas Power Generation

800 Other Expenditure ...

Total 04

05 Transmission and Distribution

800 Other Expenditure

1 RMO D/G Set under CESD - I and II ...

2 Maintenance of L.T. line S\C under Sangram Ziro Electrical ...

3 Maintenance of L.T. line S\C under Raga Ziro Electrical ...

4 Maintenance of H.T/L.T line Yazali ...

5 Maintenance of H.T/L.T line Moi to Hogri ...

6 Moht/Lt Yayali ...

7 Moht/Lt Ziro ...

8 C/o Sippi MHS at Daporijo ...

9 C/o Rangamadi Along 132 KV Tr. line for State of AP ...

10 C/O Simyuk MHS at Jengging (2x1MW) ...

11 R.M.O DG Set at Along during 2000-2001. ...

12 Village Electrification programme under Jomo Administration Code No.D30093. ...

13 Maintenance of T&D line i/c station. ...

14 C/O Vidyut Bhavan at Itanagar (SH:-C/O office of the CE(P) SE(E),SE(C) etc. ...

15 C/o Yapak Nallah MHS near Walong in Lohit District ...

STATEMENT

Expenditure during 2007-2008			
Plan	Centrally Sponsored Schemes / Central Sector Schemes	Total	Expenditure to end of 2007-2008
(In thousands of rupees)			
...	37,22
...	1,41,10
...	58,11
...	9,27
...	12,43
...	1,36,83
7,02,34	24,16,62	31,18,96	6,41,31,16
8,01,64	24,16,62	32,18,26	6,45,34,20
10,59,61	...	10,59,61	33,76,91
10,59,61	...	10,59,61	33,76,91
...	1,69,00
...	1,25,98
...	1,01,23
...	1,05,60
...	1,98,81
...	1,03,35
...	1,39,08
...	3,60,00
...	12,68,00
...	20,77
...	1,23,28
...	1,42,64
...	1,31,39
...	89,62
...	1,32,36

NO. 13 - Contd.

represent Central Sector Schemes)

Nature of expenditure
Non Plan**(In thousands of rupees)****C. CAPITAL ACCOUNT OF ECONOMIC SERVICES - Contd.**

(e) (Capital Account of Energy) - Contd.

4801 Capital Outlay on Power Projects- Contd.

05 Transmission and Distribution- Contd.

800 Other Expenditure-- Contd.

16 C/o Nuranang MHS at Jang (3x2000KW) ...

17 C/o Kipti MHS over River Kipti Ph-II (3x1000KW) ...

18 C/o Mukto Micro Hydel over river MHS over Shalkangchu (3x3 MW) ...

19 Augmentation of Mai ph I,II and Tago MHS diverting Pange river to Mai (Civil works only) ...

20 C/o Kush MHS at Sangram(2x1000KW) ...

21 C/o Sipit MHS at Gette (2x1000 MW) ...

22 C/o Dus Nallah MHS at Dimwe near Tezu in Lohit Dist ...

23 C/o Mati Nallah MHS at Chingwinti in Lohit Dist.(2x250 KW) ...

24 C/o Halaipani HEP (4x3000 KW) ...

25 C/o MHS over Ngonalo at Vijay Nagar in Changlang Distict (2x50 KW) ...

26 C/o 60 Nos. of small Hydel Station in different sizes upto 50 KW capacity in different areas in AP ...

27 C/o Angong Nallah MHS near Janbo (4x1000 KW) ...

28 RE of villages in Upper Siang District under PMGY scheme. ...

29 Other Works each Costing Rs. 1 Crore & less ...

30 Rural Electricfication of Villages in AP under PMGY ...

31 C/o Liromoba MHS at Liromoba (2x1000KW) ...

32 C/o Sidip MHS at Mariyang ...

33 C/o Subbung MHS at Supsing Village East Siang District ...

34 C/o Payu MHS at Koloriang (1000 KW) ...

35 C/o Jugdin Nallah MHS (3x1 MW) ...

36 C/o Deopani MHS at Roing in Dibang Valley District (Ph-II) ...

37 C/o Domkhong MHS at Kalaktang (2x1000 KW) ...

38 C/o Packa MHS at Seppa (2x1500 KW) in East Kameng District ...

39 Augmentation of Awapani MHS at Alinye ...

40 C/o Langpani MHS at Gamliyang over Langpani River (2X200 KW) ...

41 R & M of Deopani MHS Ph-I (3X250 KW) ...

42 R & M of Awapani Ph-I (150 KW) ...

43 C/o 4 men B/Barrack at Wakka ...

STATEMENT

Expenditure during 2007-2008		Total	Expenditure to end of 2007-2008
Plan	Centrally Sponsored Schemes / Central Sector Schemes		
(In thousands of rupees)			
...	15,73
5,88,28	...	5,88,28	15,69,20
29,99	...	29,99	55,32
...	34,10
...	41,08
...	3,10,49
...	6,27,67
...	3,50,26
...	2,54,61
...	1,58
...	1,15,08
...	3,84,64
...	1,40,76
10,02,47	...	10,02,47	3,36,23,96
...	17,17
...	3,86,70
...	4,15,56
...	89,14
...	24,83
...	7,31
...	14,09
...	3,16,46
...	10,86,04
...	30,00
...	13,05
...	3,38
...	29,27
...	2,88

represent Central Sector Schemes)

Nature of expenditure
Non Plan**(In thousands of rupees)****C. CAPITAL ACCOUNT OF ECONOMIC SERVICES - Contd.**

(e) (Capital Account of Energy) - Concl'd.

4801 Capital Outlay on Power Projects- Concl'd.

05 Transmission and Distribution- Concl'd.

800 Other Expenditure- Concl'd.

44 C/o Division Office Building at Bordumsa

...

Total 800 Other Expenditure

...

Total 05

...

06 Rural Electrification

800 Other Expenditure

...

Total 06

...

80 General

001 Direction and Administration

...

799 Suspense

...

800 Other Expenditure

...

Total 80

...

Total 4801

...

4810 Capital Outlay on Non-Conventional Sources of Energy

600 Others

...

Total 4810

...

Total (e) Capital Account of Energy

...

(f) Capital Account of Industry and Minerals

4851 Capital Outlay on Village and Small Industries

800 Other Expenditure

...

Total 4851

...

4852 Capital Outlay on Iron and Steel Industries

02 Manufacture

800 Other Expenditure

...

Total 02

...

Total 4852

...

STATEMENT**(Figures in italic)**

Expenditure during 2007-2008			
Plan	Centrally Sponsored Schemes / Central Sector Schemes	Total	Expenditure to end of 2007-2008
(In thousands of rupees)			
...	11,54
16,20,74	...	16,20,74	4,31,83,01
16,20,74	...	16,20,74	4,31,83,01
6,54,98	...	6,54,98	1,11,31,93
6,54,98	...	6,54,98	1,11,31,93
...	54,82,24
...	(-2,06,01)
60,39,14	1,96,65	62,35,79	4,85,99,67
60,39,14	1,96,65	62,35,79	5,38,75,90
1,01,76,11	1,96,65 24,16,62	1,27,89,38	17,61,01,96
...	8,24
...	8,24
1,01,76,11	1,96,65 24,16,62	1,27,89,38	17,61,10,20
...	11,24,28
...	11,24,28
...	9,33
...	9,33
...	9,33

NO. 13 - Contd.

represent Central Sector Schemes)

Nature of expenditure
Non Plan**(In thousands of rupees)****C. CAPITAL ACCOUNT OF ECONOMIC SERVICES - Contd.**

(f) (Capital Account of Industry and Minerals) - Concl'd.


4853	Capital Outlay on Non-ferrous Mining and Metallurgical Industries	
60	Other Mining and Metallurgical Industries	
190	Investments in Public Sector and Other Undertakings	...
800	Other Expenditure	...
	Total 60	...
	Total 4853	...
4875	Capital Outlay on Other Industries	
60	Other Industries	
190	Investments in Public Sector and Other undertakings	...
800	Other Expenditure	...
	Total 60	...
	Total 4875	...
4885	Other Capital Outlay on Industries and Minerals	
01	Investments in Industrial Financial Institutions	
190	Investments in Public Sector and Other Undertakings	...
	Total 01	...
60	Others	
800	Other Expenditure	...
	Total 60	...
	Total 4885	...
	Total (f) Capital Account of Industry and Minerals	...
(g)	Capital Account of Transport	
5053	Capital Outlay on Civil Aviation	
80	General	
800	Other Expenditure	...
	Total 80	...
	Total 5053	...
5054	Capital Outlay on Roads and Bridges	
04	District and Other Roads	
800	Other Expenditure	
1	Improvement of Pakke Kameng Road (Widening)	...

STATEMENT**(Figures in italic)**

Expenditure during 2007-2008		Total	Expenditure to end of 2007-2008
Plan	Centrally Sponsored Schemes / Central Sector Schemes		
(In thousands of rupees)			
...	3,57,30
18,70	...	18,70	2,14,16
18,70	...	18,70	5,71,46
18,70	...	18,70	5,71,46
...	2,89,50
5,81	...	5,81	5,81
5,81	...	5,81	2,95,31
5,81	...	5,81	2,95,31
...	1,15,41
...	1,15,41
...	2,13,93
...	2,13,93
...	3,29,34
24,51	...	24,51	23,29,72
5,30,70	...	5,30,70	48,29,54
5,30,70	...	5,30,70	48,29,54
5,30,70	...	5,30,70	48,29,54
...	1,10,37

NO. 13 - Contd.

represent Central Sector Schemes)



Expenditure during 2007-2008

Nature of expenditure

Non Plan

		(In thousands of rupees)
C.	CAPITAL ACCOUNT OF ECONOMIC SERVICES - Contd.	
(g)	(Capital Account of Transport) - Contd.	
5054	Capital Outlay on Roads and Bridges- Contd.	
04	District and Other Roads- Contd.	
800	Other Expenditure-Contd.	
2	Improvement of Nichiphu Bara Seppa Road	...
3	RK/02/Construction Kalaktang Boha Road (15.50) KM	...
4	C/O Yazali Sagalee BRTF Road to BELLO ANBUM (65 KM) (a) (SH-F\Co to 5 KM)	...
5	Widening/Construction 36 Nos of RCC slab culvert NH153	...
6	Widening/Construction 38 Nos of RCC slab culvert and earthen side drain NH153	...
7	90 Namchik - Manmao Renuk (42.68km). SH/EI Work Culvert R&B Wall WBM, BIT; Bridges	...
8	Old Palin to Galang road - 11.00 K.M.	...
9	C/o Bailey Bridge over river Pareng (span - 40 km).	...
10	C/o Steel Bridge over river Pare at Uporiang Span = 60mtrs	...
11	E/Work Cul. R&B Wall, Sol, Metalling Black	...
12	F/Cutting, culvert (0-6.00 km) Ph - II. Road from Bui to Gusar.	...
13	C/o Gachom Morshing Road 27 km C/o Steel Grider Bridger over River Zindingkho near Gachom (Span 52 mtrs)	...
14	By Pass road to Bomdila Township from BRTF road via New Bomdila	...
15	C/o Road from Pine Grove to Siro (44 Km) SH:FC, Culverts, R/Wall Solling, WBM, B/T i/c Bridges.	...
16	SH - FC Culverts R/Wall, Solling, WBM, B/T i/c Bridges	...
17	C/o Road from Patum to Rungong.	...
18	C/o Bridge over river Papu at Ch.17.20 Km (span 55.00m)	...
19	C/o steel truss girder bridge over river Dibang/Dri.	...
20	Kambang Darak Road (16 Km) WBM & BT (0.8 Km).	...
21	FC,Culvert, Soling, WBM,BT,R/Wall & B/Wall i/c 6 nos. Bridges.	...
22	Construction of Roing Shantipur Road (21.50 Km)	...
23	C/o Bye-pass road to Roing Township (8.20 Km)	...
24	Improvement of Dambuk from 31.40 Km to 46.020 Km.	...
25	Improvement and realignment of porter track from Jang to Sulungthi (95 Km)	...
26	FC 31.50 Km to 44.966 Km.	...
27	Improvement and Upgradation of bypass road from Bomdir on BRTF road to District headquarter at Tawang (9.60 Km) job No.AR/CRF/2002-03-08.	...
28	Other Works each Costing Rs. 1 Crore & less	2,73,03
29	Manmao Changlang road 44 K.m. SH/E/works, Culvert R&B walls, Solling, Metalling BT and Bridge	...

STATEMENT

(Figures in italic)

Plan	Centrally Sponsored Schemes / Central Sector Schemes	Total	Expenditure to end of 2007-2008
(In thousands of rupees)			
...	4,67,17
...	1,26,37
...	3,53,85
...	1,17
...	31,86
...	1,22,80
...	50,17
...	6,95
...	6,00
...	1,20,00
...	1,05
...	26,93
...	52,07
...	5,32,92
...	5,92,92
...	40,00
...	6,53
...	38,00
...	1,41
...	1,68,59
...	1,49,99
...	35,02
...	56,99
...	1,22,00
...	1,00
...	80,00
1,63,08,55	2,50,00	1,69,69,55	18,92,40,02
...	1,37,97	...	77,20

NO. 13 - Contd.

represent Central Sector Schemes)

Nature of expenditure
Non Plan**(In thousands of rupees)****C. CAPITAL ACCOUNT OF ECONOMIC SERVICES - Contd.**

(g) (Capital Account of Transport) - Contd.

5054 Capital Outlay on Roads and Bridges- Contd.

04 District and Other Roads- Contd.

800 Other Expenditure-Contd.

29	Manmao Changlang road 44 K.m. SH/E/works, Culvert R&B walls, Solling, Metalling BT and Bridge	...
30	Reconstruction of 207 m span suspension bridge over river Siang at Nubo in Upper Siang District	...
31	C/o RCC bridge over river Tissi at ch.10.50 km.	...
32	Sangram - Nyapin Road (38 km) WBM & BT = 20-30 km	...
33	Road from Deed to Mengio via Bello (55 km)	...
34	16 km point of Bomdila - Dirang Road (106.40 km)	...
35	Lhou Jangda Road (35 km)	...
36	Longkai - Maktowa Road (9.10 km)	...
37	C/o Steel Bridge over Namchik river (Span 40 km)	...
38	C/o Steel Bridge over river Pare at Ch.9.60 km (Span = 50 mtrs) at Leoporiang	...
39	Bridge over river Nyamjangchu near Namtsering village at Ch. 34.50 km (Span 170 feet)	...
40	C/o Steel Bridge over river Zingding Kho near Gocham (55.10 mtr. Span)	...
41	C/o Steel Bridge at Khongpathar (Span 40 mtr)	...
42	Reconstruction of Steel Bridge (Span 25 mtr) over Jenthu on Piyong - Jenglai - Winko Road on 3.45 km	...
43	C/o Steel/RCC Bridge over Jenthu Nallah at Ch.8.50 km (Span 40 mtr)	...
44	C/o Bailey Bridge over river Poma (Span 55 mtr)	...
45	C/o Bridge over river Kuru at Ch. 7.35 km (Span 58 m)	...
46	C/o Approach Road on Hawai side (SH : C/o Viaduct of Span 51 mtr)	...
47	C/o Steel/RCC Bridge at Ch. 1.10 km (Span 25 mtr) 2 nos.	...
48	C/o Steel Truss grider Bridge over River Jia at Mobang - II (Span 45 mtr)	...
49	C/o Bailey Bridge over Nallah 16th Mile of 15 mtr Span 1. no at Ch.4200 km	...
50	C/o Steel Bridge over Sipur Nallah	...
51	C/o Bailey Bridge over Simen Korong	...
52	C/o Bridge over River Sipu to connect Pakam area to BRTF Road through Assam Rifle Complex crossing Sipu River (Span 45 mtr)	...
53	Permanent Bridge over Simang river at Pirak at Ch.0.20 km	...

STATEMENT**(Figures in italic)**

Expenditure during 2007-2008		Total	Expenditure to end of 2007-2008
Plan	Centrally Sponsored Schemes / Central Sector Schemes		
(In thousands of rupees)			
...	77,20
...	1,20,99
...	4,39
...	9,76
...	4,00
...	1,67
...	2,00
...	15,14
...	5,19
...	16,86
...	12,71
...	10,00
...	8,45
...	11,46
...	8,01
...	19,00
...	11,32
...	4,07
...	11,00
9,32	...	9,32	14,83
...	11,92
...	17,86
20	...	20	10,37
...	56,29
...	15,32

NO. 13 - Contd.

represent Central Sector Schemes)

Nature of expenditure
Non Plan

(In thousands of rupees)

C. CAPITAL ACCOUNT OF ECONOMIC SERVICES - Contd.	
(g) (Capital Account of Transport) - Concl'd.	
5054 Capital Outlay on Roads and Bridges- Concl'd.	
04 District and Other Roads- Concl'd.	
800 Other Expenditure- Concl'd.	
54 Damparijo - Hali Road (50 km) FC , (19.50 - 38.00 km)	...
55 Ngopok - Silluk Road (12.60 km)	...
	<hr/> 2,73,03
Total 800	<hr/> 2,73,03
Total 04	<hr/> 2,73,03
Total 5054	<hr/> 2,73,03
5055 Capital Outlay on Road Transport	
050 Lands and Buildings	...
102 Acquisition of Fleet	...
103 Workshop Facilities	...
800 Other expenditure	...
Total 5055	<hr/> ...
Total (g) Capital Account of Transport	<hr/> 2,73,03
(i) Capital Account of Science Technology and Environment	
5425 Capital Outlay on other Scientific and Enviromental Research	
600 Other Services	...
800 Other Expenditure	...
Total 5425	<hr/> ...
Total (i) Capital Account of Science Technology and Environment	<hr/> ...
(j) Capital Account of General Economic Services	
5452 Capital Outlay on Tourism	
01 Tourist Infrastructure	
102 Tourist Accommodation	...
800 Other expenditure	...
Total 01	<hr/> ...

STATEMENT

(Figures in italic)

Expenditure during 2007-2008			
Plan	Centrally Sponsored Schemes / Central Sector Schemes	Total	Expenditure to end of 2007-2008
(In thousands of rupees)			
...	1,56
...	99
1,63,18,07	2,50,00 1,37,97	1,69,79,07	19,30,24,51
1,63,18,07	2,50,00 1,37,97	1,69,79,07	19,30,24,51
1,63,18,07	2,50,00 1,37,97	1,69,79,07	19,30,24,51
47,33	...	47,33	9,78,63
1,89,95	...	1,89,95	31,36,85
1,29,58	...	1,29,58	9,79,54
...	11,67,45
3,66,86	...	3,66,86	62,62,47
1,72,15,63	2,50,00 1,37,97	1,78,76,63	20,41,16,52
...	9,56
...	30,00
...	39,56
...	39,56
...	17,93,44	17,93,44	62,87,71
...	2,13,67
...	17,93,44	17,93,44	65,01,38

NO. 13 - Concl.

represent Central Sector Schemes)

Nature of expenditure
Non Plan

		<u>(In thousands of rupees)</u>
C.	CAPITAL ACCOUNT OF ECONOMIC SERVICES - Concl.	
(j)	(Capital Account of General Economic Services) - Concl.	
5452	Capital Outlay on Tourism- Concl.	
80	General	
800	Other Expenditure	...
	Total 80	<hr/> ...
	Total 5452	<hr/> ...
5475	Capital Outlay on other General Economic Services	
102	Civil Supplies	...
112	Statistics	...
800	Other Expenditure	...
	Total 5475	<hr/> ...
	Total (j) Capital Account of General Economic Services	<hr/> ...
C.	CAPITAL ACCOUNT OF ECONOMIC SERVICES	
	Total C. CAPITAL ACCOUNT OF ECONOMIC SERVICES	<hr/> 1,91,89,67
	GRAND TOTAL :-	<hr/> 2,01,13,12 <hr/>

Expenditure during 2007-2008			
Plan	Centrally Sponsored Schemes / Central Sector Schemes	Total	Expenditure to end of 2007-2008
(In thousands of rupees)			
1,13,91	...	1,13,91	10,91,88
1,13,91	...	1,13,91	10,91,88
1,13,91	17,93,44	19,07,35	75,93,26
...	3,18,85
39,01	...	39,01	5,36,06
20	...	20	1,47,00
39,21	...	39,21	10,01,91
1,53,12	17,93,44	19,46,56	85,95,17
3,40,06,29	4,95,32 44,80,14	5,81,71,41	47,88,12,18
4,37,26,07	55,16,96 59,64,40	7,53,20,55	62,48,53,65

STATEMENT NO. 15
STATEMENT SHOWING CAPITAL AND OTHER EXPENDITURE
(OTHER THAN ON REVENUE ACCOUNT) TO THE END OF 2007-2008
AND THE PRINCIPAL SOURCES FROM WHICH FUNDS WERE PROVIDED
FOR THAT EXPENDITURE

Heads	On 1st April 2007	During the year 2007-2008	On 31st March 2008
(In crores of rupees)			
CAPITAL AND OTHER EXPENDITURE			
Capital Expenditure			
1 Public Works	2,26.36	16.90	2,43.26
2 Other General Services	69.51	6.20	75.71
3 Social Services	9,93.05	1,48.38	11,41.43
4 Agriculture and Allied Activities	1,28.14	1,97.73	3,25.87
5 Rural Development	21.57	1.10	22.67
6 Special Areas Programmes	3,65.93	46.68	4,12.61
7 Irrigation and Flood Control	1,05.23	9.83	1,15.06
8 Energy	16,33.20	1,27.90	17,61.10
9 Industry and Minerals	23.05	0.25	23.30
10 Transport	18,62.40	1,78.77	20,41.17
11 Science Technology and Environment	0.40	...	0.40
12 General Economic Services	66.49	19.47	85.96
Total: Capital Expenditure	54,95.33	7,53.21	62,48.54

STATEMENT NO. 15- Contd.

Heads	On 1st April 2007	During the year 2007-2008	On 31st March 2008
-------	----------------------	------------------------------	-----------------------

(In crores of rupees)

CAPITAL AND OTHER EXPENDITURE- Contd.

F. Loans and Advances

Loans for Education,Sports,Art and Culture	0.01	...	0.01
Loans for Urban Development	0.15	...	0.15
Loans for Crop Husbandry	0.10	...	0.10
Loans for Soil and Water Conservation	0.01	...	0.01
Loans for Co-operation	11.62	(-) 0.37	11.25
Loans for Village and Small Industries	1.92	...	1.92
Loans for Non-Ferrous Mining and Metallurgical Industries	0.15	...	0.15
Other Loans to Industries and Minerals	6.10	...	6.10
Loans to Government Servants,etc	7.85	0.41	8.26
Total :F. Loans and Advances	27.91	0.04	27.95

STATEMENT NO. 15- Concl'd.

Heads	On 1st April 2007	During the year 2007-2008	On 31st March 2008
(In crores of rupees)			
CAPITAL AND OTHER EXPENDITURE-Concl'd.			
Tranfer to Contingency Fund.	0.10	...	0.10
Total: Capital and Other Expenditure	55,23.34	7,53.25	62,76.59
Net Capital and Other Expenditure	55,23.34	7,53.25	62,76.59
PRINCIPAL SOURCE OF FUNDS-			
Debt			
Internal Debt of the State Government	12,77.84	2,30.03	15,07.87
Loans and Advances from the Central Government	4,64.60	(-)16.11	4,48.49
Small Savings, Provident Funds, etc.	5,27.32	42.71	5,70.03
Total-debt	22,69.76	2,56.63	25,26.39
Other receipts:-			
Contingency Fund	0.05	...	0.05
Reserve Fund	1,26.73	(-) 79.70	47.03
Net balance under Deposit and Advances, Suspense and Miscellaneous other than those shown separately	(-) 37.89	2,90.67	2,52.78
Remittances	(-) 1,05.24	(-)0.19	(-) 1,05.43
Total Debt and Other Receipts	22,53.41	4,67.41	27,20.82
Deduct- Cash Balance	(-) 7.79	(-) 3,58.90	(-) 3,66.69
Investment	74.33	8,16.53	8,90.86
Add - Revenue Surplus	...	7,43.47	...
Net-Provision of Funds	21,86.87	7,53.25	21,96.65

Note :- The net provision of Funds (Y) shown in the Statement differs from the Net Capital and other expenditure (X) upto the end of the year by Rs.40,79.94 crores.This is explained below:-

(In crores of rupees)

1) Accumulated Revenue surplus	40,68.64
2) Vide items of differences explained at page of Finance Accounts for the year 1993-94	11.30
Total	40,79.94

STATEMENT

DETAILED STATEMENT OF RECEIPTS, DISBURSEMENTS AND BALANCES UNDER HEADS

Head of Account	Opening Balance
Part I- Consolidated Fund	
I Receipts Heads (Revenue Account)(a)	
II Expenditure Heads (Revenue Account)(a)	
III Expenditure Heads (Capital Account)(a)	
E. Public Debt (b)	
6003 Internal Debt of the State Government	Cr 12,77,83,68
6004 Loans and Advances from the Central Government	Cr 4,64,60,25
Total - E. Public Debt (b)	Cr 17,42,43,93
F. Loans and Advances (c)	
6202 Loans for Education,Sports,Art and Culture	Dr 1,17
6217 Loans for Urban Development	Dr 15,00
6401 Loans for Crop Husbandry	Dr 9,91
6402 Loans for Soil and Water Conservation	Dr 1,12
6425 Loans for Co-operation	Dr 11,61,83
6851 Loans for Village and Small Industries	Dr 1,92,25
6853 Loans for Non-Ferrous Mining and Metallurgical Industries	Dr 15,00
6885 Other loans to Industries and Minerals	Dr 6,09,92
7610 Loans to Government Servants,etc	Dr 7,85,05
Total - F. Loans and Advances (c)	Dr 27,91,25
Total - Part - I Consolidated Fund	
Part II- Contingency Fund	
8000 Contingency Fund	
Total - 8000 Contingency Fund	Cr 4,85
Total - Part - II Contingency Fund	Cr 4,85
Part III- Public Account	
I. Small Savings, Provident Funds, etc.	
(b) State Provident Funds	
8009 State Provident Funds	
01 Civil	
101 General Provident Funds	Cr 4,75,14,41
102 Contributory Provident Fund	Cr 3,29,36
104 All India Services Provident Fund	Cr 14,15
Total - 8009 State Provident Funds	Cr 4,78,57,92
Total -(b)State Provident Funds	Cr 4,78,57,92
(c) Other Accounts	
8011 Insurance and Pension Funds	
107 State Government Employees' Group Insurance Scheme	
(a) Insurance Fund	Cr 47,56,15
(b) Savings Fund	Cr 1,18,44
Total - 8011 Insurance and Pension Funds	Cr 48,74,59

NO. 16

OF ACCOUNTS RELATING TO DEBT, CONTIGENCY FUND AND PUBLIC ACCOUNT

Receipts	Disbursements	Closing Balance
(In thousand of rupees)		
30,03,01,07		
	22,59,54,73	
	7,53,20,55	
2,85,00,67	54,97,34 Cr	15,07,87,01
6,05,00	22,15,73(*) Cr	4,48,49,52
2,91,05,67	77,13,07 Cr	19,56,36,53
...	... Dr	1,17
...	... Dr	15,00
...	... Dr	9,91
...	... Dr	1,12
55,57	18,50 Dr	11,24,76
29	... Dr	1,91,96
...	... Dr	15,00
...	... Dr	6,09,92
2,37,83	2,78,66 Dr	8,25,88
2,93,69	2,97,16 Dr	27,94,72
32,97,00,43	30,92,85,51	
...	... Cr	4,85
...	... Cr	4,85
1,16,07,40	77,45,08 Cr	5,13,76,73
...	... Cr	3,29,36
12,52	9,79 Cr	16,88
1,16,19,92	77,54,87 Cr	5,17,22,97
1,16,19,92	77,54,87 Cr	5,17,22,97
5,96,34	1,89,06 Cr	51,63,43
4,45	6,51 Cr	1,16,38
6,00,79	1,95,57 Cr	52,79,81

- (a) These transactions are closed to 'Government Account'.
- (b) For detailed Account please see Statement No. 17.
- (c) For detailed Account please see Statement No. 18.
- (*) Please see footnote at page 167 of Statement No. 17.

Head of Account	STATEMENT Opening Balance	
Part III- Public Account-Contd.		
I. Small Savings, Provident Funds, etc.- Concltd.		
(c) Other Accounts- Concltd.		
Total -(c)Other Accounts	Cr	48,74,59
Total - I. Small Savings, Provident Funds, etc.	Cr	5,27,32,51
J. Reserve Fund		
(b) Reserve Funds not bearing Interest		
8222 Sinking Funds		
01 Appropriation for reduction or avoidance of Debt		
101 Sinking Funds	Cr	34,90,00
02 Sinking Fund Investment Account		
101 Sinking Fund-Investment Account	Dr	34,90,00
Total - 8222 Sinking Funds		
Gross	Cr	34,90,00
Investment	Dr	34,90,00
8235 General and Other Reserve Funds		
111 Calamity Relief Fund	Cr	2,00,00
200 Other Funds	Cr	89,82,80
Total - 8235 General and Other Reserve Funds	Cr	91,82,80
Total -(b)Reserve Funds not bearing Interest		
	Cr	1,26,72,80
	Dr	34,90,00
Total - J. Reserve Fund		
Gross:	Cr	1,26,72,80
Investment:	Dr	34,90,00
K. Deposits and Advances		
(b) Deposits not bearing Interest		
8443 Civil Deposits		
101 Revenue Deposit	Cr	1,23,99
103 Security Deposit	Cr	2,11,05
104 Civil Court Deposit	Cr	1,69,66
105 Criminal Court Deposit	Dr	6,42
106 Personal Deposits	Dr	89,89,51
108 Public Works Deposit	Cr	92,50,08
121 Deposits in Connection with Elections	Cr	1
800 Other Deposits	Cr	2,07,30
Total - 8443 Civil Deposits	Cr	9,66,16
8449 Other Deposits		
120 Miscellaneous Deposits	Cr	2,07
Total - 8449 Other Deposits	Cr	2,07
Total -(b)Deposits not bearing Interest	Cr	9,68,23

NO. 16 - Contd.

Receipts	Disbursements	Closing Balance
(In thousand of rupees)		
6,00,79	1,95,57 Cr	52,79,81
1,22,20,71	79,50,44 Cr	5,70,02,78
10,00,00	... Cr	44,90,00
...	10,00,00 Dr	44,90,00
10,00,00	... Cr	44,90,00
...	10,00,00 Dr	44,90,00
...	... Cr	2,00,00
...	89,70,10 Cr	12,70
...	89,70,10 Cr	2,12,70
10,00,00	89,70,10 Cr	47,02,70
...	10,00,00 Dr	44,90,00
10,00,00	89,70,10 Cr	47,02,70
...	10,00,00 Dr	44,90,00
25	... Cr	1,24,24
23,95	15 Cr	2,34,85
...	... Cr	1,69,66
...	... Dr	(a) 6,42
49,23	(-) 89,28,79(*) Dr	(a)11,49
1,89,09,74	1,78,62,01 Cr	1,02,97,81
...	... Cr	1
...	15,00 Cr	1,92,30
1,89,83,17	89,48,37 Cr	1,10,00,96
...	... Cr	2,07
...	... Cr	2,07
1,89,83,17	89,48,37 Cr	1,10,03,03

(a) Adverse balance is under correspondence with the State Government (September 2008).

(*) Minus figure is due to adjustment of earlier years outstanding balances.

Head of Account	STATEMENT Opening Balance	
Part III- Public Account-Contd.		
K. Deposits and Advances- Concl.		
(c) Advances		
8550 Civil Advances		
101 Forest Advances	Dr	10,09,79
103 Other Departmental Advances	Dr	5,14,93
104 Other Advances	Dr	7,04
Total - 8550 Civil Advances	Dr	<u>15,31,76</u>
Total -(c)Advances	Dr	<u>15,31,76</u>
Total - K. Deposits and Advances	Dr	<u>5,63,53</u>
L. Suspense and Miscellaneous		
(b) Suspense		
8658 Suspence Accounts		
101 Pay and Accounts Office -Suspense	Dr	12,45,52
102 Suspense Account (Civil)	Dr	11,97,59
107 Cash settlement Suspense Account	Dr	19,15,79
109 Reserve Bank Suspense -Headquarters	Cr	1,03,23
110 Reserve Bank Suspense -Central Accounts Office	Cr	21,26,41
112 Tax Deducted at source(TDS) Suspense	Cr	8,81,99
113 Provident Fund Suspense	Dr	3,20
121 Additional Dearness Allowance Deposit Suspense Account (New)	Cr	7,16
123 A.I.S Officers' Group Insurance Scheme	Dr	2,19
129 Material Purchase settlement suspense Account	Dr	19,04,33
Total - 8658 Suspence Accounts	Dr	<u>31,49,83</u>
Total -(b)Suspense	Dr	<u>31,49,83</u>
(c) Other Accounts		
8670 Cheques and Bills		
103 Departmental Cheques	Cr	4,14
Total - 8670 Cheques and Bills	Cr	<u>4,14</u>
8671 Departmental Balances		
101 Civil	Dr	79,48
Total - 8671 Departmental Balances	Dr	<u>79,48</u>
8672 Permanent Cash Imprest		
101 Civil	Dr	59
104 Defence	Dr	3
Total - 8672 Permanent Cash Imprest	Dr	<u>62</u>
8673 Cash Balance Investment Account		
101 Cash Balance Investment Account	Dr	39,43,00
Total - 8673 Cash Balance Investment Account	Dr	<u>39,43,00</u>
Total -(c)Other Accounts	Dr	<u>40,18,96</u>
Total - L. Suspense and Miscellaneous	Dr	<u>71,68,79</u>

NO. 16 - Contd.

Receipts	Disbursements		Closing Balance
(In thousand of rupees)			
60,43,91	60,09,75	Dr	9,75,63
...	...	Dr	5,14,93
56	1,69	Dr	8,17
60,44,47	60,11,44	Dr	14,98,73
60,44,47	60,11,44	Dr	14,98,73
2,50,27,64	1,49,59,81	Cr	95,04,30
...	59,01	Dr	13,04,53
38,93	3,08,48	Dr	14,67,14
...	5,74	Dr	19,21,53
66,76	(-) 5,73,99(*)	Cr	7,43,98
4,45,33,01	2,53,76,20	Cr	2,12,83,22
(-) 3,48,91(*)	60	Cr	5,32,48
...	21,35	Dr	24,55
...	...	Cr	7,16
...	...	Dr	2,19
...	51,56	Dr	19,55,89
4,42,89,79	2,52,48,95	Cr	1,58,91,01
4,42,89,79	2,52,48,95	Cr	1,58,91,01
...	...	Cr	4,14
...	...	Cr	4,14
9,41,20	9,83,23	Dr	1,21,51
9,41,20	9,83,23	Dr	1,21,51
...	...	Dr	59
...	...	Dr	3
...	...	Dr	62
1,11,47,76,00	1,19,54,29,00	Dr	8,45,96,00
1,11,47,76,00	1,19,54,29,00	Dr	8,45,96,00
1,11,57,17,20	1,19,64,12,23	Dr	8,47,13,99
1,16,00,06,99	1,22,16,61,18	Dr	6,88,22,98

(*) Minus receipt/expenditure is due to adjustment of earlier years outstanding balances.

Head of Account	STATEMENT Opening Balance	
Part III- Public Account-Concl.		
M. Remittances		
(a) Money Orders, and other remittances		
8782 Cash Remittances and adjustments between officers rendering accounts to the same Accounts Officer		
101	Cash Remittances between Treasuries and Currency Chests	...
102	Public Works Remittances	Dr 1,04,28,78
103	Forest Remittances	Dr 4,46,19
105	Reserve Bank of India Remittances	Cr 4,18,69
Total - 8782 Cash Remittances and adjustments between officers rendering accounts to the same Accounts Officer		Dr 1,04,56,28
Total -(a)Money Orders, and other remittances		Dr 1,04,56,28
(b) Inter- Governmental Adjustment Account		
8786	Adjusting Account between Central and State Governments	
Total - 8786 Adjusting Account between Central and State Governments		Cr 2,10
8793	Inter-State Suspence Account	
201	Andra Pradesh	Dr 27,33
202	Assam	Dr 19,37
203	Meghalaya	Cr 67
204	Mizoram	Dr 3,65
205	Arunachal Pradesh	Cr 20
206	New Delhi	Cr 61
207	Maharastra	Dr 30
208	West Bengal	Dr 51
209	Manipur	Dr 9
210	Nagaland	Dr 16,51
211	Tripura	Dr 1,17
212	Uttar Pradesh	Cr @
213	Tamil Nadu	Dr 1,95
Total - 8793 Inter-State Suspence Account		Dr 69,40
Total -(b)Inter- Governmental Adjusting Account		Dr 67,30
		Dr 1,05,23,58
Total - Part - III Public Account		Cr 4,36,59,41
N. Cash Balance		
8999 Cash Balance		
101	Cash in Treasuries	
102	-Deposits with Reserev Bank	
104	- Remittance in Transit (Local)	
Total - N Cash Balance		
GRAND TOTAL RECEIPTS/DISBURSEMENT		

@ Rs 125/- only

NO. 16 - Concl'd.

Receipts	Disbursements	Closing Balance
(In thousand of rupees)		
21,27,26	21,27,26	...
14,86,59,64	14,78,70,31 Dr	96,39,45
93,30,40	98,56,98 Dr	9,72,77
(-) 2,79,52	... Cr	1,39,17
15,98,37,78	15,98,54,55 Dr	1,04,73,05
15,98,37,78	15,98,54,55 Dr	1,04,73,05
...	... Cr	2,10
...	(-) 13(*) Dr	27,20
#	1,78 Dr	21,15
...	... Cr	67
...	... Dr	3,65
...	... Cr	20
...	... Cr	61
...	... Dr	30
...	... Dr	51
...	... Dr	9
...	... Dr	16,51
...	... Dr	1,17
...	... Cr	@
...	... Dr	1,95
...	1,65 Dr	71,05
...	1,65 Dr	68,95
15,98,37,78	15,98,56,20 Dr	1,05,42,00
1,35,80,93,12	1,41,43,97,73 Dr	(-)1,26,45,20
1,68,77,93,55	1,72,36,83,24	
Opening Balance	Closing Balance	
35	50	
(-)24,83,37	(-) 3,81,06,04	
17,04,22	14,37,05	
(-)7,78,80	(-) 3,66,68,49(a)	
1,68,70,14,75	1,68,70,14,75	

(a) Plsesee see foot note (a) at page 51 below Statement No.7.

(*) Minus figure is due to adjustment of earlier years outstanding balances.

Rs. 250/- only.

STATEMENT

DETAILED STATEMENT OF DEBT AND OTHER INTEREST BEA

Description of Debt		Balance on 1st April 2007
(1)		(2)
E.	PUBLIC DEBT	
6003	Internal Debt of the State Government	
101	Market Loans	
	(a) Market Loans bearing Interest	4,45,56,00
103	Loans From Life Insurance Corporation of India	1,79,06
104	Loans From General Insurance Corporation of India	12,00
105	Loans From the National Bank for Agricultural and Rural Development	1,66,53,90
108	Loans From National Co-operative Development Corporation	4,68,99
109	Loans From Other Institutions	1,04,56,03
110	Ways and Means Advances From the Reserve Bank of India	55,64,00
111	Special Securities Issued to National Small Savings Fund of the Central Government.	4,96,60,48
800	Other Loans	2,33,22
	Total - 6003.Internal Debt of the State Government	12,77,83,68
6004	Loans and Advances from the Central Government	
01	Non-Plan Loans	
101	Loans to Cover Gap in Resources	13,87,25
102	Share of Small Savings Collections	14,98,28
201	House Building Advances	1,60
800	Other Loans	11,48,95
	Total- 01.Non-Plan Loans	40,36,08
02	Loans for State/Union Territory Plan Schemes	
101	Block Loans	3,58,85,09
	Total- 02.Loans for State/Union Territory Plan Schemes	3,58,85,09
03	Loans for Central Plan Schemes	
800	Other Loans	2,98,38
	Total- 03.Loans for Central Plan Schemes	2,98,38
04	Loans for Centrally Sponsored Plan Schemes	
800	Other Loans	12,03,47
	Total- 04.Loans for Centrally Sponsored Plan Schemes	12,03,47
05	Loans for Special Schemes	
101	Schemes of North Eastern Council	50,37,23
	Total- 05.Loans for Special Schemes	50,37,23
	Total - 6004.Loans and Advances from the Central Government	4,64,60,25
	Total- E. PUBLIC DEBT	17,42,43,93

NO. 17

RING OBLIGATIONS OF GOVERNMENT


Additions during the year	Discharges during the year	Balance on 31st March 2008
(3)	(4)	(5)
(In thousands of rupees)		
1,84,69,20	12,73,72	6,17,51,48
...	33,64	1,45,42
...	2,00	10,00
62,27,56	25,85,53	2,02,95,93
...	2,54,72	2,14,27
...	...	1,04,56,03
...	...	55,64,00
26,96,00	2,50,34	5,21,06,14
11,07,91	10,97,39	2,43,74
2,85,00,67	54,97,34	15,07,87,01
...	36,59	13,50,66
...	...	14,98,28
...	60	1,00
...	...	11,48,95
...	37,19	39,98,89
36,00	20,58,92	3,38,62,17
36,00	20,58,92	3,38,62,17
...	...	2,98,38
...	...	2,98,38
5,30,00	39,17	16,94,30
5,30,00	39,17	16,94,30
39,00	80,45	49,95,78
39,00	80,45	49,95,78
6,05,00	22,15,73(*)	4,48,49,52
2,91,05,67	77,13,07	19,56,36,53


(*) Includes a Debt relief of Rs. 20,20,61 thousands given by the Department of Expenditure, Ministry of Finance, Government of India on repayment to Debt consolidation and relief facility to States.


Description of Debt		STATEMENT Balance on 1st April,2007
(1)		(2)
I.	Small Savings, Provident Funds , etc	
(b)	State Provident Funds	
8009	State Provident Funds	
01	Civil	
101	General Provident Funds	4,75,14,41
102	Contributory Provident Fund	3,29,36
104	All India Services Provident Fund	14,15
	Total- 01.Civil	<u>4,78,57,92</u>
	Total - 8009.State Provident Funds	<u>4,78,57,92</u>
	Total- (b).State Provident Funds	<u>4,78,57,92</u>
(c)	Other Accounts	
8011	Insurance and Pension Funds	
107	State Government Employees' Group Insurance Scheme	48,74,59
	Total - 8011.Insurance and Pension Funds	<u>48,74,59</u>
	Total- (c).Other Accounts	<u>48,74,59</u>
	Total- I. Small Savings, Provident Funds , etc.	<u>5,27,32,51</u>
	Grand Total -	<u>22,69,76,44</u>


NO. 17 - Concl.

Additions during the year	Discharges during the year	Balance on 31st March,2008
(3)	(4)	
(In thousand of Rupees)		
1,16,07,40	77,45,08	5,13,76,73
...	...	3,29,36
12,52	9,79	16,88
1,16,19,92	77,54,87	5,17,22,97
1,16,19,92	77,54,87	5,17,22,97
1,16,19,92	77,54,87	5,17,22,97
6,00,79	1,95,57	52,79,81
6,00,79	1,95,57	52,79,81
6,00,79	1,95,57	52,79,81
1,22,20,71	79,50,44	5,70,02,78
4,13,26,38	1,56,63,51	25,26,39,31









PART- I
SUMMARISED STATEMENTS

PART - II
DETAILED ACCOUNTS AND OTHER STATEMENTS
SECTION – A. REVENUE AND EXPENDITURE

SECTION – B
DEBT, CONTINGENCY FUND AND PUBLIC ACCOUNT

STATEMENT NO. 12

A P P E

(Reference - Explanatory Note
PARTICULARS OF INVESTMENT AT THE END

	Number of Concerns	Investment to the end of 2005-2006	Dividend/ Interest received during the year	Number of concerns
	1	2	3	1
(In lakhs of rupees)				
1. Government Companies	5	8,96.01	...	5
2. Co-operative Bank , Societies etc	145	18,81.17	...	145
Total	150	27,77.18	...	150

NDIX – I**below Statement No. 2)
OF THREE YEARS ENDING MARCH 2008**

Investment to the end of 2006-2007	Dividend/ Interest received during the year	Number of concerns	Investment to the end of 2007-2008	Dividend/ Interest received during the year
2	3	1	2	3
(In lakhs of rupees)			(In lakhs of rupees)	
9,04,01	...	5	9,04,01	...
22,72.42	...	145	2,08,54.63	...
31,76.43	...	150	2,17,58.64	0.01(a)

(a) the detailed breakup of the dividend credited to Government Account has not been intimated ,as such, could not be shown against any particular group of investment.

APPENDIX .II

STATEMENT OF COMMITMENTS - LIST OF INCOMPLETE CAPITAL WORKS

Name of Project	Cost of work + Sanction order No (In lakhs of rupees)	Date of commencement	Target date of Completion	Revised Cost (if any) (In lakhs of rupees)	Expenditure upto 2007-2008 (In lakhs of rupees)	Remarks
F/C wall at Zemithing Township	15.00 SIFCD/W-03/04 dtd.29.03.04	2003-04	2008-09		3.79	
C/O FC wall at Upper Socktsen Village	15.00 SIFCD/W-03/04 dtd.26.03.04	2003-04	2008-09	-	3.6	
C/O FC drain at Paitho vill	8.00 No.SIFCD W-03/04 dtd.27.03.04	2003-04	2008-09	-	1.23	
C/O FC drain at Zemithang Township	8.00 No.SIFCD W-03/04 dtd.25.03.04	2003-04	2008-09	-	1.09	
C/O FC drain/wall at Lower Shocktsen	10.00 No.SIFCD W-03/04 dtd.26.03.04	2003-04	2008-09	-	2.29	
F/C work at Simipam area to protect Simipam village (P/wall - 156m)	5.00 No.SIFCD W-13/2002-03 dtd.13.03.03	2002-03	2008-09	-	2.56	
F/C work near H.S. School Singchung (P/Wall - 90m)	3.00 No.SIFCD W-13/2002-03 dtd.11.03.03	2003-04	2008-09	-	0.98	
F/P work at Morshing at Choten river to protect Morshing village(P/Wall - 55m)	3.00 No.SIFCD W-13/2002-03 dtd.11.03.03	2003-04	2008-09		1.48	
F/P work to protect building behind EE's power residence at Bomdila (P/wall -22.85m)	3.00 SIFCDE/IC(BDL)/2/2005-06 dtd. 17.01.06	2005-06	2008-09	-	1.72	
F/P work near SSB colony at Bomdila Township (P/Wall-34m)	3.00 SWRD/IC(BDL)/04/2005-06 dtd. 20.03.07	2006-07	2008-09	-	0.76	
F/C work at Jungpam under Rupa Section (P/Wall-42m)	2.00 SWRD/IC(BDL)/2/2006-07 dtd. 23.03.07	2006-07	2008-09	-	0.42	
F/C work on Chokhou River at Chug Village (P/Wall -42m)	2.00 SWRD/IC (BDL)/2/2006-07 dtd. 23.03.07	2006-07	2008-09	-	0.05	
F/c work at Aming Nalah	1.50 SIFCD/W-13/2002-03 dtd. 19.03.03	2002-03	2008-09	-	1.19	

APPENDIX .II- Contd

STATEMENT OF COMMITMENTS - LIST OF INCOMPLETE CAPITAL WORKS

Name of Project	Cost of work + Sanction order No (In lakhs of rupees)	Date of commencement	Target date of Completion	Revised Cost (if any) (In lakhs of rupees)	Expend i-ture upto 2007-2008 (In lakhs of rupees)	Remarks
F/C work at Bana 3 km damage point	3.00 SIFCD/W-13/2002-03 dtd. 13.03.03	2002-03	2008-09	-	1.78	
F/C work at Tako Soro Agril field at T/sima	2.00 SIFCD/W-13/2002-03 dtd. 13.03.03	2002-03	2008-09	-	0.66	
F/C work at Lungdung I.B. & PVT Residence	4.00 SIFCD/W-13/2002-03 dtd. 13.03.03	2002-03	2008-09	-	3.16	
F/P work in between boys hostel and bazaar line at Bameng	4.00 SIFCD/W-13/2002-03 dtd. 12.03.03	2002-03	2008-09	-	0.65	
F/C work over Kameng river co-operative horti firm near 8 km Sepa – Chyang Tajo road	1.50 SIFCD/W-13/2002-03 dtd. 13.03.03	2002-03	2008-09	-	0.38	
F/C work at Dikalmukh river at Dikalmukh	5.00 SIFCD/W-13/2002-03 dtd. 12.03.03	2002-03	2008-09	-	2.37	
F/P work near Middle School to protect Bridge and field at Rillo	2.00 SIFCD/W-13/2002-03 dtd. 12.03.03	2002-03	2008-09	-	0.70	
F/P work at Basar Nallah I.V. School and Medical Complex	6.24 SIFCD/W-30/96 dtd. 26.03.98	1998-99	2008-09	-	5.04	
F/P work at Jolong	3.92 SIFCD/W-30/96 dtd. 06.03.97	1996-97	2008-09	-	3.09	
F/P work at Yamsu nallah towards Chandranagar side down stream	3.32 IFC/Seckt.-6/95 dtd. 13.03.96	1996-97	2008-09	-	2.74	
F/P work at Yappe Nallah	2.99 IFC/Seckt.-6/95 dtd. 13.03.96	1996-97	2008-09	-	1.90	
River protection work Ch 2.00 near Dokso Nallah on the road from Itanagar Gohpur road to Ganga lake	9.25 SPWD/W/AA&ES/91-92 dtd. 18.02.92	1991-92	2008-09	-	8.34	
F/P work at Sanki river to Market area of Chandranagar at Itanagar (Spur & Boulder create wall 250 Mtr.)	7.61 IFC/Seckt.-6/95 dtd. 11.03.96	1995-96	2008-09	-	6.34	

APPENDIX .II- Contd

STATEMENT OF COMMITMENTS - LIST OF INCOMPLETE CAPITAL WORKS

Name of Project	Cost of work + Sanction order No (In lakhs of rupees)	Date of commencement	Target date of Completion	Revised Cost (if any) (In lakhs of rupees)	Expenditure upto 2007-2008 (In lakhs of rupees)	Remarks
F/P work on F&G Sector, Itanagar over nallah near R.K. Mission	2.00 SIFCD/W-30/96 dtd. 26.03.98	1997-98	2008-09	-	1.23	
F/P work on Disa river near NM House and paddy field at Kenebung Village	2.00 SIFCD/W-30/96 dtd. 26.03.98	1997-98	2008-09	-	1.97	
F/P work on Kukurjan Nallah	4.00 SIFCD/W-3/2000-01 dtd. 26.03.01	2000-01	2008-09	-	2.14	
F/C work at Poma River Near Mokomoli	5.10 SIFCD/W-3/2000-01 dtd. 26.03.01	2000-01	2008-09	-	2.65	
F/P work on Moin Nallah at Moin village	1.00 DPO/PP/AOP-60/2002-03 dtd. 19.03.03	2002-03	2008-09	-	0.26	
F/P work at Lower Putung for Takap Agril field on way to Gohpur	2.00 SIFCD/W-13/2002-03 dtd. 25.03.03	2002-03	2008-09	-	0.41	
F/C work at Jully Village (2km Point)	4.00 SIFCD/W-13/2002-03 dtd. 25.03.03	2002-03	2008-09	-	1.17	
F/C work at Kaku Stream to protect Sango Happa	5.57 SIFCD/W-3/2000-01 dtd. 03.04.01	2000-01	2008-09	-	3.52	
F/P work at Tashi Village	4.907 SIFCD/W-30/96 dtd. 16.03.98	1997-98	2008-09	-	2.35	
F/C work at sagalee to Protect IFCD Qtrs and other Govt. residential Qtr.	4.75 SIFCD/W-13/2002-03 dtd. 26.08.03	2002-03	2008-09	-	4.26	
F/P work for river Lagun at Naharlagun (Sh:- B/Created Wall from Dam site to very Deptt.)	25.89 SPWD/W/AA&ES/91-92 dtd. 06.03.95	1996-97	2008-09	-	22.75	
C/O R/Wall to protect Forest Colony near Industrial Estate , Naharlagun	8.45 IFC/Sectt-6/95 dtd. 13.03.96	1996-97	2008-069	-	4.42	

APPENDIX .II- Contd

STATEMENT OF COMMITMENTS - LIST OF INCOMPLETE CAPITAL WORKS

Name of Project	Cost of work + Sanction order No (In lakhs of rupees)	Date of commencement	Target date of Completion	Revised Cost (if any) (In lakhs of rupees)	Expend i-ture upto 2007-2008 (In lakhs of rupees)	Remarks
C/O boulder crating Wall on Pachin river existing Colony at Naharlagun opposite to Old Sectt. Complex i.e. Rampur Village & Nallah between National Cinema Hall & National Sevalal Office	11.30 IFC/Sectt-6/95 dtd. 23.03.96	1995-96	2008-09	-	9.69	
F/P work near Check Nallah at E-Sector Naharlagun	4.37 IFC/Sectt-6/95 dtd. 13.03.96	1995-96	2008-09	-	3.06	
F/C work at Sai Yari Vidya Niketan	4.00 SIFCD/W-30/96 dtd. 10.03.97	1996-97	2008-09	-	2.75	
F/P work over Rakap Nallah at A-Sector Naharlagun near Everest Engg.	7.00 SIFCD/W-30/96 dtd. 10.03.97	1996-97	2008-09	-	4.72	
F/C work at Rose Village at left bank of Dikrong river near Sursension bridge	5.00 SIFCD/W-30/96 dtd. 26.03.98	1997-98	2008-09	-	2.58	
F/C work from Talam Pawa to Tikdo ghat on Dikrong river (PH-I)	4.00 SIFCD/W-30/96 dtd. 17.03.98	1997-98	2008-09	-	2.54	
F/C works on Balijan river for Protection of Balijan town and Balijan MIP	2.97 SIFCD/W-30/96 dtd. 26.03.98	1997-98	2008-09	-	2.92	
F/C work at Kel river under Yachuli	3.26 SIFCD/W-30/2002-03 dtd. 21.03.03	2002-03	2008-09	-	0.59	
F/C work at Suil river under Joram village	3.26 SIFCD/W-30/2002-03 dtd. Nil	2002-03	2008-09	-	1.44	
F/C work at Talo village Yachuli Sub-Division	3.26 SIFCD/WE-3/2002-03 dtd. Nil	2002-03	2008-09	-	1.69	
F/C work at Yania Sepa (at PAB river at Neelam)	3.00 SIFCD/W-03/2004 dtd. 25.03.04	2002-03	2008-09	-	1.31	
F/C work at Dollungmukh village	4.48 SIFCD/W-03/2002-03 dtd. 21.03.03	2002-03	2008-09	-	3.53	

APPENDIX .II- Contd

STATEMENT OF COMMITMENTS - LIST OF INCOMPLETE CAPITAL WORKS

Name of Project	Cost of work + Sanction order No (In lakhs of rupees)	Date of commencement	Target date of Completion	Revised Cost (if any) (In lakhs of rupees)	Expend i-ture upto 2007-2008 (In lakhs of rupees)	Remarks
F/C work at Patrijo under Deed Rakhe	4.00 SIFCD/W-03/2002-03 dtd. 24.03.03	2002-03	2008-09	-	3.05	
F/C work at Bokpen nallah at Lumri village	2.00 SIFCD/E/IC(ZIRO)/9/2 005-06	2005-06	2008-09	-	0.45	
F/C work at Parsi Parlo under Koloiang	4.00 SIFCD/W-03/2002-03 dtd. 24.03.03	2002-03	2008-09	-	2.72	
F/C work at Damin I & II	8.00 SIFCD/W-03/2002-03 dtd. 18.03.03	2002-03	2008-09	-	3.21	
F/C work at Pari under Chambang Circle	3.27 SIFCD/W-03/2002-03 dtd. 25.03.03	2002-03	2008-09	-	1.50	
F/C work at Pare river under Chambang	3.00 SIFCD/W-03/2003-04 dtd. 18.03.04	2003-04	2008-09	-	0.92	
F/C work at Yakriang at Nyapin circle	4.19 SIFCD/W-03/2002-03 dtd. 21.03.03	2002-03	2008-09	-	2.90	
F/C work at Suki river for Boku Village under	4.19 SIFCD/W-03/2002-03 dtd. 27.03.03	2002-03	2008-09	-	3.33	
F/C work at Sangram Town near C.O. office Sangram	3.00 SIFCD/E/IC(ZIRO)/6/2 005-06	2005-06	2008-09	-	0.30	
F/C work at Yazhi Yami Nallah Palin	2.00 SIFCD/E/IC(ZIRO)/5/2 005-06	2005-06	2008-09	-	0.23	
F/C work for Rukpe Bogpen at Dere nalo	2.00 SIFCD/DC/DRJ/12/200 5-06 dtd 15.02.06	2006-07	2008-09	-	1.07	
F/C work at Pakam colony near peoncolony at Daporijo (Jibu)	1.50 SIFCD/DC/DRJ/3/2005 -06 dtd 15.02.06	2006-07	2008-09	-	0.05	

APPENDIX .II- Contd

STATEMENT OF COMMITMENTS - LIST OF INCOMPLETE CAPITAL WORKS

Name of Project	Cost of work + Sanction order No (In lakhs of rupees)	Date of commencement	Target date of Completion	Revised Cost (if any) (In lakhs of rupees)	Expend i-ture upto 2007-2008 (In lakhs of rupees)	Remarks
F/C work on Menga river near BRTF bridge at Menga vill	2.00 SIFCD/DC/DRJ/01/05-06 dtd 16.2.06	2006-07	2008-09	-	1.09	
F/C on Sigen river to protect agril field at Hankar vill	2.00 SIFCD/DC/DRJ/10/2005-06 dtd 16.02.06	2006-07	2008-09	-	0.61	
F/C work at Giri vill	2.00 SIFCD/DC/DRJ/11/2005-06 dtd 14.02.06	2006-07	2008-09	-	0.80	
C/o RRM wall to protect Division/ sub divn. Office at Drj	4.00 SIFCD/DC/DRJ/2/2005-06 dtd 16.02.06	2007-08	2008-09	-	0.10	
F/C work at Ngusi (Orak vill) under Lemiking	7.84 SIFCD/W-13/2002-03 dtd 20.03.03	2003-04	2008-09	-	5.53	
F/C work at Keojaring vill Phase-II	16.96 SIFCD/W-13/2002-03 dtd 27.03.03	2003-04	2008-09	-	9.45	
F/C work at Nokemoring Ningtemuring vill	8.28 SIFCD/W-13/2002-03 dtd 20.03.03	2003-04	2008-09	-	5.10	
F/C work for Ngokoro at Bogne vill	2.00 SIFCD/DC/DRJ/07/05-06 dtd 08.02.06	2006-07	2008-09	-	0.74	
F/C work at Rigia vill	1.50 SIFCD/DC/DRJ/04/05-06 dtd 07.02.06	2006-07	2008-09	-	0.68	
F/C work to protect Siyum ME school compound under Nacho IFCD	1.00 DIFC/SCH-487/05-06 dtd 01.03.06	2006-07	2008-09	-	0.67	
F/C work at Sei river at Basar	2.00 SIFCD/DC/BSR/06/05-06 dtd 14.02.05	2005-06	2008-09	-	2.00	
F/C work at Kidi river at Basar	2.00 SIFCD/DC/BSR/07/05-06 dtd 17.02.05	2005-06	2008-09	-	1.09	

APPENDIX .II- Contd

STATEMENT OF COMMITMENTS - LIST OF INCOMPLETE CAPITAL WORKS

Name of Project	Cost of work + Sanction order No (In lakhs of rupees)	Date of commencement	Target date of Completion	Revised Cost (if any) (In lakhs of rupees)	Expend i-ture upto 2007-2008 (In lakhs of rupees)	Remarks
F/C work at Pere stream under Kadi village	2.00 SIFCD/DC/BSR/08/05-06 dtd Nil	2005-06	2008-09	-	2.00	
F/C work at Degorijo at Rilul	2.00 SIFCD/DC/BSR/01/05-06 dtd Nil	2005-06	2008-09	-	1.14	
F/C work at Nonoi river at Dipa at Likabali	7.00 SIFCD/DC/BSR/10/05-06 dtd Nil	2005-06	2008-09	-	4.82	
F/P work at Tai vill (Ph-II)	10.05 SPWD/W/AA&ES/7/88 dtd. 08.03.90	1988-89	2008-09	-	8.65	
F/P work at Pobdi Kabu Roing Gaki	24.36 SPWD/W/AA&ES/ dtd. 21.02.91	1991-92	2008-09	-	24.38	
F/C at Mebbu area WRC field of Kenli Ete at Along	10.144 SIFCD/W-30/96 dtd.21.03.97	1996-97	2008-09	-	3.87	
F/C work at Kamdi Vill under Along sub-Division	1.00 WS/DEV/ENG-12/99-2000	1999-2k	2008-09	-	0.49	
F/C work at Sibirijo at Gakodapo	2.00 SIFCD/W-30/96 dtd.08.02.2000	1999-2k	2008-09	-	1.6	
F/C work at Essirite M.E. School	1.00 WS/DEV-93/FDR/11/2K-01	2000-01	2008-09	-	0.85	
F/C work at Badak village	2.00 SIFCD/DC/BSR/05-06	2005-06	2008-09	-	0.82	
F/C work at Mebbu at Meddi	2.50 SIFCD/DC/BSR/05-06	2005-06	2008-09	-	0.00	
F/C work at Tai Middle School	2.00 SIFCD/DC/BSR/19/05-06	2005-06	2008-09	-	0.42	
F/C work at Bassam WRC field at Gemo Yijo village	2.00 SIFCD/DC/BSR/03/05-06	2005-06	2008-09	-	0.18	

APPENDIX .II- Contd

STATEMENT OF COMMITMENTS - LIST OF INCOMPLETE CAPITAL WORKS

Name of Project	Cost of work + Sanction order No (In lakhs of rupees)	Date of commencement	Target date of Completion	Revised Cost (if any) (In lakhs of rupees)	Expend i-ture upto 2007-2008 (In lakhs of rupees)	Remarks
F/C work on Biji at Paya	3.00 SIFCD/DC/BSR/13/05-06	2005-06	2008-09	-	3.11	
F/C work at Yonkoriyo (Nyunkorijo) WRC field	2.00 SIFCD/DC/BSR/16/05-06	2005-06	2008-09	-	0.20	
F/C work at upper and Lower Hiki Dapo RC field	1.36 SIFCD/DC/BSR/12/05-06	2005-06	2008-09	-	0.00	
F/C work at Sipe WRC field of Sijir	2.50 SIFCD/DC/BSR/04/05-06	2005-06	2008-09	-	0.18	
F/C work at Mebbu near Karpu Kendra Vidyalaya	3.00 SIFCD/DC/BSR/04/05-06	2005-06	2008-09	-	2.95	
F/C work at Yembu stream at Pobdi	3.00 SIFCD/DC/BSR/05/05-06	2005-06	2008-09	-	2.60	
F/C work at Dolek area at Dupu village	3.00 SIFCD/DC/BSR/17/05-06	-	2008-09	-	2.30	
F/C work at Sipeng river at Pankeng village	5.00 SIFCD/DC/BSR/14/05-06	-	2008-09	-	1.52	
F/P work to protect kepling area at Dalbing village	5.00 SWRD/E/DC/YKG/6/2 006-07 dtd. 23.03.07	2006-07	2008-09	-	0.86	
F/P work at Yoying area at Damro village	5.00 SWRD/E/DC/YKG/3/2 006-07 dtd. 20.03.07	2006-07	2008-09	-	0.86	
C/O of drainage system to protect WRD Division Store at Yingkiong	10.00 SWRD/E/DC/YKG/5/2 006-07 dtd. 23.03.07	2006-07	2008-09	-	1.82	
F/P work to protect Goyeng WRC field at Komkar village	4.80 SWRD/E/DC/YKG/9/2 006-07 dtd. 26.03.07	2006-07	2008-09	-	0.13	

APPENDIX .II- Contd

STATEMENT OF COMMITMENTS - LIST OF INCOMPLETE CAPITAL WORKS

Name of Project	Cost of work + Sanction order No (In lakhs of rupees)	Date of commencement	Target date of Completion	Revised Cost (if any) (In lakhs of rupees)	Expend i-ture upto 2007-2008 (In lakhs of rupees)	Remarks
C/O of drainage system to protect Sibokorong at Gosang Village	5.00 SWRD/E/DC/YKG/4/2 006-07 dtd. 21.03.07	2006-07	2008-09	-	0.00	
C/O RCC wall to protect Boying area at Bomdo Village	5.00 SWRD/E/DC/YKG/7/2 006-07 dtd. 20.03.07	2006-07	2008-09	-	0.30	
F/P work to protect WRD office Complex at Tutung	8.00 SWRD/E/DC/YKG/8/2 006-07 dtd. 23.03.07	2006-07	2008-09	-	2.33	
F/C work on Ruksin river to protect Horticulture	1.00 ESD/Misc- 65/07/PT/15-21 dtd. Nil	2006-07	2008-09	-	0.74	
F/C work at Jone korong at Rayang village	1.50 ESD/Misc-65/07/PT/8- 14 dtd. Nil	2006-07	2008-09	-	0.33	
F/C work on Dew river at Debing village	1.50 ESD/Misc-65/07/PT/8- 14 dtd. Nil	2006-07	2008-09	-	0.28	
F/C work on Sille river to protect Site WRC field	1.00 ESD/Misc- 65/07/PT/15-21 dtd. Nil	2006-07	2008-09	-	0.59	
F/C work at Tanu-Sille river at Oyan village	1.00 ESD/Misc- 65/07/PT/15-21 dtd. Nil	2006-07	2008-09	-	0.62	
F/C work at Mer village	2.00 SIFC-4/IC/Psg/05-06 dtd. 18-01-06	2006-07	2008-09	-	1.06	
F/C work to protect Rikruk WRC field at Ayeng	2.16 ESD/Misc- 65/07/PT/71-77 dtd. Nil	2006-07	2008-09	-	0.25	
F/C work to protect Tali WRC field at Mottum	3.00 ESD/Misc- 65/07/PT/22-28 dtd. Nil	2006-07	2008-09	-	0.43	
F/C work to protect Rukkep WRC field at Borguli	2.00 ESD/Misc- 65/07/PT/50-60 dtd. Nil	2006-07	2008-09	-	0.63	

APPENDIX .II- Contd

STATEMENT OF COMMITMENTS - LIST OF INCOMPLETE CAPITAL WORKS

Name of Project	Cost of work + Sanction order No (In lakhs of rupees)	Date of commencement	Target date of Completion	Revised Cost (if any) (In lakhs of rupees)	Expend i-ture upto 2007-2008 (In lakhs of rupees)	Remarks
F/C work on Kadang river to protect Kiyit WRC	2.00 ESD/Misc-65/07/PT/50-60 dtd. Nil	2006-07	2008-09	-	0.73	
F/C work on Tabi Korong to protect WRC field at	1.50 ESD/Misc-65/07/PT/8-14 dtd. Nil	2006-07	2008-09	-	0.80	
F/C work on Padu Koro at Namey Village	1.00 ESD/Misc-65/07/PT/15-21 dtd. Nil	2006-07	2008-09	-	0.18	
F/C work at Nari town to protect football field/SDO	25.00 SWRD/1/E(Psg)/06-07/999-06	2006-07	2008-09	-	0.48	
F/C work on Rabung river to protect Moma agril land area at Boleng	4.70, 50m SIFCD-1/IC/Psg/05-06 dtd. 18.01.06	2005-06	2008-09	-	3.22	
F/C work on Yambung river to protect Deyong area	2.00 ESD/Misc-65/07/PT/50-60 dtd.Nil	2006-07	2008-09	-	0.44	
F/C work on Bambang stream at Riga village	2.00 ESD/Misc-65/07/PT/50-60 dtd.Nil	2006-07	2008-09	-	0.31	
F/C work on Sissen river at Sissen village	1.00 ESD/Misc-65/07/PT/15-21 dtd.Nil	2006-07	2008-09	-	0.39	
F/C work on Jorang Korong to protect WRC field	1.00 ESD/Misc-65/07/PT/15-21 dtd.Nil	2006-07	2008-09	-	0.36	
F/C work on Rapur river at Sitang Village	1.60 ESD/Misc-65/07/PT/65-70 dtd.Nil	2006-07	2008-09	-	0.33	
F/C work on Simang river to protect Sine village	1.56 ESD/Misc-65/07/PT/57-64 dtd.Nil	2006-07	2008-09	-	0.36	
F/P Work at Jia River at Parbuk	5.00 SWRD/NC/RNG-03/06-07 dtd 20-3-07	2006-07	2008-09	-	2.13	

APPENDIX .II- Contd

STATEMENT OF COMMITMENTS - LIST OF INCOMPLETE CAPITAL WORKS

Name of Project	Cost of work + Sanction order No (In lakhs of rupees)	Date of commencement	Target date of Completion	Revised Cost (if any) (In lakhs of rupees)	Expenditure upto 2007-2008 (In lakhs of rupees)	Remarks
F/P Work at Samak River to protect Samak MIP	5.00 SWRD/NC/RNG-04/06-07 dtd 21-03-07	2006-07	2008-09	-	3.09	
F/P Work on Baliyan River near Haju to protect	12.00 SIFCD/NC/Tezu/06/05-06 dtd 16/2	2005-06	2008-09	-	4.91	
F/C Work at Bali Nallah of Nanglow Khamyang	3.00 SIFCD/NC/Tezu/13/05-06 Dt.15	2005-06	2008-09	-	1.00	
F/C Work on Charju river behind Kali Temple	20.00 SIFCD/W-3/2000-01	2000-01	2008-09	-	11.29	
F/C Work on Lomposi pathar at Namsang village	2.00 DWRD/FC-1/2006-07	2006-07	2008-09	-	0.28	
FC Work of Sipinipathar at Sipini village	2.00 DWRD/FC-2/2006-07	2006-07	2008-09	-	0.28	
FC Work at Tirath River at Borduria village	1.25 DWRD/FC-4/2006-07	2006-07	2008-09	-	0.18	
Soil Investigation of sinking and sliding of Khonsa	12.85 SPWD/E/AA7ES/92-93	1992-93	2008-09	-	8.96	
FC Work to protect V.K.V. at Niauxa	3.00 DWRD/FC-11/2006-07	2006-07	2008-09	-	0.42	
FC Work at Rohtongshi at Wanu village	3.00 DWRD/FC-10/2006-07	2006-07	2008-09	-	0.42	
C/O SP type Qtr. For EE IFCD Tawang	8.00 SIFCD/W/03/2000-01 Dt. 23/3/01	2000-01	2008-09	-	1.31	
C/O compound wall at I&FCD complex, Chimpu (Ph-I)	20.00 SIFCD/W-13/2002-03 Dt 24/3/03	2002-03	2008-09	-	21.00	
C/O compound wall at I&FCD complex, Chimpu (Ph-II)	60.00 SWRD/E/ITA/9/2006-07 dt 7/3/08	2006-07	2008-09	-	23.56	
C/O SPT-III Qtr.2 nos with B/Walling for JE and TA at	9.97 SIFCD/W-30/96 dt. 23/3/97	96-97	2008-09	-	4.88	
C/O SPT-III Qtr. with B/Walling for Divisional at	8.90 SIFCD/W-30/96 dt. 31/3/97	96-97	2008-09	-	1.08	

APPENDIX .II- Contd

STATEMENT OF COMMITMENTS - LIST OF INCOMPLETE CAPITAL WORKS

Name of Project	Cost of work + Sanction order No (In lakhs of rupees)	Date of commencement	Target date of Completion	Revised Cost (if any) (In lakhs of rupees)	Expend i-ture upto 2007-2008 (In lakhs of rupees)	Remarks
C/O SPT-1 no. Qtr.1 nos with B/Walling for	3.47 SIFCD/W-30/96 dt. 21/3/97	96-97	2008-09	-	0.71	
C/O SPT B.Barrack for EE's staff at Daporijo	12.62 SIFCD/W-30/96 dtd 31.3.97	97-98	2008-09	-	14.13	
C/O SPT III qtr 2 Nos. for SE. staff at Daporijo	13.00 SIFCD/W-3/01-02 dtd 30.03.02	2001-02	2008-09	-	1.19	
C/O Approach road to SE Complex at Daporijo Phase-II	10.00 SIFCD/W-3/01-02 dtd 27.03.02	2001-02	2008-09	-	7.99	
Provision for land revenue for Bldg.	1.00 DIFC/SCH-320/98-99 dtd 12.3.99	1999-00	2008-09	-	0.00	
C/O Security fenshing for Divisional store at Basar	8.00 SIFCD/W-13/02-03 dtd 12.3.03	2002-03	2008-09	-	6.62	
C/O SPT-III Qtr for ASW/DA/JE at Yingkiong	17.40 SIFCD/W-3/2000-01 Dt. 31-03-01	2000-01	2008-09	-	0.05	
Const. Of SPT Type III Qtr. For JE at Sunpura	3.96 SIFCD/W-30/96 Dt. 23.03.97	96-97	2008-09	-	3.96	
Development of Infrastructure for IFCD at Hawaii (now WRD)	99.50 SWRD/W-20/2006-07 dtd 31.01.2007	2006-07	2008-09	-	79.88	
SPT Labour Barrack at Manmao	4.00 SIFCD/W-30/96 Dt. 21/03/97	96-97	2008-09	-	2.69	
Providing Security fencing around Divisional Complex at Bordumsa	9.03 SIFCD/W-30/96 Dtd 16/03/08	97-98	2008-09	-	8.23	
Land Value/ Revenue for procurement of land at Bordumsa and Mohanbari	2.20 SIFCD/W-30/96 Dt 2/12/97	97-98	2008-09	-	1.20	
SPT Office building for Drilling at Miao	10.84 SIFCD/W-30/96 Dtd 8/1/96	96-97	2008-09	-	1.02	

APPENDIX .II- Contd

STATEMENT OF COMMITMENTS - LIST OF INCOMPLETE CAPITAL WORKS

Name of Project	Cost of work + Sanction order No (In lakhs of rupees)	Date of commencement	Target date of Completion	Revised Cost (if any) (In lakhs of rupees)	Expenditure upto 2007-2008 (In lakhs of rupees)	Remarks
SPT-III Qtr. For JE at Khonsa	4.89 SIFCD/W-58/99	1999-2000	2008-09	-	3.89	
SPT-II Qtr. For AE's Staff at Khonsa	4.02 SIFCD/W-58/99	1999-2000	2008-09	-	0.65	
C/O SPT-III Qtr. For JE at Longding	4.93 SIFCD/W-30/96	1996-97	2008-09	-	3.57	
Cost of land revenue for residential/ non-residential building under IFCS D Longding	0.25 DEV-190/98-99	1999-2000	2008-09	-	0.11	
Impv. Of W/S at Daporijo Township	397.79 Q-12041/1/2002 CPHEEO dt 26-02-03	2001-02	Jun-05	-	407.39	Under NLC PR
Aug. of W/S to Namsai Township	674.34 K-14011/7/2003- UD.III. (Arun. Pradesh) Pt-IV	2005-06	Dec'08	-	238.30	Under 10% L/S Provision for NE Region
Impv. W/S at Roing Township	404.76 Q-12041/2/2000 CPHEEO dtd 1.2.2001	-	-	-	Nil	
Providing W/S at Tawang Township	949.48 K-14011/7/2003- UD.III. (Arun. Pradesh) Pt-III	-	-	-	148.90	
Black topping of RLR from main road to Khirmey vill.	8.64 RWD/Sectt-46/97 dt 01-12-97	97-98	-	-	7.62	
RLR from Bonleng to Kharung vill.	9.52 RWD/Sectt-1/99-00 Dt. 10-02-00	99-00	-	-	1.41	
RLR from Nuranag Intake point to Jang (Ph-I)	9.86 RWD/Sectt-1/99-00 Dt. 10-02-00	99-00	-	-	1.06	
Road side Plantation along RLR from Khirmu middle school to Werkhar Vill.	1.00 EE/TRW/SC/SCE- 01/03-04 dt 22/3/04	03-04	-	-	0.00	

APPENDIX .II- Contd

STATEMENT OF COMMITMENTS - LIST OF INCOMPLETE CAPITAL WORKS

Name of Project	Cost of work + Sanction order No (In lakhs of rupees)	Date of commen- cement	Target date of Comple- tion	Revised Cost (if any) (In lakhs of rupees)	Expend i- ture upto 2007- 2008 (In lakhs of rupees)	Rema rks
Improvement and widening of RLR from Manpat to Pharmey vill.	10.00 RWD/Sectt-1/99-00 Dt 10.02.00	99-00	-	-	5.38	
WRSB over river Mondalaphuding vill.	8.31 RWD/Sectt-37/96 Dt 06-03-97	96-97	-	15.09	8.83	
WRSB over Khadiya river in between Thirzino and Karangania	4.80 RWD/Sectt-37/96 Dtd 25-03-07	96-97	-	11.87	6.30	
Improvement & soiling / mettaling and black topping of RLR from U/Dzong to Gompa	4.24 RWD/Sectt-1/99-00 Dtd 10-02-00	99-00	-	-	1.75	
RLR from Nafra to upper Dzong vill Ph II	13.31 RWD/Sectt-01/00-01 Dtd 23/03/01	99-00	-	-	3.21	
C/o RLR from Saddle to TV Tower	5.13 RWD/Sectt-01/00-01 Dtd 13/03/01	00-01	-	-	1.00	
C/o RLR from 6 km point to Watte Cheda	12.23 RWD/Sectt-36/95 Dtd 16-02-95	95-96	-	33.20	17.90	
C/o WRSB over river Pasha at Sebibo	14.74 RWD/Sectt-1/00-01 Dtd 14-03-01	00-01	-	-	1.21	
C/o of CC drain on RLR from Seppa to Pabua (Ph-I)	7.50 SWRD-1/2003-04/273 Dtd 26/03/04	2003-04	-	-	0.10	
CC drain from Jayanti to Fengche	4.50	2003-04	-	-	-	
Avenue plantation on RLR from Pabua to Jedudada	1.00 EK/R/SCH-180/99-00 Dtd 30/1/00	99-00	-	-	0.10	
Special repair & maintenance of WRSB in C/Tajo area	3.00 RWD/Sectt-1/99-00 Dtd 30/3/01	00-01	-	-	0.71	
WSB over Dikrong river in between Chiputa & Rose	28.70 RWD/Sectt-27/93 Dtd 22-03-94	93-94	-	28.96	28.96	
WSB over Dikrong river in between Midpu & Lekha	28.68 RWD/Sectt-72/94 Dtd 11-3-94	93-94	-	-	28.68	

APPENDIX .II- Contd

STATEMENT OF COMMITMENTS - LIST OF INCOMPLETE CAPITAL WORKS

Name of Project	Cost of work + Sanction order No (In lakhs of rupees)	Date of commencement	Target date of Completion	Revised Cost (if any) (In lakhs of rupees)	Expend i-ture upto 2007-2008 (In lakhs of rupees)	Remarks
WSB over Kakoi river in between Kakoi I & II	16.60 RWD/Sectt-26/92 Dtd 19-04-92	92-93	-	22.00	21.68	
Approach road pachin colony to Ragio Happa	1.90 RWD/Sectt-46/97 Dtd 4-3-98	97-98	-	-	1.23	
RLR from PWD road point Tigdo Ghat	5.08 RWD/Sectt-1/99-00 Dtd 10-02-00	99-00	-	-	2.93	
RLR from PWD road to Datt vill	9.46 RWD/Sectt-72/94 Dtd 2/1/95	94-95	-	13.48	10.72	
Steel Bridge in New Dokoso nallah in between main road to Chini vill	20.26 RWD/Sectt/37/96 Dtd 31/03/97	96-97	-	25.00	21.35	
RLR from Balijan HQ to Garung Karbi vill.	14.95 RWD/Sectt-46/97 Dtd 24/3/98	97-98	-	-	4.82	
RLR from main road to Batt vill.near Ganga lake	5.31 RWD/Sectt-1/99-00 Dtd 22-02-00	99-00	-	-	1.46	
WSB over Pachin river in between Chimpu and Jolly	9.60 RWD/Sectt-72/94 Dt 31/3/95	94-95	-	22.81	22.21	
RLR from GREF road to Khemling	16.30 RWD/Sectt-27/92 Dt 18-2-92	91-92	-	-	15.69	
RLR from Yayi to Dakte Hoj.	7.39 RWD/Sectt-37/96 Dt 6-3-97	96-97	-	14.50	7.40	
RLR from Gai I.V. school to Khyate vill	19.30 RWD/Sectt/46/97 Dt 18-3-98	97-98	-	-	7.91	
WRSB over river Hote in between Hote and Mango (Hinso)	12.51 RWD/Sectt/1/99/00 Dt 10/2/00	99-00	-	-	1.60	
Avenue plantation along RLR from secondary school Tangabari	1.00 RWD/POMA/LP/159/ 99-00 Dt 22/11/99	99-00	-	-	0.79	
Road side plantation along RLR for PWD road to WRSB point Chimpu	6.00 RWD/POMA/LP/160/ 99-00 Dt 22/11/99	99-00	-	-	0.55	

APPENDIX .II- Contd

STATEMENT OF COMMITMENTS - LIST OF INCOMPLETE CAPITAL WORKS

Name of Project	Cost of work + Sanction order No (In lakhs of rupees)	Date of commencement	Target date of Completion	Revised Cost (if any) (In lakhs of rupees)	Expend i-ture upto 2007-2008 (In lakhs of rupees)	Remarks
Imp. & maint.of Tree nursery at Baliijan	1.00 DPO/PP/AOP-35/00-01 Dtd 16/2/01	00-01	-	-	0.16	
Imp. & production of seedlings in Tree nursery at Karsingsa	1.00 DPO/PP/AOP-35/00-01 Dtd 16/2/01	00-01	-	-	0.30	
Imp. and production of seedlings in tree nursery at Kamla area under Doimukh	0.50 DPO/PP/AOP-35/00-01 Dtd 16/2/01	00-01	-	-	0.25	
Survey and Inv. WMP project at Baliijan	1.00 RWD/Sectt-01/00-01 Dt 21/2/01	00-01	-	-	0.15	
C/o RLR from Todo to Linia via Loth.	36.81 RWD/Sectt-26/92 Dt 14/3/93	92-93	-	-	32.12	
C/o RLR from Molyang to Sikhe	24.53 RWD/Sectt-33/92 Dt 2/12/90	90-91	-	-	13.63	
C/o RLR from Buri to Pyali Vill.	6.20 RWD/Sectt-1/99-00 Dt	99-00	-	-	0.09	
Avenue plantatation of RLR from Siro to Hakhe Tari vill. (Ph-II)	1.00 ZRW/ASCO/PLAN/98 Dt 26-06-98	99-00	-	-	0.77	
Avenue plantation of RLR from Nichi to Nudung	1.00 ZRW/P-3/99 Dt 17-12-99	99-00	-	-	0.80	
C/o RLR from Leel to Yakitamlang	43.39 RWD/Sectt-33/89 Dt 22/2/86	85-86	-	-	39.15	
WRSB Kuru river in between Menga Yopoki 100 mtr	3.67 RWD/Sectt-37/96 Dt 13/3/97	96-97	-	16.54	4.58	
C/o RLR from PWD road to Leel vill	17.83 RWD/Sectt-334/82-NRE/89 Dt 28/3/86	85-86	-	36.85	21.45	
C/o RLR from Chate to Niringha (Ph-I)	5.23 RWD/Sectt-46/97 Dt 19/3/98	97-98	-	-	5.07	

APPENDIX .II- Contd

STATEMENT OF COMMITMENTS - LIST OF INCOMPLETE CAPITAL WORKS

Name of Project	Cost of work + Sanction order No (In lakhs of rupees)	Date of commencement	Target date of Completion	Revised Cost (if any) (In lakhs of rupees)	Expend i-ture upto 2007-2008 (In lakhs of rupees)	Remarks
Extension of RLR from Hiya to Lumte	2.90 RWD/Sectt-46/97 Dt 25/03/98	97-98	-	-	1.74	
C/o RLR from Pei Bridge Point to Hachi Vill	6.76 RWD/Sectt-1/99-00 Dt 29/02/00	99-00	-	-	0.76	
Mule track from Longpang to Seering via Seru Puda	1.00 ZRW/RLR-K/699-6265 Dt 20/12/99	99-00	-	-	0.91	
WRSB over Panyu river between Chebang – Nyokilayang along with porter track	9.54 RWD/Sectt-1/99-00 Dt 22/11/00	00-01	-	-	0.45	
Avenue plantation in around RWD Complex at Koloriang	0.92	00-01	-	-	0.06	
C/o RLR Nengtemuri to Bagbi	21.17 RWD/Sectt-2/90 Dt 29/2/87	93-94	-	47.13	29.56	
C/o RLR from Mosu to Bogai Siyum	15.97 RWD/Sectt-37/96 Dt 23/3/97	96-97	-	-	8.40	
Imp. of RLR from main road to RWD complex at Siyum (Ph-I)	2.00 Rwd/Sectt-46/97 Dt 11/3/98	97-98	-	4.00	1.98	
C/o RLR from Kebaso to Sijoring	11.00 RWD/Sectt-46/97 Dt. 04/03/98	97-98	-	-	5.56	
C/o RLR from Bui to Riddy	11.70 RWD/Sectt-36/95 Dt 13/03/95	94-95	-	35.00	13.56	
Soiling and Metalling of RLR from main road to Ango Lamdak	2.00 RWD/Sectt-36/95 Dt. 21/12/95	95-96	-	26.00	5.87	
C/o RLR from main road to Patum	22.23 RWD/Sectt-27/90 Dt 18/02/91	90-91	-	36.83	33.29	
C/o RLR from Sippi to Raji (Ph-I)	5.51 RWD/Sectt-37/96 Dt 06/03/97	96-97	-	-	2.00	
Soiling of RLR from Digi to Panimuri	5.01 RWD/Sectt-46/97 Dt. 27/2/98	97-98	-	10.00	5.99	

APPENDIX .II- Contd

STATEMENT OF COMMITMENTS - LIST OF INCOMPLETE CAPITAL WORKS

Name of Project	Cost of work + Sanction order No (In lakhs of rupees)	Date of commencement	Target date of Completion	Revised Cost (if any) (In lakhs of rupees)	Expend i-ture upto 2007-2008 (In lakhs of rupees)	Remarks
Imp. Solling / Metalling of RLR Laya to Sorum (Ph-I)	10.69 RWD/Sectt-1/01 Dt 27/3/01	00-01	-	-	9.60	
RLR from Nikte to Dasi	34.42 RWD/Sectt-37/96 Dt. 18-03-97	96-97	-	74.89	49.84	
RLR from Zirdin road to Lower Zirdin	6.24 RWD/Sectt-1/99-00 Dt 10/03/00	99-00	-	-	1.80	
RLR from Sibe to Ditten	10.88 RWD/Sectt-37/96 Dt. 17/3/97	96-97	-	-	8.52	
Jeepable road from Karley to Hemi	7.86 RWD/Sectt-37/96 Dt. 25/3/96	95-96	-	-	7.16	
RLR from Liromoba to Kayi	32.87 RWD/Sectt-50/223/87-88 Dt. 28/2/88	87-88	-	87.39	72.36	
RLR from Bipi to Biri	11.02 RWD/Sectt-46/97 Dt. 31/3/98	97-98	-	-	11.46	
Avenue plantation of RLR Tayur Basar	1.00 EEA/RWD/ASCO/69/99-00 Dt. 24/12/99	99-00	-	-	0.94	
RLR from PWD road to Peyang Clan road at Simong vill.	8.56 RWD/Sectt-1/99-00 Dt 31/3/00	99-00	-	-	3.33	
Improvement of RLR from BRTF road to Karko vill.	29.50 SRWD//1/2003-04/275 Dt. 26/03/04	2003-04	-	-	24.24	
RLR from Singha C.O. HQ to Simuing Village	17.27 RWD/Sectt-1/99-00 Dt. 11/4/00	99-00	-	-	3.72	
WRSB over Sille river at Bilat agril. Field	15.93 RWD/Sectt-27/93 Dt. 18/3/94	93-94	-	25.00	12.88	
RLR from Saku to Tabiripo	49.24 RWD/Sectt-25/92 Dt.15/02/93	92-93	-	-	42.50	
Solling and metalling of RLR from Sigm to Kamlighat	8.00 RWD/Sectt-1/00-01 Dt 29/3/01	00-01	-	-	2.61	

APPENDIX .II- Contd

STATEMENT OF COMMITMENTS - LIST OF INCOMPLETE CAPITAL WORKS

Name of Project	Cost of work + Sanction order No (In lakhs of rupees)	Date of commencement	Target date of Completion	Revised Cost (if any) (In lakhs of rupees)	Expend i-ture upto 2007-2008 (In lakhs of rupees)	Remarks
Solling and Metalling of RLR from Roing Santipur PWD road to Meka Vill.	6.54 RWD/Sectt-1/99-00 Dt. 17-04-00	00-01	-	-	5.17	
Avenue plantation RLR at Rimi vill. Dambuk	1.00 EED/ASCO/RLR-48/99-00 Dt. 1/11/99	99-00	-	-	-	
Avenue Plantation at Mobang vill	1.00 EED/ASCO/RLR-1/99-00 Dt. 1/11/99	99-00	-	-	-	
C/o RLR from Donli to Taloni	16.02 RWD/Sectt-1/99-00 Dt 23-3-00	99-00	-	-	5.17	
C/o RLR from BRTF road to Matoli village	6.43 RWD/Sectt-28/90 Dt 11/3/91	90-91	-	24.42	12.19	
B/topping of RLR from tafragam to Loiliang vill. (Ph-I)	14.93 RWD/Sectt-37/96 Dt. 25/03/97	97-98	-	-	7.95	
C/o RLR from Telluliang to New Telluliang	8.00	00-01	-	-	-	
Imp of RLR from Solungtho to Bhogamur	21.82 RWD/Sectt-46/97 Dt 28-02/98	90-91	-	34.96	30.45	
C/o RLR from PWD road point to Sipohi Merang vill. 2 km Length	6.61 RWD/Sectt-01/00-01 Dt 23-3-01	97-98	-	-	0.25	
Suspension Bridge over Kamfai river under Wakro Circle	27.67 RWD/Sectt-01/00-01 Dt 30/3/01	99-00	-	-	0.69	
Avenue plantation along with RLR from Kumari to Nongkham vill	1.00 LW/5830/99-00 Dt 31-3-00	99-00	-	-	0.73	
C/o RLR from BRTF road to Hottung vill	22.72 RWD/Sectt-36/95 Dt 13-3-96	95-96	-	-	20.16	
Imp. of RLR from Paya Bridge point to Paya Vill	8.04 RWD/Sectt-37/96 Dt 21-3-97	96-97	-	-	4.84	
Metalling of RLR from C.K. Road to Yangkang	3.96 RWD/Sectt-27/94 Dt 25/2/94	93-94	-	6.75	6.42	

APPENDIX .II- Contd

STATEMENT OF COMMITMENTS - LIST OF INCOMPLETE CAPITAL WORKS

Name of Project	Cost of work + Sanction order No (In lakhs of rupees)	Date of commencement	Target date of Completion	Revised Cost (if any) (In lakhs of rupees)	Expenditure upto 2007-2008 (In lakhs of rupees)	Remarks
RCC Bridge over Namtok river at Kongsā	6.25 RWD/Sectt-37/96 Dt 12-3-97	93-94	-	10.58	10.56	
RLR from Phantip to Watlum (Ph-I)	35.47 RWD/Sectt-26/92 Dt 19-3-93	92-93	-	55.00	37.50	
RLR from 3 rd mile to Congsa (Ph-I)	41.49 RWD/Sectt-26/92 Dt 19-3-93	92-93	-	-	41.35	
RLR from Nongthem to Tinali Via Nalong Phase I	9.27 RWD/Sectt-01/00-01 Dt 31-3-00	99-00	-	-	5.98	
RLR from Nampong to Khamlang (Ph-II)	10.25 RWD/Sectt-36/95 Dt 14/3/96	94-95	-	26.00	11.43	
Stabilization Work at Kuttem RLR	1.00 RWD/40.2039/Works/S CO/00-01 Dt 19/1/01	00-01	-	-	0.06	
Road side plantation Khagam – Phup vill. Road	1.00 RWD/40.2037/Works/S CO/00-01 Dt 19/1/01	00-01	-	-	0.17	
C/o RLR from Chop to Kampong vill. (Ph-I)	5.46 RWD/Sectt-46/97 Dt. 01/12/97	97-98	-	9.50	9.85	
Payment of Land Revenue for RWD occupied land in West kameng District	0.65 RWD/Sectt-1/00-01 Dt 20/03/01	00-01	-	-	0	
C/o of four room IB at Dissing Passo	12.00 SRWD/Sectt-1/03- 04/27 Dt 28/03/04	2003-04	-	14.00	12.43	
Land revenue to be paid for acquisition of land at Yupia	0.80 DPO/PP/AOP/35/00-01 Dt 15/03/01	00-01	-	-	0	
C/o SPT B/Barrack 2 unit at Sagalee	2.21 RWD/Sectt-27/96 Dt 21/3/97	96-97	-	4.49	3.76	
C/o SPT double unit for Sub-Divisional Staff Ziro	5.33 RWD/Sectt-37/96 Dt 13/12/96	96-97	-	-	3.8	

APPENDIX .II- Contd

STATEMENT OF COMMITMENTS - LIST OF INCOMPLETE CAPITAL WORKS

Name of Project	Cost of work + Sanction order No (In lakhs of rupees)	Date of commencement	Target date of Completion	Revised Cost (if any) (In lakhs of rupees)	Expend i-ture upto 2007-2008 (In lakhs of rupees)	Remarks
C/o SPT godwown cum store at Damin	8.82 RWD/Sectt-37/96 Dt 02/12/94	94-95	-	-	5.98	
C/o SPT-type III qtr for at Taliha (Nacho)	3.30 RWD/Sectt-72/94 Dt 2/12/94	94-95	-	5.25	4.99	
C/o SPT QTR for AE/IE at Mechuka. (2 unit)	10.15 RWD/Sectt-46/97 Dt 26/01/98	97-98	-	-	8.51	
C/o RWC office bldg for SE at Pasighat	59.50 RWD/Sectt-46/97-98 Dt 27/03/98	97-98	-	-	16.08	
C/o SPT 2 unit Barrack at Nari	4.26 RWD/Sectt-1/99-00 Dt 29/03/00	99-00	-	-	2.19	
C/o B/barrack 2 units for WC staff at Roing	5.07 RWD/Sectt-1/00-01 Dt 21/03/01	01-02	-	-	4.61	
C/o SPT- IV qtr for EE at Anini	3.70 RWD/Sectt-113/87-88 Dt 24/11/87	87-88	-	-	3	
Land revenue to be paid for acquisition for new division complex	0.50 LRW/AOP/01-02 Dt 18/03/01	00-01	-	-	0.17	
Acquire of land for SE's complex at Miao	4.60 RWD/Sectt-46/97 Dt 18/02/97	97-98	-	-	1.65	
C/o SPT – III qtr for JE at Longding	4.93 RWD/Sectt-37/96 Dt 12/02/99	96-97	-	-	0.63	
C/o SPT type III qtr. for AE at Chyangtajo	7.00 RWD/Sectt-1/00-01 Dt 22/03/01	99-00	-	-	1.18	
C/o SPT type I qtr. at Ziro	2.00 RWD/Sectt-37/96 Dt 13/3/97	96-97	-	-	1.93	
C/o SPT office cum store for JE at Koloriang	6.28 RWD/Sectt-46/97 Dt.	97-98	-	10.00	6.28	
C/o SPT type II 2 units for LDC/SK	6.77 RWD/Sectt-1/00-01 Dt 27/03/01	00-01	-	-	3.46	

APPENDIX .II- Concl'd

STATEMENT OF COMMITMENTS - LIST OF INCOMPLETE CAPITAL WORKS

Name of Project	Cost of work + Sanction order No (In lakhs of rupees)	Date of commencement	Target date of Completion	Revised Cost (if any) (In lakhs of rupees)	Expend i-ture upto 2007-2008 (In lakhs of rupees)	Remarks
Extension of Divisional office bldg at Yingkiong	4.74 RWD/Sectt-46/97 Dt 14/03/98	96-97	-	7.04	6.80	
C/o SPT type II qtr. for LDC at Jenging	3.50 RWD/Sectt-1/00-01 Dt 21/03/01	99-00	-	4.42	0.38	
C/o B/Barrack at Hunli	2.51 RWD/Sectt-1/99-00 Dt 09/03/00	99-00	-	3.00	3.00	
C/o SPT type – III qtr for JE at Anini	5.50 RWD/Sectt-1/00-01 Dt. 17/03/01	00-01	-	-	0.50	
C/o SPT type – II qtr. for EE's staff (1 no) at Tezu	4.04 RWD/Sectt-1/00-01 Dt 27/02/01	99-00	-	-	0.19	
Providing LT & HT line at RWD complex at Miao	15.07 RWD/Sectt-46/98 Dt 19/03/98	97-98	-	-	4.00	
C/o RLR from Nyomi to Tali via Made (Ph-I)	4.52 RWD/Sectt-46/97 Dt 23/03/08	-	-	140.00	137.37	
RLR from Gobuk to Dalbing	43.12 RWD/Sectt-37/96 Dt 26/2/97	-	-	156.36	30.24	
C/o RLR from Tidding to Soiliang	52.77 RWD/Sectt-27/90 Dt 18/03/91	-	-	108.00	55.17	
		Total		1108.52	2511.81	

APPENDIX-III
(Referred to Statement No.12)

DETAILS OF GRANTS-IN-AID GIVEN BY THE STATE GOVERNMENT TO THE LOCAL BODIES

(In lakhs of rupees)

Heads and Description	Actuals for the year			Recipient Agency (Municipal Councils/Corporation and Panchayat	Amount received during the year			Total Details of Assets
	Plan (including CSS)	Non Plan	Total		Revenue Expenditure	Capital Expenditure	Amount	
2515-Other Rural Development Programme-102 Community Development - Civic Amenities (Plan)	487.24	-	487.24	Director (PR)	-	Yes	487.24	
2515- Other Rural Development Programme-101 Panchayat Dev. and Training (Plan)	28.80	-	28.80	-	Yes	-	28.80	

APPENDIX – VI

Maturity profile of 6003-Internal Debt of the State Government and 6004 – Loans and Advances from Central Government

Financial Year	6003-Internal Debt of the State Government	Amount (Rs. in crore)	6004-Loans and Advances from the Central Government	Amount (Rs. in crore)	TOTAL Amount (Rs. in crore)
1		2		3	4=(2+3)
Maturing in and prior to 2006-07					
Maturing in 2007-08		50.79		23.84	74.63
Maturing in 2008-09		54.58		23.92	78.50
Maturing in 2009-10		59.08		23.92	83.00
Maturing in 2010-11		74.41		23.92	98.33
Maturing in 2011-12		90.94		23.92	1,14.86
Maturing in 2012-13		98.81		23.92	1,22.73
Maturing in 2013-14		1,08.55		23.92	1,32.47
Maturing in 2014-15		99.51		23.92	1,23.43
Maturing in 2015-16		1,66.60		23.92	1,90.52
Maturing in 2016-17		2,11.65		23.92	2,35.57
Maturing in 2017-18		2,19.62		23.92	2,43.54
Maturing in 2018-19		2,29.46		23.92	2,53.38
Maturing in 2019-20		2,40.11		23.92	2,64.03
Maturing in 2020-21		2,51.72		23.92	2,75.64
Maturing in 2021-22		2,64.46		23.92	2,88.38
Maturing in 2022-23		2,78.47		23.92	3,02.39
Maturing in 2023-24		2,89.02		23.92	3,12.94
Maturing in 2024-25		2,99.41		23.92	3,23.33
Grand Total					35,17.67

APPENDIX – VII

Changes in the Financial Assets of the Government of Arunachal Pradesh for the year, 2007-2008

SL.No.	Particulars	Balance as on 1 st April 2007 (in Rs.crore)	Balance as on 31 st March,2008 (in Rs. crore)	Change (+) increase (-) decrease (in Rs. crore)
1	F- Loans and Advances	27.91	27.95	(+)0.04
2	Investments held in Cash Balance Investment Account	39.43	8,45.96	(+) 8,06.53
3	Investment of Government in Statutory corporations, Government Companies, Other Joint Stock Companies Co-operative Banks and Societies	31.76	2,17.58	(+)1,85.82
4	General cash Balance			
	(i) Cash in Treasuries	(a)	#	
	(ii) Deposits with Reserve Bank	(-) 24.83	(-) 3,81.06	(-)3.56.23
	(iii) Remittances in transit - Local	17.04	14.37	(-)2.67
	Total-General Cash Balance	(-) 7.79	(-) 3,66.69	(-)3,58.90
5	Other Cash Balance and Investments			
	(i) Cash with Departmental Officers	0.79	1.22	(+) 0.43
	(ii) Permanent Advances for Contingent expenditure with Departmental Officers	0.01	0.01	...
	(iii) Investments of Earmarked Funds	34.90	44.90	(+)10.00
	Total – Other Cash Balance and Investments	35.70	46.13	(+)10.43
	Grand Total	1,27.01	7,70.93	(+) 6,43.92

(a) Rs. 0.35 lakhs only.

Rs. 0.50 lakhs only.