

**ANNEXURE : I**  
**REVIEW OF EXPENDITURE IN RESPECT OF GROUP 'B' AND NON-GAZETTED OF THE**  
**OFFICE OF THE ACCOUNTANT GENERAL(A&E), JHARKHAND, RANCHI**

March Final  
 YEAR : 2010

(In Thousand of Rs.)

Unit of Appropriation	Budget Estimates for 2009-10	Expenditure up to the end of March,2010	Probable Expenditure during the remaining months of 2009-10	Total requirement for 2009-10	Variation Excess (-) Savings (+)	Explanation for variation
1	2	3	4	5	6	7
SALARIES OF OFFICERS	199,643	199,634	0	199,634	-9	
WAGES	254	254	0	254	0	
OVERTIME ALLOWANCES	0	0	0	0	0	
A.MEDICAL TREATMENT	2,500	2,500	0	2,500	0	
B. CGHS	0		0	0	0	
DOMESTIC TRAVEL EXPENSES	2,200	2,200	0	2,200	0	
FOREIGN TRAVEL EXPENSES	0	0	0	0	0	
OFFICE EXPENSES	10,822	10,822	0	10,822	0	
(I) Local Purchase of Stationery	875	875	0	875	0	
(ii) Electricity & Water Charges	3,345	3,345	0	3,345	0	
(ii) Other Office Expenses	6,602	6,602	0	6,602	0	
RENT, RATES & TAXES	0	0	0	0	0	
Publication	50	50	0	50	0	
Professional Services	1,849	1,849	0	1,849	0	
MINOR WORKS	6,725	6,725	0	6,725	0	
GRANTS-IN-AID	34	34	0	34	0	
OTHER CHARGES	0	0	0	0	0	
Information & Technologies	1,467	1,467	0	1,467	0	
TOTAL	225,544	225,535	0	225,535	-9	
DEPARTMENTAL CANTEEN	2,944	2,944	0	2,944	0	
GRAND TOTAL	228,488	228,479	0	228,479	-9	

\*\* Letter of authority for Rs.34,99,000/-,Rs.20,000/-,Rs.1,99,000/-, Rs.2,55,000/-,Rs.100000/-,Rs.476000/-, Rs. 1802000/-& Rs.40000 have been issued to PAO, CPWD, Kolkata.

Certified that figures of expenditure have been reconciled upto 31st March 2010 with the figures booked by PAO, however on totalling the figures differ due to rounding off to thousand of rupees

Sr. Accounts Officer (Admn)

**ANNEXURE: II**  
**OFFICE OF THE ACCOUNTANT GENERAL (A&E), JHARKHAND, RANCHI**  
**STATEMENT SHOWING THE FULL DETAILS OF EXPENDITURE AND TOTAL REQUIREMENT ETC.**  
**UNDER THE HEAD 'SALARIES' AND OFFICE EXPENSES**

March Final  
YEAR : 2010

(In Thousand of Rs.)


Unit of Appropriation	Budget Estimate for 2009-10	Expenditure up to the end of March, 2010	Probable Expenditure during the remaining months of 2009-10	Total requirement for 2009-10	Variation Excess (-) Savings (+)	Explanation for variation
1	2	3	4	5	6	7
<b>SALARIES OF OFFICERS.</b>						
i) Pay of officers	16,934	16,934	0	16,934	0	
ii) Grade Pay of Officers	4,178	4,178	0	4,178	0	
ii) Arrear Pay of Officers(60%)	7,893	7,893	0	7,893	0	
iii) Pay of N.G. Establishment	66,320	66,315	0	66,315	-5	Excess payment recovered from DCRG
iv) Grade Pay of Estt.	18,449	18,449	0	18,449	0	
iv) Arrear Pay of N.G. Estt(60%)	34,596	34,596	0	34,596	0	
MACP arrear	0	0	0	0	0	
v) Dearness Allowance	27,741	27,741	0	27,741	0	
vi) Festival Advance	0	0	0	0	0	
viii) Bonus	1,621	1,621	0	1,621	0	
ix) Other Allowances	0	0	0	0	0	
(a) House Rent Allowances.	13,742	13,742	0	13,742	0	
(b) Honorarium	550	550	0	550	0	
(c) CEA/T.F.	1,014	1,014	0	1,014	0	
(d) L.T.C.	701	699	0	699	-2	
(e) TRANSPORT ALLOWANCE	4,757	4,755	0	4,755	-2	
(e) Dearness Allowances on TA	1,147	1,147	0	1,147	0	
Total Other Allowances	21,911	21,907	0	21,907	-4	
02.00.01 Total Salaries	199,643	199,634	0	199,634	-9	

March Final  
YEAR : 2010

(In Thousand of Rs.)

Unit of Appropriation	Budget Estimate for 2009-10	Expenditure up to the end of March, 2010	Probable Expenditure during the remaining months of 2009-10	Total requirement for 2009-10	Variation Excess (-) Savings (+)	Explanation for variation
1	2	3	4	5	6	7
<b>OFFICE EXPENSES</b>						
(i) Local purchase of sty.	875	875	0	875	0	
(ii) Electricity & Water Charges	3,345	3,345	0	3,345	0	
(iii) Other office expenses						
1. Liveries of Gr. 'D'	103	103	0	103	0	
2. T&T charges	370	370	0	370	0	
3. Pur. & Rep. of furniture	0	0	0	0	0	
4. Service Postage Stamps	1,800	1,800	0	1,800	0	
5. Pur. of Books & Periodicals (Eng)	35	35	0	35	0	
6. Pur. of Books & Periodicals (Hindi)	9	9	0	9	0	
7. O.E.-Misc	2,506	2,506	0	2,506	0	
8. Pur. & Maint. of Staff Car	252	252	0	252	0	
9. Pur. & Rep. of Water cooler	0	0	0	0	0	
10. Pur. & Rep. of A/cing Machine	0	0	0	0	0	
11. Chg. paid to S.G. for Police Guard	292	292	0	292	0	
12. Hot & Cold weather charges	0	0	0	0	0	
13. Pur. & Rep. of photocopier	514	514	0	514	0	
14. Pur. of Computer & laser printers	300	300	0	300	0	
15. Other Items			0	0	0	
			0	0	0	
(ii) Pur. of Air Cooler	0	0	0	0	0	
(iii) Printing of forms	271	271	0	271	0	
	0	0	0	0	0	
	0	0	0	0	0	
(vi) EPABX	150	150	0	150	0	
Total Other Office Expenses	6,602	6,602	0	6,602	0	
Total Office Expenses	10,822	10,822	0	10,822	0	

Certified that figures of expenditure have been reconciled upto 31st March 2010 with the figures booked by PAO, however on totalling the figures differ due to rounding off to thousand of rupees.

  
Sr. Accounts Officer (Admin)

**ANNEXURE : III**  
**REVIEW OF EXPENDITURE IN RESPECT OF GROUP 'A' OFFICERS OF THE**  
**OFFICE OF THE ACCOUNTANT GENERAL(A&E), JHARKHAND, RANCHI**

March Final  
YEAR : 2010

Unit of Appropriation	(In Thousand of Rs.)					
	Budget Estimate for 2009-10	Expenditure up to the end of March,2010	Probable Expenditure during the remaining months of 2009-10	Total requirement for 2009-10	Variation Excess (-) Savings (+)	Explanation for variation
1	2	3	4	5	6	7
<b>I. SALARIES</b>						
i) Pay	1,585	1,585	0	1,585	0	
ii) Grade Pay of Officers	346	346	0	346	0	
iii) Arrear of Officers(60%)	800	800	0	800	0	
iii) Dearness Allowance	470	470	0	470	0	
v) Other Allowances						
a) House Rent allowances	107	107	0	107	0	
b) Honorarium	7	7	0	7	0	
c) Chirdren Education Allowances	67	67	0	67	0	
d) Leave Travel Concession	15	15	0	15	0	
e) Transport Allowance	109	109	0	109	0	
f) Dearness Allowance on TA	26	26	0	26	0	
g) Any other item (AFA)	139	139	0	139	0	
TOTAL Other Allowances	470	470	0	470	0	
TOTAL SALARIES	3,671	3,671	0	3,671	0	
II. Medical Treatment	215	215	0	215	0	
II. Travel Expenses						
Domestic Travel Expenses	390	390	0	390	0	
Foreign Travel expenses	0	0	0	0	0	
<b>GRAND TOTAL</b>	<b>4,276</b>	<b>4,276</b>	<b>0</b>	<b>4,276</b>	<b>0</b>	

Certified that figures of expenditure have been reconciled upto 31st March 2010 with the figures booked by PAO however on totalling the figures differ due to rounding off to thousand of rupees.

*(Signature)*  
Sr. Accounts Officer (Admn)

**ANNEXURE-IV**  
**DETAILS OF EXPENDITURE UNDER THE HEAD TRAVEL EXPENSES IN RESPECT OF THE GR.A, GR.B and NGE**  
**OFFICE OF THE ACCOUNTANT GENERAL(A&E), JHARKHAND, RANCHI**

March Final  
 YEAR : 2010

Unit	[In thousand of Rs.]				
	Budget Estimate for 2009-10	Expenditure up to the end of March, 2010	Probable Expenditure during the remaining months of 2009-10	Total requirement for 2009-10	Variation Excess (-) Savings (+)
1	2	3	4	5	6
1. GROUP 'A'	390	390	0	390	0
2. GROUP 'B' & N.G. ESTT.	2,200	2,200	0	2,200	0

Certified that figures of expenditure have been reconciled upto 31st March 2010 with the figures booked by PAO

*Md. S. ...*  
 Sr. Accounts Officer (Admn)

## ANNEXURE : I

REVIEW OF EXPENDITURE IN RESPECT OF GROUP 'B' AND NON-GAZETTED OF THE  
OFFICE OF THE ACCOUNTANT GENERAL(A&E), JHARKHAND, RANCHIMarch  
YEAR : 2011

(In Thousand of Rupees.)

Unit of Appropriation	Budget Estimates for 2010-11	Expenditure up to the end of March ' 2011	Probable Expenditure during the remaining months of 2010-11	Total requirement for 2010-11	Variation Requirement (+) Savings (-)	Explanation for variation
1	2	3	4	5	6	7
SALARIES OF OFFICERS	192,207	192,207	0	192,207	0	
WAGES	554	554	0	554	0	
OVERTIME ALLOWANCES	0	0	0	0	0	
A. MEDICAL TREATMENT	2,000	2,000	0	2,000	0	
B. CGHS	0	0	0	0	0	
DOMESTIC TRAVEL EXPENSES	1,850	1,850	0	1,850	0	
FOREIGN TRAVEL EXPENSES	0	0	0	0	0	
OFFICE EXPENSES	15,363	15,363	0	15,363	0	
(i) Local Purchase of Stationery	650	650	0	650	0	
(ii) Electricity & Water Charges	0	0	0	0	0	
(iii) Other Office Expenses	14,713	14,713	0	14,713	0	
RENT, RATES & TAXES	0	0	0	0	0	
Publication	76	76	0	76	0	
Professional Services	1,728	1,728	0	1,728	0	
MINOR WORKS	0	0	0	0	0	
GRANTS-IN-AID	40	40	0	40	0	
OTHER CHARGES	0	0	0	0	0	
Information & Technology	2,156	2,156	0	2,156	0	
TOTAL	215,974	215,974	0	215,974	0	
DEPARTMENTAL CANTEEN	3,505	3,505	0	3,505	0	
GRAND TOTAL	219,479	219,479	0	219,479	0	

Certified that figures of expenditure have been reconciled upto 31st March ' 2011 with the figures booked by PAO however on totalling the figures differ due to rounding off to thousand of rupees

**ANNEXURE: II**  
**OFFICE OF THE ACCOUNTANT GENERAL (A&E), JHARKHAND, RANCHI**  
**STATEMENT SHOWING THE FULL DETAILS OF EXPENDITURE AND TOTAL REQUIREMENT ETC.**  
**UNDER THE HEAD 'SALARIES' AND OFFICE EXPENSES**

(In Thousand of Rupees.)

March  
YEAR : 2011

Unit of Appropriation	Budget Estimate for 2010-11	Expenditure up to the end of March ' 2011	Probable Expenditure during the remaining months of 2010-11	Total requirement for 2010-11	Variation Requirement (+) Savings (-)	Explanation for variation
1	2	3	4	5	6	7
SALARIES OF OFFICERS.				19,340	0	
i) Pay of officers	19,340	19,340	0	4,661	0	
ii) Grade Pay of Officers	4,661	4,661	0	0	0	
iii) Arrear Pay of Officers(60%)	0	0	0	68,658	0	
iv) Pay of N.G. Establishment	68,658	68,658	0	18,882	0	
v) Grade Pay of Estt.	18,882	18,882	0	0	0	
vi) Arrear Pay of N.G.Estt(60%)	0	0	0	6,845	0	
MACP arrear	6,845	6,845	0	46,913	0	
vii) Dearness Allowance	46,913	46,913	0	6	0	
viii) Festival Advance	6	6	0	1,543	0	
ix) Bonus	1,543	1,543	0	0	0	
x) Other Allowances	0	0	0	14,314	0	
(a) House Rent Allowances.	14,314	14,314	0	616	0	
(b) Honorarium	616	616	0	1,850	0	
(c) CEA/T.F.	1,850	1,850	0	1,533	0	
(d) L.T.C.	1,533	1,533	0	5,090	0	
(e) TRANSPORT ALLOWANCE	5,090	5,090	0	1,956	0	
(e) Dearness Allowances on TA	1,956	1,956	0	25,359	0	
Total Other Allowances	25,359	25,359	0	192,207	0	
02.00.01 Total Salaries	192,207	192,207	0			

**ANNEXURE: II (CONTINUED)**  
**OFFICE OF THE ACCOUNTANT GENERAL (A&E), JHARKHAND, RANCHI**  
**STATEMENT SHOWING THE FULL DETAILS OF EXPENDITURE AND TOTAL REQUIREMENT ETC.**  
**UNDER THE HEAD 'SALARIES' AND OFFICE EXPENSES**

March  
YEAR : 2011

(In Thousand of Rupees.)

Unit of Appropriation	Budget Estimate for 2010-11	Expenditure up to the end of March ' 2011	Probable Expenditure during the remaining months of 2010-11	Total requirement for 2010-11	Variation Requirement (+) Savings (-)	Explanation for variation
1	2	3	4	5	6	7
OFFICE EXPENSES						
(i) Local purchase of sty.	650	650	0	650	0	
(ii) Electricity & Water Charges	0	0	0	0	0	
(iii) Other office expenses						
1. Liveries of Gr. D	53	53	0	53	0	
2. T&T charges	496	496	0	496	0	
3. Pur. & Rep. of furniture	7,596	7,596	0	7,596	0	
4. Service Postage Stamps	1,995	1,995	0	1,995	0	
5. Pur. of Books & Periodicals(Eng)	3	3	0	3	0	
6. Pur. of Books & Periodicals(Hindi)	3	3	0	3	0	
7. O.E.-Misc	2,757	2,757	0	2,757	0	
8. Pur. & Maint. of Staff Car	784	784	0	784	0	
9. Pur. & Rep. of Water cooler	0	0	0	0	0	
10. Pur. & Rep. of A/cing Machine	0	0	0	0	0	
11. Chg. paid to S.G. for Police Guard	0	0	0	0	0	
12. Hot & Cold weather charges	0	0	0	0	0	
13. Pur. & Rep. of photocopier	426	426	0	426	0	
14. Other Items						
(i) Pur. of Air Cooler	0	0	0	0	0	
(ii) Printing of forms	600	600	0	600	0	
(iii) EPABX	0	0	0	0	0	
Total Other Office Expenses	14,713	14,713	0	14,713	0	
Total Office Expenses	15,363	15,363	0	15,363	0	

Certified that figures of expenditure have been reconciled upto 31st March' 2011 with the figures booked by PAO, however on totalling the figures differ due to rounding off to thousand of rupees.



**ANNEXURE : III**  
**REVIEW OF EXPENDITURE IN RESPECT OF GROUP 'A' OFFICERS OF THE**  
**OFFICE OF THE ACCOUNTANT GENERAL (A&E), JHARKHAND, RANCHI**

(In Thousand of Rupees.)

March YEAR : 2011						
Unit of Appropriation	Budget Estimate for 2010-11	Expenditure up to the end of March ' 2011	Probable Expenditure during the remaining months of 2010-11	Total requirement for 2010-11	Variation Requirement (+) Savings (-)	Explanation for variation
1	2	3	4	5	6	7
I. SALARIES				1,355	0	
i) Pay	1,355	1,355	0	294	0	
ii) Grade Pay of Officers	294	294	0	0	0	
iii) Arrear of Officers(60%)	0	0	0	746	0	
iii) Dearness Allowance	746	746	0			
v) Other Allowances				0	0	
a) House Rent allowances	0	0	0	4	0	
b) Honorarium	4	4	0	24	0	
c) Children Education Allowance	24	24	0	9	0	
d) Leave Travel Concession	9	9	0	112	0	
e) Transport Allowance	112	112	0	43	0	
f) Dearness Allowance on TA	43	43	0	0	0	
g) Any other item (AFA)	0	0	0	192	0	
TOTAL Other Allowances	192	192	0	2,587	0	
TOTAL SALARIES	2,587	2,587	0	4	0	
II. Medical Treatment	4	4	0			
II. Travel Expenses				570	0	
Domestic Travel Expenses	570	570	0	0	0	
Foreign Travel expenses	0	0	0	3,161	0	
GRAND TOTAL	3,161	3,161	0			

Certified that figures of expenditure have been reconciled upto 31st March ' 2011 with the figures booked by PAO however on totalling the figures differ due to rounding off to thousand of rupees.

**ANNEXURE-IV**  
**DETAILS OF EXPENDITURE UNDER THE HEAD TRAVEL EXPENSES IN RESPECT OF THE GR.A, GR.B and NGE**  
**OFFICE OF THE ACCOUNTANT GENERAL (A&E), JHARKHAND, RANCHI**

March  
 YEAR : 2011

[In thousand of Rupees.]

Unit	Budget Estimate for 2010-11	Expenditure up to the end of March ' 2011	Probable Expenditure during the remaining months of 2010-11	Total requirement for 2010-11	Variation Requirement (+) Savings (-)
1	2	3	4	5	6
1. GROUP 'A'	570	570	0	570	0
2. GROUP 'B' & N.G. ESTT.	1,850	1,850	0	1,850	0

Certified that figures of expenditure have been reconciled upto 31st March ' 2011 with the figures booked by PAO

OFFICE OF THE ACCOUNTANT GENERAL (A&E) JHARKHAND, RANCHI

1 EXPENDITURE UNDER 'OTHER OFFICE EXPENSES, PROFESSIONAL SERVICES & AMC FOR COMPUTERS ETC. 2010-2011

(In thousand of rupees)

Sl No.	other office expenses	AMC for Computers etc.	Professional service								Total
	A	B									
2	14713	543	1728								16984

OTHER OFFICE EXPENSES

SINo.	Name of Office	Liveries (Gr'D)	Telephone Trunk Calls	Pur & Rep. of Furniture	Service Postage Stamps	(a)Book Pub (Eng)	(b)P.Bks & Pub (Hindi)	OE(Misc.)	Pur. & Mainte of Car	Printing of form	Pur. Of Photocopyers	Total
		A	B	C	D	E	F		H	I	J	A to J
1	Office of the Accountant General (A&E) Jharkhand, Ranchi	53	496	7596	1995	3			784	600	426	14713

*d. Shekhar*  
 Units Officer (Admen)

**ANNEXURE : I**  
**REVIEW OF EXPENDITURE IN RESPECT OF GROUP 'B' AND NON-GAZETTED OF THE**  
**OFFICE OF THE PRINCIPAL ACCOUNTANT GENERAL(A&E), JHARKHAND, RANCHI**

March Final  
 YEAR : 2013

Unit of Appropriation	Final Grant for 2012-13	Expenditure up to the end of March Final' 2013	Probable Expenditure during the remaining months of 2012-13	Total requirement for 2012-13	(In Thousand of Rupees.)	
					Variation Requirement (+) Savings (-)	Explanation for variation
1	2	3	4	5	6	7
<b>SALARIES OF OFFICERS</b>	<b>219,112</b>	<b>219,122</b>	<b>0</b>	<b>219,122</b>	<b>10</b>	
WAGES	702	702	0	702	0	
OVERTIME ALLOWANCES	4	4	0	4	0	
A.MEDICAL TREATMENT	2,750	2,750	0	2,750	0	
DOMESTIC TRAVEL EXPENSES	2,620	2,620	0	2,620	0	
FOREIGN TRAVEL EXPENSES	0	0	0	0	0	
OFFICE EXPENSES	5,716	5,717	0	5,717	1	
(I) Local Purchase of Stationery	729	729	0	729	0	
(ii) Service Postage Stamps Charges*	1,706	1,706	0	1,706	0	
(iii) Telephone & Trunk Calls	496	496	0	496	0	
(iv) Other Office Expenses	2,785	2,786	0	2,786	1	
RENT, RATES & TAXES	0	0	0	0	0	
Publication	952	952	0	952	0	
Professional Services	1,247	1,247	0	1,247	0	
GRANTS-IN-AID	400	400	0	400	0	
OTHER CHARGES	0	0	0	0	0	
<b>Information &amp; Technology</b>	<b>4,130</b>	<b>4,129</b>	<b>0</b>	<b>4,129</b>	<b>-1</b>	
<b>TOTAL</b>	<b>237,633</b>	<b>237,643</b>	<b>0</b>	<b>237,643</b>	<b>10</b>	
DEPARTMENTAL CANTEEN	3,428	3,428	0	3,428	0	
<b>GRAND TOTAL</b>	<b>241,061</b>	<b>241,071</b>	<b>0</b>	<b>241,071</b>	<b>10</b>	

SPS in commemoration of 150 years celebration	Total value of stamp received	Expenditure incurred till the end of month-March 2013	Balance amount
	48,000	34,415	13,585

Certified that figures of expenditure have been reconciled upto 31st March, 2013 with the figures booked by PAO, however on totalling the figures differ due to rounding off to thousand of rupees and figures of SPS to the extent of SPS issued in commemoration of 150th years celebration of IA&AD.

**ANNEXURE-II**  
**OFFICE OF THE PRINCIPAL ACCOUNTANT GENERAL(A&E), JHARKHAND, RANCHI**  
**STATEMENT SHOWING THE FULL DETAILS OF EXPENDITURE AND TOTAL REQUIREMENT ETC.**  
**UNDER THE HEAD 'SALARIES' AND OFFICE EXPENSES**

March Final  
 YEAR : 2013


Unit of Appropriation	Final Grant for 2012-13	Expenditure up to the end of March Final' 2013	Probable Expenditure during the remaining months of 2012-13	Total requirement for 2012-13	(In Thousand of Rupees.)	
					Variation Requirement (+) Savings (-)	Explanation for variation
1	2	3	4	5	6	7
<b>SALARIES OF OFFICERS.</b>						
i) Pay of officers						
ii) Grade Pay of Officers	23,148	23,148	0	23,148	0	
iii) Pay of N.G. Establishment	4,693	4,693	0	4,693	0	
iv) Grade Pay of Estt.	68,996	69,000	0	69,000	4	
MACP arrear	17,715	17,715	0	17,715	0	
v) Dearness Allowance	0	0	0	0	0	
vi) Festival Advance	75,081	75,084	0	75,084	3	
viii) Bonus	38	38	0	38	0	
ix) Other Allowances	1,361	1,361	0	1,361	0	
(a) House Rent Allowances.	0	0	0	0	0	
(b) Honorarium	14,861	14,862	0	14,862	1	
(c) CEA/T.F.	550	550	0	550	0	
(d) L.T.C.	3,315	3,315	0	3,315	0	
(e) TRANSPORT ALLOWANCE	1,172	1,172	0	1,172	0	
(e) Dearness Allowances on TA	4,854	4,855	0	4,855	1	
Total Other Allowances	3,328	3,329	0	3,329	1	
02.00.01 Total Salaries	28,080	28,083	0	28,083	3	
	219,112	219,122	0	219,122	10	

**ANNEXURE: II (CONTINUED)**  
**OFFICE OF THE PRINCIPAL ACCOUNTANT GENERAL(A&E), JHARKHAND, RANCHI**  
**STATEMENT SHOWING THE FULL DETAILS OF EXPENDITURE AND TOTAL REQUIREMENT ETC.**  
**UNDER THE HEAD 'SALARIES' AND OFFICE EXPENSES**

March Final  
 YEAR : 2013

(In Thousand of Rupees.)						
Unit of Appropriation	Final Grant for 2012-13	Expenditure up to the end of March Final' 2013	Probable Expenditure during the remaining months of 2012-13	Total requirement for 2012-13	Variation Requirement (+) Savings (-)	Explanation for variation
1	2	3	4	5	6	7
<b>OFFICE EXPENSES</b>						
(i) Local purchase of sty.	729	729	0	729	0	
(ii) Service Postage Stamps Charges	1,706	1,706	0	1,706	0	
(iii) Telephone & Trunk Calls	496	496	0	496	0	
(iv) Other office expenses						
1. Liveries of Gr. 'D'	115	115	0	115	0	
2. Pur. & Rep. of furniture	31	31	0	31	0	
3. Pur. of Books & Periodicals(Eng)	8	8	0	8	0	
4. Pur. of Books & Periodicals(Hindi)	4	4	0	4	0	
5. O.E.-Misc	1,744	1,745	0	1,745	1	
6. Pur. & Maint. of Staff Car	40	40	0	40	0	
7. Hiring of Vehicle	219	219	0	219	0	
8. Pur. & Rep. of photocopier	342	342	0	342	0	
09. Other Items						
(i) Printing of forms	267	267	0	267	0	
(ii) EPABX	15	15	0	15	0	
Total Other Office Expenses	2,785	2,786	0	2,786	0	
Total Office Expenses	5,716	5,717	0	5,717	1	

Certified that figures of expenditure have been reconciled upto 31st March, 2013 with the figures booked by PAO, however on totalling the figures differ due to rounding off to thousand of rupees.




ANNEXURE : III  
REVIEW OF EXPENDITURE IN RESPECT OF GROUP 'A' OFFICERS OF THE  
OFFICE OF THE PRINCIPAL ACCOUNTANT GENERAL(A&E), JHARKHAND, RANCHI

March Final  
YEAR : 2013

Unit of Appropriation	Final Grant for 2012-13	Expenditure up to the end of March Final' 2013	Probable Expenditure during the remaining months of 2012-13	Total requirement for 2012-13	(In Thousand of Rupees.)	
					Variation Requirement (+) Savings (-)	Explanation for variation
1	2	3	4	5	6	7
<b>I. SALARIES</b>						
i) Pay	1,552	1,552	0	1,552	0	
ii) Grade Pay of Officers	300	300	0	300	0	
iii) MACPS	0	0	0	0	0	
iii) Dearness Allowance	1,209	1,209	0	1,209	0	
v) Other Allowances						
a) House Rent allowances	129	129	0	129	0	
b) Honorarium	15	13	0	13	-2	
c) Children Education Allowance	30	30	0	30	0	
d) Leave Travel Concession	479	479	0	479	0	
e) Transport Allowance	39	39	0	39	0	
f) Dearness Allowance on TA	27	27	0	27	0	
g) Any other item (AFA)	0	0	0	0	0	
TOTAL Other Allowances	719	717	0	717	-2	
TOTAL SALARIES	3,780	3,778	0	3,778	-2	
II. Medical Treatment	13	13	0	13	0	
II. Travel Expenses						
Domestic Travel Expenses	315	315	0	315	0	
Foreign Travel expenses	0	0	0	0	0	
<b>GRAND TOTAL</b>	<b>4,108</b>	<b>4,106</b>	<b>0</b>	<b>4,106</b>	<b>-2</b>	

Certified that figures of expenditure have been reconciled upto 31st March' 2013 with the figures booked by PAO however on totalling the figures differ due to rounding off to thousand of rupees.



**ANNEXURE-IV**  
**DETAILS OF EXPENDITURE UNDER THE HEAD TRAVEL EXPENSES IN RESPECT OF THE GR.A, GR.B and NGE**  
**OFFICE OF THE PRINCIPAL ACCOUNTANT GENERAL (A&E), JHARKHAND, RANCHI**

March Final  
YEAR : 2013

[In thousand of Rupees.]

Unit	Final Grant for 2012-13	Expenditure up to the end of March Final' 2013	Probable Expenditure during the remaining months of 2012-13	Total requirement for 2012-13	Variation Requirement (+) Savings (-)
1	2	3	4	5	6
1. GROUP 'A'	315	315	0	315	0
2. GROUP 'B' & N.G. ESTT.	2,620	2,620	0	2,620	0

Certified that figures of expenditure have been reconciled upto 31st March, 2013 with the figures booked by PAO





OFFICE OF THE PRINCIPAL ACCOUNTANT GENERAL (A&E) JHARKHAND, RANCHI

1 EXPENDITURE UNDER 'OTHER OFFICE EXPENSES, PROFESSIONAL SERVICES & AMC FOR COMPUTERS ETC. 2012-2013

(In thousand of rupees)

SI No.	Other office expenses	AMC for Computers etc.	Professional Service								Total
	A	B	C								
2	4973	4129	1247								10349

OTHER OFFICE EXPENSES

SINo.	Name of Office	Liveries (Gr'D')	Telephone Trunk Calls	Pur & Rep.of Furniture	Service Postage Stamps	(a)Book Pub (Eng)	(b)P.Bks & Pub (Hindi)	OE(Misc.)	Pur.& Mainte of Car	Printing of form	Pur. Of Photocopies	Total
		A	B	C	D	E	F	G	H	I	J	
1	Office of the Accountant General (A&E) Jharkhand, Ranchi	115	496	31	1706	8	4	1745	259	267	342	4973

**ANNEXURE : I**  
**REVIEW OF EXPENDITURE IN RESPECT OF GROUP 'B' AND NON-GAZETTED OF THE**  
**OFFICE OF THE PRINCIPAL ACCOUNTANT GENERAL(A&E), JHARKHAND, RANCHI**

March ( Final)  
YEAR : 2012

(In Thousand of Rupees.)						
Unit of Appropriation	Final allotment for 2011-12	Expenditure up to the end of March' 2012	Probable Expenditure during the remaining months of 2011-12	Total requirement for 2011-12	Variation Requirement (+) Savings (-)	Explanation for variation
1	2	3	4	5	6	7
<b>SALARIES OF OFFICERS</b>	<b>199,668</b>	<b>199,667</b>	<b>0</b>	<b>199,667</b>	<b>-1</b>	
WAGES	731	731	0	731	0	
OVERTIME ALLOWANCES	7	7	0	7	0	
A.MEDICAL TREATMENT	2,500	2,500	0	2,500	0	
DOMESTIC TRAVEL EXPENSES	1,388	1,388	0	1,388	0	
FOREIGN TRAVEL EXPENSES	0	0	0	0	0	
OFFICE EXPENSES	5,397	5,357	0	5,357	-40	
(I) Local Purchase of Stationery	650	650	0	650	0	
(ii) Service Postage Stamps Charges*	1,640	1,601	0	1,601	-39 **	
(iii) Telephone & Trunk Calls	352	352	0	352	0	
(iv) Other Office Expenses	2,755	2,754	0	2,754	-1	
RENT, RATES & TAXES	0	0	0	0	0	
Publication	939	939	0	939	0	
Professional Services	1,336	1,336	0	1,336	0	
GRANTS-IN-AID	33	33	0	33	0	
OTHER CHARGES	0	0	0	0	0	
<b>Information &amp; Technology</b>	<b>1,758</b>	<b>1,758</b>	<b>0</b>	<b>1,758</b>	<b>0</b>	
<b>TOTAL</b>	<b>213,757</b>	<b>213,716</b>	<b>0</b>	<b>213,716</b>	<b>-41</b>	
DEPARTMENTAL CANTEEN	3,716	3,716	0	3,716	0	
<b>GRAND TOTAL</b>	<b>217,473</b>	<b>217,432</b>	<b>0</b>	<b>217,432</b>	<b>-41</b>	

\*\* This savings pertain to availability of SPS received in commemoration of 150th years celebration of IA&AD.

\*Including 48,000/- of postage stamps issued in commemoration with the 150th year of celebration of IA&AD in allotment and 8535/- in expenditure under SPS.

Certified that figures of expenditure have been reconciled upto 31st March, 2012 final with the figures booked by SAC. The figures differ due to rounding off to thousand of rupees and figures for SPS to the extent of SPS issued in commr

**ANNEXURE: II**  
**OFFICE OF THE PRINCIPAL ACCOUNTANT GENERAL(A&E), JHARKHAND, RANCHI**  
**STATEMENT SHOWING THE FULL DETAILS OF EXPENDITURE AND TOTAL REQUIREMENT ETC.**  
**UNDER THE HEAD 'SALARIES' AND OFFICE EXPENSES**

March ( Final)  
YEAR : 2012

(In Thousand of Rupees.)

Unit of Appropriation	Final allotment for 2011-12	Expenditure up to the end of March' 2012	Probable Expenditure during the remaining months of 2011-12	Total requirement for 2011-12	Variation Requirement (+) Savings (-)	Explanation for variation
1	2	3	4	5	6	7
<b>SALARIES OF OFFICERS.</b>						
i) Pay of officers	20,008	20,008	0	20,008	0	
ii) Grade Pay of Officers	4,679	4,679	0	4,679	0	
iii) Pay of N.G. Establishment	68,170	68,170	0	68,170	0	
iv) Grade Pay of Estt.	18,337	18,337	0	18,337	0	
MACP arrear	0	0	0	0	0	
v) Dearness Allowance	60,864	60,864	0	60,864	0	
vi) Festival Advance	155	154	0	154	-1	
viii) Bonus	1,426	1,426	0	1,426	0	
ix) Other Allowances	0	0	0	0	0	
(a) House Rent Allowances.	14,548	14,548	0	14,548	0	
(b) Honorarium	550	550	0	550	0	
(c) CEAT.F.	2,140	2,140	0	2,140	0	
(d) L.T.C.	1,152	1,152	0	1,152	0	
(e) TRANSPORT ALLOWANCE	4,925	4,925	0	4,925	0	
(e) Dearness Allowances on TA	2,714	2,714	0	2,714	0	
Total Other Allowances	26,029	26,029	0	26,029	0	
02.00.01 Total Salaries	199,668	199,667	0	199,667	-1	

**ANNEXURE: II (CONTINUED)**  
**OFFICE OF THE PRINCIPAL ACCOUNTANT GENERAL(A&E), JHARKHAND, RANCHI**  
**STATEMENT SHOWING THE FULL DETAILS OF EXPENDITURE AND TOTAL REQUIREMENT ETC.**  
**UNDER THE HEAD 'SALARIES' AND OFFICE EXPENSES**

March ( Final)  
YEAR : 2012

(In Thousand of Rupees.)

Unit of Appropriation	Final allotment for 2011-12	Expenditure up to the end of March' 2012	Probable Expenditure during the remaining months of 2011-12	Total requirement for 2011-12	Variation Requirement (+) Savings(-)	Explanation for variation
1	2	3	4	5	6	7
<b>OFFICE EXPENSES</b>						
(i) Local purchase of sty.	650	650	0	650	0	
(ii) Service Postage Stamps Charges	1,640	1,601	0	1,601	-39	
(iii) Telephone & Trunk Calls	352	352	0	352	0	
(iv) Other office expenses						
1. Liveries of Gr. 'D'	109	109	0	109	0	
2. Pur. & Rep. of furniture	114	114	0	114	0	
3. Pur. of Books & Periodicals(Eng)	2	2	0	2	0	
4. Pur. of Books & Periodicals(Hindi)	4	4	0	4	0	
5. O.E.-Misc	1,581	1,581	0	1,581	0	
6. Pur.& Maint. of Staff Car	30	30	0	30	0	
7. Hiring of Vehicle	218	218	0	218	0	
8. Pur.&Rep. of photocopier	351	350	0	350	-1	
09.. Other Items			0	0	0	
(i) Printing of forms	331	331	0	331	0	
(ii) EPABX	15	15	0	15	0	
Total Other Office Expenses	2,755	2,754	0	2,754	-1	
Total Office Expenses	5,397	5,357	0	5,357	-40	

Certified that figures of expenditure have been reconciled upto 31st March, 2012 final with the figures booked by PAO, however on totalling the figures differ due to rounding off to thousand of rupees.

**ANNEXURE : III**  
**REVIEW OF EXPENDITURE IN RESPECT OF GROUP 'A' OFFICERS OF THE**  
**OFFICE OF THE PRINCIPAL ACCOUNTANT GENERAL(A&E), JHARKHAND, RANCHI**

March ( Final)  
YEAR : 2012

(In Thousand of Rupees.)

Unit of Appropriation	Final allotment for 2011-12	Expenditure up to the end of March' 2012	Probable Expenditure during the remaining months of 2011-12	Total requirement for 2011-12	Variation Requirement (+) Savings (-)	Explanation for variation
1	2	3	4	5	6	7
<b>I. SALARIES</b>						
i) Pay	1,249	1,249	0	1,249	0	
ii) Grade Pay of Officers	235	235	0	235	0	
iii) Arrear of Officers(60%)	0	0	0	0	0	
iii) Dearness Allowance	799	799	0	799	0	
v) Other Allowances						
a) House Rent allowances	59	59	0	59	0	
b) Honorarium	8	8	0	8	0	
c) Chirdren Education Allowance	30	30	0	30	0	
d) Leave Travel Concession	122	122	0	122	0	
e) Transport Allowance	27	27	0	27	0	
f) Dearness Allowance on TA	14	14	0	14	0	
g) Any other item (AFA)	0	0	0	0	0	
TOTAL Other Allowances	260	260	0	260	0	
TOTAL SALARIES	2,543	2,543	0	2,543	0	
II. Medical Treatment	9	9	0	9	0	
II. Travel Expenses						
Domestic Travel Expenses	568	568	0	568	0	
Foreign Travel expenses	0	0	0	0	0	
<b>GRAND TOTAL</b>	<b>3,120</b>	<b>3,120</b>	<b>0</b>	<b>3,120</b>	<b>0</b>	

Certified that figures of expenditure have been reconciled upto 31st March, 2012 final with the figures booked by PAO however on totalling the figures differ due to rounding off to thousand of rupees.

**ANNEXURE-IV**

**DETAILS OF EXPENDITURE UNDER THE HEAD TRAVEL EXPENSES IN RESPECT OF THE GR.A, GR.B and NGE  
OFFICE OF THE PRINCIPAL ACCOUNTANT GENERAL (A&E), JHARKHAND, RANCHI**

March ( Final)  
YEAR : 2012

[In thousand of Rupees.]

Unit	Final allotment for 2011-12	Expenditure up to the end of March' 2012	Probable Expenditure during the remaining months of 2011-12	Total requirement for 2011-12	Variation Requirement (+) Savings (-)
1	2	3	4	5	6
1. GROUP 'A'	568	568	0	568	0
2. GROUP 'B' & N.G. ESTT.	1,388	1,388	0	1,388	0

Certified that figures of expenditure have been reconciled upto 31st March, 2012 final with the figures booked by PAO

OFFICE OF THE PRINCIPAL ACCOUNTANT GENERAL (A&E) JHARKHAND, RANCHI

1 EXPENDITURE UNDER 'OTHER OFFICE EXPENSES, PROFESSIONAL SERVICES & AMC FOR COMPUTERS ETC. 2011-2012

(In thousand of rupees)

SI No.	Other office expenses	AMC for Computers etc.	Professional Service									Total
	A	B	C									
2	4692	1758	1336									7786

OTHER OFFICE EXPENSES

S.No.	Name of Office	Liveries (Gr'D)	Telephone Trunk Calls	Pur & Rep. of Furniture	Service Postage Stamps	(a)Book Pub (Eng)	(b)P.Bks & Pub (Hindi)	OE(Misc.)	Pur. & Mainte of Car	Printing of form	Pur. Of Photocopies	Total
		A	B	C	D	E	F	G	H	I	J	
1	Office of the Principal Accountant General (A&E) Jharkhand, Ranchi	109	352	114	1601	2	4	1581	248	331	350	4692



**ANNEXURE : I**  
**REVIEW OF EXPENDITURE IN RESPECT OF GROUP 'B' AND NON-GAZETTED OF THE**  
**OFFICE OF THE ACCOUNTANT GENERAL(A&E), JHARKHAND, RANCHI**

March Final  
 YEAR : 2014

(In Thousand of Rupees.)						
Unit of Appropriation	Final Allotment for 2013-14	Expenditure up to the end of March Final, 2014	Probable Expenditure during the remaining months of 2013-14	Total requirement for 2013-14	Variation Requirement (+) Savings (-)	Explanation for variation
1	2	3	4	5	6	7
<b>SALARIES OF OFFICERS</b>	<b>2,37,033</b>	<b>2,37,033</b>	<b>0</b>	<b>2,37,033</b>	<b>0</b>	
WAGES	45	45	0	45	0	
OVERTIME ALLOWANCES	8	8	0	8	0	
A.MEDICAL TREATMENT	3,105	3,105	0	3,105	0	
DOMESTIC TRAVEL EXPENSES	2,265	2,265	0	2,265	0	
FOREIGN TRAVEL EXPENSES	0	0	0	0	0	
OFFICE EXPENSES	6,394	6,395	0	6,395	1*	
(I) Local Purchase of Stationery	700	700	0	700	0	
(ii) Service Postage Stamps Charges*	2,706	2,706	0	2,706	0	
(iii) Telephone & Trunk Calls	438	438	0	438	0	
(iv) Other Office Expenses	2,550	2,551	0	2,551	1*	
RENT, RATES & TAXES	0	0	0	0	0	
Publication	1,171	1,172	0	1,172	1*	
Professional Services	2,482	2,482	0	2,482	0	
GRANTS-IN-AID	440	440	0	440	0	
OTHER CHARGES	0	0	0	0	0	
<b>Information &amp; Technology</b>	<b>9,384</b>	<b>9,384</b>	<b>0</b>	<b>9,384</b>	<b>0</b>	
<b>TOTAL</b>	<b>2,62,327</b>	<b>2,62,329</b>	<b>0</b>	<b>2,62,329</b>	<b>2</b>	
DEPARTMENTAL CANTEEN	4,096	4,096	0	4,096	0	
<b>GRAND TOTAL</b>	<b>2,66,423</b>	<b>2,66,425</b>	<b>0</b>	<b>2,66,425</b>	<b>2</b>	

SPS in commemoration of 150 years celebration	Total value of stamp received	Expenditure incurred till the end of month March 2014	Balance amount
	48,000	48,000	

Certified that figures of expenditure have been reconciled upto 31st March Final, 2014 with the figures booked by PAO, however on totalling the figures differ due to rounding off to thousand of rupees and figures for SPS to the extent of SPS issued in commemoration of

**ANNEXURE: II**  
**OFFICE OF THE ACCOUNTANT GENERAL (A&E), JHARKHAND, RANCHI**  
**STATEMENT SHOWING THE FULL DETAILS OF EXPENDITURE AND TOTAL REQUIREMENT ETC.**  
**UNDER THE HEAD 'SALARIES' AND OFFICE EXPENSES**

March Final  
YEAR : 2014

(In Thousand of Rupees.)						
Unit of Appropriation	Final Allotment for 2013-14	Expenditure up to the end of March Final, 2014	Probable Expenditure during the remaining months of 2013-14	Total requirement for 2013-14	Variation Requirement (+) Savings (-)	Explanation for variation
1	2	3	4	5	6	7
<b>SALARIES OF OFFICERS.</b>						
i) Pay of officers	20,364	20,364	0	20,364	0	
ii) Grade Pay of Officers	4,560	4,560	0	4,560	0	
iii) Pay of N.G. Establishment	69,195	69,195	0	69,195	0	
iv) Grade Pay of Estt.	17,860	17,860	0	17,860	0	
MACP arrear	244	244	0	244	0	
v) Dearness Allowance	94,231	94,231	0	94,231	0	
vi) Festival Advance	-53	-53	0	-53	0	
viii) Bonus	1,299	1,299	0	1,299	0	
ix) Other Allowances	0	0	0	0	0	
(a) House Rent Allowances.	15,506	15,506	0	15,506	0	
(b) Honorarium	98	98	0	98	0	
(c) CEA/T.F.	3,244	3,244	0	3,244	0	
(d) L.T.C.	1,348	1,348	0	1,348	0	
(e) TRANSPORT ALLOWANCE	4,884	4,884	0	4,884	0	
(e) Dearness Allowances on TA	4,253	4,253	0	4,253	0	
Total Other Allowances	29,333	29,333	0	29,333	0	
02.00.01 Total Salaries	2,37,033	2,37,033	0	2,37,033	0	

**ANNEXURE: II (CONTINUED)**  
**OFFICE OF THE ACCOUNTANT GENERAL (A&E), JHARKHAND, RANCHI**  
**STATEMENT SHOWING THE FULL DETAILS OF EXPENDITURE AND TOTAL REQUIREMENT ETC.**  
**UNDER THE HEAD 'SALARIES' AND OFFICE EXPENSES**

March Final  
YEAR : 2014

Unit of Appropriation	Final Allotment for 2013-14	Expenditure up to the end of March Final, 2014	Probable Expenditure during the remaining months of 2013-14	(In Thousand of Rupees.)		
				Total requirement for 2013-14	Variation Requirement (+) Savings(-)	Explanation for variation
1	2	3	4	5	6	7
<b>OFFICE EXPENSES</b>						
(i) Local purchase of sty.	700	700	0	700	0	
(ii) Service Postage Stamps Charges	2,706	2,706	0	2,706	0	
(iii) Telephone & Trunk Calls	438	438	0	438	0	
(iv) Other office expenses						
1. Liveries of Gr. 'D'	137	137	0	137	0	
2. Pur. & Rep. of furniture	7	7	0	7	0	
3. Pur. of Books & Periodicals(Eng)	25	25	0	25	0	
4. Pur. of Books & Periodicals(Hindi)	1	1	0	1	0	
5. O.E.-Misc	1,200	1,201	0	1,201	1*	
6. Pur. & Maint. of Staff Car	62	62	0	62	0	
7. Hiring of Vehicle	246	246	0	246	0	
8. Pur. & Rep. of photocopier	589	589	0	589	0	
09. Other Items						
(i) Printing of forms	268	268	0	268	0	
(ii) EPABX	15	15	0	15	0	
(iii) Pur. of Digital Franking Machine.	0	0	0	0	0	
Total Other Office Expenses	2,550	2,551	0	2,551	1	
Total Office Expenses	6,394	6,395	0	6,395	1	

Certified that figures of expenditure have been reconciled upto 31st March Final 2014 with the figures booked by PAO, however on totalling the figures differ due to rounding off to thousand of rupees. Actually there is no excess expenditure. The excess expenditure shown in this statement are only due to rounding of the figures in thousand.

ANNEXURE : III  
 REVIEW OF EXPENDITURE IN RESPECT OF GROUP 'A' OFFICERS OF THE  
OFFICE OF THE ACCOUNTANT GENERAL(A&E), JHARKHAND, RANCHI

March Final  
 YEAR : 2014

(In Thousand of Rupees.)						
Unit of Appropriation	Final Allotment for 2013-14	Expenditure up to the end of March Final, 2014	Probable Expenditure during the remaining months of 2013-14	Total requirement for 2013-14	Variation Requirement (+) Savings (-)	Explanation for variation
1	2	3	4	5	6	7
<b>I. SALARIES</b>						
i) Pay	1,625	1,625	0	1,625	0	
ii) Grade Pay of Officers	364	364	0	364	0	
iii) Arrear of Officers(60%)	0	0	0	0	0	
iii) Dearness Allowance	1,758	1,758	0	1,758	0	
v) Other Allowances						
a) House Rent allowances	103	103	0	103	0	
b) Honorarium	10	10	0	10	0	
c) Chirdren Education Allowance	30	30	0	30	0	
d) Leave Travel Concession	126	126	0	126	0	
e) Transport Allowance	55	55	0	55	0	
f) Dearness Allowance on TA	48	48	0	48	0	
g) Any other item (AFA)	0	0	0	0	0	
TOTAL Other Allowances	372	372	0	372	0	
TOTAL SALARIES	4,119	4,119	0	4,119	0	
II. Medical Treatment	30	30	0	30	0	
II. Travel Expenses						
Domestic Travel Expenses	750	750	0	750	0	
Foreign Travel expenses	0	0	0	0	0	
GRAND TOTAL	4,899	4,899	0	4,899	0	

Certified that figures of expenditure have been reconciled upto 31st March Final, 2014 with the figures booked by PAO however on totalling the figures differ due to rounding off to thousand of rupees.

**ANNEXURE-IV**  
**DETAILS OF EXPENDITURE UNDER THE HEAD TRAVEL EXPENSES IN RESPECT OF THE GR.A, GR.B and NGE**  
**OFFICE OF THE ACCOUNTANT GENERAL(A&E), JHARKHAND, RANCHI**

March Final  
 YEAR : 2014

Unit	Final Allotment for 2013-14	Expenditure up to the end of March Final, 2014	Probable Expenditure, during the remaining months of 2013-14	[In thousand of Rupees.]	
				Total requirement for 2013-14	Variation Requirement (+) Savings (-)
1	2	3	4	5	6
1. GROUP 'A'	750	750	0	750	0
2. GROUP 'B' & N.G. ESTT,	2,265	2,265	0	2,265	0

Certified that figures of expenditure have been reconciled upto 31st March Final 2014 with the figures booked by PAO

**ANNEXURE : I**  
**REVIEW OF EXPENDITURE IN RESPECT OF GROUP 'B' AND NON-GAZETTED OF THE**  
**OFFICE OF THE ACCOUNTANT GENERAL(A&E), JHARKHAND, RANCHI**

March Final  
YEAR : 2015

Unit of Appropriation	Final Allotment for 2014-15	Expenditure up to the end of March Final ' 2015	Probable Expenditure during the remaining months of 2014-15	Total requirement for 2014-15	(In Thousand of Rupees.)	
					Variation Requirement (+) Savings (-)	Explanation for variation
1	2	3	4	5	6	7
<b>SALARIES OF OFFICERS</b>	<b>248,592</b>	<b>248,592</b>	<b>0</b>	<b>248,592</b>	<b>0</b>	
WAGES	0	0	0	0	0	
OVERTIME ALLOWANCES	7	7	0	0	0	
A.MEDICAL TREATMENT	3,750	3,750	0	3,750	0	
DOMESTIC TRAVEL EXPENSES	2,065	2,065	0	2,065	0	
FOREIGN TRAVEL EXPENSES	0	0	0	0	0	
OFFICE EXPENSES	6,821	6,820	0	6,820	-1	
(I) Local Purchase of Stationery	850	850	0	850	0	
(ii) Service Postage Stamps Charges	3,356	3,356	0	3,356	0	
(iii) Telephone & Trunk Calls	465	463	0	463	-2	
(iv) Other Office Expenses	2,150	2,151	0	2,151	1	
RENT, RATES & TAXES	0	0	0	0	0	
Publication	1,069	1,069	0	1,069	0	
Professional Services	4,810	4,810	0	4,810	0	
GRANTS-IN-AID	1,387	1,387	0	1,387	0	
OTHER CHARGES	0	0	0	0	0	
<b>Information &amp; Technology</b>	<b>5,868</b>	<b>5,868</b>	<b>0</b>	<b>5,868</b>	<b>0</b>	
<b>TOTAL</b>	<b>274,369</b>	<b>274,368</b>	<b>0</b>	<b>274,368</b>	<b>-1</b>	
DEPARTMENTAL CANTEEN	4,809	4,809	0	4,809	0	
<b>GRAND TOTAL</b>	<b>279,178</b>	<b>279,177</b>	<b>0</b>	<b>279,177</b>	<b>-1</b>	

Certified that figures of expenditure have been reconciled upto 31st March Final 2015 with the figures booked by PAO, however on stating the figures differ due to rounding off to thousand of rupees

**ANNEXURE: II**  
**OFFICE OF THE ACCOUNTANT GENERAL(A&E), JHARKHAND, RANCHI**  
**STATEMENT SHOWING THE FULL DETAILS OF EXPENDITURE AND TOTAL REQUIREMENT ETC.**  
**UNDER THE HEAD 'SALARIES' AND OFFICE EXPENSES**

March Final  
YEAR : 2015

(₹) Thousand of Rupees.)						
Unit of Appropriation	Final Allotment for 2014-15	Expenditure up to the end of March Final ' 2015	Probable Expenditure during the remaining months of 2014-15	Total requirement for 2014-15	Variation Requirement (+) Savings (-)	Explanation for variation
1	2	3	4	5	6	7
<b>SALARIES OF OFFICERS.</b>						
i) Pay of officers	20,408	20,408	0	20,408	0	
ii) Grade Pay of Officers	4,477	4,477	0	4,477	0	
iii) Pay of N.G. Establishment	63,926	63,926	0	63,926	0	
iv) Grade Pay of Estt.	17,066	17,066	0	17,066	0	
MACP arrear	12	12	0	12	0	
v) Dearness Allowance	111,453	111,453	0	111,453	0	
vi) Festival Advance	86	86	0	86	0	
viii) Bonus	1,338	1,338	0	1,338	0	
ix) Other Allowances	0	0	0	0	0	
(a) House Rent Allowances.	15,231	15,231	0	15,231	0	
(b) Honorarium	80	80	0	80	0	
(c) CEA/T.F.	2,949	2,949	0	2,949	0	
(d) L.T.C.	1,849	1,849	0	1,849	0	
(e) TRANSPORT ALLOWANCE	4,713	4,713	0	4,713	0	
(e) Dearness Allowances on TA	5,004	5,004	0	5,004	0	
Total Other Allowances	29,826	29,826	0	29,826	0	
02.00.01 Total Salaries	248,592	248,592	0	248,592	0	

**ANNEXURE: II (CONTINUED)**  
**OFFICE OF THE ACCOUNTANT GENERAL (A&E), JHARKHAND, RANCHI**  
**STATEMENT SHOWING THE FULL DETAILS OF EXPENDITURE AND TOTAL REQUIREMENT ETC.**  
**UNDER THE HEAD 'SALARIES' AND OFFICE EXPENSES**

March Final  
YEAR : 2015

(In Thousand of Rupees.)

Unit of Appropriation	Final Allotment for 2014-15	Expenditure up to the end of March Final '2015	Probable Expenditure during the remaining months of 2014-15	Total requirement for 2014-15	Variation Requirement (+) Savings (-)	Explanation for variation
1	2	3	4	5	6	7
<b>OFFICE EXPENSES</b>						
(i) Local purchase of sty.	850	850	0	850	0	
(ii) Service Postage Stamps Charges	3,356	3,356	0	3,356	0	
(iii) Telephone & Trunk Calls	465	463	0	463	-2	
(iv) Other office expenses						
1. Liveries of Gr. 'D'	110	110	0	110	0	
2. Pur. & Rep. of furniture	7	7	0	7	0	
3. Pur. of Books & Periodicals(Eng)	18	18	0	18	0	
4. Pur. of Books & Periodicals(Hindi)	1	1	0	1	0	
5. O.E.-Misc	913	913	0	913	0	
6. Pur. & Maint. of Staff Car	40	40	0	40	0	
7. Hiring of Vehicle	270	270	0	270	0	
8. Purchase of AC Machine	332	332	0	332	0	
9. Pur. & Rep. of photocopier	268	269	0	269	1	
10. Purchase of Digital Franking Machine	0	0	0	0	0	
11. Other Items			0	0	0	
(i) Printing of forms	161	161	0	161	0	
(ii) EPABX	30	30	0	30	0	
<b>Total Other Office Expenses</b>	<b>2,150</b>	<b>2,151</b>	<b>0</b>	<b>2,151</b>	<b>1</b>	
<b>Total Office Expenses</b>	<b>6,821</b>	<b>6,820</b>	<b>0</b>	<b>6,820</b>	<b>-1</b>	

Certified that figures of expenditure have been reconciled upto 31st March Final 2015 with the figures booked by PAO, however on totalling the figures differ due to rounding off to thousand of rupees.



ANNEXURE : III  
REVIEW OF EXPENDITURE IN RESPECT OF GROUP 'A' OFFICERS OF THE  
OFFICE OF THE ACCOUNTANT GENERAL(A&E), JHARKHAND, RANCHI

March Final  
YEAR : 2015

Unit of Appropriation	Final Allotment for 2014-15	Expenditure up to the end of March Final ' 2015	Probable Expenditure during the remaining months of 2014-15	Total requirement for 2014-15	(In Thousand of Rupees.)	
					Variation Requirement (+) Savings (-)	Explanation for variation
1	2	3	4	5	6	7
<b>I. SALARIES</b>						
i) Pay	1,629	1,629	0	1,629	0	
ii) Grade Pay of Officers	359	359	0	359	0	
iii) Arrear of Officers(60%)	0	0	0	0	0	
iii) Dearness Allowance	2,088	2,088	0	2,088	0	
v) Other Allowances						
a) House Rent allowances	90	90	0	90	0	
b) Honorarium	6	6	0	6	0	
c) Children Education Allowances	33	33	0	33	0	
d) Leave Travel Concession	0	0	0	0	0	
e) Transport Allowance	114	114	0	114	0	
f) Dearness Allowance on TA	121	121	0	121	0	
g) Any other item (AFA)	0	0	0	0	0	
TOTAL Other Allowances	364	364	0	364	0	
TOTAL SALARIES	4,440	4,440	0	4,440	0	
II. Medical Treatment	44	44	0	44	0	
II. Travel Expenses						
Domestic Travel Expenses	288	288	0	288	0	
Foreign Travel expenses	0	0	0	0	0	
GRAND TOTAL	4,772	4,772	0	4,772	0	

Certified that figures of expenditure have been reconciled upto 31st March Final, 2015 with the figures booked by PAO however on totalling the figures differ due to rounding off to thousand of rupees.

**ANNEXURE-IV**

**DETAILS OF EXPENDITURE UNDER THE HEAD TRAVEL EXPENSES IN RESPECT OF THE GR.A, GR.B and NGE  
OFFICE OF THE ACCOUNTANT GENERAL(A&E), JHARKHAND, RANCHI**

March Final  
YEAR : 2015

[In thousand of Rupees.]

Unit	Final Allotment for 2014-15	Expenditure up to the end of March Final ' 2015	Probable Expenditure during the remaining months of 2014-15	Total requirement for 2014-15	Variation Requirement (+) Savings (-)
1	2	3	4	5	6
1. GROUP 'A'	288	288	0	288	0
2. GROUP 'B' & N.G. ESTT.	2,065	2,065	0	2,065	0

Certified that figures of expenditure have been reconciled upto 31st March Final 2015  
with the figures booked by PAO

OFFICE OF THE ACCOUNTANT GENERAL (A&E) JHARKHAND, RANCHI

1 EXPENDITURE UNDER 'OTHER OFFICE EXPENSES, PROFESSIONAL SERVICES & AMC FOR COMPUTERS ETC. 2014-2015

(In thousand of rupees)

Sl No.	Other office expenses	AMC for Computers etc.	Professional Service									Total
	A	B	C									
2	5608	5868	4810									16286

OTHER OFFICE EXPENSES

Sl No.	Name of Office	Liveries (Gr'D)	Telephone Trunk Calls	Pur & Rep. of Furniture	Service Postage Stamps	(a)P.Bks Pur (Eng)	(b)P.Bks & Pur (Hindi)	OE(Misc.)	Pur. & Mainte of Car	Printing of form	Pur. Of Photocopyers	Total
		A	B	C	D	E	F	G	H	I	J	
1	Office of the Accountant General (A&E) Jharkhand, Ranchi	110	463	7	3356	18	1	913	310	161	269	5608

**ANNEXURE : I**  
**REVIEW OF EXPENDITURE IN RESPECT OF GROUP 'B' AND NON-GAZETTED OF THE**  
**OFFICE OF THE ACCOUNTANT GENERAL(A&E), JHARKHAND, RANCHI**

March Final  
YEAR : 2016

(In Thousand of Rupees)

Unit of Appropriation	Revised Estimates for 2015-16	Expenditure up to the end of March Final, 2016	Probable Expenditure during the remaining months of 2015-16	Total requirement for 2015-16	Variation Excess (+) Savings (-)	Explanation for variation
1	2	3	4	5	6	7
<b>SALARIES OF OFFICERS</b>	<b>2,53,350</b>	<b>2,53,350</b>	<b>0</b>	<b>2,53,350</b>	<b>0</b>	
WAGES	0	0	0	0	0	
OVERTIME ALLOWANCES	6	6	0	6	0	
MEDICAL TREATMENT	4,693	4,693	0	4,693	0	
DOMESTIC TRAVEL EXPENSES	1,900	1,900	0	1,900	0	
FOREIGN TRAVEL EXPENSES	0	0	0	0	0	
OFFICE EXPENSES	6,510	6,510	0	6,510	0	
(I) Local Purchase of Stationery	957	957	0	957	0	
(ii) Service Postage Stamps Charges	3,082	3,082	0	3,082	0	
(iii) Telephone & Trunk Calls	496	496	0	496	0	
(iv) Other Office Expenses	1,975	1,975	0	1,975	0	
RENT, RATES & TAXES	0	0	0	0	0	
Publication	1,072	1,072	0	1,072	0	
Professional Services	3,505	3,505	0	3,505	0	
GRANTS-IN-AID	0	0	0	0	0	
OTHER CHARGES	0	0	0	0	0	
<b>Information &amp; Technology</b>	<b>4,009</b>	<b>4,008</b>	<b>0</b>	<b>4,008</b>	<b>-1</b>	
<b>TOTAL</b>	<b>2,75,045</b>	<b>2,75,044</b>	<b>0</b>	<b>2,75,044</b>	<b>-1</b>	
DEPARTMENTAL CANTEEN	5,256	5,256	0	5,256	0	
<b>GRAND TOTAL</b>	<b>2,80,301</b>	<b>2,80,300</b>	<b>0</b>	<b>2,80,300</b>	<b>-1</b>	

Certified that figures of expenditure have been reconciled upto 31st March 2016 with the figures booked by PAO, however on totalling the figures differ due to rounding off to thousand of rupees

**ANNEXURE: II**  
**OFFICE OF THE ACCOUNTANT GENERAL(A&E), JHARKHAND, RANCHI**  
**STATEMENT SHOWING THE FULL DETAILS OF EXPENDITURE AND TOTAL REQUIREMENT ETC.**  
**UNDER THE HEAD 'SALARIES' AND OFFICE EXPENSES**

March Final  
 YEAR : 2016

(In Thousand of Rupees)

Unit of Appropriation	Revised estimates for 2015-16	Expenditure up to the end of March Final, 2016	Probable Expenditure during the remaining months of 2015-16	Total requirement for 2015-16	Variation Excess (+) Savings (-)	Explanation for variation
1	2	3	4	5	6	7
<b>SALARIES OF OFFICERS.</b>						
i) Pay of officers	20,035	20,035	0	20,035	0	
ii) Grade Pay of Officers	4,301	4,301	0	4,301	0	
iii) Pay of N.G. Establishment	61,608	61,608	0	61,608	0	
iv) Grade Pay of Estt.	16,412	16,412	0	16,412	0	
MACP arrear	1	1	0	1	0	
v) Dearness Allowance	1,20,324	1,20,324	0	1,20,324	0	
vi) Festival Advance	53	53	0	53	0	
vii) Bonus	1,296	1,296	0	1,296	0	
viii) Other Allowances	0	0	0	0	0	
(a) House Rent Allowances.	14,854	14,854	0	14,854	0	
(b) Honorarium	30	30	0	30	0	
(c) CEA/T.F.	3,134	3,134	0	3,134	0	
(d) L.T.C.	1,461	1,461	0	1,461	0	
(e) TRANSPORT ALLOWANCE	4,514	4,514	0	4,514	0	
(f) Dearness Allowances on TA	5,327	5,327	0	5,327	0	
Total Other Allowances	29,320	29,320	0	29,320	0	
02.00.01 Total Salaries	2,53,350	2,53,350	0	2,53,350	0	

Contd...


**ANNEXURE: II (CONTINUED)**  
**OFFICE OF THE ACCOUNTANT GENERAL(A&E), JHARKHAND, RANCHI**  
**STATEMENT SHOWING THE FULL DETAILS OF EXPENDITURE AND TOTAL REQUIREMENT ETC.**  
**UNDER THE HEAD 'SALARIES' AND OFFICE EXPENSES**

March Final  
 YEAR : 2016

(In Thousand of Rupees)

Unit of Appropriation	Revised Estimates for 2015-16	Expenditure up to the end of March Final, 2016	Probable Expenditure during the remaining months of 2015-16	Total requirement for 2015-16	Variation Excess (+) Savings (-)	Explanation for variation
1	2	3	4	5	6	7
<b>OFFICE EXPENSES</b>						
(i) Local purchase of sty	957	957	0	957	0	
(ii) Service Postage Stamps Charges	3,082	3,082	0	3,082	0	
(iii) Telephone & Trunk Calls	496	496	0	496	0	
(iv) Other office expenses						
1. Liveries of Gr. 'D'	172	172	0	172	0	
2. Pur. & Rep. of furniture	13	13	0	13	0	
3. Pur. of Books & Periodicals(Eng)	20	20	0	20	0	
4. Pur. of Books & Periodicals(Hindi)	7	7	0	7	0	
5. O.E.-Misc	960	960	0	960	0	
6. Pur. & Maint. of Staff Car	40	40	0	40	0	
7. Hiring of Vehicle	224	224	0	224	0	
8. Purchase of A/C Machine	0	0	0	0	0	
9. Pur. & Rep. of photocopier	285	285	0	285	0	
10. Special Contingencies	75	75	0	75	0	
11. Purchase of Digital Frankling Machine	0	0	0	0	0	
12 Other Items			0	0	0	
(i) Printing of forms	149	149	0	149	0	
(ii) EPABX	30	30	0	30	0	
<b>Total Other Office Expenses</b>	<b>1,975</b>	<b>1,975</b>	<b>0</b>	<b>1,975</b>	<b>0</b>	
<b>Total Office Expenses</b>	<b>6,510</b>	<b>6,510</b>	<b>0</b>	<b>6,510</b>	<b>0</b>	

Certified that figures of expenditure have been reconciled upto 31st March, 2016 with the figures booked by PAO, however on totalling the figures differ due to rounding off to thousand of rupees.




**ANNEXURE : III**  
**REVIEW OF EXPENDITURE IN RESPECT OF GROUP 'A' OFFICERS OF THE**  
**OFFICE OF THE ACCOUNTANT GENERAL(A&E), JHARKHAND, RANCHI**

March Final  
 YEAR : 2016

(In Thousand of Rupees)

Unit of Appropriation	Revised Estimates for 2015-16	Expenditure up to the end of March Final, 2016	Probable Expenditure during the remaining months of 2015-16	Total requirement for 2015-16	Variation Excess (+) Savings (-)	Explanation for variation
1	2	3	4	5	6	7
<b>I. SALARIES</b>						
i) Pay	1,991	1,991	0	1,991	0	
ii) Grade Pay of Officers	457	457	0	457	0	
iii) Arrear of Officers(60%)	0	0	0	0	0	
vi) Dearness Allowance	2,883	2,883	0	2,883	0	
v) Other Allowances						
a) House Rent allowances	128	128	0	128	0	
b) Honorarium	12	12	0	12	0	
c) Children Education Allowances	66	66	0	66	0	
d) Leave Travel Concession	100	100	0	100	0	
e) Transport Allowance	125	125	0	125	0	
f) Dearness Allowance on TA	148	148	0	148	0	
g) Any other item (AFA)	0	0	0	0	0	
TOTAL Other Allowances	579	579	0	579	0	
TOTAL SALARIES	5,910	5,910	0	5,910	0	
II. Medical Treatment	203	203	0	203	0	
II. Travel Expenses						
Domestic Travel Expenses	456	456	0	456	0	
Foreign Travel expenses	0	0	0	0	0	
<b>GRAND TOTAL</b>	<b>6,569</b>	<b>6,569</b>	<b>0</b>	<b>6,569</b>	<b>0</b>	

Certified that figures of expenditure have been reconciled upto March, 2016 with the figures booked by PAO however on totalling the figures differ due to rounding off to thousand of rupees.



**ANNEXURE-IV****DETAILS OF EXPENDITURE UNDER THE HEAD TRAVEL EXPENSES IN RESPECT OF THE GR.A ,GR.B and NGE  
OFFICE OF THE ACCOUNTANT GENERAL(A&E), JHARKHAND, RANCHI**March Final  
YEAR : 2016

(In Thousand of Rupees)

Unit	Revised Estimates for 2015-16	Expenditure up to the end of March Final, 2016	Probable Expenditure during the remaining months of 2015-16	Total requirement for 2015-16	Variation Excess (+) Savings (-)
1	2	3	4	5	6
1. GROUP 'A'	456	456	0	456	0
2. GROUP 'B' & N.G. ESTT.	1,900	1,900	0	1,900	0

Certified that figures of expenditure have been reconciled upto 31st March, 2016 with the figures booked by PAO



196

OFFICE OF THE ACCOUNTANT GENERAL (A&E) JHARKHAND, RANCHI

1 EXPENDITURE UNDER 'OTHER OFFICE EXPENSES, PROFESSIONAL SERVICES & AMC FOR COMPUTERS ETC. 2015-2016

(In thousand of rupees)

Sl No.	Other office expenses	AMC for Computers etc.	Professional Services									Total
	A	B	C									
2	5523	4008	3505									13036

OTHER OFFICE EXPENSES

SlNo.	Name of Office	Liveries (Gr'D)	Telephone Trunk Calls	Pur & Rep. of Furniture	Service Postage Stamps	(a)P.Bks & Pur (Eng)	(b)P.Bks & Pur (Hindi)	OE(Misc.)	Pur. & Mainte of Car	Printing of form	Special contingencies	Pur. Of Photocopiers	Total
		A	B	C	D	E	F	G	H	I	J	K	
1	Office of the Accountant General (A&E) Jharkhand, Ranchi	172	496	13	3082	20	7	960	264	149	75	285	5523

# Fund Position Report (REVISED Estimates)

Financial Year : 2016-2017

(174)

OFFICE / DDO NAME : PAG (A&E), Jharkhand, Ranchi  
 PAY & ACCOUNTS OFFICE : PAO, O/O THE AG (A&E) JHARKHAND, RANCHI

03/04/2017 :10:05:08  
 (RUPEES IN THOUSAND)

Standard Numeric Codes	Head, Subhead and other Details	Budget Estimates	Addition al Budget Alotted	Budget Withdr awn	Budget Surrender ed	Total Allott ed Budget	Expenditur e Incurred	Refund/ Recovery	Total Net Expenditur e	Available DDO Budget
------------------------	---------------------------------	------------------	----------------------------	-------------------	---------------------	------------------------	-----------------------	------------------	------------------------	----------------------

Group A

MH: 2016										
0001	Salaries									
	Pay of Officers	3595.000	68.000	0.000	0.143	3662.857	4070.189	407.332	3662.857	0.000
	Grade pay of Officers	151.000	0.000	0.000	0.400	150.600	150.600	0.000	150.600	0.000
	Leave Encashment (LTC)	0.000	0.000	0.000	0.000	0.000	0.000	0.000	0.000	0.000
	Arrears	408.000	0.000	0.000	0.668	407.332	407.332	0.000	407.332	0.000
	Dearness/Foreign Allowance	1170.000	0.000	0.000	0.108	1169.892	1169.892	0.000	1169.892	0.000
	Other Allowances									
	House Rent Allowances	43.000	0.000	0.000	14.460	28.540	28.540	0.000	28.540	0.000
	Honorarium	62.000	0.000	0.000	8.048	53.952	53.952	0.000	53.952	0.000
	Children Education allowance	66.000	0.000	0.000	66.000	0.000	0.000	0.000	0.000	0.000
	Leave Travel concession	400.000	0.000	0.000	132.662	267.338	321.440	54.102	267.338	0.000
	Transport Allowance	141.000	0.000	0.000	8.000	133.000	133.000	0.000	133.000	0.000
	Dearness Allowances on T.A	177.000	0.000	0.000	9.562	167.438	167.438	0.000	167.438	0.000
	Any other Allowances	0.000	0.000	0.000	0.000	0.000	0.000	0.000	0.000	0.000
	Other Allowances Total	889.000	0.000	0.000	236.732	650.268	704.370	54.102	650.268	0.000
	Salaries Total	6213.000	68.000	0.000	240.051	6040.949	6502.383	461.434	6040.949	0.000
0006	Medical Treatment	50.000	0.000	0.000	32.490	17.510	17.510	0.000	17.510	0.000
0011	Domestic Travel Expenses	588.000	100.000	0.000	0.223	687.777	710.471	28.694	687.777	0.000
0012	Foreign Travel Expenses	0.000	0.000	0.000	0.000	0.000	0.000	0.000	0.000	0.000
	2016 Group-A Total	6851.000	168.000	0.000	272.764	6746.236	7236.364	490.128	6746.236	0.000



Attest

Exp. B

(172)

0011	Office Expenses									
	L.P.S	951.000	0.000	0.000	0.000	951.000	951.000	0.000	951.000	0.000
	O.O.E									
	Telephone and Trunk call Charges	422.000	14.000	0.000	0.000	436.000	438.325	2.517	436.808	0.192
	Service postage and telegram	2726.000	300.000	0.000	34.906	2991.094	2991.094	0.000	2991.094	0.000
	Office expenses (Misc.)	2200.000	0.000	0.000	0.000	2200.000	2246.227	46.508	2199.719	0.281
	Electricity & Water charges	0.000	0.000	0.000	0.000	0.000	0.000	0.000	0.000	0.000
	O.O.E Total	5348.000	314.000	0.000	34.906	5627.094	5675.646	49.025	5626.621	0.473
	Special Contingencies	418.000	0.000	0.000	0.000	418.000	418.000	0.000	418.000	0.000
	Others	0.000	0.000	0.000	0.000	0.000	0.000	0.000	0.000	0.000
	Office Expenses Total	6717.000	314.000	0.000	34.906	6996.094	7044.646	49.025	6995.621	0.473
0014	Rent, Rates and Taxes	0.000	0.000	0.000	0.000	0.000	0.000	0.000	0.000	0.000
0018	publications									
	Audit and Account Reports etc	1150.000	0.000	0.000	34.704	1115.296	1115.296	0.000	1115.296	0.000
	Admin Reports and Magazines etc	0.000	0.000	0.000	0.000	0.000	0.000	0.000	0.000	0.000
	Others	13.000	0.000	0.000	0.027	12.973	12.973	0.000	12.973	0.000
	publications Total	1163.000	0.000	0.000	34.731	1128.269	1128.269	0.000	1128.269	0.000
0020	Other Administrative Expenses/DC	6455.000	0.000	0.000	369.625	6085.375	6257.225	171.850	6085.375	0.000
0027	Minor Works									
	HQ Admin approved	0.000	0.000	0.000	0.000	0.000	0.000	0.000	0.000	0.000
	HOD's Approved etc	0.000	0.000	0.000	0.000	0.000	0.000	0.000	0.000	0.000
	Others	0.000	0.000	0.000	0.000	0.000	0.000	0.000	0.000	0.000
	Minor Works Total	0.000	0.000	0.000	0.000	0.000	0.000	0.000	0.000	0.000
0028	Professional Services									
	House Keeping	0.000	0.000	0.000	0.000	0.000	0.000	0.000	0.000	0.000
	Security	0.000	0.000	0.000	0.000	0.000	0.000	0.000	0.000	0.000
	Consultant, Drivers and DEO etc.	0.000	0.000	0.000	0.000	0.000	0.000	0.000	0.000	0.000
	Legal Charges etc	1275.000	862.000	0.000	0.000	2137.000	2136.595	0.000	2136.595	0.405
	Others	394.000	0.000	0.000	0.000	394.000	393.943	0.000	393.943	0.057
	Professional Services Total	1669.000	862.000	0.000	0.000	2531.000	2530.538	0.000	2530.538	0.462

003	Grants-in-aid-General	149,000	175,000	0,000	0,000	324,000	324,000	0,000	324,000	0,000
0032	Contribution	0,000	0,000	0,000	0,000	0,000	0,000	0,000	0,000	0,000
0050	Other Charges	0,000	0,000	0,000	0,000	0,000	0,000	0,000	0,000	0,000
0070	Deduct Recoveries	0,000	0,000	0,000	0,000	0,000	0,000	0,000	0,000	0,000
9913	Information Technology									
	IT-AMC, Stationary and Cartridge	1290,000	0,000	0,000	0,000	1290,000	1290,000	0,000	1290,000	0,000
	IT-Hardware Software	3568,000	1380,000	0,000	0,000	4948,000	4948,000	0,000	4948,000	0,000
	IT-Others	60,000	0,000	0,000	0,000	60,000	60,000	0,000	60,000	0,000
	Information Technology Total	4918,000	1380,000	0,000	0,000	6298,000	6298,000	0,000	6298,000	0,000
	2016 Group-B Total	344879,000	4562,000	750,000	1865,371	346825,629	372073,284	25248,917	346824,367	1,262
	Grand Total:	351730,000	4730,000	750,000	2138,135	353571,865	379309,648	25739,045	353570,603	1,262

## Fund Position Report (REVISED Estimates)

Financial Year : 2017-2018

OFFICE / DDO NAME :- PAG (A&E), Jharkhand, Ranchi  
 PAY & ACCOUNTS OFFICE :- PAO, O/O THE AG (A&E) JHARKHAND, RANCHI

28/05/2018 :05:27:38  
 (RUPEES IN THOUSAND)

Standard Numeric Codes	Head, Subhead and other Details	Budget Estimates	Additional Budget Allotted	Budget Withdrawn	Budget Surrendered	Total Allotted Budget	Expenditure Incurred	Refund/Recovery	Total Net Expenditure	Available DDO Budget
------------------------	---------------------------------	------------------	----------------------------	------------------	--------------------	-----------------------	----------------------	-----------------	-----------------------	----------------------

Group A

MH: 2016

0001	Salaries									
	Pay of Officers	5315.000	37.000	0.000	0.432	5351.568	5351.568	0.000	5351.568	0.000
	Grade pay of Officers	0.000	0.000	0.000	0.000	0.000	0.000	0.000	0.000	0.000
	Leave Encashment (LTC)	0.000	0.000	0.000	0.000	0.000	0.000	0.000	0.000	0.000
	Arrears	0.000	0.000	0.000	0.000	0.000	0.000	0.000	0.000	0.000
	Dearness/Foreign Allowance	263.000	3.000	0.000	0.004	265.996	265.996	0.000	265.996	0.000
	Other Allowances									
	House Rent Allowances	0.000	41.000	0.000	0.200	40.800	45.293	4.493	40.800	0.000
	Honorarium	10.000	3.000	0.000	0.864	12.136	12.136	0.000	12.136	0.000
	Children Education allowance	36.000	0.000	0.000	0.000	36.000	36.000	0.000	36.000	0.000
	Leave Travel concession	202.000	0.000	0.000	42.416	159.584	161.152	1.568	159.584	0.000
	Transport Allowance	253.000	24.000	0.000	0.811	276.189	278.163	1.974	276.189	0.000
	Dearness Allowances on T.A	15.000	0.000	0.000	0.527	14.473	14.572	0.099	14.473	0.000
	Any other Allowances	0.000	0.000	0.000	0.000	0.000	0.000	0.000	0.000	0.000
	<b>Other Allowances Total</b>	<b>516.000</b>	<b>68.000</b>	<b>0.000</b>	<b>44.818</b>	<b>539.182</b>	<b>547.316</b>	<b>8.134</b>	<b>539.182</b>	<b>0.000</b>
	<b>Salaries Total</b>	<b>6094.000</b>	<b>108.000</b>	<b>0.000</b>	<b>45.254</b>	<b>6156.746</b>	<b>6164.880</b>	<b>8.134</b>	<b>6156.746</b>	<b>0.000</b>
0006	Medical Treatment	183.000	0.000	180.000	0.165	2.835	2.835	0.000	2.835	0.000
0011	Domestic Travel Expenses	183.000	0.000	0.000	0.000	183.000	207.995	24.995	183.000	0.000
0012	Foreign Travel Expenses	0.000	0.000	0.000	0.000	0.000	0.000	0.000	0.000	0.000
	<b>2016 Group-A Total</b>	<b>6460.000</b>	<b>108.000</b>	<b>180.000</b>	<b>45.419</b>	<b>6342.581</b>	<b>6375.710</b>	<b>33.129</b>	<b>6342.581</b>	<b>0.000</b>







	Group A											
	Group B and Others	0.000	0.000	0.000	0.000	0.000	0.000	0.000	0.000	0.000	0.000	0.000
	<b>Training Total</b>	<b>0.000</b>	<b>0.000</b>	<b>0.000</b>	<b>0.000</b>	<b>0.000</b>	<b>0.000</b>	<b>0.000</b>	<b>0.000</b>	<b>0.000</b>	<b>0.000</b>	<b>0.000</b>
	<b>Professional Services Total</b>	<b>0.000</b>	<b>0.000</b>	<b>0.000</b>	<b>0.000</b>	<b>0.000</b>	<b>0.000</b>	<b>0.000</b>	<b>0.000</b>	<b>0.000</b>	<b>0.000</b>	<b>0.000</b>
0031	Grants-in-aid-General	2417.000	0.000	0.000	35.114	2381.886	2381.886	0.000	0.000	2381.886	0.000	0.000
0032	Contribution	0.000	0.000	0.000	0.000	0.000	0.000	0.000	0.000	0.000	0.000	0.000
0050	Other Charges	0.000	0.000	0.000	0.000	0.000	0.000	0.000	0.000	0.000	0.000	0.000
0070	Deduct Recoveries	0.000	0.000	0.000	0.000	0.000	0.000	0.000	0.000	0.000	0.000	0.000
9913	Information Technology	0.000	0.000	0.000	0.000	0.000	0.000	0.000	0.000	0.000	0.000	0.000
	IT-AMC, Stationary and Cartridge	939.000	0.000	0.000	0.000	939.000	939.000	0.000	939.000	0.000	0.000	0.000
	IT-Hardware Software	2954.000	0.000	0.000	0.000	2954.000	2953.987	0.000	2953.987	0.013	0.000	0.000
	IT-Others	36.000	1345.000	0.000	0.000	1381.000	1381.000	0.000	1381.000	0.000	0.000	0.000
	Information Technology Total	<b>3929.000</b>	<b>1345.000</b>	<b>0.000</b>	<b>0.000</b>	<b>5274.000</b>	<b>5273.987</b>	<b>0.000</b>	<b>5273.987</b>	<b>0.013</b>	<b>0.000</b>	<b>0.000</b>
	<b>2016 Group-B Total</b>	<b>361346.000</b>	<b>3704.000</b>	<b>38.000</b>	<b>3102.695</b>	<b>361909.305</b>	<b>362541.352</b>	<b>632.397</b>	<b>361908.955</b>	<b>0.350</b>	<b>0.350</b>	<b>0.350</b>
	<b>Grand Total:</b>	<b>367806.000</b>	<b>3812.000</b>	<b>218.000</b>	<b>3148.114</b>	<b>368251.886</b>	<b>368917.062</b>	<b>665.526</b>	<b>368251.536</b>	<b>0.350</b>	<b>0.350</b>	<b>0.350</b>

# Fund Position Report (REVISED Estimates)

Financial Year : 2018-2019

OFFICE / UNIT NAME :- PAG (A&E), Jharkhand, Ranchi  
 PAY & ACCOUNTS OFFICE :- PAO, O/O THE AG (A&E) JHARKHAND, RANCHI

03/04/2019 :12:58:07  
 (RUPEES IN THOUSAND)

Standard Numeric Codes	Head, Subhead and other Details	Budget Estimates	Additional Budget Allotted	Budget Withdrawn	Budget Surrendered	Total Allotted Budget	Expenditure Incurred	Refund/Recovery	Total Net Expenditure	Available DDO Budget
------------------------	---------------------------------	------------------	----------------------------	------------------	--------------------	-----------------------	----------------------	-----------------	-----------------------	----------------------

## Group A

MH: 2016

0001	Salaries									
	Pay of Officers	5814.000	0.000	0.000	26.800	5787.200	5814.424	27.243	5787.181	0.019
	Grade pay of Officers	0.000	0.000	0.000	0.000	0.000	0.000	0.000	0.000	0.000
	Leave Encashment (LTC)	0.000	0.000	0.000	0.000	0.000	0.000	0.000	0.000	0.000
	Arrears	0.000	0.000	0.000	0.000	0.000	0.000	0.000	0.000	0.000
	Dearness/Foreign Allowance	493.000	0.000	0.000	1.100	491.900	491.839	0.000	491.839	0.061
	Other Allowances									
	House Rent Allowances	41.000	0.000	0.000	14.300	26.700	33.883	7.200	26.683	0.017
	Honorarium	12.000	0.000	0.000	8.100	3.900	3.885	0.000	3.885	0.015
	Children Education allowance	200.000	0.000	0.000	153.827	46.173	46.173	0.000	46.173	0.000
	Leave Travel concession	160.000	0.000	0.000	52.677	107.323	108.640	1.337	107.303	0.020
	Transport Allowance	276.000	0.000	0.000	2.200	273.800	276.130	2.390	273.740	0.060
	Dearness Allowances on T.A	23.000	0.000	0.000	2.000	21.000	20.974	0.000	20.974	0.026
	Any other Allowances	0.000	0.000	0.000	0.000	0.000	0.000	0.000	0.000	0.000
	<b>Other Allowances Total</b>	<b>712.000</b>	<b>0.000</b>	<b>0.000</b>	<b>233.104</b>	<b>478.896</b>	<b>489.685</b>	<b>10.927</b>	<b>478.758</b>	<b>0.138</b>
	<b>Salaries Total</b>	<b>7019.000</b>	<b>0.000</b>	<b>0.000</b>	<b>261.004</b>	<b>6757.996</b>	<b>6795.948</b>	<b>38.170</b>	<b>6757.778</b>	<b>0.218</b>
0006	Medical Treatment	50.000	32.000	0.000	0.000	82.000	81.914	0.000	81.914	0.086
0011	Domestic Travel Expenses	226.000	200.000	0.000	87.700	338.300	359.074	20.857	338.217	0.083
0012	Foreign Travel Expenses	0.000	0.000	0.000	0.000	0.000	0.000	0.000	0.000	0.000
	<b>2016 Group-A Total</b>	<b>7295.000</b>	<b>232.000</b>	<b>0.000</b>	<b>348.704</b>	<b>7178.296</b>	<b>7236.936</b>	<b>59.027</b>	<b>7177.909</b>	<b>0.387</b>



	Telephone and Trunk call Charges	305.000	10.000	0.000	0.000	315.000	317.151	2.541	314.610	0.390
	Service postage and telegram	3054.000	0.000	0.000	306.941	2747.059	2747.059	0.000	2747.059	0.000
	Office expenses (Misc.)	2100.000	0.000	0.000	0.000	2100.000	2195.975	107.078	2088.897	11.103
	Electricity & Water charges	0.000	0.000	0.000	0.000	0.000	0.000	0.000	0.000	0.000
	<b>O.O.E Total</b>	<b>5459.000</b>	<b>10.000</b>	<b>0.000</b>	<b>306.941</b>	<b>5162.059</b>	<b>5260.185</b>	<b>109.619</b>	<b>5150.566</b>	<b>11.493</b>
	<b>Special Contingencies</b>	119.000	0.000	2.340	0.000	116.660	116.660	0.000	116.660	0.000
	<b>Others</b>	0.000	0.000	0.000	0.000	0.000	0.000	0.000	0.000	0.000
	<b>Office Expenses Total</b>	<b>6219.000</b>	<b>110.000</b>	<b>2.340</b>	<b>306.941</b>	<b>6019.719</b>	<b>6116.667</b>	<b>109.619</b>	<b>6007.048</b>	<b>12.671</b>
0014	Rent, Rates and Taxes	0.000	0.000	0.000	0.000	0.000	0.000	0.000	0.000	0.000
0016	publications									
	Audit and Account Reports etc	1331.000	0.000	0.000	0.810	1330.190	1330.190	0.000	1330.190	0.000
	Admin Reports and Magazines etc	0.000	0.000	0.000	0.000	0.000	0.000	0.000	0.000	0.000
	Others	0.000	0.000	0.000	0.000	0.000	0.000	0.000	0.000	0.000
	<b>publications Total</b>	<b>1331.000</b>	<b>0.000</b>	<b>0.000</b>	<b>0.810</b>	<b>1330.190</b>	<b>1330.190</b>	<b>0.000</b>	<b>1330.190</b>	<b>0.000</b>
0020	Other Administrative Expenses/DC	5510.000	0.000	0.000	416.000	5094.000	5158.667	64.750	5093.917	0.083
0027	Minor Works									
	HQ Admin approved	0.000	0.000	0.000	0.000	0.000	0.000	0.000	0.000	0.000
	HOD's Approved etc	0.000	0.000	0.000	0.000	0.000	0.000	0.000	0.000	0.000
	Others	0.000	0.000	0.000	0.000	0.000	0.000	0.000	0.000	0.000
	<b>Minor Works Total</b>	<b>0.000</b>	<b>0.000</b>	<b>0.000</b>	<b>0.000</b>	<b>0.000</b>	<b>0.000</b>	<b>0.000</b>	<b>0.000</b>	<b>0.000</b>
0028	Professional Services									
	House Keeping(MTS)	700.000	0.000	0.000	0.000	700.000	700.000	0.000	700.000	0.000
	Security	0.000	0.000	0.000	0.000	0.000	0.000	0.000	0.000	0.000
	DEOs, Steno, Driver etc.	0.000	0.000	0.000	0.000	0.000	0.000	0.000	0.000	0.000
	Legal Charges etc	2500.000	0.000	283.860	0.000	2216.140	2216.140	0.000	2216.140	0.000
	Others	802.000	0.000	250.000	0.000	552.000	552.000	0.000	552.000	0.000
	Training									
	Group A	0.000	0.000	0.000	0.000	0.000	0.000	0.000	0.000	0.000
	Group B and Others	0.000	0.000	0.000	0.000	0.000	0.000	0.000	0.000	0.000
	<b>Training Total</b>	<b>0.000</b>	<b>0.000</b>	<b>0.000</b>	<b>0.000</b>	<b>0.000</b>	<b>0.000</b>	<b>0.000</b>	<b>0.000</b>	<b>0.000</b>
	<b>Professional Services Total</b>	<b>4002.000</b>	<b>0.000</b>	<b>533.860</b>	<b>0.000</b>	<b>3468.140</b>	<b>3468.140</b>	<b>0.000</b>	<b>3468.140</b>	<b>0.000</b>

	Contribution	0.000	0.000	0.000	0.000	0.000	0.000	0.000	0.000	33.500
	Other Charges	0.000	0.000	0.000	0.000	0.000	0.000	0.000	0.000	0.000
0070	Deduct Recoveries	0.000	0.000	0.000	0.000	0.000	0.000	0.000	0.000	0.000
9913	Information Technology									
	IT-AMC, Stationary and Cartridge	1308.000	0.000	0.000	0.000	1308.000	1307.785	0.000	1307.785	0.215
	IT-Hardware Software	1660.000	0.000	0.000	0.000	1660.000	1660.000	0.000	1660.000	0.000
	IT-Others	0.000	0.000	0.000	0.000	0.000	0.000	0.000	0.000	0.000
	Information Technology Total	2968.000	0.000	0.000	0.000	2968.000	2967.785	0.000	2967.785	0.215
	2016 Group-B Total	374940.000	2029.500	536.200	1466.886	374966.414	375456.851	590.625	374866.226	100.188
	Grand Total:	382235.000	2261.500	536.200	1815.590	382144.710	382693.787	649.652	382044.135	100.575

To,

The PAO(A)

# Progressive Monthly Expenditure Report

Financial Year : 2019-2020

OFFICE / DDO NAME : - PAG (A&E), Jharkhand, Ranchi  
 PAY & ACCOUNTS OFFICE :- PAO, O/O THE AG (A&E) JHARKHAND, RANCHI

04/06/2020 :11:15:43  
 ( RUPEES IN THOUSAND )

Standard Numeric Codes	Head, Subhead and other Details	Budget Estimates	Additional Budget Allotted	Net Allotted Budget as on Date	Total Net Expenditure	Available DDO Budget
------------------------	---------------------------------	------------------	----------------------------	--------------------------------	-----------------------	----------------------

## Group A

<b>MH: 2016</b>						
<b>0001</b>	<b>Salaries</b>					
	Pay of Officers	5791	37.00	5827.10	5827.03	0.07
	Grade pay of Officers	0	0.00	0.00	0.00	0.00
	Leave Encashment (LTC)	0	0.00	0.00	0.00	0.00
	Arrears	0	0.00	0.00	0.00	0.00
	Dearness/Foreign Allowance	933	0.00	932.60	932.56	0.04
	<b>Other Allowances</b>					
	House Rent Allowances	161	0.00	125.40	125.36	0.04
	Honorarium	3	6.00	9.00	8.85	0.15
	Children Education allowance	0	0.00	0.00	0.00	0.00
	Leave Travel concession	108	0.00	20.21	20.21	0.00
	Transport Allowance	308	0.00	307.80	307.80	0.00
	Dearness Allowances on T.A	50	0.00	49.20	49.15	0.05
	Any other Allowances	0	0.00	0.00	0.00	0.00
	<b>Other Allowances Total</b>	<b>630</b>	<b>6.00</b>	<b>511.61</b>	<b>511.37</b>	<b>0.24</b>
	<b>Salaries Total</b>	<b>7354</b>	<b>43.00</b>	<b>7271.31</b>	<b>7270.97</b>	<b>0.34</b>
<b>0006</b>	<b>Medical Treatment</b>	70	9.00	58.62	58.61	0.01
<b>0011</b>	<b>Domestic Travel Expenses</b>	340	0.00	297.36	297.36	0.00
<b>0012</b>	<b>Foreign Travel Expenses</b>	0	0.00	0.00	0.00	0.00
	<b>Group A Total</b>	<b>7764</b>	<b>52.00</b>	<b>7627.29</b>	<b>7626.94</b>	<b>0.35</b>

## Group B

MH: 2016						
<b>0001</b>	<b>Salaries</b>					
	Pay of Officers	62755	0.00	62381.49	62381.48	0.01
	Grade pay of Officers	0	0.00	0.00	0.00	0.00
	Leave Encashment (LTC)	0	0.00	0.00	0.00	0.00
	Pay of N.G Estt.	202695	0.00	202243.96	202243.96	0.00
	Grade Pay N.G Estt.	0	0.00	0.00	0.00	0.00
	Arrears	9832	0.00	9751.87	9751.87	0.00
	Dearness/Foreign Allowance	42037	0.00	41888.39	41888.39	0.00
	Festival Advance	0	0.00	0.00	0.00	0.00
	Bonus	2550	0.00	2538.11	2538.11	0.00
	<b>Other Allowances</b>					
	House Rent Allowances	32856	0.00	32715.04	32715.04	0.00
	Honorarium	43	0.00	43.00	42.96	0.04
	Children Education allowance	6400	0.00	6396.44	6396.44	0.00
	Leave Travel concession	2313	0.00	1479.90	1479.90	0.01
	Transport Allowance	9853	166.00	10017.54	10017.54	0.00
	Dearness Allowances on T.A	1747	0.00	1600.20	1600.17	0.03
	Any other Allowances	205	0.00	195.38	195.38	0.00
	<b>Other Allowances Total</b>	<b>53417</b>	<b>166.00</b>	<b>52447.50</b>	<b>52447.42</b>	<b>0.08</b>
	<b>Salaries Total</b>	<b>373286</b>	<b>166.00</b>	<b>371251.33</b>	<b>371251.23</b>	<b>0.09</b>
<b>0002</b>	<b>Wages</b>	0	0.00	0.00	0.00	0.00
<b>0003</b>	<b>Overtime Allowances</b>	0	0.00	0.00	0.00	0.00
<b>0006</b>	<b>Medical Treatment</b>	5500	400.00	5900.00	5899.72	0.28
<b>0011</b>	<b>Domestic Travel Expenses</b>	3770	1278.00	4923.15	4899.76	23.39
<b>0012</b>	<b>Foreign Travel Expenses</b>	0	0.00	0.00	0.00	0.00
<b>0013</b>	<b>Office Expenses</b>					
	L.P.S	797	0.00	797.00	796.38	0.62
	<b>O.O.E</b>					
	Telephone and Trunk call Charges	222	20.00	242.00	221.94	20.06
	Service postage and telegram	2819	216.00	2968.00	2968.00	0.00
	Misc. Procurement of goods and materials	2447	222.00	2669.00	2668.81	0.19

	Electricity & Water charges	0	0.00	0.00	0.00	0.00
	Hiring of Inspection Vehicle	241	32.00	268.11	268.10	0.01
	<b>O.O.E Total</b>	<b>5729</b>	<b>490.00</b>	<b>6147.11</b>	<b>6126.86</b>	<b>20.25</b>
	<b>Others</b>	0	0.00	0.00	0.00	0.00
	<b>Special Contingencies(New)</b>					
	Purchase of Modular Furniture	0	0.00	0.00	0.00	0.00
	Purchase of Office Furniture	21	0.00	20.55	20.55	0.00
	Purchase of Air conditions	2061.75	0.00	2060.98	2060.97	0.01
	Purchase of CCTV Cameras	0	0.00	0.00	0.00	0.00
	Purchase of staff car	0	0.00	0.00	0.00	0.00
	Other Procurement of goods(Photo copiers, FAX etc)	1129.84	0.00	1129.34	1129.34	0.00
	<b>Special Contingencies(New) Total</b>	<b>3212.59</b>	<b>0.00</b>	<b>3210.87</b>	<b>3210.86</b>	<b>0.01</b>
	<b>Office Expenses Total</b>	<b>9738.59</b>	<b>490.00</b>	<b>10154.98</b>	<b>10134.10</b>	<b>20.88</b>
<b>0014</b>	<b>Rent, Rates and Taxes</b>	0	0.00	0.00	0.00	0.00
<b>0016</b>	<b>publications</b>					
	<b>Audit and Account Reports etc. wrt MIS</b>	1566	0.00	1565.29	1565.29	0.00
	<b>Admin Reports and Magazines etc</b>	0	0.00	0.00	0.00	0.00
	<b>Others</b>	118	0.00	117.22	117.22	0.00
	<b>publications Total</b>	<b>1684</b>	<b>0.00</b>	<b>1682.51</b>	<b>1682.51</b>	<b>0.00</b>
<b>0020</b>	<b>Other Administrative Expenses/DC</b>	5046	0.00	5045.47	5045.46	0.01
<b>0027</b>	<b>Minor Works</b>					
	<b>HQ Admin approved</b>	0	0.00	0.00	0.00	0.00
	<b>HOD's Approved etc</b>	0	0.00	0.00	0.00	0.00
	<b>Others</b>	0	0.00	0.00	0.00	0.00
	<b>Minor Works Total</b>	<b>0</b>	<b>0.00</b>	<b>0.00</b>	<b>0.00</b>	<b>0.00</b>
<b>0028</b>	<b>Professional Services</b>					
	<b>Outsourcing of MTS</b>	1216	174.00	1390.00	1390.00	0.00
	<b>Security</b>	0	0.00	0.00	0.00	0.00
	<b>DEOs, Steno, Driver etc.</b>	0	0.00	0.00	0.00	0.00
	<b>Hiring of Retired Personnel</b>	195	77.00	271.50	271.50	0.00
	<b>Legal Charges etc</b>	2014	3512.00	5509.43	3294.59	2214.84
	<b>Others</b>	0	0.00	0.00	0.00	0.00



	<b>Training</b>					
	Group A	0	0.00	0.00	0.00	0.00
	Group B and Others	0	0.00	0.00	0.00	0.00
	<b>Training Total</b>	<b>0</b>	<b>0.00</b>	<b>0.00</b>	<b>0.00</b>	<b>0.00</b>
	<b>Outsourcing for cleaning works</b>	0	0.00	0.00	0.00	0.00
	<b>Outsourcing of Canteen staff</b>	958	62.00	1020.00	1020.00	0.00
	<b>Professional Services Total</b>	<b>4383</b>	<b>3825.00</b>	<b>8190.93</b>	<b>5976.09</b>	<b>2214.84</b>
<b>0031</b>	<b>Grants-in-aid-General</b>	2387	0.00	2387.00	2385.70	1.30
<b>0032</b>	<b>Contribution</b>	0	0.00	0.00	0.00	0.00
<b>0050</b>	<b>Other Charges</b>	0	0.00	0.00	0.00	0.00
<b>0070</b>	<b>Deduct Recoveries</b>	0	0.00	0.00	0.00	0.00
<b>9913</b>	<b>Information Technology</b>					
	<b>IT-AMC,Stationary and Cartridge</b>	1454.83	0.00	1279.83	1279.82	0.01
	<b>IT-Hardware Software</b>	469	0.00	260.00	260.00	0.00
	<b>IT-Others</b>	675.55	0.00	675.55	675.55	0.00
	<b>Information Technology Total</b>	<b>2599.38</b>	<b>0.00</b>	<b>2215.38</b>	<b>2215.37</b>	<b>0.01</b>
	<b>Group B Total</b>	<b>408393.97</b>	<b>6159.00</b>	<b>411750.75</b>	<b>409489.93</b>	<b>2260.81</b>

## Fund Position Report ( REVISED Estimates)

Financial Year : 2020-2021

OFFICE / DDO NAME :- **PAG (A&E), Jharkhand, Ranchi**  
 PAY & ACCOUNTS OFFICE :- **PAO, O/O THE AG (A&E) JHARKHAND, RANCHI**

**09/10/2024 :11:14:56**  
**( RUPEES IN THOUSAND )**

Standard Numeric Codes	Head, Subhead and other Details	Budget Estimates	Additional Budget Allotted	Budget Withdrawn	Budget Surrendered	Total Allotted Budget	Expenditure Incurred	Refund/ Recovery	Total Net Expenditure	Available DDO Budget
------------------------	---------------------------------	------------------	----------------------------	------------------	--------------------	-----------------------	----------------------	------------------	-----------------------	----------------------

**MH: 2016**

**Group A**

<b>0001</b>	<b>Salaries</b>									
	Pay of Officers	5245.4	0.00	0.00	0.00	5245.40	5245.40	0.00	5245.40	0.00
	Grade pay of Officers	0	0.00	0.00	0.00	0.00	0.00	0.00	0.00	0.00
	Leave Encashment (LTC)	0	0.00	0.00	0.00	0.00	0.00	0.00	0.00	0.00
	Arrears	60.67	0.01	0.00	0.00	60.68	60.67	0.00	60.67	0.01
	Dearness/Foreign Allowance	891.72	0.00	0.00	0.00	891.72	891.72	0.00	891.72	0.00
	Festival Advance(Officers)	30	0.00	0.00	9.00	21.00	30.00	9.00	21.00	0.00
	<b>Other Allowances</b>									
	House Rent Allowances	211	0.00	0.00	0.23	210.77	210.77	0.00	210.77	0.00
	Honorarium	1	6.50	0.00	0.70	6.80	6.80	0.00	6.80	0.00
	Children Education allowance	0	0.00	0.00	0.00	0.00	0.00	0.00	0.00	0.00
	Leave Travel concession	60	0.00	0.00	0.00	60.00	60.00	0.00	60.00	0.00
	Transport Allowance	279	0.00	0.00	0.00	279.00	279.00	0.00	279.00	0.00
	Dearness Allowances on T.A	47.44	0.00	0.00	0.00	47.44	47.44	0.00	47.44	0.00
	Any other Allowances	0	0.00	0.00	0.00	0.00	0.00	0.00	0.00	0.00
	<b>Other Allowances Total</b>	<b>598.44</b>	<b>6.50</b>	<b>0.00</b>	<b>0.93</b>	<b>604.01</b>	<b>604.00</b>	<b>0.00</b>	<b>604.00</b>	<b>0.01</b>
	<b>Salaries Total</b>	<b>6826.23</b>	<b>6.51</b>	<b>0.00</b>	<b>9.93</b>	<b>6822.81</b>	<b>6831.79</b>	<b>9.00</b>	<b>6822.79</b>	<b>0.02</b>
<b>0006</b>	<b>Medical Treatment</b>	40	0.00	0.00	33.71	6.29	6.29	0.00	6.29	0.01
<b>0011</b>	<b>Domestic Travel Expenses</b>	0	160.00	0.00	18.55	141.45	151.86	10.41	141.44	0.01
<b>0012</b>	<b>Foreign Travel Expenses</b>	0	0.00	0.00	0.00	0.00	0.00	0.00	0.00	0.00
	<b>Group A Total</b>	<b>6866.23</b>	<b>166.51</b>	<b>0.00</b>	<b>62.19</b>	<b>6970.55</b>	<b>6989.93</b>	<b>19.41</b>	<b>6970.52</b>	<b>0.03</b>

MH: 2016

Group B

<b>0001</b>	<b>Salaries</b>									
	Pay of Officers	46360.4	409.60	0.00	12.13	46757.87	46831.42	73.69	46757.74	0.13
	Grade pay of Officers	0	0.00	0.00	0.00	0.00	0.00	0.00	0.00	0.00
	Leave Encashment (LTC)	0	163.14	0.00	0.00	163.14	163.14	0.00	163.14	0.00
	Pay of N.G Estt.	192027	662.00	0.00	171.70	192517.30	193132.68	615.48	192517.20	0.10
	Grade Pay N.G Estt.	0	0.00	0.00	0.00	0.00	0.00	0.00	0.00	0.00
	Arrears	1618.03	0.00	0.00	0.00	1618.03	1618.03	0.00	1618.03	0.00
	Dearness/Foreign Allowance	40537.3	148.58	0.00	0.00	40685.88	40738.39	52.61	40685.78	0.10
	Festival Advance(Officers)	1330	0.00	0.00	391.44	938.56	1330.00	391.45	938.55	0.01
	Bonus	2390	0.00	0.00	13.88	2376.12	2376.12	0.00	2376.12	0.00
	<b>Other Allowances</b>									
	House Rent Allowances	29232	54.00	0.00	47.64	29238.36	29272.40	34.04	29238.36	0.00
	Honorarium	21	473.50	0.00	0.00	494.50	495.63	1.20	494.43	0.07
	Children Education allowance	5820.6	27.00	0.00	0.00	5847.60	5847.60	0.00	5847.60	0.00
	Leave Travel concession	1134	2397.76	0.00	6.00	3525.76	3554.56	52.80	3501.76	24.00
	Transport Allowance	8932	31.00	0.00	36.03	8926.97	9078.11	151.14	8926.96	0.01
	Dearness Allowances on T.A	1519	6.00	0.00	6.19	1518.81	1542.47	23.66	1518.81	0.00
	Any other Allowances	160	0.00	0.00	0.00	160.00	160.00	0.00	160.00	0.00
	<b>Other Allowances Total</b>	<b>46818.6</b>	<b>2989.26</b>	<b>0.00</b>	<b>95.86</b>	<b>49712.00</b>	<b>49950.76</b>	<b>262.84</b>	<b>49687.92</b>	<b>24.08</b>
	<b>Salaries Total</b>	<b>331081.33</b>	<b>4372.58</b>	<b>0.00</b>	<b>685.01</b>	<b>334768.90</b>	<b>336140.54</b>	<b>1396.06</b>	<b>334744.47</b>	<b>24.43</b>
<b>0002</b>	<b>Wages</b>	0	0.00	0.00	0.00	0.00	0.00	0.00	0.00	0.00
<b>0003</b>	<b>Overtime Allowances</b>	0	0.00	0.00	0.00	0.00	0.00	0.00	0.00	0.00
<b>0006</b>	<b>Medical Treatment</b>	3955	2000.00	0.00	0.00	5955.00	5954.99	0.00	5954.99	0.01
<b>0011</b>	<b>Domestic Travel Expenses</b>	819	250.00	0.00	220.94	848.06	854.95	6.90	848.05	0.01
<b>0012</b>	<b>Foreign Travel Expenses</b>	0	0.00	0.00	0.00	0.00	0.00	0.00	0.00	0.00
<b>0013</b>	<b>Office Expenses</b>									
	<b>L.P.S</b>	1297	800.00	0.00	0.00	2097.00	2097.00	0.00	2097.00	0.00
	<b>O.O.E</b>									
	Telephone and Trunk call Charges	341	0.00	0.00	58.20	282.80	282.77	0.00	282.77	0.03



	HQ Admin approved	0	0.00	0.00	0.00	0.00	0.00	0.00	0.00	0.00
	HOD's Approved etc	0	0.00	0.00	0.00	0.00	0.00	0.00	0.00	0.00
	Others	0	0.00	0.00	0.00	0.00	0.00	0.00	0.00	0.00
	<b>Minor Works Total</b>	<b>0</b>	<b>0.00</b>	<b>0.00</b>	<b>0.00</b>	<b>0.00</b>	<b>0.00</b>	<b>0.00</b>	<b>0.00</b>	<b>0.00</b>
<b>0028</b>	<b>Professional Services</b>									
	Outsourcing of MTS	2017	0.00	0.00	200.14	1816.86	1816.85	0.00	1816.85	0.01
	Security	0	0.00	0.00	0.00	0.00	0.00	0.00	0.00	0.00
	DEOs, Steno, Driver etc.	0	0.00	0.00	0.00	0.00	0.00	0.00	0.00	0.00
	Hiring of Retired Personnel	623	85.00	0.00	5.19	702.81	702.81	0.00	702.81	0.00
	Legal Charges etc	57	2200.00	0.00	0.44	2256.56	2256.56	0.00	2256.56	0.01
	Others	0	0.00	0.00	0.00	0.00	0.00	0.00	0.00	0.00
	Training									
	Group A	0	0.00	0.00	0.00	0.00	0.00	0.00	0.00	0.00
	Group B and Others	0	0.00	0.00	0.00	0.00	0.00	0.00	0.00	0.00
	<b>Training Total</b>	<b>0</b>	<b>0.00</b>	<b>0.00</b>	<b>0.00</b>	<b>0.00</b>	<b>0.00</b>	<b>0.00</b>	<b>0.00</b>	<b>0.00</b>
	Outsourcing for cleaning works	0	0.00	0.00	0.00	0.00	0.00	0.00	0.00	0.00
	Outsourcing of Canteen staff	1441	0.00	0.00	254.79	1186.21	1684.43	498.23	1186.20	0.01
	Hiring of Experts	0	0.00	0.00	0.00	0.00	0.00	0.00	0.00	0.00
	<b>Professional Services Total</b>	<b>4138</b>	<b>2285.00</b>	<b>0.00</b>	<b>460.56</b>	<b>5962.44</b>	<b>6460.65</b>	<b>498.23</b>	<b>5962.42</b>	<b>0.02</b>
<b>0031</b>	<b>Grants-in-aid-General</b>	0	0.00	0.00	0.00	0.00	0.00	0.00	0.00	0.00
<b>0032</b>	<b>Contribution</b>	0	0.00	0.00	0.00	0.00	0.00	0.00	0.00	0.00
<b>0050</b>	<b>Other Charges</b>	30	22.50	0.00	7.00	45.50	45.50	0.00	45.50	0.00
<b>0070</b>	<b>Deduct Recoveries</b>	0	0.00	0.00	0.00	0.00	0.00	0.00	0.00	0.00
<b>9913</b>	<b>Information Technology</b>									
	IT-AMC,Stationary and Cartridge	1435.76	58.50	0.00	17.43	1476.83	1476.73	0.00	1476.73	0.10
	IT-Hardware Software	355.04	784.00	0.00	18.65	1120.39	1120.38	0.00	1120.38	0.01
	IT-Others	0	0.00	0.00	0.00	0.00	0.00	0.00	0.00	0.00
	<b>Information Technology Total</b>	<b>1790.8</b>	<b>842.50</b>	<b>0.00</b>	<b>36.08</b>	<b>2597.22</b>	<b>2597.10</b>	<b>0.00</b>	<b>2597.10</b>	<b>0.11</b>
	<b>Group B Total</b>	<b>361401.13</b>	<b>12251.02</b>	<b>0.00</b>	<b>2024.53</b>	<b>371627.62</b>	<b>373573.95</b>	<b>1971.14</b>	<b>371602.81</b>	<b>24.81</b>

MH: 2016

Group C

<b>0001</b>	<b>Salaries</b>									
	<b>Pay of Officers</b>	14948	32.90	0.00	0.00	14980.90	14980.50	0.00	14980.50	0.40
	<b>Grade pay of Officers</b>	0	0.00	0.00	0.00	0.00	0.00	0.00	0.00	0.00
	<b>Leave Encashment (LTC)</b>	0	0.00	0.00	0.00	0.00	0.00	0.00	0.00	0.00
	<b>Arrears</b>	168.46	0.01	0.00	0.00	168.47	168.46	0.00	168.46	0.01
	<b>Dearness/Foreign Allowance</b>	2539.7	5.50	0.00	0.00	2545.20	2545.14	0.00	2545.14	0.06
	<b>Festival Advance(Officers)</b>	80	0.00	0.00	27.00	53.00	80.00	27.00	53.00	0.00
	<b>Other Allowances</b>									
	House Rent Allowances	2348.1	0.00	0.00	0.00	2348.10	2348.06	0.00	2348.06	0.04
	Honorarium	4	13.50	0.00	8.04	9.46	9.25	0.00	9.25	0.21
	Children Education allowance	189	0.00	0.00	0.00	189.00	189.00	0.00	189.00	0.00
	Leave Travel concession	307	170.00	0.00	0.77	476.23	476.23	0.00	476.23	0.00
	Transport Allowance	522	0.00	0.00	0.00	522.00	522.00	0.00	522.00	0.00
	Dearness Allowances on T.A	88.74	0.00	0.00	0.00	88.74	88.74	0.00	88.74	0.00
	Any other Allowances	0	0.00	0.00	0.00	0.00	0.00	0.00	0.00	0.00
	<b>Other Allowances Total</b>	<b>3458.84</b>	<b>183.50</b>	<b>0.00</b>	<b>8.81</b>	<b>3633.53</b>	<b>3633.29</b>	<b>0.00</b>	<b>3633.29</b>	<b>0.24</b>
	<b>Salaries Total</b>	<b>21195</b>	<b>221.91</b>	<b>0.00</b>	<b>35.81</b>	<b>21381.10</b>	<b>21407.39</b>	<b>27.00</b>	<b>21380.39</b>	<b>0.71</b>
<b>0006</b>	<b>Medical Treatment</b>	289	0.00	0.00	16.90	272.10	272.09	0.00	272.09	0.01
<b>0011</b>	<b>Domestic Travel Expenses</b>	596	0.00	0.00	71.20	524.80	524.74	0.00	524.74	0.06
<b>0012</b>	<b>Foreign Travel Expenses</b>	0	0.00	0.00	0.00	0.00	0.00	0.00	0.00	0.00
	<b>Group C Total</b>	<b>22080</b>	<b>221.91</b>	<b>0.00</b>	<b>123.91</b>	<b>22178.00</b>	<b>22204.22</b>	<b>27.00</b>	<b>22177.22</b>	<b>0.78</b>

## Fund Position Report (REVISED Estimates)

Financial Year : 2021-2022

OFFICE / DDO NAME :- PAG (A&E), Jharkhand, Ranchi  
 PAY & ACCOUNTS OFFICE :- PAO, O/O THE AG (A&E) JHARKHAND, RANCHI

09/10/2024 :11:13:56  
 (RUPEES IN THOUSAND)

Standard Numeric Codes	Head, Subhead and other Details	Budget Estimates	Additional Budget Allotted	Budget Withdrawn	Budget Surrendered	Total Allotted Budget	Expenditure Incurred	Refund/Recovery	Total Net Expenditure	Available DDO Budget
------------------------	---------------------------------	------------------	----------------------------	------------------	--------------------	-----------------------	----------------------	-----------------	-----------------------	----------------------

MH: 2016

**Group A**

<b>0001</b>	<b>Salaries</b>									
	Pay of Officers	5824	7.99	0.00	0.00	5831.99	5849.99	18.00	5831.99	0.00
	Grade pay of Officers	0	0.00	0.00	0.00	0.00	0.00	0.00	0.00	0.00
	Leave Encashment (LTC)	0	0.00	0.00	0.00	0.00	0.00	0.00	0.00	0.00
	Pay of N.G Estt.	0	0.00	0.00	0.00	0.00	0.00	0.00	0.00	0.00
	Grade Pay N.G Estt.	0	0.00	0.00	0.00	0.00	0.00	0.00	0.00	0.00
	Arrears	0	0.00	0.00	0.00	0.00	0.00	0.00	0.00	0.00
	Dearness/Foreign Allowance	1576	2.87	0.00	0.00	1578.87	1578.87	0.00	1578.87	0.00
	Festival Advance(Officers)	0	0.00	0.00	0.00	0.00	0.00	0.00	0.00	0.00
	Festival Advance(NGE)	0	0.00	0.00	0.00	0.00	0.00	0.00	0.00	0.00
	Bonus	0	0.00	0.00	0.00	0.00	0.00	0.00	0.00	0.00
	<b>Other Allowances</b>									
	House Rent Allowances	303	0.00	0.00	0.76	302.24	302.23	0.00	302.23	0.01
	Honorarium	14	0.00	0.00	10.90	3.10	3.10	0.00	3.10	0.00
	Children Education allowance	0	0.00	0.00	0.00	0.00	0.00	0.00	0.00	0.00
	Leave Travel concession	0	0.00	0.00	0.00	0.00	0.00	0.00	0.00	0.00
	Transport Allowance	298	0.00	0.00	1.00	297.00	297.00	0.00	297.00	0.00
	Dearness Allowances on T.A	80	0.00	0.00	0.56	79.44	79.44	0.00	79.44	0.00
	Any other Allowances	0	0.00	0.00	0.00	0.00	0.00	0.00	0.00	0.00
	<b>Other Allowances Total</b>	<b>695</b>	<b>0.00</b>	<b>0.00</b>	<b>13.22</b>	<b>681.78</b>	<b>681.77</b>	<b>0.00</b>	<b>681.77</b>	<b>0.01</b>
	<b>Salaries Total</b>	<b>8095</b>	<b>10.86</b>	<b>0.00</b>	<b>13.22</b>	<b>8092.64</b>	<b>8110.63</b>	<b>18.00</b>	<b>8092.63</b>	<b>0.01</b>

<b>0006</b>	<b>Medical Treatment</b>	20	0.00	0.00	6.92	13.08	13.08	0.00	13.08	0.00
<b>0011</b>	<b>Domestic Travel Expenses</b>	238	45.11	0.00	115.22	167.89	219.10	51.21	167.89	0.00
<b>0012</b>	<b>Foreign Travel Expenses</b>	0	0.00	0.00	0.00	0.00	0.00	0.00	0.00	0.00
	<b>Group A Total</b>	<b>8353</b>	<b>55.97</b>	<b>0.00</b>	<b>135.36</b>	<b>8273.61</b>	<b>8342.80</b>	<b>69.21</b>	<b>8273.60</b>	<b>0.01</b>

**MH: 2016**

**Group B**

<b>0001</b>	<b>Salaries</b>									
	<b>Pay of Officers</b>	48739	38.70	0.00	162.87	48614.83	48871.68	256.84	48614.83	0.00
	<b>Grade pay of Officers</b>	0	0.00	0.00	0.00	0.00	0.00	0.00	0.00	0.00
	<b>Leave Encashment (LTC)</b>	0	0.00	0.00	0.00	0.00	0.00	0.00	0.00	0.00
	<b>Pay of N.G Estt.</b>	179222	9.90	0.00	621.25	178610.65	179318.50	707.85	178610.65	0.00
	<b>Grade Pay N.G Estt.</b>	0	9.90	0.00	9.90	0.00	0.00	0.00	0.00	0.00
	<b>Arrears</b>	0	38.65	0.00	0.00	38.65	38.65	0.00	38.65	0.00
	<b>Dearness/Foreign Allowance</b>	60223	649.14	0.00	781.96	60090.18	60090.16	0.00	60090.16	0.02
	<b>Festival Advance(Officers)</b>	0	0.00	0.00	0.00	0.00	0.00	0.00	0.00	0.00
	<b>Festival Advance(NGE)</b>	0	0.00	0.00	0.00	0.00	0.00	0.00	0.00	0.00
	<b>Bonus</b>	2228	0.00	0.00	0.74	2227.26	2227.26	0.00	2227.26	0.00
	<b>Other Allowances</b>									
	House Rent Allowances	30561	0.00	0.00	63.83	30497.17	30497.08	0.00	30497.08	0.09
	Honorarium	790	0.00	0.00	0.00	790.00	790.00	0.00	790.00	0.00
	Children Education allowance	5927.6	0.00	0.00	55.10	5872.50	5872.50	0.00	5872.50	0.00
	Leave Travel concession	745.49	113.21	0.00	21.30	837.40	850.36	12.97	837.38	0.02
	Transport Allowance	8613	0.00	0.00	44.05	8568.95	8568.95	0.00	8568.95	0.00
	Dearness Allowances on T.A	2245	0.00	0.00	13.27	2231.73	2231.72	0.00	2231.72	0.01
	Any other Allowances	160	0.00	0.00	0.00	160.00	160.00	0.00	160.00	0.00
	<b>Other Allowances Total</b>	<b>49042.09</b>	<b>113.21</b>	<b>0.00</b>	<b>197.55</b>	<b>48957.75</b>	<b>48970.60</b>	<b>12.97</b>	<b>48957.63</b>	<b>0.12</b>
	<b>Salaries Total</b>	<b>339454.09</b>	<b>859.50</b>	<b>0.00</b>	<b>1774.27</b>	<b>338539.32</b>	<b>339516.85</b>	<b>977.67</b>	<b>338539.18</b>	<b>0.14</b>
<b>0002</b>	<b>Wages</b>	0	0.00	0.00	0.00	0.00	0.00	0.00	0.00	0.00
<b>0003</b>	<b>Overtime Allowances</b>	0	0.00	0.00	0.00	0.00	0.00	0.00	0.00	0.00
<b>0006</b>	<b>Medical Treatment</b>	4000	700.00	0.00	0.00	4700.00	4700.00	0.00	4700.00	0.00
<b>0011</b>	<b>Domestic Travel Expenses</b>	1862	355.71	0.00	1.30	2216.41	2231.86	15.51	2216.35	0.06



<b>0012</b>	<b>Foreign Travel Expenses</b>	0	0.00	0.00	0.00	0.00	0.00	0.00	0.00	0.00
<b>0013</b>	<b>Office Expenses</b>									
	<b>L.P.S</b>	1062	0.00	0.00	0.00	1062.00	1061.99	0.00	1061.99	0.01
	<b>O.O.E</b>									
	Telephone and Trunk call Charges	530	0.00	0.00	0.00	530.00	530.00	0.00	530.00	0.00
	Service postage and telegram charges	3960	223.92	0.00	175.43	4008.49	4008.49	0.00	4008.49	0.01
	Misc. Procurement of goods and	1580	320.00	0.00	0.00	1900.00	1904.95	5.00	1899.95	0.05
	Electricity & Water charges	0	0.00	0.00	0.00	0.00	0.00	0.00	0.00	0.00
	Hiring of Inspection Vehicle	940	264.00	0.00	6.07	1197.93	1197.93	0.00	1197.93	0.01
	Office expenses (Misc. Procurement	1744	0.00	0.00	0.00	1744.00	1805.95	62.00	1743.95	0.05
	Reimbursement of News Paper/Brief	353	873.10	0.00	244.86	981.24	981.24	0.00	981.24	0.00
	Office expenses (Misc. Others)	0	0.00	0.00	0.00	0.00	0.00	0.00	0.00	0.00
	<b>O.O.E Total</b>	<b>9107</b>	<b>1681.02</b>	<b>0.00</b>	<b>426.36</b>	<b>10361.66</b>	<b>10428.55</b>	<b>67.00</b>	<b>10361.55</b>	<b>0.11</b>
	<b>Others</b>	0	0.00	0.00	0.00	0.00	0.00	0.00	0.00	0.00
	<b>Special Contingencies(New)</b>									
	Purchase of Modular Furniture	0	0.00	0.00	0.00	0.00	0.00	0.00	0.00	0.00
	Purchase of Office Furniture	1974.52	0.00	0.00	82.53	1891.99	1891.99	0.00	1891.99	0.00
	Purchase of Air conditions	1828.35	43.54	0.00	0.00	1871.89	1871.89	0.00	1871.89	0.00
	Purchase of CCTV Cameras	0	0.00	0.00	0.00	0.00	0.00	0.00	0.00	0.00
	Purchase of staff car	0	0.00	0.00	0.00	0.00	0.00	0.00	0.00	0.00
	Other Procurement of goods(Photo	671.5	0.00	0.00	0.00	671.50	671.49	0.00	671.49	0.01
	Procurement of Services	0	0.00	0.00	0.00	0.00	0.00	0.00	0.00	0.00
	Others	0	0.00	0.00	0.00	0.00	0.00	0.00	0.00	0.00
	<b>Special Contingencies(New) Total</b>	<b>4474.37</b>	<b>43.54</b>	<b>0.00</b>	<b>82.53</b>	<b>4435.38</b>	<b>4435.37</b>	<b>0.00</b>	<b>4435.37</b>	<b>0.02</b>
	<b>Office Expenses Total</b>	<b>14643.37</b>	<b>1724.56</b>	<b>0.00</b>	<b>508.89</b>	<b>15859.04</b>	<b>15925.91</b>	<b>67.00</b>	<b>15858.91</b>	<b>0.13</b>
<b>0014</b>	<b>Rent, Rates and Taxes</b>									
	<b>Building Rent</b>	0	0.00	0.00	0.00	0.00	0.00	0.00	0.00	0.00
	<b>Municipal/Property taxes</b>	0	0.00	0.00	0.00	0.00	0.00	0.00	0.00	0.00
	<b>Others</b>	0	0.00	0.00	0.00	0.00	0.00	0.00	0.00	0.00
	<b>Rent, Rates and Taxes Total</b>	<b>0</b>	<b>0.00</b>	<b>0.00</b>	<b>0.00</b>	<b>0.00</b>	<b>0.00</b>	<b>0.00</b>	<b>0.00</b>	<b>0.00</b>
<b>0016</b>	<b>publications</b>									
	<b>Audit and Account Reports etc. wrt</b>	1784.78	0.00	0.00	0.07	1784.71	1784.70	0.00	1784.70	0.01





<b>0006</b>	<b>Medical Treatment</b>	548	0.00	0.00	42.70	505.30	505.30	0.00	505.30	0.00
<b>0011</b>	<b>Domestic Travel Expenses</b>	500	80.00	0.00	0.00	580.00	627.34	47.35	580.00	0.00
<b>0012</b>	<b>Foreign Travel Expenses</b>	0	0.00	0.00	0.00	0.00	0.00	0.00	0.00	0.00
	<b>Group C Total</b>	<b>23447</b>	<b>80.00</b>	<b>0.00</b>	<b>241.67</b>	<b>23285.33</b>	<b>23396.20</b>	<b>110.89</b>	<b>23285.31</b>	<b>0.02</b>

## Fund Position Report (REVISED Estimates)

Financial Year : 2021-2022

OFFICE / DDO NAME :- PAG (A&E), Jharkhand, Ranchi  
 PAY & ACCOUNTS OFFICE :- PAO, O/O THE AG (A&E) JHARKHAND, RANCHI

09/10/2024 :11:13:56  
 (RUPEES IN THOUSAND)

Standard Numeric Codes	Head, Subhead and other Details	Budget Estimates	Additional Budget Allotted	Budget Withdrawn	Budget Surrendered	Total Allotted Budget	Expenditure Incurred	Refund/Recovery	Total Net Expenditure	Available DDO Budget
------------------------	---------------------------------	------------------	----------------------------	------------------	--------------------	-----------------------	----------------------	-----------------	-----------------------	----------------------

MH: 2016

**Group A**

<b>0001</b>	<b>Salaries</b>									
	Pay of Officers	5824	7.99	0.00	0.00	5831.99	5849.99	18.00	5831.99	0.00
	Grade pay of Officers	0	0.00	0.00	0.00	0.00	0.00	0.00	0.00	0.00
	Leave Encashment (LTC)	0	0.00	0.00	0.00	0.00	0.00	0.00	0.00	0.00
	Pay of N.G Estt.	0	0.00	0.00	0.00	0.00	0.00	0.00	0.00	0.00
	Grade Pay N.G Estt.	0	0.00	0.00	0.00	0.00	0.00	0.00	0.00	0.00
	Arrears	0	0.00	0.00	0.00	0.00	0.00	0.00	0.00	0.00
	Dearness/Foreign Allowance	1576	2.87	0.00	0.00	1578.87	1578.87	0.00	1578.87	0.00
	Festival Advance(Officers)	0	0.00	0.00	0.00	0.00	0.00	0.00	0.00	0.00
	Festival Advance(NGE)	0	0.00	0.00	0.00	0.00	0.00	0.00	0.00	0.00
	Bonus	0	0.00	0.00	0.00	0.00	0.00	0.00	0.00	0.00
	<b>Other Allowances</b>									
	House Rent Allowances	303	0.00	0.00	0.76	302.24	302.23	0.00	302.23	0.01
	Honorarium	14	0.00	0.00	10.90	3.10	3.10	0.00	3.10	0.00
	Children Education allowance	0	0.00	0.00	0.00	0.00	0.00	0.00	0.00	0.00
	Leave Travel concession	0	0.00	0.00	0.00	0.00	0.00	0.00	0.00	0.00
	Transport Allowance	298	0.00	0.00	1.00	297.00	297.00	0.00	297.00	0.00
	Dearness Allowances on T.A	80	0.00	0.00	0.56	79.44	79.44	0.00	79.44	0.00
	Any other Allowances	0	0.00	0.00	0.00	0.00	0.00	0.00	0.00	0.00
	<b>Other Allowances Total</b>	<b>695</b>	<b>0.00</b>	<b>0.00</b>	<b>13.22</b>	<b>681.78</b>	<b>681.77</b>	<b>0.00</b>	<b>681.77</b>	<b>0.01</b>
	<b>Salaries Total</b>	<b>8095</b>	<b>10.86</b>	<b>0.00</b>	<b>13.22</b>	<b>8092.64</b>	<b>8110.63</b>	<b>18.00</b>	<b>8092.63</b>	<b>0.01</b>

<b>0006</b>	<b>Medical Treatment</b>	20	0.00	0.00	6.92	13.08	13.08	0.00	13.08	0.00
<b>0011</b>	<b>Domestic Travel Expenses</b>	238	45.11	0.00	115.22	167.89	219.10	51.21	167.89	0.00
<b>0012</b>	<b>Foreign Travel Expenses</b>	0	0.00	0.00	0.00	0.00	0.00	0.00	0.00	0.00
	<b>Group A Total</b>	<b>8353</b>	<b>55.97</b>	<b>0.00</b>	<b>135.36</b>	<b>8273.61</b>	<b>8342.80</b>	<b>69.21</b>	<b>8273.60</b>	<b>0.01</b>

**MH: 2016**

**Group B**

<b>0001</b>	<b>Salaries</b>									
	<b>Pay of Officers</b>	48739	38.70	0.00	162.87	48614.83	48871.68	256.84	48614.83	0.00
	<b>Grade pay of Officers</b>	0	0.00	0.00	0.00	0.00	0.00	0.00	0.00	0.00
	<b>Leave Encashment (LTC)</b>	0	0.00	0.00	0.00	0.00	0.00	0.00	0.00	0.00
	<b>Pay of N.G Estt.</b>	179222	9.90	0.00	621.25	178610.65	179318.50	707.85	178610.65	0.00
	<b>Grade Pay N.G Estt.</b>	0	9.90	0.00	9.90	0.00	0.00	0.00	0.00	0.00
	<b>Arrears</b>	0	38.65	0.00	0.00	38.65	38.65	0.00	38.65	0.00
	<b>Dearness/Foreign Allowance</b>	60223	649.14	0.00	781.96	60090.18	60090.16	0.00	60090.16	0.02
	<b>Festival Advance(Officers)</b>	0	0.00	0.00	0.00	0.00	0.00	0.00	0.00	0.00
	<b>Festival Advance(NGE)</b>	0	0.00	0.00	0.00	0.00	0.00	0.00	0.00	0.00
	<b>Bonus</b>	2228	0.00	0.00	0.74	2227.26	2227.26	0.00	2227.26	0.00
	<b>Other Allowances</b>									
	House Rent Allowances	30561	0.00	0.00	63.83	30497.17	30497.08	0.00	30497.08	0.09
	Honorarium	790	0.00	0.00	0.00	790.00	790.00	0.00	790.00	0.00
	Children Education allowance	5927.6	0.00	0.00	55.10	5872.50	5872.50	0.00	5872.50	0.00
	Leave Travel concession	745.49	113.21	0.00	21.30	837.40	850.36	12.97	837.38	0.02
	Transport Allowance	8613	0.00	0.00	44.05	8568.95	8568.95	0.00	8568.95	0.00
	Dearness Allowances on T.A	2245	0.00	0.00	13.27	2231.73	2231.72	0.00	2231.72	0.01
	Any other Allowances	160	0.00	0.00	0.00	160.00	160.00	0.00	160.00	0.00
	<b>Other Allowances Total</b>	<b>49042.09</b>	<b>113.21</b>	<b>0.00</b>	<b>197.55</b>	<b>48957.75</b>	<b>48970.60</b>	<b>12.97</b>	<b>48957.63</b>	<b>0.12</b>
	<b>Salaries Total</b>	<b>339454.09</b>	<b>859.50</b>	<b>0.00</b>	<b>1774.27</b>	<b>338539.32</b>	<b>339516.85</b>	<b>977.67</b>	<b>338539.18</b>	<b>0.14</b>
<b>0002</b>	<b>Wages</b>	0	0.00	0.00	0.00	0.00	0.00	0.00	0.00	0.00
<b>0003</b>	<b>Overtime Allowances</b>	0	0.00	0.00	0.00	0.00	0.00	0.00	0.00	0.00
<b>0006</b>	<b>Medical Treatment</b>	4000	700.00	0.00	0.00	4700.00	4700.00	0.00	4700.00	0.00
<b>0011</b>	<b>Domestic Travel Expenses</b>	1862	355.71	0.00	1.30	2216.41	2231.86	15.51	2216.35	0.06

<b>0012</b>	<b>Foreign Travel Expenses</b>	0	0.00	0.00	0.00	0.00	0.00	0.00	0.00	0.00
<b>0013</b>	<b>Office Expenses</b>									
	<b>L.P.S</b>	1062	0.00	0.00	0.00	1062.00	1061.99	0.00	1061.99	0.01
	<b>O.O.E</b>									
	Telephone and Trunk call Charges	530	0.00	0.00	0.00	530.00	530.00	0.00	530.00	0.00
	Service postage and telegram charges	3960	223.92	0.00	175.43	4008.49	4008.49	0.00	4008.49	0.01
	Misc. Procurement of goods and	1580	320.00	0.00	0.00	1900.00	1904.95	5.00	1899.95	0.05
	Electricity & Water charges	0	0.00	0.00	0.00	0.00	0.00	0.00	0.00	0.00
	Hiring of Inspection Vehicle	940	264.00	0.00	6.07	1197.93	1197.93	0.00	1197.93	0.01
	Office expenses (Misc. Procurement	1744	0.00	0.00	0.00	1744.00	1805.95	62.00	1743.95	0.05
	Reimbursement of News Paper/Brief	353	873.10	0.00	244.86	981.24	981.24	0.00	981.24	0.00
	Office expenses (Misc. Others)	0	0.00	0.00	0.00	0.00	0.00	0.00	0.00	0.00
	<b>O.O.E Total</b>	<b>9107</b>	<b>1681.02</b>	<b>0.00</b>	<b>426.36</b>	<b>10361.66</b>	<b>10428.55</b>	<b>67.00</b>	<b>10361.55</b>	<b>0.11</b>
	<b>Others</b>	0	0.00	0.00	0.00	0.00	0.00	0.00	0.00	0.00
	<b>Special Contingencies(New)</b>									
	Purchase of Modular Furniture	0	0.00	0.00	0.00	0.00	0.00	0.00	0.00	0.00
	Purchase of Office Furniture	1974.52	0.00	0.00	82.53	1891.99	1891.99	0.00	1891.99	0.00
	Purchase of Air conditions	1828.35	43.54	0.00	0.00	1871.89	1871.89	0.00	1871.89	0.00
	Purchase of CCTV Cameras	0	0.00	0.00	0.00	0.00	0.00	0.00	0.00	0.00
	Purchase of staff car	0	0.00	0.00	0.00	0.00	0.00	0.00	0.00	0.00
	Other Procurement of goods(Photo	671.5	0.00	0.00	0.00	671.50	671.49	0.00	671.49	0.01
	Procurement of Services	0	0.00	0.00	0.00	0.00	0.00	0.00	0.00	0.00
	Others	0	0.00	0.00	0.00	0.00	0.00	0.00	0.00	0.00
	<b>Special Contingencies(New) Total</b>	<b>4474.37</b>	<b>43.54</b>	<b>0.00</b>	<b>82.53</b>	<b>4435.38</b>	<b>4435.37</b>	<b>0.00</b>	<b>4435.37</b>	<b>0.02</b>
	<b>Office Expenses Total</b>	<b>14643.37</b>	<b>1724.56</b>	<b>0.00</b>	<b>508.89</b>	<b>15859.04</b>	<b>15925.91</b>	<b>67.00</b>	<b>15858.91</b>	<b>0.13</b>
<b>0014</b>	<b>Rent, Rates and Taxes</b>									
	<b>Building Rent</b>	0	0.00	0.00	0.00	0.00	0.00	0.00	0.00	0.00
	<b>Municipal/Property taxes</b>	0	0.00	0.00	0.00	0.00	0.00	0.00	0.00	0.00
	<b>Others</b>	0	0.00	0.00	0.00	0.00	0.00	0.00	0.00	0.00
	<b>Rent, Rates and Taxes Total</b>	<b>0</b>	<b>0.00</b>	<b>0.00</b>	<b>0.00</b>	<b>0.00</b>	<b>0.00</b>	<b>0.00</b>	<b>0.00</b>	<b>0.00</b>
<b>0016</b>	<b>publications</b>									
	<b>Audit and Account Reports etc. wrt</b>	1784.78	0.00	0.00	0.07	1784.71	1784.70	0.00	1784.70	0.01







<b>0006</b>	<b>Medical Treatment</b>	548	0.00	0.00	42.70	505.30	505.30	0.00	505.30	0.00
<b>0011</b>	<b>Domestic Travel Expenses</b>	500	80.00	0.00	0.00	580.00	627.34	47.35	580.00	0.00
<b>0012</b>	<b>Foreign Travel Expenses</b>	0	0.00	0.00	0.00	0.00	0.00	0.00	0.00	0.00
	<b>Group C Total</b>	<b>23447</b>	<b>80.00</b>	<b>0.00</b>	<b>241.67</b>	<b>23285.33</b>	<b>23396.20</b>	<b>110.89</b>	<b>23285.31</b>	<b>0.02</b>

## Fund Position Report ( BUDGET Estimates)

Financial Year : 2022-2023

OFFICE / DDO NAME :- **PAG (A&E), Jharkhand, Ranchi**  
 PAY & ACCOUNTS OFFICE :- **PAO, O/O THE AG (A&E) JHARKHAND, RANCHI**

09/10/2024 :11:13:11  
 ( RUPEES IN THOUSAND )

Standard Numeric Codes	Head, Subhead and other Details	Budget Estimates	Additional Budget Allotted	Budget Withdrawn	Budget Surrendered	Total Allotted Budget	Expenditure Incurred	Refund/ Recovery	Total Net Expenditure	Available DDO Budget
------------------------	---------------------------------	------------------	----------------------------	------------------	--------------------	-----------------------	----------------------	------------------	-----------------------	----------------------

**MH: 2016**

**Group A**

<b>0001</b>	<b>Salaries</b>									
	<b>Pay of Officers</b>	6048	79.85	0.00	1059.50	5068.35	5068.35	0.00	5068.35	0.00
	<b>Grade pay of Officers</b>	0	0.00	0.00	0.00	0.00	0.00	0.00	0.00	0.00
	<b>Leave Encashment (LTC)</b>	0	0.00	0.00	0.00	0.00	0.00	0.00	0.00	0.00
	<b>Pay of N.G Estt.</b>	0	0.00	0.00	0.00	0.00	0.00	0.00	0.00	0.00
	<b>Grade Pay N.G Estt.</b>	0	0.00	0.00	0.00	0.00	0.00	0.00	0.00	0.00
	<b>Arrears</b>	0	0.00	0.00	0.00	0.00	0.00	0.00	0.00	0.00
	<b>Dearness/Foreign Allowance</b>	2204	28.45	0.00	349.00	1883.45	1883.45	0.00	1883.45	0.00
	<b>Festival Advance(Officers)</b>	0	0.00	0.00	0.00	0.00	0.00	0.00	0.00	0.00
	<b>Festival Advance(NGE)</b>	0	0.00	0.00	0.00	0.00	0.00	0.00	0.00	0.00
	<b>Bonus</b>	0	0.00	0.00	0.00	0.00	0.00	0.00	0.00	0.00
	<b>Other Allowances</b>									
	House Rent Allowances	261	0.00	0.00	36.80	224.20	224.20	0.00	224.20	0.00
	Honorarium	0	10.00	0.00	3.55	6.45	6.45	0.00	6.45	0.00
	Children Education allowance	0	27.00	0.00	0.00	27.00	27.00	0.00	27.00	0.00
	Leave Travel concession	0	300.00	0.00	228.71	71.29	71.28	0.00	71.28	0.01
	Transport Allowance	287	0.00	0.00	74.80	212.20	218.00	5.81	212.20	0.00
	Dearness Allowances on T.A	105	0.00	0.00	26.87	78.13	80.33	2.21	78.12	0.01
	Any other Allowances	0	0.00	0.00	0.00	0.00	0.00	0.00	0.00	0.00
	<b>Other Allowances Total</b>	<b>653</b>	<b>337.00</b>	<b>0.00</b>	<b>370.73</b>	<b>619.27</b>	<b>627.26</b>	<b>8.01</b>	<b>619.25</b>	<b>0.02</b>
	<b>Salaries Total</b>	<b>8905</b>	<b>445.30</b>	<b>0.00</b>	<b>1779.23</b>	<b>7571.07</b>	<b>7579.06</b>	<b>8.01</b>	<b>7571.05</b>	<b>0.02</b>

<b>0006</b>	<b>Medical Treatment</b>	7	93.00	0.00	2.94	97.06	97.06	0.00	97.06	0.00
<b>0011</b>	<b>Domestic Travel Expenses</b>	174	600.00	0.00	0.00	774.00	726.04	41.67	684.37	89.63
<b>0012</b>	<b>Foreign Travel Expenses</b>	0	0.00	0.00	0.00	0.00	0.00	0.00	0.00	0.00
	<b>Group A Total</b>	<b>9086</b>	<b>1138.30</b>	<b>0.00</b>	<b>1782.17</b>	<b>8442.13</b>	<b>8402.16</b>	<b>49.68</b>	<b>8352.48</b>	<b>89.65</b>

**MH: 2016**

**Group B**

<b>0001</b>		0	0.00	0.00	0.00	0.00	0.00	0.00	0.00	0.00
<b>0001</b>	<b>Salaries</b>									
	<b>Pay of Officers</b>	43127	4364.67	0.00	2.13	47489.54	47528.17	38.63	47489.54	0.00
	<b>Grade pay of Officers</b>	0	0.00	0.00	0.00	0.00	0.00	0.00	0.00	0.00
	<b>Leave Encashment (LTC)</b>	0	0.00	0.00	0.00	0.00	0.00	0.00	0.00	0.00
	<b>Pay of N.G Estt.</b>	163845	19360.75	0.00	31.40	183174.35	183277.74	103.39	183174.35	0.01
	<b>Grade Pay N.G Estt.</b>	0	0.00	0.00	0.00	0.00	9.92	9.92	0.00	0.00
	<b>Arrears</b>	0	0.00	0.00	0.00	0.00	0.00	0.00	0.00	0.00
	<b>Dearness/Foreign Allowance</b>	75441	9936.41	0.00	13.62	85363.79	85381.05	17.26	85363.78	0.01
	<b>Festival Advance(Officers)</b>	0	0.00	0.00	0.00	0.00	0.00	0.00	0.00	0.00
	<b>Festival Advance(NGE)</b>	0	0.00	0.00	0.00	0.00	0.00	0.00	0.00	0.00
	<b>Bonus</b>	0	2231.60	0.00	67.66	2163.94	2163.93	0.00	2163.93	0.01
	<b>Other Allowances</b>									
	House Rent Allowances	28409	4189.35	0.00	336.54	32261.81	32273.63	11.82	32261.81	0.00
	Honorarium	0	955.21	0.00	3.99	951.22	951.22	0.00	951.22	0.00
	Children Education allowance	5873	94.85	0.00	0.00	5967.85	5967.85	0.00	5967.85	0.00
	Leave Travel concession	724	1473.10	0.00	0.00	2197.10	2197.10	0.00	2197.10	0.00
	Transport Allowance	7564	819.83	0.00	38.49	8345.34	8383.92	38.59	8345.34	0.01
	Dearness Allowances on T.A	2757	395.38	0.00	7.11	3145.27	3151.89	6.63	3145.26	0.00
	Any other Allowances	160	0.00	0.00	5.92	154.08	154.08	0.00	154.08	0.00
	<b>Other Allowances Total</b>	<b>45487</b>	<b>7927.71</b>	<b>0.00</b>	<b>392.05</b>	<b>53022.66</b>	<b>53079.68</b>	<b>57.03</b>	<b>53022.65</b>	<b>0.02</b>
	<b>Salaries Total</b>	<b>327900</b>	<b>43821.15</b>	<b>0.00</b>	<b>506.86</b>	<b>371214.29</b>	<b>371440.48</b>	<b>226.24</b>	<b>371214.25</b>	<b>0.04</b>
<b>0002</b>	<b>Wages</b>	0	0.00	0.00	0.00	0.00	0.00	0.00	0.00	0.00
<b>0003</b>	<b>Overtime Allowances</b>	0	0.00	0.00	0.00	0.00	0.00	0.00	0.00	0.00
<b>0006</b>	<b>Medical Treatment</b>	2923	3808.16	0.00	0.00	6731.16	6731.16	0.00	6731.16	0.00



	Audit and Account Reports etc. wrt	0	896.66	0.00	0.00	896.66	896.66	0.00	896.66	0.00
	Admin Reports and Magazines etc	0	121.20	0.00	0.00	121.20	121.20	0.00	121.20	0.00
	Others	0	385.76	0.00	0.00	385.76	385.76	0.00	385.76	0.00
	<b>publications Total</b>	<b>0</b>	<b>1403.62</b>	<b>0.00</b>	<b>0.00</b>	<b>1403.62</b>	<b>1403.62</b>	<b>0.00</b>	<b>1403.62</b>	<b>0.00</b>
<b>0020</b>	<b>Other Administrative Expenses/DC</b>	5217	141.45	0.00	59.23	5299.22	5299.22	0.00	5299.22	0.00
<b>0027</b>	<b>Minor Works</b>									
	HQ Admin approved	0	0.00	0.00	0.00	0.00	0.00	0.00	0.00	0.00
	HOD's Approved etc	0	0.00	0.00	0.00	0.00	0.00	0.00	0.00	0.00
	Others	0	0.00	0.00	0.00	0.00	0.00	0.00	0.00	0.00
	<b>Minor Works Total</b>	<b>0</b>	<b>0.00</b>	<b>0.00</b>	<b>0.00</b>	<b>0.00</b>	<b>0.00</b>	<b>0.00</b>	<b>0.00</b>	<b>0.00</b>
<b>0028</b>	<b>Professional Services</b>									
	Outsourcing of MTS	210	2021.94	0.00	44.01	2187.93	2187.92	0.00	2187.92	0.01
	Security	0	0.00	0.00	0.00	0.00	0.00	0.00	0.00	0.00
	DEOs, Steno, Driver etc.	0	1152.82	0.00	9.15	1143.67	1143.67	0.00	1143.67	0.00
	Hiring of Retired Personnel	100	1672.08	0.00	0.00	1772.08	1772.08	0.00	1772.08	0.00
	Legal Charges etc	0	4086.38	0.00	0.00	4086.38	4086.38	0.00	4086.38	0.00
	Others	0	0.00	0.00	0.00	0.00	0.00	0.00	0.00	0.00
	Training									
	Group A	0	0.00	0.00	0.00	0.00	0.00	0.00	0.00	0.00
	Group B and Others	0	0.00	0.00	0.00	0.00	0.00	0.00	0.00	0.00
	<b>Training Total</b>	<b>0</b>	<b>0.00</b>	<b>0.00</b>	<b>0.00</b>	<b>0.00</b>	<b>0.00</b>	<b>0.00</b>	<b>0.00</b>	<b>0.00</b>
	Outsourcing for cleaning works	0	0.00	0.00	0.00	0.00	0.00	0.00	0.00	0.00
	Outsourcing of Canteen staff	150	1445.92	0.00	33.68	1562.24	1562.24	0.00	1562.24	0.00
	Hiring of Experts	0	0.00	0.00	0.00	0.00	0.00	0.00	0.00	0.00
	<b>Professional Services Total</b>	<b>460</b>	<b>10379.14</b>	<b>0.00</b>	<b>86.84</b>	<b>10752.30</b>	<b>10752.28</b>	<b>0.00</b>	<b>10752.28</b>	<b>0.01</b>
<b>0031</b>	<b>Grants-in-aid-General</b>	0	684.22	0.00	0.00	684.22	684.22	0.00	684.22	0.00
<b>0032</b>	<b>Contribution</b>	0	0.00	0.00	0.00	0.00	0.00	0.00	0.00	0.00
<b>0050</b>	<b>Other Charges</b>	27	10.00	0.00	2.11	34.89	37.00	2.11	34.89	0.00
<b>0070</b>	<b>Deduct Recoveries</b>	0	0.00	0.00	0.00	0.00	0.00	0.00	0.00	0.00
<b>9913</b>	<b>Information Technology</b>									
	IT-AMC,Stationary and Cartridge	0	1359.40	0.00	0.00	1359.40	1359.37	0.00	1359.37	0.03
	IT-Hardware Software	0	338.80	0.00	20.82	317.98	317.98	0.00	317.98	0.00

<b>IT-Others</b>	0	0.00	0.00	0.00	0.00	0.00	0.00	0.00	0.00	0.00
<b>Payment for OIOS Project</b>										
Payment to agencies	0	0.00	0.00	0.00	0.00	0.00	0.00	0.00	0.00	0.00
Purchase of Hardware, Software, Communication Infrastructure	0	10089.00	0.00	3183.00	6906.00	6905.95	0.00	6905.95	0.05	
LAN Upgradation	0	0.00	0.00	0.00	0.00	0.00	0.00	0.00	0.00	0.00
<b>Payment for OIOS Project Total</b>	<b>0</b>	<b>10089.00</b>	<b>0.00</b>	<b>3183.00</b>	<b>6906.00</b>	<b>6905.95</b>	<b>0.00</b>	<b>6905.95</b>	<b>0.05</b>	
<b>Information Technology Total</b>	<b>0</b>	<b>11787.20</b>	<b>0.00</b>	<b>3203.82</b>	<b>8583.38</b>	<b>8583.30</b>	<b>0.00</b>	<b>8583.30</b>	<b>0.08</b>	
<b>Group B Total</b>	<b>345599</b>	<b>81154.25</b>	<b>0.00</b>	<b>4354.89</b>	<b>422398.37</b>	<b>422630.65</b>	<b>364.98</b>	<b>422265.67</b>	<b>132.70</b>	

MH: 2016

**Group C**

<b>0001</b>	<b>Salaries</b>									
	<b>Pay of Officers</b>	12859	1639.45	0.00	0.00	14498.45	14498.45	0.00	14498.45	0.00
	<b>Grade pay of Officers</b>	0	0.00	0.00	0.00	0.00	0.00	0.00	0.00	0.00
	<b>Leave Encashment (LTC)</b>	0	0.00	0.00	0.00	0.00	0.00	0.00	0.00	0.00
	<b>Pay of N.G Estt.</b>	0	0.00	0.00	0.00	0.00	0.00	0.00	0.00	0.00
	<b>Grade Pay N.G Estt.</b>	0	0.00	0.00	0.00	0.00	0.00	0.00	0.00	0.00
	<b>Arrears</b>	0	0.00	0.00	0.00	0.00	0.00	0.00	0.00	0.00
	<b>Dearness/Foreign Allowance</b>	4687	698.09	0.00	0.00	5385.09	5385.09	0.00	5385.09	0.00
	<b>Festival Advance(Officers)</b>	0	0.00	0.00	0.00	0.00	0.00	0.00	0.00	0.00
	<b>Festival Advance(NGE)</b>	0	0.00	0.00	0.00	0.00	0.00	0.00	0.00	0.00
	<b>Bonus</b>	0	0.00	0.00	0.00	0.00	0.00	0.00	0.00	0.00
	<b>Other Allowances</b>									
	House Rent Allowances	2238	312.42	0.00	0.00	2550.42	2550.42	0.00	2550.42	0.00
	Honorarium	0	20.00	0.00	0.00	20.00	20.00	0.00	20.00	0.00
	Children Education allowance	162	0.00	0.00	0.00	162.00	162.00	0.00	162.00	0.00
	Leave Travel concession	254	2.26	0.00	50.00	206.26	206.26	0.00	206.26	0.00
	Transport Allowance	396	68.40	0.00	0.00	464.40	464.40	0.00	464.40	0.00
	Dearness Allowances on T.A	144	28.44	0.00	0.00	172.44	172.44	0.00	172.44	0.00
	Any other Allowances	0	0.00	0.00	0.00	0.00	0.00	0.00	0.00	0.00
	<b>Other Allowances Total</b>	<b>3194</b>	<b>431.52</b>	<b>0.00</b>	<b>50.00</b>	<b>3575.52</b>	<b>3575.52</b>	<b>0.00</b>	<b>3575.52</b>	<b>0.00</b>
	<b>Salaries Total</b>	<b>20740</b>	<b>2769.05</b>	<b>0.00</b>	<b>50.00</b>	<b>23459.05</b>	<b>23459.05</b>	<b>0.00</b>	<b>23459.05</b>	<b>0.00</b>





## Fund Position Report ( BUDGET Estimates)

Financial Year : 2023-2024

OFFICE / DDO NAME :- PAG (A&E), Jharkhand, Ranchi  
 PAY & ACCOUNTS OFFICE :- PAO, O/O THE AG (A&E) JHARKHAND, RANCHI

09/10/2024 :11:22:05  
 ( RUPEES IN THOUSAND )

Standard Numeric Codes	Head, Subhead and other Details	Budget Estimates	Additional Budget Allotted	Budget Withdrawn	Budget Surrendered	Total Allotted Budget	Expenditure Incurred	Refund/ Recovery	Total Net Expenditure	Available DDO Budget
------------------------	---------------------------------	------------------	----------------------------	------------------	--------------------	-----------------------	----------------------	------------------	-----------------------	----------------------

MH: 2016

**Group A**

<b>0001</b>	<b>Salaries</b>									
	Pay of Officers	4590	893.10	0.00	17.50	5465.60	5465.60	0.00	5465.60	0.00
	Pay of N.G Estt.	0	0.00	0.00	0.00	0.00	0.00	0.00	0.00	0.00
	Leave Encashment (LTC)	0	0.00	0.00	0.00	0.00	0.00	0.00	0.00	0.00
	Pay Arrears	0	0.00	0.00	0.00	0.00	0.00	0.00	0.00	0.00
	Honorarium and Stipend to Interns	0	10.00	0.00	5.38	4.62	4.62	0.00	4.62	0.00
	Sumptuary Allowance	0	0.00	0.00	0.00	0.00	0.00	0.00	0.00	0.00
	<b>Salaries Total</b>	<b>4590</b>	<b>903.10</b>	<b>0.00</b>	<b>22.88</b>	<b>5470.22</b>	<b>5470.22</b>	<b>0.00</b>	<b>5470.22</b>	<b>0.00</b>
<b>0005</b>	<b>Rewards</b>									
	Bonus	0	0.00	0.00	0.00	0.00	0.00	0.00	0.00	0.00
	Cash awards	0	0.00	0.00	0.00	0.00	0.00	0.00	0.00	0.00
	<b>Rewards Total</b>	<b>0</b>	<b>0.00</b>	<b>0.00</b>	<b>0.00</b>	<b>0.00</b>	<b>0.00</b>	<b>0.00</b>	<b>0.00</b>	<b>0.00</b>
<b>0006</b>	<b>Medical Treatment</b>	59	124.73	0.00	0.00	183.73	183.58	0.00	183.58	0.15
<b>0007</b>	<b>Allowances</b>									
	Dearness/Foreign Allowance	2020	467.07	0.00	8.05	2479.02	2479.02	0.00	2479.02	0.00
	House Rent Allowance	203	0.00	0.00	119.16	83.84	83.84	0.00	83.84	0.00
	Transport Allowance	200	3.60	0.00	11.00	192.60	192.60	0.00	192.60	0.00
	DA on Transport Allowance	88	1.66	0.00	2.32	87.34	87.34	0.00	87.34	0.01
	Arrears of Allowances	0	0.00	0.00	0.00	0.00	0.00	0.00	0.00	0.00
	Deputation (Duty) Allowance	0	0.00	0.00	0.00	0.00	0.00	0.00	0.00	0.00
	CEA/Reimbursement of Tuition Fee	27	0.00	0.00	0.00	27.00	27.00	0.00	27.00	0.00

	Any Other Allowance	0	0.00	0.00	0.00	0.00	0.00	0.00	0.00	0.00
	Overtime Allowance	0	0.00	0.00	0.00	0.00	0.00	0.00	0.00	0.00
	<b>Allowances Total</b>	<b>2538</b>	<b>472.34</b>	<b>0.00</b>	<b>140.53</b>	<b>2869.81</b>	<b>2869.80</b>	<b>0.00</b>	<b>2869.80</b>	<b>0.01</b>
<b>0008</b>	<b>Leave Travel Concession</b>	36	52.00	0.00	29.60	58.40	58.40	0.00	58.40	0.00
<b>0011</b>	<b>Domestic Travel Expenses</b>	560	0.00	0.00	318.90	241.10	304.07	62.97	241.10	0.00
<b>0012</b>	<b>Foreign Travel Expenses</b>	0	0.00	0.00	0.00	0.00	0.00	0.00	0.00	0.00
	<b>Group A Total</b>	<b>7783</b>	<b>1552.16</b>	<b>0.00</b>	<b>511.91</b>	<b>8823.26</b>	<b>8886.07</b>	<b>62.97</b>	<b>8823.10</b>	<b>0.15</b>

MH: 2016

**Group B**

<b>0001</b>	<b>Salaries</b>									
	Pay of Officers	43485	3053.00	0.00	87.75	46450.25	51909.09	5458.84	46450.25	0.00
	Pay of N.G Estt.	167175	19267.26	0.00	0.00	186442.26	186967.21	524.95	186442.26	0.00
	Leave Encashment (LTC)	0	2400.00	0.00	1409.48	990.52	990.51	0.00	990.51	0.01
	Pay Arrears	0	0.00	0.00	0.00	0.00	0.00	0.00	0.00	0.00
	Honorarium and Stipend to Interns	0	963.75	0.00	27.36	936.39	936.00	0.00	936.00	0.39
	Sumptuary Allowance	0	0.00	0.00	0.00	0.00	0.00	0.00	0.00	0.00
	<b>Salaries Total</b>	<b>210660</b>	<b>25684.01</b>	<b>0.00</b>	<b>1524.59</b>	<b>234819.42</b>	<b>240802.81</b>	<b>5983.79</b>	<b>234819.02</b>	<b>0.40</b>
<b>0002</b>	<b>Wages</b>	0	0.00	0.00	0.00	0.00	0.00	0.00	0.00	0.00
<b>0005</b>	<b>Rewards</b>									
	Bonus	0	2208.48	0.00	20.94	2187.54	2187.53	0.00	2187.53	0.00
	Cash awards	0	40.30	0.00	0.00	40.30	47.30	7.00	40.30	0.00
	<b>Rewards Total</b>	<b>0</b>	<b>2248.78</b>	<b>0.00</b>	<b>20.94</b>	<b>2227.84</b>	<b>2234.83</b>	<b>7.00</b>	<b>2227.83</b>	<b>0.00</b>
<b>0006</b>	<b>Medical Treatment</b>	3200	4600.00	0.00	0.00	7800.00	8430.76	630.83	7799.93	0.07
<b>0007</b>	<b>Allowances</b>									
	Dearness/Foreign Allowance	92690	12929.46	0.00	0.00	105619.46	105686.22	66.76	105619.46	0.00
	House Rent Allowance	29493	3993.20	0.00	0.00	33486.20	33512.78	26.58	33486.20	0.00
	Transport Allowance	7671	955.17	0.00	0.00	8626.17	8636.97	10.80	8626.17	0.00
	DA on Transport Allowance	3375	531.16	0.00	0.00	3906.16	3920.19	14.03	3906.16	0.00
	Arrears of Allowances	0	0.00	0.00	0.00	0.00	0.00	0.00	0.00	0.00
	Deputation (Duty) Allowance	0	1100.13	0.00	13.04	1087.09	1087.09	0.00	1087.09	0.00
	CEA/Reimbursement of Tuition Fee	5833	0.00	0.00	58.00	5775.00	5775.00	0.00	5775.00	0.00

	<b>Any Other Allowance</b>	154	568.31	0.00	147.29	575.02	575.48	0.46	575.02	0.00
	<b>Overtime Allowance</b>	0	0.00	0.00	0.00	0.00	0.00	0.00	0.00	0.00
	<b>Allowances Total</b>	<b>139216</b>	<b>20077.43</b>	<b>0.00</b>	<b>218.33</b>	<b>159075.09</b>	<b>159193.73</b>	<b>118.63</b>	<b>159075.09</b>	<b>0.00</b>
<b>0008</b>	<b>Leave Travel Concession</b>	822	783.40	0.00	397.39	1208.01	1260.19	52.18	1208.01	0.00
<b>0009</b>	<b>Training Expenses</b>	0	0.00	0.00	0.00	0.00	0.00	0.00	0.00	0.00
<b>0011</b>	<b>Domestic Travel Expenses</b>	3878	755.50	1500.00	21.40	3112.10	3126.28	14.18	3112.10	0.00
<b>0012</b>	<b>Foreign Travel Expenses</b>	0	0.00	0.00	0.00	0.00	0.00	0.00	0.00	0.00
<b>0013</b>	<b>Office Expenses</b>									
	<b>Local Purchase of Stationery</b>	825	0.00	0.00	0.00	825.00	825.00	0.00	825.00	0.00
	<b>Telephone Charges</b>	371	0.00	0.00	141.12	229.88	229.88	0.00	229.88	0.00
	<b>Internet Charges (dongle internet</b>	0	103.10	0.00	0.00	103.10	103.10	0.00	103.10	0.00
	<b>Postage/Courier Charges</b>	3000	900.00	0.00	231.49	3668.52	3668.51	0.00	3668.51	0.01
	<b>Electricity and Water Charges</b>	0	0.00	0.00	0.00	0.00	0.00	0.00	0.00	0.00
	<b>Procurement of Goods &amp; Materials</b>	0	603.29	0.00	0.00	603.29	608.31	5.05	603.26	0.03
	<b>Procurement of Services</b>	0	217.42	0.00	0.00	217.42	217.68	0.26	217.42	0.00
	<b>Food/refreshment charges for</b>	0	0.00	0.00	0.00	0.00	0.00	0.00	0.00	0.00
	<b>Other Misc. Expenses</b>	10	22.40	0.00	0.00	32.40	32.38	0.00	32.38	0.02
	<b>Special Contingencies</b>									
	Other procurement of goods	0	402.61	0.00	0.00	402.61	402.56	0.00	402.56	0.05
	Procurement of services	0	0.00	0.00	0.00	0.00	0.00	0.00	0.00	0.00
	Other Special Contengencies	0	614.50	0.00	0.00	614.50	614.48	0.00	614.48	0.02
	<b>Special Contingencies Total</b>	<b>0</b>	<b>1017.11</b>	<b>0.00</b>	<b>0.00</b>	<b>1017.11</b>	<b>1017.05</b>	<b>0.00</b>	<b>1017.05</b>	<b>0.06</b>
	<b>Outsourcing/engagements of</b>									
	Outsourcing of MTS	200	1793.73	0.00	3.16	1990.57	1990.57	0.00	1990.57	0.01
	Outsourcing for cleaning works	0	0.00	0.00	0.00	0.00	0.00	0.00	0.00	0.00
	Outsourcing for Security	0	0.00	0.00	0.00	0.00	0.00	0.00	0.00	0.00
	Outsourcing of Canteen Staff	150	1887.45	0.00	2.73	2034.72	2034.72	0.00	2034.72	0.01
	Outsourcing of DEOs, Stenos etc.	70	2315.96	0.00	0.00	2385.96	2385.96	0.00	2385.96	0.01
	Outsourcing of Staff Car Driver	30	0.00	0.00	30.00	0.00	0.00	0.00	0.00	0.00
	Hiring of retired persons	200	990.50	0.00	198.42	992.08	992.08	0.00	992.08	0.00
	Outsourcing of staff in other	0	0.00	0.00	0.00	0.00	0.00	0.00	0.00	0.00
	<b>Outsourcing/engagements of</b>	<b>650</b>	<b>6987.65</b>	<b>0.00</b>	<b>234.31</b>	<b>7403.35</b>	<b>7403.33</b>	<b>0.00</b>	<b>7403.33</b>	<b>0.02</b>



	<b>Hiring of Experts</b>	0	0.00	0.00	0.00	0.00	0.00	0.00	0.00	0.00
	<b>Legal Charges</b>	0	3942.44	0.00	19.37	3923.07	3923.07	0.00	3923.07	0.01
	<b>Training</b>									
	Group A	0	0.00	0.00	0.00	0.00	0.00	0.00	0.00	0.00
	Group B and others	0	0.00	0.00	0.00	0.00	0.00	0.00	0.00	0.00
	<b>Training Total</b>	<b>0</b>	<b>0.00</b>	<b>0.00</b>	<b>0.00</b>	<b>0.00</b>	<b>0.00</b>	<b>0.00</b>	<b>0.00</b>	<b>0.00</b>
	<b>Others</b>	0	98.82	0.00	0.00	98.82	98.82	0.00	98.82	0.00
	<b>Departmental Exams</b>	0	0.00	0.00	0.00	0.00	0.00	0.00	0.00	0.00
	<b>Professional Services Total</b>	<b>0</b>	<b>4041.26</b>	<b>0.00</b>	<b>19.37</b>	<b>4021.89</b>	<b>4021.88</b>	<b>0.00</b>	<b>4021.88</b>	<b>0.01</b>
<b>0029</b>	<b>Repair and Maintenance</b>									
	<b>AMC - Information Technology</b>	0	506.90	0.00	0.00	506.90	506.35	0.00	506.35	0.55
	<b>AMC, Repair for Electrical and</b>	200	742.48	0.00	257.28	685.20	685.20	0.00	685.20	0.00
	<b>Repairs for motor vehicle</b>	0	20.00	0.00	0.00	20.00	29.06	9.08	19.98	0.02
	<b>Repairs for furniture &amp; fixtures</b>	0	50.00	0.00	0.00	50.00	49.99	0.00	49.99	0.01
	<b>Other repair and maintenance</b>	0	0.00	0.00	0.00	0.00	0.00	0.00	0.00	0.00
	<b>Repair and Maintenance Total</b>	<b>200</b>	<b>1319.38</b>	<b>0.00</b>	<b>257.28</b>	<b>1262.10</b>	<b>1270.60</b>	<b>9.08</b>	<b>1261.51</b>	<b>0.59</b>
<b>0031</b>	<b>Grants-in-aid-General</b>	0	0.00	0.00	0.00	0.00	0.00	0.00	0.00	0.00
<b>0032</b>	<b>Contribution</b>	0	0.00	0.00	0.00	0.00	0.00	0.00	0.00	0.00
<b>0049</b>	<b>Other Revenue Expenditure</b>									
	<b>Reimbursement of</b>	0	577.20	0.00	34.61	542.59	542.58	0.00	542.58	0.01
	<b>Others</b>	0	5.00	0.00	0.00	5.00	5.00	0.00	5.00	0.00
	<b>Other Revenue Expenditure Total</b>	<b>0</b>	<b>582.20</b>	<b>0.00</b>	<b>34.61</b>	<b>547.59</b>	<b>547.58</b>	<b>0.00</b>	<b>547.58</b>	<b>0.01</b>
	<b>Group B Total</b>	<b>362972</b>	<b>73927.36</b>	<b>1608.00</b>	<b>3200.82</b>	<b>432090.54</b>	<b>438920.96</b>	<b>6831.84</b>	<b>432089.11</b>	<b>1.43</b>

MH: 2016

**Group C**

<b>0001</b>	<b>Salaries</b>									
	<b>Pay of Officers</b>	13124	3806.35	0.00	0.00	16930.35	16930.35	0.00	16930.35	0.00
	<b>Pay of N.G Estt.</b>	0	0.00	0.00	0.00	0.00	0.00	0.00	0.00	0.00
	<b>Leave Encashment (LTC)</b>	0	286.81	0.00	0.00	286.81	286.81	0.00	286.81	0.00
	<b>Pay Arrears</b>	0	0.00	0.00	0.00	0.00	0.00	0.00	0.00	0.00
	<b>Honorarium and Stipend to Interns</b>	0	60.56	0.00	7.42	53.14	53.14	0.00	53.14	0.00



	<b>Purchase of Office Furniture</b>	0	299.50	0.00	47.78	251.72	251.72	0.00	251.72	0.00
	<b>Procurement for Departmental</b>	0	0.00	0.00	0.00	0.00	0.00	0.00	0.00	0.00
	<b>Furniture and Fixtures Total</b>	<b>0</b>	<b>299.50</b>	<b>0.00</b>	<b>47.78</b>	<b>251.72</b>	<b>251.72</b>	<b>0.00</b>	<b>251.72</b>	<b>0.00</b>
<b>0177</b>	<b>Other Fixed Assets</b>	0	0.00	0.00	0.00	0.00	0.00	0.00	0.00	0.00
	<b>Group N Total</b>	<b>0</b>	<b>726.90</b>	<b>0.00</b>	<b>88.98</b>	<b>637.92</b>	<b>637.92</b>	<b>0.00</b>	<b>637.92</b>	<b>0.00</b>