



सत्यमेव जयते

**REPORT OF THE
COMPTROLLER AND AUDITOR GENERAL OF
INDIA
ON
GENERAL PURPOSE FINANCIAL
REPORT OF PUBLIC SECTOR UNDERTAKINGS
for the year ended 31 March 2022**



SUPREME AUDIT INSTITUTION OF INDIA
लोकहितार्थ सत्यनिष्ठा
Dedicated to Truth in Public Interest



Government of Kerala
Report No. 1 of the year 2024

**REPORT OF THE
COMPTROLLER AND AUDITOR GENERAL OF
INDIA**

ON

**GENERAL PURPOSE FINANCIAL REPORT OF
PUBLIC SECTOR UNDERTAKINGS
for the year ended 31 March 2022**

Government of Kerala

Report No. 1 of the year 2024

Table of Contents

Particulars		Page No.	
Preface		v	
Executive Summary		vii	
Chapter I	Summary of Financial Performance of Public Sector Undertakings		
	1.1	Introduction	1
	1.2	Investment in Government companies and Statutory corporations	5
	1.3	Return from Government companies and Statutory corporations	9
	1.4	Operating efficiency of PSUs	14
	1.5	Disinvestment	17
	1.6	Reply of the Government of Kerala	17
	1.7	Conclusion	17
	1.8	Recommendations	18
Chapter II	Oversight Role of CAG		
	2.1	Audit of Public Sector Undertakings	19
	2.2	Appointment of Statutory auditors of Public Sector Undertakings by CAG	19
	2.3	Submission of accounts by Public Sector Undertakings	19
	2.4	CAG's oversight - Audit of accounts and supplementary audit	22
	2.5	Result of CAG's oversight role	24
	2.6	Non-compliance with provisions of Accounting Standards/ Ind AS	29
	2.7	Management Letters	29
	2.8	Oversight role of the CAG with respect to compliance matters	30
	2.9	Reply of the Government of Kerala	31

P			P
			N
	0	6	31
	2	th s	31
P	P		
	3	h	33
	2	M	35
	3	h s 6 h	36
	4	M	8
	3	h	8
	6	h h	4
	3	6	4
	8	h s	4
	P	P	
4		h	4
2		h	4
4		h d g	4
4		h	4
4		h	4
6		h	3
4		h	3
8		6	3
9		h s	4

No	Topic	Page
I	Introduction	5
I	Objectives	5
I	Scope of the course	6
IV	Structure of the course	8
V	Evaluation	9
IV	References	9
V	Appendix	9
IV	Index	9
K	Key words	9
X	Glossary	9
K	References	9
K	Index	9
XI	Appendix	3
K	Index	4
X	References	5
K	Index	7

Executive Summary

EXECUTIVE SUMMARY

About this report

This report presents the financial position and performance of the State Public Sector Undertaking (PSUs) in Kerala. Besides, the report also covers other significant aspects viz. Oversight role of the Comptroller and Auditor General of India (CAG), Corporate Governance in PSUs and Corporate Social Responsibility of PSUs.

Audit Coverage

There were 150 PSUs under the audit jurisdiction of the Comptroller and Auditor General of India as on 31 March 2022. These included 130 Government companies, 16 Government controlled other companies and four Statutory corporations. This Report deals with the analysis of financial position and performance of 131 working PSUs. Nineteen PSUs which were defunct/ non-working/ under liquidation are not covered in this Report.

(Para 1.1.2)

What have we found and what do we recommend

This report contains four chapters under which particulars of the financial position and operational performance of PSUs were reviewed and CAG's observations given thereon. Further, Corporate Governance practices and Corporate Social Responsibility activities of PSUs were reviewed and recommendations thereon are provided.

Chapter I Summary of Financial Performance of Public Sector Undertakings

Investment by State Government

As on 31 March 2022, the total investment by Government of Kerala (GoK) in 131 PSUs was ₹20,439.04 crore comprising of equity share capital of ₹9,817.46 crore and long term loans of ₹10,621.58 crore. The GoK infused equity of ₹ 386.51 crore in 22 PSUs during 2021-22.

(Para 1.2)

Return from Government companies and Corporations

Out of 131 working PSUs, 55 PSUs earned profit of ₹654.99 crore as per their finalised accounts submitted till September 2022 while 63 PSUs incurred losses of ₹4,065.38 crore. Four PSUs have incurred no profit/loss. There were nine PSUs which were yet to furnish their first accounts for CAG's review.

(Para 1.3.1 and Para 1.3.2)

Net worth/ Accumulated loss

Seventy five working PSUs had an aggregate accumulated loss of ₹19,169.12 crore as per their latest finalised accounts. Of the 75 PSUs, the net worth of 46 PSUs had been completely eroded by accumulated loss and their net worth was negative. The net worth of these PSUs was (-)₹12,460.21 crore against equity investment of ₹6,081.18 crore. Out of 46 PSUs, whose capital had been eroded, 37 PSUs reported loss of ₹3,935.37 crore, eight PSUs had a profit of ₹78.26 crore and one PSU reported no profit/loss as per the latest finalised accounts.

(Para 1.3.3)

Three PSUs declared dividend of ₹3.23 crore during the year 2021-22. The return in the form of dividend on aggregate investment of ₹2,344.07 crore in 51 profit earning PSUs was 0.06 *per cent*.

(Para 1.3.4)

Fifty one profit earning PSUs had not declared dividend or declared dividend lesser than the percentage stipulated by GoK and there was shortfall of ₹226.47 crore in the payment of dividend to GoK.

(Para 1.3.4)

Chapter II Oversight role of CAG

Five PSUs (including one Statutory corporation) submitted their accounts for the financial year 2021-22 for audit within the stipulated period. Sixty PSUs submitted their arrear accounts (2014-15 to 2020-21) for audit by CAG.

(Para 2.3.2)

Out of 86 certified accounts received from 65 PSUs, 38 certified accounts of 32 Government companies and one Government controlled other company along with the report of the Statutory auditors were reviewed by CAG by carrying out supplementary audits. The accounts of Kerala Financial Corporation for 2021-22 was also audited separately. For the balance 47 certified accounts, CAG conducted review of the financial statements and the Statutory auditors' reports and issued Non-review certificates to those companies.

(Para 2.5.1)

As a result of supplementary audit of financial statements conducted by CAG during 2021-22, the Statutory auditors of five Government companies revised their reports before laying the financial statements of these companies in their General Meeting.

(Para 2.5.1.1)

Deviations from the provisions of Accounting Standards/Ind AS in preparation of financial statements were noticed in 40 companies by the Statutory auditors.

(Para 2.6)

Chapter III Corporate Governance

Out of the 131 working PSUs, 72 companies and one Statutory corporation had furnished (till 30 October 2022) the details regarding corporate governance which were considered for analysis. Out of the 72 companies, 40 companies did not comply with the mandatory requirement of conducting four meetings of the Board of Directors during 2021-22.

(Para 3.2.1)

Out of the 72 companies, six companies appointed independent directors on their Board and 26 companies appointed at least one woman director.

(Para 3.2.2 and 3.2.3)

Out of the 72 companies, the independent directors of only five companies attended General Meetings.

(Para 3.3.3)

Out of the 72 companies, in 11 companies, the posts of Key Managerial Personnel were not filled up within the time prescribed.

(Para 3.4.1)

Audit Committee was not constituted in 52 out of 73 PSUs and majority of the members of Audit Committee were not independent directors in 15 PSUs.

(Para 3.5.1)

Out of the 72 companies, four companies did not implement whistle blower mechanism though they satisfied the criteria required for the same.

(Para 3.6.1)

Chapter IV Corporate Social Responsibility

Audit reviewed the Corporate Social Responsibility (CSR) activities carried out by nine PSUs which reported profit of rupee five crore or more and were having accumulated profit in their latest annual accounts. It was seen that the CSR committees of eight out of nine PSUs monitored implementation of CSR policy. One PSU spent more than two *per cent* of CSR funds, two PSUs spent exactly two *per cent*, three PSUs spent less than two *per cent* and three PSUs did not spend the allocation made towards CSR activity.

(Para 4.5.1.4 & 4.5.2.1)

Out of the nine PSUs, total spending on CSR activities by six PSUs was ₹11.82 crore. Welfare and charity (52 *per cent*) and health activities (27 *per cent*) were the main focus areas and secured maximum funding.

(Para 4.5.2.3 and Para 4.5.3.2)

What did we recommend

We recommended the following to the Government of Kerala:

1. Out of the 150 PSUs, 131 PSUs are functional and 19 are non-functional. These companies are either defunct or at various stages of liquidation. Five companies are under liquidation by court since August 1990-July 2006; six companies are yet to start the liquidation process since 1996-2017 and for eight companies, Government is yet to issue closure letter and this has been pending since 1986-87 to 2018-19. In view of the above long pendency in winding up, Government must expedite the process of winding up.
2. There are differences in equity, loans and guarantees in the accounts maintained by the PSUs and those of the Government of Kerala, which are lying unattended for a long time. Therefore, the State Government and the respective PSUs should reconcile the differences relating to equity, loan and guarantees in a time-bound manner.
3. Government needs to decide on the business models of the loss making PSUs in order to address the root cause of the losses. In case the business model is not sustainable, then the Government should close the companies to avoid further straining of the public exchequer.
4. Out of the total 131 working PSUs, only five PSUs submitted their accounts for the year 2021-22 to the CAG for audit thus representing merely 3.82 *per cent* of the total PSUs under its jurisdiction. A total of 350 accounts were due from 126 PSUs. Therefore, for the delay in submission of accounts, Government must fix responsibility on the concerned CEOs/CMDs/CFOs and timely submission of accounts as a criterion needs to be fixed for further extension of tenure or for fresh appointment of CEOs in other companies.

Government should also contemplate the application of Section 129 (7) of the Companies Act which requires fines and/or imprisonment for non-preparation of accounts timely.

5. As part of corporate governance measures, Government must ensure that:
 - 5.1 Audit Committees review the internal audit process including the internal audit reports and action taken on the reports by the companies as per the provisions of the Companies Act, 2013.
 - 5.2 Audit Committees discuss with the Statutory auditors the areas of concerns in the companies and suggest additional areas which require further probe and reporting.
 - 5.3 Whistle blower mechanism is formed by the companies which are legally required to do so.
 - 5.4 Regular meetings of Board of Directors are held as per the provisions of the Companies Act, 2013.
 - 5.5 Training is provided to the directors of the companies to keep themselves updated with the changes taking place in the business environment.
6. As part of Corporate Social Responsibility measures, Government must ensure that:
 - 6.1 The companies appoint independent directors in the CSR committee for better governance and transparency.
 - 6.2 Companies focus on spending the allocated funds on eligible activities in a timely manner.
 - 6.3 The Travancore Sugars and Chemicals Limited establishes the monitoring mechanism for CSR activities.
 - 6.4 The CSR Committees of the companies review and strengthen the monitoring mechanism through review meetings.

Chapter I

Summary of Financial Performance of Public Sector Undertakings

1. **Government companies** - 130
 2. **Government controlled other companies** - 16
 3. **Statutory corporations** - 4
Total - 150

1. **Government companies** - 130
 2. **Government controlled other companies** - 16
 3. **Statutory corporations** - 4
Total - 150

Government companies	130
Government controlled other companies	16
Statutory corporations	4
Total	150

1. **Government companies** - 130
 2. **Government controlled other companies** - 16
 3. **Statutory corporations** - 4
Total - 150

3. **Statutory corporations** - 4
Total - 150

Appendix I

Sl. No.	Particulars	Financial Performance						Total
		Revenue		Operating		Profit		
		00	00	00	00	00	00	
1	Revenue	8	3	2	4	9	2	9 ⁴
2	Operating	2	1	0	1	0	4	0
3	Profit	0	0	6	0	0	6	0 ⁵
4	Total	6	3	5	5	9	3	9

(Source: Compiled based on the accounts received from PSUs.)

1. The accounts of the PSUs are audited by the Comptroller and Auditor General of India. The audit reports are submitted to the Government of India. The Government of India then issues orders on the audit reports. The orders may be of the following nature: (a) No objection, (b) Objection, (c) Disallowance, (d) Disallowance with interest, (e) Disallowance with interest and penalty, (f) Disallowance with interest and penalty and suspension of the officer concerned.

4. The accounts of the PSUs are audited by the Comptroller and Auditor General of India. The audit reports are submitted to the Government of India. The Government of India then issues orders on the audit reports. The orders may be of the following nature: (a) No objection, (b) Objection, (c) Disallowance, (d) Disallowance with interest, (e) Disallowance with interest and penalty, (f) Disallowance with interest and penalty and suspension of the officer concerned.

Particulars	2021-22	2020-21
Revenue	5	-
Capital	6	-
Total	8	-

Appendix I

Particulars	2021-22	2020-21
Revenue	0	0
Capital	3 ⁸	0
Revenue	3	0.9
Capital	3	4
Total	5	0
Revenue	6	0
Capital	4	0
Total	3	3
Revenue	3	0
Capital	6	0

(Source: Latest finalised accounts of PSUs)

3
 9

⁷ ...

⁸ ...

⁹ ...

**Table 1.4: Turnover of Government companies and Statutory corporations
vis-a-vis GSDP of Kerala**

Particulars	(₹ in crore)		
	2019-20	2020-21	2021-22
Turnover	33,840	34,770	35,768
GSDP	8,24,374	7,99,571	9,01,997
Percentage of Turnover to GSDP	4.10	4.35	3.97

(Source: Latest finalised accounts PSUs and GSDP figures as per State Finance Audit Report)

It may be seen from the table above that though the turnover of the PSUs grew from ₹33,840 crore in 2019-20 to ₹35,768 crore in 2021-22, the growth was not in pace with the increase in GSDP which increased from ₹8,24,374 crore to ₹9,01,997 crore in the corresponding period. Consequently, the percentage of turnover to GSDP declined from 4.10 to 3.97.

The growth rate of GSDP showed an increase of 12.81 per cent during 2021-22 as compared to 2020-21, however, the aggregate turnover of Government companies and Statutory corporations increased by 2.87 per cent during the same period.

1.2 Investment in Government companies and Statutory corporations

The amount of equity and loans in 131 Government companies and Statutory corporations for the two year ending as on 31 March 2022 is given in Table 1.5.

Table 1.5: Equity and loans in Government companies and Statutory corporations

Source of investment	As on 31/03/2021			As on 31/03/2022		
	Equity	Long term loans	Total	Equity ¹⁰	Long term loans	Total
State Government	9,430.95	8,365.16	17,796.11	9,817.46	10,621.58	20,439.04
Central Government	135.07	50.54	185.61	158.09	1.11	159.20
State Government companies/Holding companies/ Financial Institutions and others	916.15	29,830.88	30,747.03	971.92	33,803.65	34,775.57
Total investment	10,482.17	38,246.58	48,728.75	10,947.47	44,426.34	55,373.81
Percentage of investment of State Government to total investment	89.97	21.87	36.52	89.68	23.91	36.91

(Source: Details received from PSUs)

1.2 (a) Equity holding

During 2021-22, the total equity holding in the working PSUs covered in this Report registered a net increase of ₹465.30 crore comprising ₹386.51 crore invested by State Government, ₹23.02 crore by Central Government and ₹55.77 crore by

¹⁰ Including share capital advance.

1.2 (b) The following table shows the difference between the figures in the Finance Accounts and the figures in the PSUs' accounts, as reported by the PSUs, in respect of equity, loans and guarantees respectively, for the year ended 31 March 2022.

Particulars	2021-22	2020-21
Equity	₹ 2,466 crore	₹ 2,466 crore
Loans	₹ 4,084.31 crore	₹ 4,084.31 crore
Guarantees	₹ 2,078.65 crore	₹ 2,078.65 crore

Appendix III.

2. The following table shows the difference between the figures in the Finance Accounts and the figures in the PSUs' accounts, as reported by the PSUs, in respect of equity, loans and guarantees respectively, for the year ended 31 March 2021.

vis-a-vis

(₹ in crore)

Sl. No.	Particulars	2021-22	2020-21	Difference *
1	Equity	₹ 2,466	₹ 2,466	₹ 0
2	Loans	₹ 4,084.31	₹ 4,084.31	₹ 0
3	Guarantees	₹ 2,078.65	₹ 2,078.65	₹ 0

(Source: Compiled based on information received from PSUs and Finance Accounts)

* The above differences exclude the figures wherein PSU accounts fall short of the figures in Finance Accounts by ₹1,712 crore (31 PSUs), ₹4,084.31 crore (44 PSUs) and ₹2,078.65 crore (8 PSUs) in respect of equity, loans and guarantees respectively. Details shown in Appendix IV.

Appendix IV

1. ...
2. ...

1. **Revenue**
 2. **Operating**
 3. **Non-Operating**
 4. **Other**
 5. **Interest**
 6. **Dividend**
 7. **Income Tax**
 8. **Other**

Sl. No.	2018-19				2017-18			
	Sl. No.	Income	Exp.	Net Profit	Sl. No.	Income	Exp.	Net Profit
		(₹ in crore)				(₹ in crore)		
1	6	9	9	0	7	9	3	0
2	3	9	3	0	1	9	9	8
3	6	9	9		8	9	9	

(Source: Details received from PSUs and latest finalised account of PSUs)

1. **Revenue**
 2. **Operating**
 3. **Non-Operating**
 4. **Other**
 5. **Interest**
 6. **Dividend**
 7. **Income Tax**
 8. **Other**

Appendix V.

1. **Revenue**

2. **Operating**
 3. **Non-Operating**
 4. **Other**
 5. **Interest**
 6. **Dividend**
 7. **Income Tax**
 8. **Other**

1. **Revenue**

7 of 8

Particulars	Interest Income			EBIT		
	₹ in crore			₹ in crore		
	2021-22	2020-21	2019-20	2021-22	2020-21	2019-20
Interest Income	9	4	0	2	3	3
EBIT	1	9	4	2	0	2
EBITDA	0	0	(-)	2	3	0

(Source: As per the latest finalised accounts of PSUs)

As on 31 March 2022, interest amounting to ₹2,395.37 crore from 36 PSUs⁴ amounting to ₹133.26 crore was outstanding for less than one year, ₹1,217.58 crore was outstanding between one to three years and ₹1,044.53 crore was outstanding for more than three years.

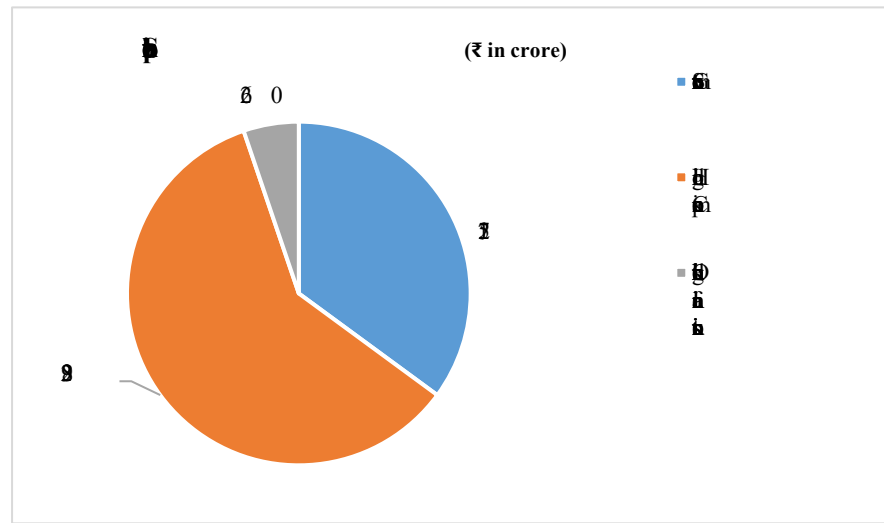
Appendix VI.

As on 31 March 2022, interest amounting to ₹49.95 crore as depicted in Appendix VII.

Particulars	₹ in crore				Total
	2021-22	2020-21	2019-20	2018-19	
Interest Income	1	0	2	0	3

(Source: Details received from PSUs)

⁴ PSUs



Public Sector Undertakings

The Government of India has decided to restructure the Public Sector Undertakings (PSUs) to improve their financial performance and operational efficiency. The restructuring process involves the identification of PSUs that are not viable and the implementation of measures to improve their performance. The Government has identified 104 PSUs for restructuring, which are categorized into three groups: (i) 10 PSUs to be merged with other PSUs, (ii) 10 PSUs to be converted into public limited companies, and (iii) 84 PSUs to be liquidated. The Government has also decided to set up a Public Sector Undertaking Restructuring Commission to oversee the restructuring process. The Commission will be responsible for identifying PSUs that are not viable and recommending measures to improve their performance. The Government has also decided to set up a Public Sector Undertaking Restructuring Fund to provide financial assistance to PSUs that are being restructured. The Fund will be financed by the Government of India and will be used to provide financial assistance to PSUs that are being restructured. The Government has also decided to set up a Public Sector Undertaking Restructuring Cell to coordinate the restructuring process. The Cell will be responsible for identifying PSUs that are not viable and recommending measures to improve their performance. The Government has also decided to set up a Public Sector Undertaking Restructuring Committee to oversee the restructuring process. The Committee will be responsible for identifying PSUs that are not viable and recommending measures to improve their performance. The Government has also decided to set up a Public Sector Undertaking Restructuring Authority to oversee the restructuring process. The Authority will be responsible for identifying PSUs that are not viable and recommending measures to improve their performance. The Government has also decided to set up a Public Sector Undertaking Restructuring Board to oversee the restructuring process. The Board will be responsible for identifying PSUs that are not viable and recommending measures to improve their performance. The Government has also decided to set up a Public Sector Undertaking Restructuring Commission to oversee the restructuring process. The Commission will be responsible for identifying PSUs that are not viable and recommending measures to improve their performance. The Government has also decided to set up a Public Sector Undertaking Restructuring Fund to provide financial assistance to PSUs that are being restructured. The Fund will be financed by the Government of India and will be used to provide financial assistance to PSUs that are being restructured. The Government has also decided to set up a Public Sector Undertaking Restructuring Cell to coordinate the restructuring process. The Cell will be responsible for identifying PSUs that are not viable and recommending measures to improve their performance. The Government has also decided to set up a Public Sector Undertaking Restructuring Committee to oversee the restructuring process. The Committee will be responsible for identifying PSUs that are not viable and recommending measures to improve their performance. The Government has also decided to set up a Public Sector Undertaking Restructuring Authority to oversee the restructuring process. The Authority will be responsible for identifying PSUs that are not viable and recommending measures to improve their performance. The Government has also decided to set up a Public Sector Undertaking Restructuring Board to oversee the restructuring process. The Board will be responsible for identifying PSUs that are not viable and recommending measures to improve their performance.

क्र.सं.	विवरण	2021-22	2020-21	परिवर्तन
1	निष्पत्ति	₹ -2	₹ 0	₹ 2
2	व्यय	₹ -9	₹ 3	₹ 12
3	अनुदान	₹ -9	₹ 0	₹ 9
कुल			₹ 3	

(Source: As per the latest finalised accounts of PSUs)

Net profit of ₹417.66 crore constituting 63.77% of the total turnover.

The net profit of ₹417.66 crore in 2021-22 as compared to ₹395.66 crore in 2020-21. The net profit of ₹417.66 crore in 2021-22 is 63.77% of the total turnover of ₹655.00 crore when compared to ₹395.66 crore in 2020-21.

The loss incurred by these PSUs decreased to ₹2.00 crore in 2021-22 as compared to ₹3.00 crore in 2020-21.

क्र.सं.	विवरण	2021-22	2020-21	परिवर्तन
1	निष्पत्ति	₹ -0	₹ 0	₹ 0
2	व्यय	₹ -2	₹ 0	₹ 2
3	अनुदान	₹ -2	₹ 0	₹ 2

(Source: As per latest finalised accounts of PSUs)

The loss incurred by these PSUs decreased to ₹2.00 crore in 2021-22 as compared to ₹3.00 crore in 2020-21.

6

S. No			₹100 crore
			(₹ in crore)
1		0	2
2		0	6
3		0	7
4		0	9

(Source: As per latest finalised accounts of respective PSUs)

6

incurred loss of ₹6.92 crore.

₹1,822.35 crore in 2020-21 from ₹696.66 crore in 2015-16

₹3,753.51 crore in 2015-16 to ₹15,716.79 crore in

₹19,169.12 crore.

(Appendix-VIII) was ₹(-)12,460.21 crore against equity investment of ₹6,081.18 crore. Out of PSUs reported loss of ₹3,935.37 crore and eight PSUs reported a profit of ₹78.26 crore and one PSU (Vizhinjam

₹3,968.29 crore against their paid up capital of ₹10,093.98 crore.

PSUs whose capital had been eroded, Government equity was ₹6

₹

₹

₹

₹

₹

₹

₹

₹

₹

₹

₹

₹200.17 crore, none of the completed projects performed as envisaged in their

₹

₹

₹

₹

₹

₹

₹

₹

₹

₹

₹

₹

₹

₹

₹100 was ₹122.16

₹

Components and split up of expenditure for earning of ₹100

S N	Component	₹
1	₹	₹
2	₹	₹
3	₹	₹
4	₹	₹
	₹	₹

₹

₹

₹

₹

₹

₹

₹

₹

₹

₹

₹

₹

₹

₹

₹

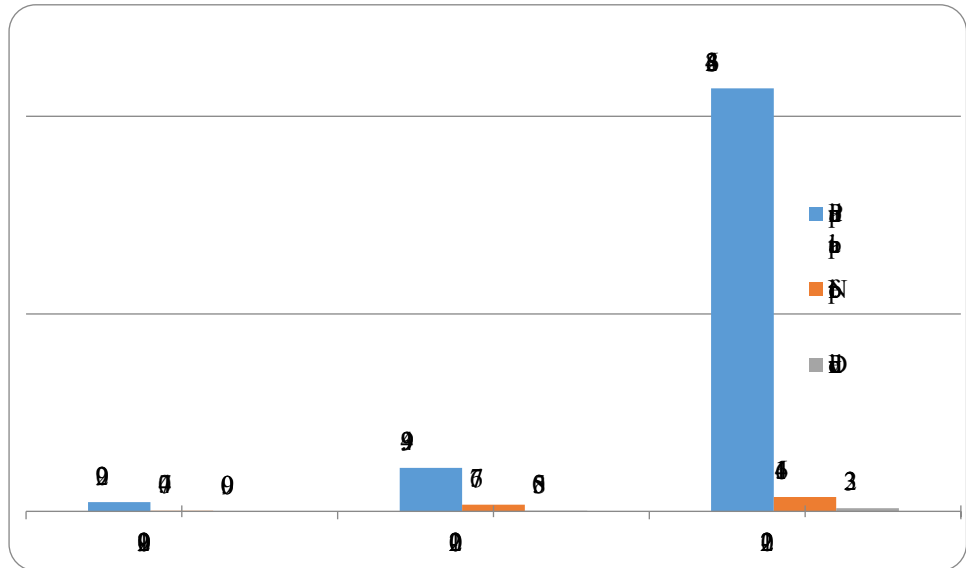
₹

(₹ in crore)

Year	Number of PSUs	Profit	Loss	Break Even
2018	1	6	0	0
2019	1	0	0	0
2020	1	0	0	0
Total	3	6	0	0

(Source: As per latest finalised accounts of PSUs)

Profit
Loss
Break Even



Profit
Loss
Break Even

8
9
0

Appendix IX.

5

(₹ in crore)

Y	2020-21	2021-22	2022-23	2023-24
0	-0	0	0	0
0	-2	0	0	0
0	-2	3	0	1,4,6

(Source: As per latest finalised accounts of PSUs)

Appendix X.

6

6

Appendix X.

0 0 2 is

6.

6

(₹ in crore)

Y	2020-21	2021-22	2022-23	2023-24	Percentage
0	-0	0	0	0	0
0	-2	0	(-0)	0	(-0)
0	-2	3	(-0)	0	(-0)

(Source: As per latest finalised accounts of PSUs)

6

²

-

3 Return on Equity (ROE) of PSUs

1
2
3

2 0 1

4 5

(₹ in crore)

Year	Profit	Equity	ROE	(in percentage)
2010-11	0	0	(-0)	-
2011-12	0	0	(-0)	-
2012-13	0	3	(-0)	-

(Source: As per latest finalised accounts of PSUs)

4
5
6
7
8

9
10
11
12
13

14

15

16

Appendix XI.

17

18

19 20 -21

Sl. No.	Particulars	ROE		
		2010-11	2011-12	2012-13
1	Profit	(-0)	(-0)	(-0)
2	Equity	0	(-0)	(-0)
3	ROE	0	0	0
4	Net Income	*	*	*
5	Equity	*	*	*
6	ROE	*	*	*

(Source: As per latest finalised accounts of PSUs)

22 23 24 25 26

27
28
29

30
31

32

33

34

3 1

2019

₹ 101.24 crore in 2019
 ₹ 26,300.12 crore in 2018
 ₹ 0.00 crore in 2017

1 1

(₹ in crore)

Year	2019		2018			2017
	Revenue	Expenses	Revenue	Expenses	Revenue	
2019-20	6	8	3	9	8	6
2018-19	8	8	3	9	2	3
2017-18	6	0	6	9	6	0

(Source: Details received from PSUs)

Sales of ₹26,300.12 crore in 2018
 ₹101.24 crore in 2019

1

2

3

4

5

6

₹12,460.21 crore against equity investment of ₹6,081.18 crore. Return on

s

- 1. Out of the 150 PSUs in the State, 131 PSUs are functional and 19 Companies are non-functional. These 19 companies are either defunct or at various stages of liquidation. Five companies are under orders (August 1990-July 2006) of liquidation by court and six companies which went (1996-2017) defunct are yet to start liquidation process. For the remaining eight companies which are defunct (1986-2019), Government is yet to issue closure orders. In view of the above long pendency in winding up, Government must expedite the process of winding up.*
- 2. The audit on “Implementation of projects for rejuvenation and revival of PSUs under Department of Industries and Commerce” was carried out in 16 PSUs only. Hence, the Government of Kerala should undertake similar reviews to evaluate the under performance of the remaining PSUs and take suitable steps for mitigating the persistent loss being incurred by the PSUs. Government should extend financial assistance to the PSUs only after evaluating their repayment capacity.*
- 3. Government needs to decide on the business models of the loss-making PSUs in order to address the root cause of the losses. In case the business model is not sustainable, Government should close the companies, especially those whose net worth has been completely eroded, to avoid further straining of the public exchequer.*
- 4. There are differences in equity, loans and guarantees in the accounts maintained by the PSUs and those of the Government of Kerala which are lying unattended for a long time. Therefore, the State Government and the respective PSUs should reconcile the differences relating to equity, loans and guarantees in a time-bound manner.*

Chapter II

Oversight Role of CAG

D R G

2

S s a n d n
 h t b h . h n b
 S d a p h h b

2

h S
 g n n b
 S

3

n n
 a k n p k n h p
 h p h h h n
 h n y n
 h t h n h h

	2021-22	2020-21	2019-20	2018-19	2017-18
Revenue	1,10,000	1,00,000	90,000	80,000	70,000
Operating Expenses	(80,000)	(75,000)	(70,000)	(65,000)	(60,000)
Operating Profit	30,000	25,000	20,000	15,000	10,000
Finance Income	5,000	4,000	3,000	2,000	1,000
Finance Expenses	(2,000)	(3,000)	(4,000)	(5,000)	(6,000)
Profit before Tax	33,000	26,000	19,000	12,000	5,000
Tax	(3,000)	(2,000)	(1,000)	(1,000)	(1,000)
Profit after Tax	30,000	24,000	18,000	11,000	4,000
Dividend	20,000	15,000	10,000	5,000	2,000
Retained Profit	10,000	9,000	8,000	6,000	2,000
Capital Gains	1,000	1,000	1,000	1,000	1,000
Other Income	1,000	1,000	1,000	1,000	1,000
Other Expenses	(1,000)	(1,000)	(1,000)	(1,000)	(1,000)
Net Profit	32,000	26,000	19,000	12,000	6,000

in the year ended 31 March 2022, the Company has not provided any financial assistance to any other company, firm or individual.

2. Financial

2.1 Financial

The Company has not provided any financial assistance to any other company, firm or individual during the year ended 31 March 2022.

2.2 Financial

The Company has not provided any financial assistance to any other company, firm or individual during the year ended 31 March 2022.

- is a subsidiary of the Company.
- is a subsidiary of the Company.

2.3 Financial

The Company has not provided any financial assistance to any other company, firm or individual during the year ended 31 March 2022.

2.4 Financial

The Company has not provided any financial assistance to any other company, firm or individual during the year ended 31 March 2022.

2 Appendix X II.

Particulars	2017-18	2018-19
1. Total	1	1
2. ...	6	4
3. ...	4	9
4. ...	8	6
5. ... *	9	0
Total	8	8

* ...

Appendix XIII.

Particulars	2017-18	2018-19
1. Total	0	8
2. ...	2	6
3. ...	3	2
4. ...	2	3
5. ...	2	0
Total	9	9

2.5 Result of CAG's oversight role

2.5.1 Audit of accounts of Government companies / Government controlled other companies under Section 143 of the Companies Act, 2013

Out of 86 certified accounts²³ of 65 PSUs received during period October 2021 to September 2022, 38 certified accounts of 32 Government companies and one Government controlled other company along with the report of the Statutory auditors were reviewed by CAG by carrying out supplementary audits. The accounts of Kerala Financial Corporation for 2021-22 was also audited separately. Based on such review, significant audit observations, if any, were reported under Section 143 (6) of the Companies Act, 2013 to be placed before the AGM. For the balance 47 certified accounts, CAG conducted review of the financial statements and the Statutory auditors' report before issuing Non-review certificate to these companies.

CAG reviewed 39 accounts of 32 Government companies, one Government controlled other company and one Statutory corporation for the year 2021-22.

The results of the review are detailed below:

2.5.1.1 Revision of Auditors' Report

As a result of supplementary audit of the financial statements conducted by the CAG during 2021-22, the Statutory auditors of five Government companies²⁴ revised their report before laying the financial statements of these companies in their AGM.

2.5.1.2 Significant comments of the CAG issued as supplement to the Statutory auditors' reports on Government companies /Government controlled other companies/Statutory corporations

Out of 86 accounts received from 65 PSUs, 39 accounts were reviewed. This includes 37 accounts of 32 Government companies, one account of one Government controlled other company and one account of one Statutory corporation. In respect of 38 accounts of Government companies / Government controlled other companies, comment certificates were issued in 11 financial statements of 10 PSUs mentioned in *Appendix XIV*. Separate Audit Report was issued in respect of Kerala Financial Corporation also. Some of the significant comments issued on the financial statements of Government companies /Government controlled other companies are shown below. The financial impact of the comments on profitability was ₹3.70 crore and that on assets/liabilities was ₹26.71 crore as tabulated below:

²³ The accounts of the PSUs were selected for supplementary audit annually, triennially and once in five years based on criteria of paid up capital, capital employed and turnover.

²⁴ Meat Products of India Limited (2018-19), Kerala State Handicapped Persons' Welfare Corporation Limited (2016-17), Rehabilitation Plantations Limited (2020-21), Kerala State Women's Development Corporation Limited (2018-19 and 2019-20) and Kerala Medical Services Corporation Limited (2015-16).

S N	Description	Amount
1	Other long term liabilities	<p>b. Other long term liabilities (Note 5)</p> <p>Balance of Scheme fund (₹0.08 crore) and ₹2.02 crore, being the receivables against the six liabilities by ₹2.02 crore with corresponding</p>
2	Other financial liabilities	<p>Other financial liabilities (Note 14)</p> <p>Grant received for Vyavasaya Bhadratha ₹22.55 crore</p> <p>Vyavasaya Bhadratha' by ₹22.55 crore with</p>
3	Short-term loans and advances	<p>Short-term loans and advances (Note 10) ₹4.25 crore</p> <p>This includes ₹0.63 crore being Hull & Machinery of ₹0.63 crore is doubtful. Non provision for doubtful</p>
4	Capital work in progress	<p>Capital work in progress ₹28.42 crore</p> <p>This includes ₹1.52 crore being the interest on Equipment by ₹1.06 crore and Capital Work in Progress by ₹0.46 crore) during previous years. Government of</p>

S N	Name of the PSU	Particulars
		<p>₹ 1.08 crore</p>
3	<p>Madhya Pradesh State Paper Mills Corporation</p>	<p>Plantation, Upkeep, Harvesting (Note 18) Harvesting & Upkeeping ₹1.08 crore</p> <p>₹ 0.95 crore in the Statement of Profit & Loss under the balance of ₹0.30 crore under Regeneration Reserve. by ₹0.30 crore with corresponding overstatement of ₹</p>

(Source: Comments of CAG in respect of the respective PSUs)

S N	Name of the PSU	Particulars
1	<p>Madhya Pradesh State Paper Mills Corporation</p>	<p>Company received grant of ₹ 0.90 crore during the year against the total grant of ₹1.80 crore sanctioned by addition scheme 2014'. Against ₹0.90 crore the Profit and Loss Account for the year was ₹0.31 crore</p>

Sl. No.	Particulars	Amount
		₹
		of ₹0.90 crore as income cannot be ensured by Audit.

(Source: Comments of CAG in respect of the respective PSUs)

ii

Sl. No.	Particulars	Amount
1		- (₹3.43 crore)
		₹3.43 crore being the provision created for interest
		3 H h h n
		activities by ₹3.43 crore
3		₹25.62 crore
		This is overstated by ₹9.90 crore due to inclusion of

(Source: Comments of CAG in respect of the respective PSUs)

iii

Sl. No.	Particulars	Amount
1		loan of ₹
		₹0 ro

Sl. No.	Particulars	Remarks
2 (31/03/2022) short term loan of ₹500 ...

(Source: Comments of CAG in respect of the respective PSUs)

2.1

...

Appendix XV d

2.2

...

- ...
- ...
- ...

Chapter III

Corporate Governance

Corporate Governance

3.1 Introduction

3.1.1 Provisions as contained in the Companies Act, 2013

The Companies Act, 2013 was enacted on 29 August 2013 replacing the Companies Act, 1956. In addition, the Ministry of Corporate Affairs had also notified (31 March 2014) Companies Rules, 2014 on Management and Administration, Appointment and Qualification of Directors, Meetings of Board and its powers, and Accounts. The Companies Act, 2013 together with the Companies Rules, 2014 provide a robust framework for corporate governance. The requirements, *inter alia* provided for:

Qualifications for Independent Directors along with the duties and guidelines for professional conduct (Sections 149 (6) & (8) and Schedule IV read with Rule 5 of the Companies (Appointment and Qualification of Directors), Rules, 2014).

Mandatory appointment of a woman director on the board of listed companies [Section 149(1)] and such other class of companies as per Rule 3 of the Companies (Appointment and Qualification of Directors) Rules, 2014.

Mandatory establishment of certain committees like Corporate Social Responsibility Committee [Section 135], Audit Committee [Section 177(1)], Nomination and Remuneration Committee [Section 178(1)] and Stakeholders Relationship Committee [Section 178(5)].

Holding of a minimum of four meetings of Board of Directors every year in such a manner that not more than 120 days shall intervene between two consecutive meetings of the Board [Section 173(1)].

3

100
1000000
100
100
1000000
100

3

1000000000

1000000
100
1000000
100

1000000

1000000

1000000000

1000000

100

1000000000

1000000

100

1000000000

1000000000000000

1000000

1000000000

100

1000000

100

100

100

100

100

100

1000000

100

100

100

100

(Appendix XVI)

3 3 8

we

3

8

3

3

Appendix X

Appendix X

Appendix X

Appendix X

VII

2

3

Appendix X

Appendix X

Appendix X

Appendix X

Appendix X

Appendix X

Appendix X

Appendix X

Appendix X

Appendix X

Appendix X

Appendix X

Appendix X

Appendix X

Appendix X

Appendix X

Appendix X

Appendix X

Appendix X

Appendix X

Appendix X

Appendix X

Appendix X

Appendix X

Appendix X

Appendix X

Appendix X

Appendix X

Appendix X

Appendix X

Appendix X

Appendix X

Appendix X

Appendix X

Appendix X

6

Appendix X

Appendix X

Appendix X

Appendix X

Appendix X

Appendix X

dix XVIII.

Appendix X

Appendix X

Appendix X

2

S No	Particulars	2021-22	2020-21
1	...	5	2
2	...	9	2
3	...	9	3
4	...	8	2
5	...	4	3
6	...	8	8

(Source: Details received from the PSUs)

3. ...

6 ...
 ...
 ...

...
 ...
 ...
 ...

...
 ...
 ...
 ...
 ...

3. ...

3. ...

...

...
 ...
 ...

3

1. **Board Composition:** The Board of Directors shall consist of not less than three (3) and not more than nine (9) members, including at least one independent non-executive director. The Board shall have a majority of independent non-executive directors.

3

2. **Board Committees:** The Board shall establish committees, including a Nominations and Remuneration Committee, an Audit Committee, and a Risk Management Committee. The committees shall be composed of members of the Board, including independent non-executive directors.

S/N	Description	Number of Directors	Number of Independent Directors
1	Board of Directors	2	1
2	Board of Directors	3	1
3	Board of Directors	2	0
4	Board of Directors	3	3
5	Board of Directors	2	1
6	Board of Directors	8	3

3

3. **Board Meetings:** The Board shall meet at least once in every three (3) months. The Board shall also meet at such other times as may be required. The Board shall have the authority to delegate its powers to committees or sub-committees.

3

8
9

5

3
6
Appendix XI

iv
6
6

6
Appendix-XX

3
6
3
k

8
9

Sl. No.	Particulars
1	-
2	-
3	-
4	-
5	-
6	-

(Source: Details received from the PSUs)

3

h

h

h

h

h

h

h

h

h

h

h

h

h

h

h

h

h

h

h

h

h

h

h

h

h

h

h

h

h

h

h

h

h

additional areas which require further probe and reporting.

- 5 *Government must ensure that whistle blower mechanism is formed by the companies which are legally required to do so.*

Chapter IV

Corporate Social Responsibility

Corporate Social Responsibility

4.1 Introduction

Corporate Social Responsibility (CSR) is the continuing commitment by business to behave ethically and contribute to economic development while improving the quality of life of the local community at large. The primary objective of CSR is to promote responsible and sustainable business philosophy at a broad level and to encourage companies to come up with innovative ideas and robust management systems to address social and environment concerns of the country. Broadly, the CSR mandate is aligned with national priorities such as public health, education, livelihood, water conservation, natural resource management etc. CSR awareness and CSR consciousness has grown vividly among large and medium sized companies, which now look at CSR to build a strategic fit with the community and environment in which they operate.

Chart: 4.1: Concept of CSR



The concept of CSR provides a robust framework for companies to collaborate in contributing to the country's development challenges through its managerial skills, technology and innovation. **Chart 4.1** depicts the relationship between long-term success of a firm which addresses social, environmental, and economic concerns simultaneously. Besides providing an overall guidance framework for the Corporates to carry out their CSR initiatives, it also provides them with ample autonomy and flexibility to design and implement programmes. The monitoring is based on

disclosures made by the company in its annual report as per the prescribed format.

Legal Framework:

Section 135 of the Companies Act, 2013 (hereafter referred to as the Act), deals with the subject of CSR and lays down the qualifying criteria based on net worth, turnover and net profit during immediately preceding financial year³⁰ for companies which are required to undertake CSR activities. This section *inter alia*,

³⁰As per amendment 37 of the Companies Act, 2017, to resolve the ambiguity on any financial year, the words 'any financial year' has been replaced with the words immediately preceding financial year. This notification is effective from 19 September 2018.

Sl. No.	Particulars	Expenditure (₹)	Income (₹)
1	Income Tax	0	0
2	Gift Tax	0	0
3	Income Tax	0	0
4	Income Tax	0	0
5	Income Tax	0	0
6	Income Tax	0	0
7	Income Tax	0	0
8	Income Tax	0	0
9	Income Tax	0	0

(Source: Details as per latest finalised accounts)

4. Details of the company's contribution to the community

Sl. No.	Particulars	Amount (₹)
1	Income Tax	0
2	Income Tax	0

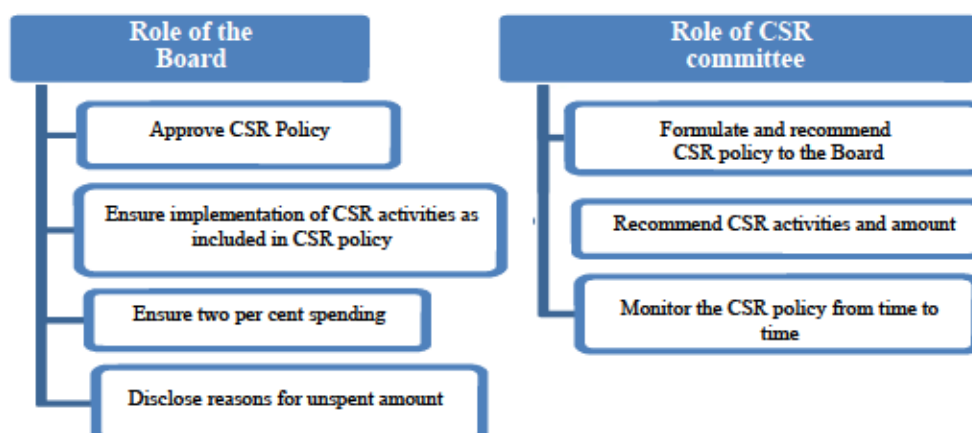
5. Details of the company's contribution to the community

Sl. No.	Particulars	Amount (₹)
1	Income Tax	0
2	Income Tax	0

As per Section 135(1) of the Act, every company having a net worth of ₹500 crore or more or turnover of ₹1,000 crore or more or a net profit of ₹ five crore

Sl. No.	Particulars	Amount (₹)
1	Income Tax	0
2	Income Tax	0

Chart 4.2: Role of the Board and CSR committee



Audit observed that all nine PSUs selected for audit were meeting the above criteria to undertake CSR activities as per the Act. All the nine PSUs had constituted CSR committees and were having minimum of three directors in the Committee in accordance with Section 135(1) of the Act.

4.5.1.2 Independent Directors in the Committee

As per Section 135(1) of the Act, CSR committee shall have at least one independent director. Audit observed that out of nine PSUs which had formed the CSR committee, none of the companies had appointed independent directors in the committee, leading to the violation of the Act.

4.5.1.3 Framing of CSR Policy


Section 135 (3) of the Act requires that the CSR committee shall formulate and recommend a CSR Policy to the Board. Out of the nine PSUs, except The Travancore Sugars and Chemicals Limited, all others had framed the CSR policy and the respective Boards had approved the same. The requirements of Rule 6 with regard to policy and compliance thereof by PSUs are given in Table 4.2.

Table 4.2: Requirement of CSR Rule and its compliance

Requirement of CSR Rule No.6 Policy <i>inter alia</i> to include	Compliance by PSUs
List of projects which a company plans to undertake along with implementation schedule.	Eight PSUs have adopted common activities as per Schedule VII of the Act in their CSR Policy.
The surplus arising out of the CSR projects or programs or activities shall not form part of the business profit of a company.	Five PSUs ³¹ have adopted this provision in their CSR Policy

(Source: Details received from the PSUs)

³¹ The Kerala State Financial Enterprises Limited, Kerala State Beverages (Manufacturing and Marketing) Corporation Limited, The Pharmaceutical Corporation (Indian Medicines) Kerala Limited, The Kerala Minerals and Metals Limited and Kerala State Power and Infrastructure Finance Corporation Limited.



amount of ₹10.08 crore, five PSUs had spent only ₹6.31 crore as against ₹6.97 crore and three PSUs had not spent any amount from the allocated ₹0.74 crore. Thus, the shortfall in spending on R & D -a- the prescribed amount was ₹1.39 crore. The shortfall in

³ [unclear]



S. No.	Particulars	2021-22	2020-21	Change	Excess (₹ in crore)	Excess (in percentage)
1	Revenue	0	-0	0	0	0
2	Operating expenses	0	-2	0	0	0
3	Finance charges	0	-0	0	0	0
4	Capital expenditure	0	-2	0	0	0
5	Other expenses	0	-9	0	0	0
6	Income tax	0	-2	0	0	0
7	Dividend	0	-9	0	0	0
8	Other income	0	-2	0	0	0
9	Other items	0	-9	0	0	0

For and on behalf of

Director General
Public Sector Undertakings
Ministry of Finance
Government of India

(Signature)

³ Details are given in the notes to the accounts.

0
 8
 2
 2
 2
 2

10

10

(₹ in crore)

PSU	2018-19	2019-20	Remarks
ONGC	0	0	N
IOCL	0	0	N
BKML	0	0	N

(Source: Details received from the PSUs)

The above three PSUs had carried forward the unspent amount of ₹1.38 crore (from 2018-19)

10

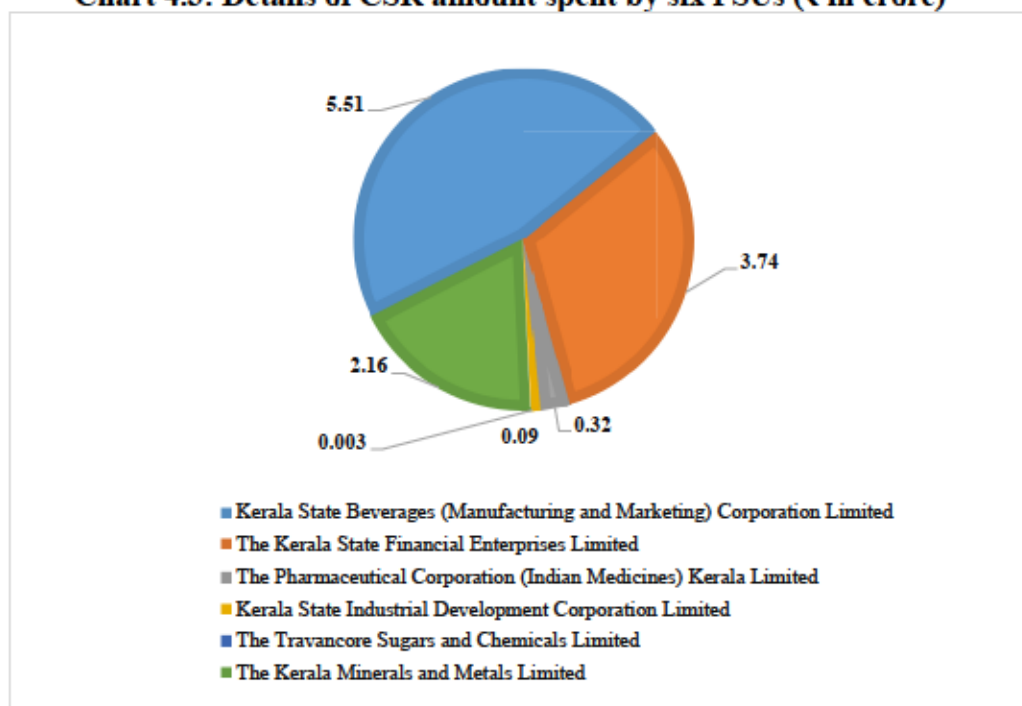
Out of nine PSUs under review, six PSUs spent ₹11.82 crore for CSR activities in 2018-19

Beverages (Manufacturing and Marketing) Corporation Limited at ₹5.51 crore

10
 3

10

Chart 4.3: Details of CSR amount spent by six PSUs (₹ in crore)



(Source: Details received from the PSUs)

4.5.2.4 Range of CSR spending

The amount spent by the six PSUs ranged from ₹31,000 to ₹5.51 crore. Only three PSU viz., Kerala State Beverages (Manufacturing and Marketing) Corporation Limited, The Kerala Minerals and Metals Limited and The Kerala State Financial Enterprises Limited spent more than ₹1 crore from CSR funds during their respective reporting years.

4.5.2.5 Sector wise CSR spending

Audit covered six PSUs in three sectors. The highest spending on CSR activities was by manufacturing sector (four PSUs, ₹7.99 crore) followed by the finance sector (one PSU, ₹3.74 crore) and by the infrastructure sector (one PSU, ₹0.09crore).

Table 4.5: Sector wise CSR spending

Sl. No.	Sector	No. of PSUs	Two per cent (₹ in crore)	Actual spent (₹ in crore)
1	Manufacturing	4	5.07	7.99 ³⁴
2	Finance	1	3.74	3.74
3	Infrastructure	1	0.53	0.09

(Source: Information received from the PSUs.)

³⁴ Including excess CSR amount spent by Kerala State Beverages (Manufacturing and Marketing) Corporation Limited.

The first step in the process of CSR is to identify the stakeholders who are affected by the organization's activities. This includes employees, customers, suppliers, and the community. Once the stakeholders are identified, the next step is to assess the organization's impact on each stakeholder group. This can be done through a variety of methods, including surveys, interviews, and focus groups.

After assessing the impact, the organization should develop a CSR strategy that addresses the needs and concerns of the stakeholders. This strategy should be integrated into the organization's overall business plan and should be supported by a dedicated CSR department or team.

The final step in the process is to implement the CSR strategy and monitor its progress. This involves setting specific CSR goals and metrics, and regularly reporting on the organization's performance in these areas.

In addition to these steps, there are several other factors that can influence the success of a CSR program. These include the organization's size, industry, and the level of stakeholder pressure.

Overall, CSR is a complex and ongoing process that requires a commitment of time and resources. However, by following these steps and taking into account the various factors that can influence success, organizations can develop effective CSR programs that benefit both the organization and the community.

5.3

5.3.1

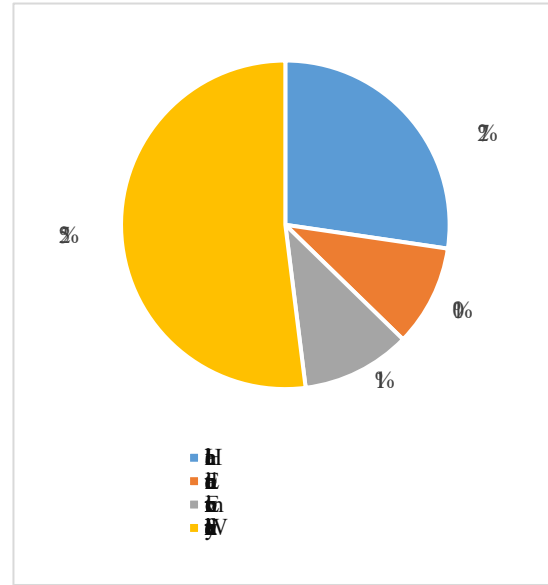


Table 5.3.1: Capital Expenditure

5.3.2

5.3.2.1

Capital expenditure in the year ended 31 March 2022 was ₹ 1,000 crore, which is 100% higher than the ₹ 500 crore spent in the year ended 31 March 2021.

The capital expenditure was ₹ 1,000 crore, which is 100% higher than the ₹ 500 crore spent in the year ended 31 March 2021.

5.3.2.2

The capital expenditure was ₹ 1,000 crore, which is 100% higher than the ₹ 500 crore spent in the year ended 31 March 2021.

5.3.2.3

Capital expenditure in the year ended 31 March 2022 was ₹ 1,000 crore, which is 100% higher than the ₹ 500 crore spent in the year ended 31 March 2021. Notable projects were ₹1.25 crore spent by H K S B, ₹1.24 crore spent by M d M, ₹1.23 crore spent by P h, ₹1.22 crore spent by G D a M, ₹1.21 crore spent by H C, ₹1.20 crore spent by P h &

- ~~66666666~~

~~6666~~

~~6666~~

- ~~66666666~~

~~666666~~

~~6666~~

~~6666~~

- ~~66666666~~ ~~66666666~~ , ~~66666666~~

~~66666666~~

~~66666666~~

~~6666~~

~~66666666~~

~~6666~~

~~66666666~~

~~6666~~

~~6666~~

~~6666~~

~~6666~~

- ~~66666666~~

~~6666~~

~~6666~~

⁵ ~~6666~~

~~66666666~~

~~66666666~~

~~6666~~

~~6666~~

~~66666666~~

~~6666~~

~~66666666~~

~~6666~~

~~66666666~~

~~66666666~~

~~6666~~

~~6666~~

~~6666~~

~~66666666~~

~~6666~~

~~6666~~

~~66666666~~

~~66666666~~

~~66666666~~

~~6666~~

~~6666~~

~~6666~~

~~66666666~~

~~66666666~~

~~66666666~~

~~66666666~~

~~6666~~

⁵ ~~6666~~

~~6666~~

~~6666~~

~~6666~~

~~6666~~

~~66666666~~

~~6666~~

~~6666~~


~~6666~~

~~6666~~

4.9 Recommendations

1. *Government should direct the companies to appoint independent directors in the CSR Committee for better governance and transparency.*
2. *Companies should focus on spending the allocated funds on eligible activities in a timely manner.*
3. *Government must ensure that The Travancore Sugars and Chemicals Limited establishes monitoring mechanism for CSR activities, and*
4. *The CSR Committees of the companies should review and strengthen the monitoring mechanism through review meetings.*


Thiruvananthapuram,
The 20 June 2024



(S. SUNIL RAJ)
Principal Accountant General
(Audit II), Kerala

Countersigned

New Delhi,
The 03 July 2024



(GIRISH CHANDRA MURMU)
Comptroller and Auditor General of India

Appendices

Appendix-I
Statement showing names of administrative departments and number of PSUs under the respective departments
(Referred to in Paragraph 1.1.2)

Sl. No.	Name of Department	Number of PSUs	Percentage of total PSUs
1	Agriculture and Farmers Welfare	11	7
2	Animal Husbandry	4	3
3	Ayush	1	1
4	Backward Communities Development	3	2
5	Coastal Shipping and Inland Navigation	1	1
6	Cultural Affairs	1	1
7	Electronics and Information Technology	3	2
8	Finance	2	1
9	Fisheries	2	1
10	Food and Civil Supplies	1	1
11	Forest and Wildlife	2	1
12	General Administration	2	1
13	General Education	1	1
14	Health and Family Welfare	1	1
15	Higher Education Department	2	1
16	Home	1	1
17	Housing	1	1
18	Industries and Commerce	63	42
19	Labour and Skills	4	3
20	Local Administration	1	1
21	Local Self Government	5	3
22	Minority Welfare	1	1
23	MPEDA, MOC & I	1	1
24	NORKA	4	3

Sl. No.	Name of Department	Number of PSUs	Percentage of total PSUs
25	Planning and Economic Affairs	1	1
26	Ports	3	2
27	power	2	1
28	Public Works	6	4
29	SC and ST Development	2	1
30	Social Justice	2	1
31	Sports and Youth Affairs	1	1
32	Taxes	4	3
33	Tourism	5	3
34	Transport	4	3
35	Water Resources	2	1
Total		150	100

Appendix-II
Statement showing summarised financial results of State PSUs as per their latest finalised financial accounts
(Referred to in Paragraph 1.1.2)

SI No.	Name of the Company/ Corporation	Period of accounts	Year in which accounts finalised	Paid-up capital (including advance to Share to Capital)	Net profit (+)/ Loss(-) after tax and interest	Net profit (+)/ Loss(-) before tax and interest	Turnover	Capital employed	Net worth	Accumulated profit (+) / loss(-)	Long term loans
Working Companies											
1	Kerala Agro Machinery Corporation Limited	2020-21	2021-22	1.61	0.48	0.73	197.82	122.21	122.21	120.60	...
2	Kerala Forest Development Corporation Limited	2019-20	2021-22	9.20	-6.10	-5.94	13.72	21.16	18.43	9.23	2.73
3	Kerala Livestock Development Board Limited	2016-17	2021-22	7.33	0.29	0.30	14.87	19.35	19.35	12.02	...
4	Kerala State Horticultural Products Development Corporation Limited	2017-18	2022-23	7.23	-0.32	-0.32	68.97	-2.57	-6.12	-13.35	3.55
5	Kerala State Poultry Development Corporation Limited	2014-15	2019-20	1.97	-2.91	-2.89	19.94	-3.10	-3.53	-5.50	0.43
6	Meat Products of India Limited	2019-20	2022-23	2.31	-2.90	-2.42	16.88	-27.18	-34.56	-36.87	7.38
7	Oil Palm India Limited	2020-21	2021-22	11.79	-0.07	0.46	36.54	23.55	23.55	11.76	...
8	The Kerala Agro Industries Corporation Limited	2015-16	2022-23	4.74	-3.09	-1.99	74.32	9.75	-15.42	-20.16	25.17
9	The Kerala State Cashew Development Corporation Limited	2019-20	2021-22	507.34	-44.56	-11.00	173.13	-1,126.02	-1,126.02	-1,633.36	31.34
10	The Kerala State Coir Corporation Limited	2019-20	2021-22	8.05	0.25	1.18	197.95	8.29	4.84	-3.21	3.45
11	The Plantation Corporation of Kerala Limited	2018-19	2020-21	5.57	-8.46	-8.41	64.48	129.22	128.74	123.17	0.48
12	The Rehabilitation Plantations Limited	2020-21	2021-22	3.39	2.95	5.72	32.18	131.58	131.58	128.19	5.00
13	The State Farming Corporation of Kerala Limited	2020-21	2021-22	9.03	-1.50	-1.09	12.44	58.99	58.99	49.96	0.21
14	Aralam Farming Corporation (Kerala) Limited	2014-15	2016-17	0.01	-0.02	-0.02	...	-0.30	-0.30	-0.31	...

General Purpose Financial Report of Public Sector Undertakings for the year ended 31 March 2022

SI No.	Name of the Company/ Corporation	Period of accounts	Year in which accounts finalised	Paid-up capital (including advance to Share to Capital)	Net profit (+)/ Loss(-) after tax and interest	Net profit (+)/ Loss(-) before tax and interest	Turnover	Capital employed	Net worth	Accumulated profit (+) / loss(-)	Long term loans
15	Vazhakulam Agro and Fruit Processing Company Limited	2020-21	2021-22	0.05	-1.78	-1.46	0.29	-7.59	-13.53	-13.58	5.94
16	Kerala Aqua Ventures International Limited	2018-19	2022-23	3.99	-0.14	-0.14	0.06	-2.44	-3.44	-7.43	1.00
17	Kerala State Coconut Development Corporation Limited	2015-16	2021-22	2.85	3.04	3.04	4.02	-14.95	-14.95	-17.80	12.43
18	Kerala Cashew Board Limited	2019-20	2021-22	47.60	1.82	2.52	78.87	48.62	48.62	1.02	...
19	Kerala Transport Development Finance Corporation Limited	2018-19	2020-21	43.83	-241.31	-220.58	123.24	379.24	-167.32	-211.15	546.56
20	The Kerala State Financial Enterprises Limited	2018-19	2020-21	100.00	77.62	1,088.58	2,472.89	3,307.52	881.84	781.84	2,425.68
21	Kerala Police Housing and Construction Corporation Limited	2015-16	2021-22	0.27	-0.89	2.54	37.76	-2.78	-2.78	-3.05	18.85
22	Kerala State Construction Corporation Limited	2018-19	2020-21	0.88	2.22	7.40	97.18	60.63	60.63	59.75	...
23	Kerala State Industrial Development Corporation Limited	2020-21	2021-22	301.24	25.50	33.21	44.76	693.39	693.39	392.15	12.12
24	Roads and Bridges Development Corporation of Kerala Limited	2019-20	2021-22	62.43	-9.65	-4.49	8.27	22.08	-33.92	-96.35	56.00
25	The Kerala Land Development Corporation Limited	2019-20	2022-23	7.13	-2.10	-2.10	5.48	-31.54	-31.54	-38.67	1.88
26	Kerala State Information Technology Infrastructure Limited	2018-19	2019-20	212.76	0.24	0.21	1.56	207.39	207.39	-5.37	...
27	Kinfra Export Promotion Industrial Parks Limited	2020-21	2021-22	0.25	0.93	1.28	1.87	25.29	25.29	25.04	...
28	Kinfra Film and Video Park Limited	2020-21	2021-22	1.50	-0.30	-0.29	0.32	7.67	7.67	6.17	2.90
29	Kinfra International Apparel Parks Limited	2020-21	2021-22	0.25	-6.62	-6.62	2.02	11.63	-16.17	-16.42	27.80
30	Marine Products Infrastructure Development Corporation Limited	2020-21	2021-22	5.00	0.41	0.55	0.26	11.54	11.54	6.54	...
31	Kannur International Airport Limited	2015-16	2016-17	869.77	-0.52	-0.52	1,183.97	881.15	11.38	302.82

SI No.	Name of the Company/ Corporation	Period of accounts	Year in which accounts finalised	Paid-up capital (including advance to Share to Capital)	Net profit (+)/ Loss(-) after tax and interest	Net profit (+)/ Loss(-) before tax and interest	Turnover	Capital employed	Net worth	Accumulated profit (+) / loss(-)	Long term loans
32	Road Infrastructure Company Kerala Limited	2013-14	2017-18	0.05	4.15	0.05	0.05
33	Autokast Limited	2020-21	2022-23	124.30	-14.32	-12.36	16.25	-72.28	-72.28	-196.58	29.61
34	Foam Matings (India) Limited	2017-18	2020-21	6.67	-0.28	-0.26	11.50	-0.66	-0.66	-7.33	...
35	Forest Industries (Travancore) Limited	2019-20	2020-21	0.38	0.44	0.74	7.49	-8.73	-17.47	-17.85	8.74
36	Keltron Component Complex Limited	2020-21	2021-22	34.23	1.38	5.91	71.77	-7.36	-9.77	-44.00	2.41
37	Keltron Electro Ceramics Limited	2020-21	2021-22	3.18	1.20	1.32	11.53	2.00	-0.24	-3.42	2.24
38	Kerala Automobiles Limited	2018-19	2019-20	10.98	-5.04	-4.86	2.84	-17.61	-63.72	-74.70	46.11
39	KCCP Limited	2021-22	2022-23	1.32	-1.83	0.13	47.31	-8.60	-14.27	-15.59	5.67
40	Kerala Electrical and Allied Engineering Company Limited	2020-21	2021-22	190.44	-22.17	-18.54	112.83	-6.45	-21.07	-211.51	14.62
41	Kerala Feeds Limited	2020-21	2022-23	52.66	38.38	51.78	495.64	6.80	-3.36	-56.02	10.16
42	Kerala State Bamboo Corporation Limited	2014-15	2019-20	10.31	-11.60	-8.73	11.86	-1.09	-40.82	-51.13	39.73
43	Kerala State Beverages (Manufacturing and Marketing) Corporation Limited	2018-19	2021-22	5.00	113.13	177.39	5,066.80	2,653.87	1,153.87	1,148.87	1,500.00
44	Kerala State Drugs and Pharmaceuticals Limited	2019-20	2021-22	130.74	6.92	8.23	66.08	90.35	39.81	-90.93	50.54
45	Kerala State Electronics Development Corporation Limited	2017-18	2021-22	203.55	5.65	8.23	396.61	80.36	-2.70	-206.25	83.06
46	Kerala State Mineral Development Corporation Limited	2019-20	2021-22	1.76	-36.61	-36.61	...	10.14	-0.86	-2.62	11.00
47	Kerala State Textile Corporation Limited	2017-18	2022-23	94.52	-46.69	-25.44	36.61	-122.15	-200.01	-294.53	77.86
48	Malabar Cements Limited	2019-20	2020-21	26.00	-24.56	-23.89	218.48	230.06	194.32	168.32	35.74
49	Sitaram Textiles Limited	2019-20	2020-21	42.50	-7.60	-4.39	7.80	-41.57	-45.88	-88.38	4.31
50	Steel and Industrial Forgings Limited	2020-21	2021-22	30.07	0.13	2.06	45.41	57.58	36.75	6.68	20.83
51	SAIL-SCL Kerala Limited	2019-20	2020-21	26.43	-17.82	-6.50	...	-67.74	-93.50	-119.93	25.76

General Purpose Financial Report of Public Sector Undertakings for the year ended 31 March 2022

SI No.	Name of the Company/ Corporation	Period of accounts	Year in which accounts finalised	Paid-up capital (including advance to Share to Capital)	Net profit (+)/ Loss(-) after tax and interest	Net profit (+)/ Loss(-) before tax and interest	Turnover	Capital employed	Net worth	Accumulated profit (+) / loss(-)	Long term loans
52	Steel Industrials Kerala Limited	2019-20	2021-22	36.56	0.52	1.32	85.41	8.60	3.92	-32.64	4.68
53	The Kerala Ceramics Limited	2021-22	2022-23	12.46	18.74	30.77	10.68	-51.88	-117.04	-129.50	65.16
54	The Kerala Minerals and Metals Limited	2021-22	2022-23	30.93	226.91	379.13	1,058.26	1,128.09	1,128.09	1,097.16	...
55	The Metal Industries Limited	2019-20	2022-23	1.51	-3.27	-1.84	1.83	-11.11	-21.05	-22.56	9.94
56	The Pharmaceutical Corporation (Indian Medicines) Kerala Limited	2018-19	2020-21	41.68	24.47	34.87	151.34	151.82	151.82	110.14	...
57	The Travancore Cements Limited	2019-20	2022-23	2.71	-13.66	-8.62	15.38	-59.77	-98.48	-101.19	38.71
58	The Travancore Sugars and Chemicals Limited	2020-21	2021-22	1.32	8.50	10.44	89.66	33.12	33.12	31.80	...
59	The Travancore-Cochin Chemicals Limited	2020-21	2021-22	44.73	-34.91	-34.53	172.07	82.81	82.81	38.08	...
60	Traco Cable Company Limited	2020-21	2021-22	81.87	-44.78	-29.91	183.44	-33.62	-62.18	-144.05	28.56
61	Transformers and Electricals Kerala Limited	2019-20	2020-21	42.97	6.33	11.33	203.13	76.91	76.91	33.94	...
62	Travancore Titanium Products Limited	2020-21	2022-23	13.76	-67.07	-57.74	166.70	-110.72	-110.72	-124.48	13.68
63	United Electrical Industries Limited	2020-21	2022-23	4.99	-10.50	-3.56	28.50	-80.95	-80.95	-85.94	10.94
64	Malabar Distilleries Limited	2020-21	2021-22	3.53	0.01	0.03	...	1.98	1.98	-1.55	...
65	Kerala State Coir Machinery Manufacturing Company Limited	2020-21	2022-23	25.00	3.11	3.44	37.19	22.07	22.07	-2.93	...
66	Trivandrum Spinning Mills Limited	2010-11	2021-22	9.84	-52.58	-51.76	7.67	7.14	-10.26	-20.10	17.40
67	Bekal Resorts Development corporation limited	2018-19	2020-21	54.98	1.92	3.42	4.93	64.18	64.18	9.20	...
68	Kerala Medical Services Corporation Limited	2015-16	2022-23	0.01	0.79	8.44	501.72	10.23	10.23	10.22	0.06
69	Kerala Shipping and Inland Navigation Corporation Limited	2018-19	2021-22	58.81	-4.66	-4.42	10.53	36.38	36.38	-22.43	...
70	Kerala State Industrial Enterprises Limited	2017-18	2021-22	1.20	0.50	1.67	82.75	23.70	19.90	18.70	3.80

SI No.	Name of the Company/ Corporation	Period of accounts	Year in which accounts finalised	Paid-up capital (including advance to Share to Capital)	Net profit (+)/ Loss(-) after tax and interest	Net profit (+)/ Loss(-) before tax and interest	Turnover	Capital employed	Net worth	Accumulated profit (+) / loss(-)	Long term loans	
71	Kerala State Maritime Development Corporation Limited	2017-18	2022-23	9.99	-0.29	-0.42	0.73	0.35	0.35	-9.64	...	
72	Kerala Tourism Development Corporation Limited	2018-19	2022-23	108.90	-19.19	-17.37	127.77	7.79	0.07	-108.83	7.72	
73	The Kerala State Civil Supplies Corporation Limited	2016-17	2020-21	141.56	-403.81	-326.59	4,468.44	-618.50	-618.50	-760.06	...	
74	Kerala Tourism Infrastructure Limited	2019-20	2020-21	42.38	2.73	2.73	1.30	50.36	50.36	7.98	...	
75	Vizhinjam International Seaport Limited	2017-18	2019-20	12.00	-48.11	-48.11	-60.11	...	
76	Kerala State Coastal Area Development Corporation Limited	2016-17	2021-22	5.00	0.07	0.13	3.67	7.71	7.71	2.71	...	
77	Kerala High Speed Rail Corporation Limited	2018-19	2019-20	59.00	-1.06	-1.06	...	42.17	42.17	-16.83	...	
78	Kerala Rapid Transit Corporation Ltd (Erstwhile Kerala Monorail Corporation Ltd.)	2017-18	2021-22	22.32	0.02	0.03	...	22.27	22.27	-0.05	...	
79	Kerala Rail Development Corporation Limited	2019-20	2020-21	76.98	0.16	0.36	...	76.19	76.19	-0.79	...	
80	Muziris Projects Limited	2020-21	2021-22	0.05	-1.16	-1.05	0.07	-5.57	-5.57	-5.62	...	
81	Malabar International Ports and SEZ Limited (erstwhile Azhikkal Port Limited)	2019-20	2021-22	25.00	-0.38	-0.38	...	23.35	23.35	-1.65	...	
82	Kerala Lifesciences Industries Parks Private Limited	2020-21	2021-22	0.10	0.34	0.48	0.46	0.44	0.44	0.34	...	
83	Kerala Rubber Limited	2020-21	2022-23	0.05	-0.009	-0.009	...	0.05	0.04	-0.01	0.01	
84	Kerala Rice Limited \$	First Accounts not finalised										
85	Kochi Water Metro Limited \$	First Accounts not finalised										
86	Kerala Paper Products Limited \$	First Accounts not finalised										
87	KEL Electrical Machines Ltd \$	First Accounts not finalised										
88	Handicrafts Development Corporation of Kerala Limited	2021-22	2022-23	3.06	-7.75	-4.18	5.37	-49.20	-62.79	-65.85	13.59	

General Purpose Financial Report of Public Sector Undertakings for the year ended 31 March 2022

SI No.	Name of the Company/ Corporation	Period of accounts	Year in which accounts finalised	Paid-up capital (including advance to Share to Capital)	Net profit (+)/ Loss(-) after tax and interest	Net profit (+)/ Loss(-) before tax and interest	Turnover	Capital employed	Net worth	Accumulated profit (+) / loss(-)	Long term loans
89	Kerala Artisans' Development Corporation Limited	2017-18	2020-21	4.60	0.13	0.36	26.53	4.94	2.04	-2.56	2.90
90	Kerala Fibre Optic Network Limited	2019-20	2020-21	1.00	0.001	0.001	...	1.67	1.67	0.67	...
91	Kerala Small Industries Development Corporation Limited	2015-16	2022-23	28.09	-12.85	-7.17	323.88	-24.90	-64.94	-93.03	40.04
92	Kerala State Development Corporation for Christian Converts from Scheduled Castes and the Recommended Communities Limited	2018-19	2021-22	60.05	-0.14	-0.14	2.55	55.10	48.65	-11.40	6.45
93	Kerala State Development Corporation for Scheduled Castes and Scheduled Tribes Limited	2018-19	2020-21	198.15	-12.36	-11.83	10.16	150.30	135.14	-63.01	15.16
94	Kerala State Film Development Corporation Limited	2016-17	2020-21	45.22	-1.35	-1.00	14.67	12.29	9.00	-36.22	3.29
95	Kerala State Handicapped Persons' Welfare Corporation Limited	2016-17	2021-22	16.00	2.00	2.29	4.17	16.14	16.14	0.14	3.51
96	Kerala State Handloom Development Corporation Limited	2019-20	2021-22	58.09	-7.86	-5.98	20.94	-34.17	-51.46	-109.55	17.29
97	Kerala State Palmyrah Products Development and Workers' Welfare Corporation Limited	2014-15	2019-20	0.87	-0.30	-0.25	0.16	1.23	-0.96	-1.83	2.19
98	Kerala State Women's Development Corporation Limited	2019-20	2022-23	7.07	3.26	16.35	17.60	330.17	40.97	33.90	289.20
99	Kerala Urban and Rural Development Finance Corporation Limited	2018-19	2022-23	6.20	-7.71	-7.54	7.40	15.65	15.65	9.45	...
100	The Kerala State Backward Classes Development Corporation Limited	2019-20	2020-21	137.64	14.21	33.45	83.95	1,143.82	382.72	245.08	761.10
101	Kerala State Minorities Development Finance Corporation Limited	2019-20	2022-23	56.93	2.04	3.39	4.67	110.09	63.45	6.52	46.64

SI No.	Name of the Company/ Corporation	Period of accounts	Year in which accounts finalised	Paid-up capital (including advance to Share to Capital)	Net profit (+)/ Loss(-) after tax and interest	Net profit (+)/ Loss(-) before tax and interest	Turnover	Capital employed	Net worth	Accumulated profit (+) / loss(-)	Long term loans	
102	Kerala State Housing Development Finance Corporation Limited	2013-14	2018-19	1.27	-0.09	-0.09	...	1.18	1.18	-0.09	...	
103	Kerala State Welfare Corporation for Forward Communities Limited	2016-17	2021-22	20.31	0.03	0.31	...	19.32	19.32	-0.99	...	
104	Vision Varkala Infrastructure Development Corporation Limited	2018-19	2021-22	6.75	-0.40	-0.40	...	3.03	3.03	-3.72	...	
105	Kerala Irrigation Infrastructure Development Corporation Limited	2015-16	2020-21	10.00	-0.71	-0.70	3.47	9.34	9.34	-0.66	...	
106	Kerala Infrastructure and Technology for Education	2020-21	2021-22	5.00	8.44	8.44	24.66	17.25	3.84	-1.16	13.41	
107	Kerala State Ex-Servicemen Development and Rehabilitation Corporation Limited	2020-21	2021-22	1.32	3.59	3.59	94.13	24.63	24.63	23.31	...	
108	Overseas Development and Employment Promotion Consultants Limited	2020-21	2021-22	0.86	3.53	4.83	7.73	8.18	8.18	7.32	...	
109	Norka Roots	2019-20	2020-21	1.52	0.39	0.51	4.24	4.41	4.41	2.89	...	
110	Indian Institute of Information Technology and Management - Kerala	2019-20	2020-21	118.16	-0.67	-0.67	5.28	108.54	108.54	-9.62	...	
111	Clean Kerala Company Limited	2016-17	2018-19	13.97	0.38	0.38	1.00	13.77	13.77	-0.20	...	
112	Kerala Academy for Skills Excellence	2019-20	2021-22	26.94	1.41	1.41	1.06	31.36	31.36	4.42	...	
113	Bhavanam Foundation Kerala	2020-21	2021-22	40.00	1.56	1.56	0.72	43.40	43.40	3.40	...	
114	Trivandrum Engineering Science and Technology Research Park	2019-20	2021-22	0.01	0.02	-0.01	...	
115	Cochin Smart Mission Limited	2020-21	2021-22	200.00	-4.15	-4.15	...	179.40	179.40	-20.60	...	
116	Impact Kerala Limited	First Accounts not finalised										
117	Smart City Thiruvananthapuram Limited	2019-20	2020-21	0.10	-0.001	0.10	0.10	
118	Kerala State Pottery Marketing, Manufacturing and Welfare Development Corporation Limited	2019-20	2022-23	0.99	-0.18	-0.18	...	0.69	0.69	-0.30	...	

General Purpose Financial Report of Public Sector Undertakings for the year ended 31 March 2022

Sl No.	Name of the Company/ Corporation	Period of accounts	Year in which accounts finalised	Paid-up capital (including advance to Share Capital)	Net profit (+)/ Loss(-) after tax and interest	Net profit (+)/ Loss(-) before tax and interest	Turnover	Capital employed	Net worth	Accumulated profit (+) / loss(-)	Long term loans
119	Kerala Social Security Pension Limited	2018-19	2021-22	100.00	...	1.44	...	2,645.02	100.00	...	2,545.02
120	Overseas Keralites Investment and Holding Company Limited	2020-21	2021-22	1.00	-0.24	-0.24	...	0.67	0.67	-0.33	...
121	Champs Boat League Limited \$	First Accounts not finalised									
122	Sports Kerala Foundation \$	First Accounts not finalised									
123	Reststop Private Limited \$	First Accounts not finalised									
124	Additional Skill Acquisition Programme Kerala \$	First Accounts not finalised									
125	Kerala State Power and Infrastructure Finance Corporation Limited	2020-21	2020-21	26.65	7.20	10.27	11.96	90.29	78.3	19.84	11.99
126	KINESCO Power and Utilities Private Limited	2020-21	2021-22	0.32	3.71	6.05	52.37	15.19	10.66	10.34	4.53
127	Kerala State Electricity Board Limited	2020-21	2021-22	3,499.05	-1,822.35	-788.23	14,420.63	11,787.68	-3,929.11	-7,428.16	15,716.79
Working Statutory Corporations											
128	Kerala State Warehousing Corporation	2018-19	2019-20	13.00	9.43	12.43	30.61	33.78	-4.26	-17.26	38.04
129	Kerala Financial Corporation	2021-22	2022-23	426.50	13.20	278.80	492.66	3,444.12	565.56	139.06	2,878.56
130	Kerala Industrial Infrastructure Development Corporation	2019-20	2021-22	...	2.38	2.38	504.05	1,429.02	145.74	145.74	1,283.28
131	Kerala State Road Transport Corporation	2015-16	2021-22	750.64	-1,007.18	-511.45	1,744.58	-1,206.25	-5,297.62	-6,048.26	4,091.37
Total				10,093.98	-3,410.39	-14.98	35,767.90	29,336.30	-3,968.29	-14,094.08	33,447.12
Aggregate profit earned by 55 PSUs					654.99						
Aggregate loss incurred by 63 PSUs					-4,065.38						

\$ Nine companies are formed newly and they are yet to submit their first accounts.

Appendix-III
Statement showing position of equity and loans outstanding related to PSUs as on 31 March 2022
(Referred to in Paragraph.1.2)

Sl. No.	Name of Company /Statutory Corporation	(₹ in crore)									
		Paid up capital State Government	Paid-up capital Central Government	Paid-up capital Others	Paid-up capital Total	Loans outstanding State Government	Loans outstanding Central Government	Loans outstanding Others	Loans outstanding Total		
Working companies											
1	Kerala Agro Machinery Corporation Limited	1.61	1.61	5.00	...	20.00	25.00		
2	Kerala Forest Development Corporation Limited	8.27	0.93	...	9.20	4.25	4.25		
3	Kerala Livestock Development Board Limited	7.33	7.33		
4	Kerala State Horticultural Products Development Corporation Limited	7.87	7.87		
5	Kerala State Poultry Development Corporation Limited	1.96	1.96		
6	Meat Products of India Limited	2.31	2.31	2.63	...	11.14	13.77		
7	Oil Palm India Limited	6.80	4.99	...	11.79		
8	The Kerala Agro Industries Corporation Limited	3.04	1.69	...	4.73	9.18	9.18		
9	The Kerala State Cashew Development Corporation Limited	579.34	579.34	326.62	326.62		
10	The Kerala State Coir Corporation Limited	8.05	8.05	1.43	...	2.88	4.31		

General Purpose Financial Report of Public Sector Undertakings for the year ended 31 March 2022

Sl. No.	Name of Company /Statutory Corporation	Paid up capital State Government	Paid-up capital Central Government	Paid-up capital Others	Paid-up capital Total	Loans outstanding State Government	Loans outstanding Central Government	Loans outstanding Others	Loans outstanding Total
11	The Plantation Corporation of Kerala Limited	5.57	5.57
12	The Rehabilitation Plantations Limited	2.06	1.33	...	3.39	5.00	5.00
13	The State Farming Corporation of Kerala Limited	8.43	...	0.61	9.04	0.22	0.22
14	Aralam Farming Corporation (Kerala) Limited	0.01	0.01
15	Vazhakulam Agro and Fruit Processing Company Limited	0.03	...	0.02	0.05	0.50	...	5.94	6.44
16	Kerala Aqua Ventures International Limited	2.04	...	1.89	3.93	1.00	1.00
17	Kerala State Coconut Development Corporation Limited	2.85	2.85	10.73	...	0.65	11.38
18	Kerala Cashew Board Limited	24.50	...	23.10	47.60	53.30	53.30
19	Kerala Transport Development Finance Corporation Limited	43.83	43.83	940.01	940.01
20	The Kerala State Financial Enterprises Limited	100.00	100.00
21	Kerala Police Housing and Construction Corporation Limited	0.27	0.27
22	Kerala State Construction Corporation Limited	0.88	0.88	2.05	2.05

Sl. No.	Name of Company /Statutory Corporation	Paid up capital State Government	Paid-up capital Central Government	Paid-up capital Others	Paid-up capital Total	Loans outstanding State Government	Loans outstanding Central Government	Loans outstanding Others	Loans outstanding Total
23	Kerala State Industrial Development Corporation Limited	301.24	301.24	250.00	250.00
24	Roads and Bridges Development Corporation of Kerala Limited	62.43	...	53.69	116.12	56.00	56.00
25	The Kerala Land Development Corporation Limited	6.79	0.34	...	7.13	1.85	1.85
26	Kerala State Information Technology Infrastructure Limited	204.96	204.96
27	Kinfra Export Promotion Industrial Parks Limited	0.25	0.25
28	Kinfra Film and Video Park Limited	1.50	1.50	3.29	3.29
29	Kinfra International Apparel Parks Limited	0.25	0.25	26.00	26.00
30	Marine Products Infrastructure Development Corporation Limited	2.50	2.50	...	5.00
31	Kannur International Airport Limited	350.00	...	637.00	987.00	557.79	557.79
32	Road Infrastructure Company Kerala Limited	0.03	...	0.02	0.05
33	Autokast Limited	124.29	124.29	30.54	...	0.15	30.69
34	Foam Mattings (India) Limited	6.67	6.67	0.15	...	0.34	0.49
35	Forest Industries (Travancore) Limited	0.29	...	0.09	0.38	11.09	11.09

General Purpose Financial Report of Public Sector Undertakings for the year ended 31 March 2022

Sl. No.	Name of Company /Statutory Corporation	Paid up capital State Government	Paid-up capital Central Government	Paid-up capital Others	Paid-up capital Total	Loans outstanding State Government	Loans outstanding Central Government	Loans outstanding Others	Loans outstanding Total
36	Keltron Component Complex Limited	17.52	...	26.93	44.45	20.69	20.69
37	Keltron Electro Ceramics Limited	3.18	3.18	3.17	...	1.35	4.52
38	Kerala Automobiles Limited	10.98	10.98	70.10	...	2.00	72.10
39	KCCP Limited	1.32	1.32	16.87	16.87
40	Kerala Electrical and Allied Engineering Company Limited	190.44	190.44	22.50	...	8.97	31.47
41	Kerala Feeds Limited	46.34	...	6.32	52.66	13.92	13.92
42	Kerala State Bamboo Corporation Limited	19.31	19.31	57.28	1.11	...	58.39
43	Kerala State Beverages (Manufacturing and Marketing) Corporation Limited	5.00	5.00	800.00	800.00
44	Kerala State Drugs and Pharmaceuticals Limited	130.73	130.73	90.39	90.39
45	Kerala State Electronics Development Corporation Limited	277.55	...	4.00	281.55	37.12	...	8.62	45.74
46	Kerala State Mineral Development Corporation Limited	1.76	1.76	11.75	11.75
47	Kerala State Textile Corporation Limited	64.26	...	30.25	94.51	244.11	...	48.79	292.90
48	Malabar Cements Limited	26.00	26.00
49	Sitaram Textiles Limited	42.45	42.45	29.74	...	3.02	32.76
50	Steel and Industrial Forgings Limited	30.07	30.07	23.61	...	7.64	31.25

Sl. No.	Name of Company /Statutory Corporation	Paid up capital State Government	Paid-up capital Central Government	Paid-up capital Others	Paid-up capital Total	Loans outstanding State Government	Loans outstanding Central Government	Loans outstanding Others	Loans outstanding Total
51	SAIL- SCL Kerala Limited	13.02	13.02	0.39	26.43	18.07	...	85.83	103.90
52	Steel Industrials Kerala Limited	36.55	36.55	22.19	...	0.95	23.14
53	The Kerala Ceramics Limited	12.46	12.46	63.22	...	2.04	65.26
54	The Kerala Minerals and Metals Limited	30.93	30.93
55	The Metal Industries Limited	1.97	1.97	12.85	12.85
56	The Pharmaceutical Corporation (Indian Medicines) Kerala Limited	42.93	42.93
57	The Travancore Cements Limited	2.46	...	0.24	2.70	57.71	57.71
58	The Travancore Sugars and Chemicals Limited	1.01	...	0.30	1.31
59	The Travancore-Cochin Chemicals Limited	40.33	...	4.40	44.73	11.74	11.74
60	Traco Cable Company Limited	77.67	...	4.20	81.87	39.27	...	4.00	43.27
61	Transformers and Electricals Kerala Limited	23.44	...	19.53	42.97	0.10	0.10
62	Travancore Titanium Products Limited	13.43	...	0.34	13.77	42.90	42.90
63	United Electrical Industries Limited	3.88	...	1.11	4.99	59.91	59.91
64	Malabar Distilleries Limited	0.01	...	3.52	3.53

General Purpose Financial Report of Public Sector Undertakings for the year ended 31 March 2022

Sl. No.	Name of Company /Statutory Corporation	Paid up capital State Government	Paid-up capital Central Government	Paid-up capital Others	Paid-up capital Total	Loans outstanding State Government	Loans outstanding Central Government	Loans outstanding Others	Loans outstanding Total
65	Kerala State Coir Machinery Manufacturing Company Ltd	23.23	23.23
66	Trivandrum Spinning Mills Limited	11.84	11.84	10.93	...	13.84	24.77
67	Bekal Resorts Development Corporation Limited	55.49	55.49
68	Kerala Medical Services Corporation Limited	30.00	30.00
69	Kerala Shipping and Inland Navigation Corporation Limited	82.81	82.81
70	Kerala State Industrial Enterprises Limited	1.20	1.20	1.10	...	1.90	3.00
71	Kerala State Maritime Development Corporation Limited	10.00	10.00
72	Kerala Tourism Development Corporation Limited	120.24	120.24	1.92	...	34.72	36.64
73	The Kerala State Civil Supplies Corporation Limited	141.56	141.56
74	Kerala Tourism Infrastructure Limited	39.27	...	4.02	43.29
75	Vizhinjam International Seaport Limited	12.00	12.00
76	Kerala State Coastal Area Development Corporation Limited	6.11	6.11

Sl. No.	Name of Company /Statutory Corporation	Paid up capital State Government	Paid-up capital Central Government	Paid-up capital Others	Paid-up capital Total	Loans outstanding State Government	Loans outstanding Central Government	Loans outstanding Others	Loans outstanding Total
77	Kerala High Speed Rail Corporation Limited	113.00	113.00
78	Kerala Rapid Transit Corporation Ltd (Erstwhile Kerala Monorail Corporation Ltd.)	30.76	30.76
79	Kerala Rail Development Corporation Limited	51.00	49.00	...	100.00
80	Muziris Projects Limited	0.05	0.05
81	Malabar International Port and SEZ Limited	25.00	25.00
82	Kerala Lifesciences Industries Parks Private Limited	0.05	0.03	0.02	0.10
83	Kerala Rubber Limited	0.50	0.50
84	Kerala Rice Limited	1.00	1.00
85	Kochi Water Metro Limited	3.63	...	1.27	4.90
86	Kerala Paper Products Limited	DETAILS NOT FURNISHED							
87	KEL Electrical Machines Ltd	DETAILS NOT FURNISHED							
88	Handicrafts Development Corporation of Kerala Limited	2.45	0.61	...	3.06	24.31	24.31
89	Kerala Artisans' Development Corporation Limited	4.60	4.60	0.99	0.99
90	Kerala Fibre Optic Network Limited	0.02	...	0.98	1.00

General Purpose Financial Report of Public Sector Undertakings for the year ended 31 March 2022

Sl. No.	Name of Company /Statutory Corporation	Paid up capital State Government	Paid-up capital Central Government	Paid-up capital Others	Paid-up capital Total	Loans outstanding State Government	Loans outstanding Central Government	Loans outstanding Others	Loans outstanding Total
91	Kerala Small Industries Development Corporation Limited	24.09	...	4.00	28.09	27.83	...	5.14	32.97
92	Kerala State Development Corporation for Christian Converts from Scheduled Castes and the Recommended Communities Limited	80.54	80.54	6.45	6.45
93	Kerala State Development Corporation for Scheduled Castes and Scheduled Tribes Limited	189.60	59.95	...	249.55	75.24	75.24
94	Kerala State Film Development Corporation Limited	72.35	72.35	11.38	11.38
95	Kerala State Handicapped Persons' Welfare Corporation Limited	5.49	5.49	2.63	2.63
96	Kerala State Handloom Development Corporation Limited	58.94	...	0.05	58.99	17.80	...	0.06	17.86
97	Kerala State Palmyrah Products Development and Workers' Welfare Corporation Limited	0.87	0.87	1.10	1.10
98	Kerala State Women's Development Corporation Limited	10.50	0.49	...	10.99	463.90	463.90

Sl. No.	Name of Company /Statutory Corporation	Paid up capital State Government	Paid-up capital Central Government	Paid-up capital Others	Paid-up capital Total	Loans outstanding State Government	Loans outstanding Central Government	Loans outstanding Others	Loans outstanding Total
99	Kerala Urban and Rural Development Finance Corporation Limited	5.59	...	0.61	6.20
100	The Kerala State Backward Classes Development Corporation Limited	139.92	139.92	1,078.78	1,078.78
101	Kerala State Minorities Development Finance Corporation	60.21	60.21	48.07	48.07
102	Kerala State Housing Development Finance Corporation Limited	0.82	0.82
103	Kerala State Welfare Corporation for Forward Communities	20.30	20.30
104	Vision Varkala Infrastructure Development Corporation Limited	21.09	21.09
105	Kerala Irrigation Infrastructure Development Corporation Limited	10.00	10.00
106	Kerala Infrastructure and Technology for Education	5.00	5.00	13.41	13.41
107	Kerala State Ex-Servicemen Development and Rehabilitation Corporation Limited	1.36	1.36
108	Overseas Development and Employment	0.86	0.86

General Purpose Financial Report of Public Sector Undertakings for the year ended 31 March 2022

Sl. No.	Name of Company /Statutory Corporation	Paid up capital State Government	Paid-up capital Central Government	Paid-up capital Others	Paid-up capital Total	Loans outstanding State Government	Loans outstanding Central Government	Loans outstanding Others	Loans outstanding Total
	Promotion Consultants Limited								
109	Norka Roots	0.78	...	0.74	1.52
110	Indian Institute of Information Technology and Management - Kerala	143.15	143.15
111	Clean Kerala Company Limited	0.05	...	13.92	13.97
112	Kerala Academy for Skills Excellence	26.94	26.94
113	Bhavanam Foundation Kerala	40.00	40.00
114	Trivandrum Engineering Science and Technology Research Park	0.01	0.01
115	Cochin Smart Mission Limited	100.00	...	100.00	200.00
116	Impact Kerala Limited	0.10	0.10
117	Smart City Thiruvananthapuram Limited	0.05	0.10
118	Kerala State Pottery Manufacturing, Marketing Welfare Development Corporation	1.25	1.25
119	Kerala Social Security Pension Limited	0.10	0.10	11,206.49	11,206.49
120	Overseas Keralites Investment and	3.11	3.11

Sl. No.	Name of Company /Statutory Corporation	Paid up capital State Government	Paid-up capital Central Government	Paid-up capital Others	Paid-up capital Total	Loans outstanding State Government	Loans outstanding Central Government	Loans outstanding Others	Loans outstanding Total
	Holding Company Limited								
121	Champs Boat League	DETAILS NOT FURNISHED							
122	Sports Kerala Foundation	DETAILS NOT FURNISHED							
123	Reststop Private Limited	DETAILS NOT FURNISHED							
124	Additional Skill Acquisition Programme Kerala	DETAILS NOT FURNISHED							
125	Kerala State Power and Infrastructure Finance Corporation Limited	15.83	...	10.82	26.65
126	KINESCO Power and Utilities Private Limited	0.32	0.32	4.27	4.27
127	Kerala State Electricity Board Limited	3,499.05	3,499.05	9.36	...	7,323.19	7,332.55
Working Statutory Corporations									
128	Kerala State Warehousing Corporation	7.25	...	5.75	13.00	4.25	...	31.39	35.64
129	Kerala Financial Corporation	420.27	...	6.23	426.50	4,308.87	4,308.87
130	Kerala Industrial Infrastructure Development Corporation	495.86	...	3,050.13	3,545.99
131	Kerala State Road Transport Corporation	1,046.12	23.21	...	1,069.33	8,532.66	...	3,335.11	11,867.77
Total		9,817.47	158.09	971.91	10,947.47	10,621.58	1.11	33,803.65	44,426.34

General Purpose Financial Report of Public Sector Undertakings for the year ended 31 March 2022

Sl. No.	Name of Company /Statutory Corporation	Paid up capital State Government	Paid-up capital Central Government	Paid-up capital Others	Paid-up capital Total	Loans outstanding State Government	Loans outstanding Central Government	Loans outstanding Others	Loans outstanding Total
Non- Working PSUs									
1	The Kerala Premo Pipe Factory Limited	...	NA	NA	...	NA	NA	NA	...
2	Kerala Garments Limited	0.48	0.48	3.96	...	0.15	4.11
3	Kerala Special Refractories Limited	2.91	2.91	1.07	1.07
4	The Kerala Asbestos Cement Pipe Factory Limited	0.06	0.06
5	SIDECO Mohan Kerala Limited	...	0.08	0.09	0.17	0.12	...	0.19	0.31
6	Keltron Counters Limited	4.97	4.97	5.05	5.05
7	Keltron Power Devices Limited	4.10	4.10	6.38	6.38
8	SIDKEL Televisions Limited	0.44	0.44
9	Astral Watches Limited	0.95	0.95	1.08	...	1.81	2.89
10	Keltron Rectifiers Limited	2.74	2.74	1.65	...	7.02	8.67
11	Trivandrum Rubber Works Limited	1.76	...	0.59	2.35	7.22	...	2.42	9.64
12	Kerala State Wood Industries Limited	0.75	...	0.95	1.70	8.23	8.23
13	Kerala State Detergents and Chemicals Limited	1.55	1.55	8.96	...	10.72	19.68
14	Kunnathara Textiles Limited	0.22	...	0.48	0.70
15	Vanjinad Leathers Limited	...	0.19	0.18	0.37
16	Kanjikode Electronics and Electricals Limited	0.39	0.39
17	Kerala School Teachers and Non-teaching Staff	0.50	0.50	0.31	0.31

Sl. No.	Name of Company /Statutory Corporation	Paid up capital State Government	Paid-up capital Central Government	Paid-up capital Others	Paid-up capital Total	Loans outstanding State Government	Loans outstanding Central Government	Loans outstanding Others	Loans outstanding Total
	Welfare Corporation Limited								
18	Pratheeksha Bus Shelters Kerala Limited	0.05	0.05	...	0.10
19	Ashwas Public Amenities Kerala Limited	0.05	0.05	...	0.10
	Total	8.24	0.37	15.97	24.58	37.34	...	29.00	66.34

Appendix-IV
Statement showing differences between Finance Accounts of Government of Kerala and Accounts of State PSUs
in respect of balances of Equity, Loans and Guarantees as on 31 March 2022
(Referred to in Paragraph 1.2.1)

Sl. No.	Name of the Company/ Corporation	Name of the Department	As per PSUs' Accounts		As per Finance Accounts		Equity difference	Loan difference	Guarantee Commitment as per PSUs Accounts	Guarantees (given by Government) outstanding as per finance accounts
			State Government Paid up capital	State Government Loan	Paid-up capital	Loans outstanding at the close of 2021-22				
(1)	(2)	(3)	(4)	(5)	(6)	(7)	(8)=(4)-(6)	(9)=(5)-(7)	(10)	(11)
1	Kerala Forest Development Corporation Limited	Forest	8.27	4.25	12.26	4.75	-3.99	-0.50
2	Kerala Livestock Development Board Limited	Animal Husbandry	7.33	...	7.33	1.27	...	-1.27
3	Kerala State Horticultural Products Development Corporation Limited	Agriculture	7.87	...	8.13	...	-0.26
4	Kerala State Poultry Development Corporation Limited	Animal Husbandry	1.96	...	1.00	...	0.96
5	Meat Products of India Limited	Animal Husbandry	2.31	2.63	2.18	23.42	0.13	-20.79
6	Oil Palm India Limited	Agriculture	6.80	...	6.20	...	0.60
7	The Kerala Agro Industries Corporation Limited	Agriculture	3.04	9.18	3.05	9.24	-0.01	-0.06
8	The Kerala State Cashew Development Corporation Limited	Industries	579.34	326.62	531.84	316.61	47.50	10.01
9	The Kerala State Coir Corporation Limited	Industries	8.05	1.43	8.05	0.51	...	0.92	29.27	29.27

Sl. No.	Name of the Company/ Corporation	Name of the Department	As per PSUs' Accounts		As per Finance Accounts		Equity difference (8)=(4)-(6)	Loan difference (9)=(5)-(7)	Guarantee Commitment as per PSUs Accounts (10)	Guarantees (given by Government) outstanding as per finance accounts (11)
			State Government Paid up capital (4)	State Government Loan (5)	Paid-up capital (6)	Loans outstanding at the close of 2021-22 (7)				
10	The Plantation Corporation of Kerala Limited	Agriculture	5.57	...	5.57	0.72	...	-0.72
11	The State Farming Corporation of Kerala Limited	Agriculture	8.43	0.22	8.43	0.22
12	Aralam Farming Corporation (Kerala) Limited	SC and ST Development	0.01	0.01
13	Vazhakulam Agro and Fruit Processing Company Limited	Agriculture	0.03	0.50	0.03	5.53	...	-5.03
14	Kerala Aqua Ventures International Limited	Fisheries	2.04	2.04
15	Kerala State Coconut Development Corporation Limited	Agriculture	2.85	10.73	2.85	10.94	...	-0.21
16	Kerala Cashew Board Limited	Industries	24.50	53.30	24.50	90.65	...	-37.35	31.61	...
17	The Kerala State Financial Enterprises Limited	Taxes	100.00	...	50.00	...	50.00	...	12,900.00	13,952.52
18	Kerala Transport Development Finance Corporation Limited	Transport	43.83	...	43.83	1,026.41	645.09
19	Kerala Police Housing and Construction Corporation Limited	Home	0.27	...	1.27	121.00	-1.00	-121.00

General Purpose Financial Report of Public Sector Undertakings for the year ended 31 March 2022

Sl. No.	Name of the Company/ Corporation	Name of the Department	As per PSUs' Accounts		As per Finance Accounts		Equity difference	Loan difference	Guarantee Commitment as per PSUs Accounts	Guarantees (given by Government) outstanding as per finance accounts
			State Government Paid up capital	State Government Loan	Paid-up capital	Loans outstanding at the close of 2021-22				
(1)	(2)	(3)	(4)	(5)	(6)	(7)	(8)=(4)-(6)	(9)=(5)-(7)	(10)	(11)
20	Kerala State Construction Corporation Limited	Public Works	0.88	2.05	0.88	1.08	...	0.97
21	Kerala State Industrial Development Corporation Limited	Industries	301.24	...	340.24	18.21	-39.00	-18.21
22	Roads and Bridges Development Corporation of Kerala Limited	Public Works	62.42	56.00	62.42	156.00	...	-100.00
23	The Kerala Land Development Corporation Limited	Agriculture	6.79	1.85	6.79	2.19	...	-0.34
24	Kerala State Information Technology Infrastructure Limited	Information Technology	204.96	...	393.31	...	-188.35
25	Marine Products Infrastructure Development Corporation Limited	Industries	2.50	2.50
26	Kannur International Airport Limited	Transport	350.00	...	1,394.23	...	-1,044.23
27	Road Infrastructure Company Kerala Limited	Public Works	0.03	0.03
28	Autokast Limited	Industries	124.29	30.54	1.63	139.29	122.66	-108.75
29	Foam Mattings (India) Limited	Industries	6.67	0.15	5.15	...	1.52	0.15

Sl. No.	Name of the Company/ Corporation	Name of the Department	As per PSUs' Accounts		As per Finance Accounts		Equity difference (8)=(4)-(6)	Loan difference (9)=(5)-(7)	Guarantee Commitment as per PSUs Accounts (10)	Guarantees (given by Government) outstanding as per finance accounts (11)
			State Government Paid up capital (4)	State Government Loan (5)	Paid-up capital (6)	Loans outstanding at the close of 2021-22 (7)				
(1)		(3)								
30	Forest Industries (Travancore) Limited	Industries	0.29	11.09	0.29	11.90	...	-0.81
31	Keltron Component Complex Limited	Industries	17.52	20.69	17.52	23.49	...	-2.80
32	Kerala Automobiles Limited	Industries	10.98	70.10	10.98	75.49	...	-5.39	4.93	5.43
33	KCCP Limited	Industries	1.32	16.87	1.32	15.89	...	0.98
34	Kerala Electrical and Allied Engineering Company Limited	Industries	190.44	22.50	123.06	74.19	67.38	-51.69	17.83	17.83
35	Kerala Feeds Limited	Animal Husbandry	46.34	13.92	21.65	19.72	24.69	-5.80
36	Kerala State Bamboo Corporation Limited	Industries	19.31	57.28	6.59	72.20	12.72	-14.92
37	Kerala State Beverages (Manufacturing and Marketing) Corporation Limited	Taxes	5.00	...	1.03	...	3.97
38	Kerala State Drugs and Pharmaceuticals Limited	Industries	130.73	90.39	8.98	137.99	121.75	-47.60
39	Kerala State Electronics Development Corporation Limited	Industries	277.55	37.12	199.55	115.79	78.00	-78.67
40	Kerala State Textile Corporation Limited	Industries	64.26	244.11	57.78	238.47	6.48	5.64	1.80	1.36
41	Malabar Cements Limited	Industries	26.00	...	26.00	48.67	...	-48.67
42	Sitaram Textiles Limited	Industries	42.45	29.74	36.70	30.24	5.75	-0.50

General Purpose Financial Report of Public Sector Undertakings for the year ended 31 March 2022

Sl. No.	Name of the Company/ Corporation	Name of the Department	As per PSUs' Accounts		As per Finance Accounts		Equity difference	Loan difference	Guarantee Commitment as per PSUs Accounts	Guarantees (given by Government) outstanding as per finance accounts
			State Government Paid up capital	State Government Loan	Paid-up capital	Loans outstanding at the close of 2021-22				
(1)	(2)	(3)	(4)	(5)	(6)	(7)	(8)=(4)-(6)	(9)=(5)-(7)	(10)	(11)
43	Steel and Industrial Forgings Limited	Industries	30.07	23.61	19.67	26.83	10.40	-3.22
44	SAIL- SCL Kerala Limited	Industries	13.02	18.07	16.67	48.57	-3.65	-30.50
45	Steel Industries Kerala Limited	Industries	36.55	22.19	36.31	56.21	0.24	-34.02
46	The Kerala Ceramics Limited	Industries	12.46	63.22	6.38	66.46	6.08	-3.24
47	The Kerala Minerals and Metals Limited	Industries	30.93	...	35.31	0.85	-4.38	-0.85
48	The Metal Industries Limited	Industries	1.97	12.85	1.41	14.49	0.56	-1.64	0.60	0.21
49	The Pharmaceutical Corporation (India Medicines) Kerala Limited	Health and Family Welfare	42.93	...	44.95	...	-2.02
50	The Travancore Cements Limited	Industries	2.46	57.71	0.27	57.71	2.19
51	The Travancore Sugars and Chemicals Limited	Taxes	1.01	...	1.00	...	0.01
52	Traco Cable Company Limited	Industries	77.67	39.27	50.10	69.38	27.57	-30.11	49.20	35.61
53	Transformers and Electricals Kerala Limited	Industries	23.44	0.10	19.43	18.69	4.01	-18.59
54	Travancore Titanium Products Limited	Industries	13.43	42.90	13.43	48.31	...	-5.41
55	United Electrical Industries Limited	Industries	3.88	59.91	3.88	54.03	...	5.88
56	Malabar Distilleries Limited	Taxes	0.01	0.01

Sl. No.	Name of the Company/ Corporation	Name of the Department	As per PSUs' Accounts		As per Finance Accounts		Equity difference	Loan difference	Guarantee Commitment as per PSUs Accounts	Guarantees (given by Government) outstanding as per finance accounts
			State Government Paid up capital	State Government Loan	Paid-up capital	Loans outstanding at the close of 2021-22				
(1)		(3)	(4)	(5)	(6)	(7)	(8)=(4)-(6)	(9)=(5)-(7)	(10)	(11)
57	Kerala State Coir Machinery Manufacturing Company Ltd	Industries	23.23	23.23
58	Trivandrum Spinning Mills Limited	Industries	11.84	10.93	7.73	22.25	4.11	-11.32
59	Bekal Resorts Development Corporation Limited	Tourism	55.49	...	60.42	...	-4.93
60	Kerala Medical Services Corporation Limited	Health and Family Welfare	30.00	...	5.00	...	25.00
61	Kerala Shipping and Inland Navigation Corporation Limited	Coastal Shipping and Inland Navigation	82.81	...	83.10	...	-0.29
62	Kerala State Industrial Enterprises Limited	Industries	1.20	1.10	31.28	29.50	-30.08	-28.40
63	Kerala State Maritime Development Corporation Limited	Port	10.00	...	9.75	...	0.25
64	Kerala Tourism Development Corporation Limited	Tourism	120.24	1.92	187.44	16.92	-67.20	-15.00
65	The Kerala State Civil Supplies Corporation Limited	Food and Civil Supplies	141.56	...	141.56	45.43	...	-45.43
66	Kerala Tourism Infrastructure Limited	Tourism	39.27	...	40.94	...	-1.67

General Purpose Financial Report of Public Sector Undertakings for the year ended 31 March 2022

Sl. No.	Name of the Company/ Corporation	Name of the Department	As per PSUs' Accounts		As per Finance Accounts		Equity difference	Loan difference	Guarantee Commitment as per PSUs Accounts	Guarantees (given by Government) outstanding as per finance accounts
			State Government Paid up capital	State Government Loan	Paid-up capital	Loans outstanding at the close of 2021-22				
67	Vizhinjam International Seaport Limited	Ports	12.00	12.00
68	Kerala State Coastal Area Development Corporation Limited	Fisheries	6.11	...	5.39	...	0.72
69	Kerala High Speed Rail Corporation Limited	Industries	113.00	113.00
70	Kerala Rapid Transit Corporation Ltd (Erstwhile Kerala Monorail Corporation Ltd.)	Public Works	30.76	...	27.80	...	2.96
71	Kerala Rail Development Corporation Limited	Transport	51.00	51.00
72	Muziris Projects Limited	Tourism	0.05	0.05
73	Malabar International Port and SEZ Limited (Erstwhile Azhikkal Port Limited)	Ports	25.00	...	56.07	...	-31.07
74	Kerala Lifesciences Industries Private Limited	Industries	0.05	...	1.11	...	-1.06
75	Kerala Rubber Limited	Industries	0.50	...	4.50	...	-4.00
76	Kerala Rice Limited	Industries	1.00	1.00
77	Handicrafts Development	Industries	2.45	24.31	2.16	27.44	0.29	-3.13	5.67	5.67

Sl. No.	Name of the Company/ Corporation	Name of the Department	As per PSUs' Accounts		As per Finance Accounts		Equity difference	Loan difference	Guarantee Commitment as per PSUs Accounts	Guarantees (given by Government) outstanding as per finance accounts
			State Government Paid up capital (4)	State Government Loan (5)	Paid-up capital (6)	Loans outstanding at the close of 2021-22 (7)				
(1)	(2)	(3)								
	Corporation of Kerala Limited									
78	Kerala Artisans' Development Corporation Limited	Industries	4.60	0.99	2.20	0.93	2.40	0.06	1.50	4.93
79	Kerala Fibre Optic Network Limited	Electronics and IT	0.02	0.02
80	Kerala Small Industries Development Corporation Limited	Industries	24.09	27.83	21.86	29.53	2.23	-1.70	1.00	...
81	Kerala State Development Corporation for Christian Converts from Scheduled Castes and the Recommended Communities Limited	Backward Communities Development	80.54	6.45	80.55	1.55	-0.01	4.90
82	Kerala State Development Corporation for Scheduled Castes and Scheduled Tribes Limited	SC and ST Development	189.60	...	210.85	0.40	-21.25	-0.40	38.87	75.20
83	Kerala State Film Development Corporation Limited	Cultural Affairs	72.35	11.38	79.93	10.83	-7.58	0.55
84	Kerala State Handicapped Persons' Welfare Corporation Limited	Social Justice	5.49	2.63	7.49	2.53	-2.00	0.10	55.00	73.77

General Purpose Financial Report of Public Sector Undertakings for the year ended 31 March 2022

Sl. No.	Name of the Company/ Corporation	Name of the Department	As per PSUs' Accounts		As per Finance Accounts		Equity difference	Loan difference	Guarantee Commitment as per PSUs Accounts	Guarantees (given by Government) outstanding as per finance accounts
			State Government Paid up capital	State Government Loan	Paid-up capital	Loans outstanding at the close of 2021-22				
(1)	(2)	(3)	(4)	(5)	(6)	(7)	(8)=(4)-(6)	(9)=(5)-(7)	(10)	(11)
85	Kerala State Handloom Development Corporation Limited	Industries	58.94	17.80	54.94	14.63	4.00	3.17
86	Kerala State Palmyrah Products Development and Workers' Welfare Corporation Limited	Industries	0.87	1.10	0.87	4.57	...	-3.47	...	0.91
87	Kerala State Women's Development Corporation Limited	Social Justice	10.50	...	9.99	...	0.51	...	473.90	463.69
88	Kerala Urban and Rural Development Finance Corporation Limited	Local Self Government	5.59	...	6.12	161.04	-0.53	-161.04	3,070.14	3,070.14
89	The Kerala State Backward Classes Development Corporation Limited	Backward Community Development	139.92	...	156.64	...	-16.72	...	940.18	1,723.00
90	Kerala State Minorities Development Finance Corporation	Minority Welfare	60.21	...	71.93	...	-11.72	...	48.07	48.07
91	Kerala State Housing Development Finance Corporation Limited	Housing	0.82	...	10.27	...	-9.45
92	Kerala State Welfare Corporation for Forward Communities	General Admn	20.30	...	20.29	...	0.01

Sl. No.	Name of the Company/ Corporation	Name of the Department	As per PSUs' Accounts		As per Finance Accounts		Equity difference (8)=(4)-(6)	Loan difference (9)= (5)-(7)	Guarantee Commitment as per PSUs Accounts (10)	Guarantees (given by Government) outstanding as per finance accounts (11)
			State Government Paid up capital (4)	State Government Loan (5)	Paid-up capital (6)	Loans outstanding at the close of 2021-22 (7)				
93	Vision Varkala Infrastructure Development Corporation Limited	Planning and Economic Affairs	21.09	...	17.30	...	3.79
94	Kerala Irrigation Infrastructure Development Corporation Limited	Irrigation	10.00	...	9.79	...	0.21
95	Kerala Infrastructure and Technology for Education	General Education	5.00	5.00
96	Indian Institute of Information Technology and Management - Kerala	Information Technology	143.15	...	204.47	...	-61.32
97	Clean Kerala Company Limited	Local Self Government	0.05	0.05
98	Kerala Academy for Skills Excellence	Labour and Skills	26.94	...	83.81	...	-56.87
99	Trivandrum Engineering Science and Technology Research Park	Higher Education Department	0.01	0.01
100	Cochin Smart Mission Limited	Local Self Government	100.00	100.00
101	Kerala State Pottery Marketing ,Manufacturing and welfare Development Corporation Limited	Backward Communities Development	1.25	...	1.95	...	-0.70

General Purpose Financial Report of Public Sector Undertakings for the year ended 31 March 2022

Sl. No.	Name of the Company/ Corporation	Name of the Department	As per PSUs' Accounts		As per Finance Accounts		Equity difference (8)=(4)-(6)	Loan difference (9)=(5)-(7)	Guarantee Commitment as per PSUs Accounts (10)	Guarantees (given by Government) outstanding as per finance accounts (11)
			State Government Paid up capital (4)	State Government Loan (5)	Paid-up capital (6)	Loans outstanding at the close of 2021-22 (7)				
102	Overseas Keralties Investment and Holding Limited	NORKA	3.11	...	2.11	...	1.00
103	Kerala State Warehousing Corporation	Agriculture	7.25	4.25	7.75	41.70	-0.50	-37.45
104	Kerala Financial Corporation	Finance	420.27	...	516.43	...	-96.16	...	199.20	108.72
105	Kerala Industrial Infrastructure Development Corporation	Industries	...	495.86	...	671.49	...	-175.63	...	183.37
106	Kerala State Road Transport Corporation	Transport	1,046.12	8,532.66	789.55	8,532.66	256.57	...	3,048.46	3,048.46
107	Kerala State Electricity Board Limited	Power	3,499.05	9.36	24.56	2,812.04	3,474.49	-2,802.68
Total			9,708.99	10,601.66	6,737.33	14,652.42			21,943.64	23,493.25
	PSU accounts exceed the figures in Finance Accounts						4,683.66	33.55		529.04
	PSU accounts fall short of the figures in Finance Accounts						1,712.00	4,084.31		2,078.65

Appendix-V

**List of Government companies where Debt Asset Ratio was greater than one
(Total assets were lower than the long term loans outstanding)**

(Referred to in Paragraph 1.2.2)

(₹ in crore)

Sl. No.	Name of the Company/ Corporation	Long term Loans outstanding at the end of the year	Total assets	Debt asset ratio
1	Kerala Automobiles Limited	46.11	13.56	3.40
2	Kerala State Bamboo Corporation Limited	39.73	19.93	1.99
3	Kerala State Coconut Development Corporation Limited	12.43	11.72	1.06
4	Kinfra International Apparel Parks Limited	27.80	16.15	1.72
5	The Kerala Ceramics Limited	65.16	41.93	1.55
6	The Metal Industries Limited	9.94	5.76	1.73
7	The Travancore Cements Limited	38.71	6.27	6.17
8	Kerala State Road Transport Corporation	4,091.37	1,420.42	2.88

Appendix-VI
List of PSUs with interest outstanding on State Government Loans
(Referred to in Paragraph 1.2.4)

(₹ in crore)

Sl. No.	Name of the PSU	Interest on State Government loans outstanding for less than 1 year	Interest on State Government loans outstanding for 1 - 3 years	Interest on State Government loans outstanding for more than 3 years	Interest outstanding on State Government loans
1	Autokast Limited	4.70	3.40	5.94	14.04
2	Handicrafts Development Corporation of Kerala Limited	3.20	4.77	13.40	21.37
3	KCCP Limited	1.95	3.92	2.10	7.97
4	Keltron Component Complex Limited	4.23	10.15	9.50	23.88
5	Keltron Electro Ceramics Limited	0.60	0.81	1.20	2.61
6	Kerala Artisans' Development Corporation Limited	0.00	0.00	3.37	3.37
7	Kerala Automobiles Limited	6.00	9.86	55.39	71.25
8	Kerala Cashew Board Limited	0.15	2.62	0.00	2.77
9	Kerala Electrical and Allied Engineering Company Limited	2.17	0.00	0.00	2.17
10	Kerala Feeds Limited	0.40	0.00	0.00	0.40
11	Kerala Forest Development Corporation Limited	0.00	0.00	5.22	5.22
12	Kerala Small Industries Development Corporation Limited	7.50	11.94	21.18	40.62
13	Kerala State Bamboo Corporation Limited	5.94	15.96	20.76	42.66
14	Kerala State Construction Corporation Limited	0.00	0.00	6.25	6.25
15	Kerala State Drugs and Pharmaceuticals Limited	0.58	5.73	3.04	9.35
16	Kerala State Electronics Development Corporation Limited	4.20	5.60	108.54	118.34
17	Kerala State Handloom Development Corporation Limited	1.89	5.86	36.30	44.05
18	Kerala State Industrial Enterprises Limited	0.15	0.45	0.59	1.19
19	Kerala State Mineral Development Corporation Limited	0.00	3.52	9.28	12.80
20	Kerala State Road Transport Corporation	0.00	924.59	0.00	924.59
21	Kerala State Textile Corporation Limited	30.28	78.84	101.73	210.85
22	Kerala Tourism Development Corporation Limited	0.75	0.68	5.31	6.74
23	Sitaram Textiles Limited	3.64	10.15	11.48	25.27

Sl. No.	Name of the PSU	Interest on State Government loans outstanding for less than 1 year	Interest on State Government loans outstanding for 1 - 3 years	Interest on State Government loans outstanding for more than 3 years	Interest outstanding on State Government loans
24	Steel and Industrial Forgings Limited	0.28	1.53	0.32	2.13
25	Steel Industrials Kerala Limited	2.00	2.92	5.40	10.32
26	The Kerala Ceramics Limited	0.30	8.12	49.11	57.53
27	The Kerala Land Development Corporation Limited	0.00	0.00	0.03	0.03
28	The Kerala State Cashew Development Corporation Limited	38.60	72.16	476.39	587.15
29	The Kerala State Coir Corporation Limited	0.18	0.37	4.91	5.46
30	The Metal Industries Limited	1.55	2.83	8.26	12.64
31	The State Farming Corporation of Kerala Limited	0.00	0.00	1.25	1.25
32	The Travancore Cements Limited	0.18	3.75	33.02	36.95
33	Travancore Titanium Products Limited	4.70	10.41	21.26	36.37
34	Trivandrum Spinning Mills Limited	0.02	0.90	5.26	6.18
35	United Electrical Industries Limited	7.07	15.47	18.52	41.06
36	Vazhakulam Agro and Fruit Processing Company Limited	0.05	0.27	0.22	0.54
Total		133.26	1,217.58	1,044.53	2,395.37

Appendix-VII

List of Government companies and Statutory corporations which suffered loss during current year in comparison to profit earned in previous year

(Referred to in Paragraph 1.3.1)

(₹ in crore)

Sl. No.	Name of PSUs	Previous year	Net profit during previous year	Reporting year	Net loss during reporting year
1	Kerala Electrical and Allied Engineering Company Limited	2019-20	0.69	2020-21	22.17
2	Kerala Forest Development Corporation Limited	2018-19	0.47	2019-20	6.10
3	Kerala Police Housing and Construction Corporation Limited	2014-15	0.45	2015-16	0.89
4	Kerala Urban and Rural Development Finance Corporation Limited	2017-18	0.50	2018-19	7.71
5	Kinfra Film and Video Park Limited	2019-20	0.09	2020-21	0.30

Appendix-VIII
List of Government companies and Statutory corporations having negative
Net Worth as on 31 March 2022

(Referred to in Paragraph 1.3.3)

(₹ in crore)

Sl No.	Name of the Company/ Corporation	Period of accounts	Paid-up capital (including advance to Share Capital)	Accumulated profit (+) / loss(-)	Net profit (+) / Loss(-) after tax and interest	Net worth
1	Aralam Farming Corporation (Kerala) Limited	2014-15	0.01	-0.31	-0.02	-0.30
2	Kerala Aqua Ventures International Limited	2018-19	3.99	-7.43	-0.14	-3.44
3	Foam Mattings (India) Limited	2017-18	6.67	-7.33	-0.28	-0.66
4	Kerala State Palmyrah Products Development and Workers' Welfare Corporation Limited	2014-15	0.87	-1.83	-0.30	-0.96
5	Kerala State Horticultural Products Development Corporation Limited	2017-18	7.23	-13.35	-0.32	-6.12
6	Kerala Police Housing and Construction Corporation Limited	2015-16	0.27	-3.05	-0.89	-2.78
7	Muziris Projects Limited	2020-21	0.05	-5.62	-1.16	-5.57
8	Vazhakulam Agro and Fruit Processing Company Limited	2020-21	0.05	-13.58	-1.78	-13.53
9	KCCP Limited	2021-22	1.32	-15.59	-1.83	-14.27
10	The Kerala Land Development Corporation Limited	2019-20	7.13	-38.67	-2.10	-31.54
11	Meat Products of India Limited	2019-20	2.31	-36.87	-2.90	-34.56
12	Kerala State Poultry Development Corporation Limited	2014-15	1.97	-5.50	-2.91	-3.53
13	The Kerala Agro Industries Corporation Limited	2015-16	4.74	-20.16	-3.09	-15.42
14	The Metal Industries Limited	2019-20	1.51	-22.56	-3.27	-21.05
15	Kerala Automobiles Limited	2018-19	10.98	-74.70	-5.04	-63.72
16	Kinfra International Apparel Parks Limited	2020-21	0.25	-16.42	-6.62	-16.17
17	Sitaram Textiles Limited	2019-20	42.50	-88.38	-7.60	-45.88
18	Handicrafts Development Corporation of Kerala Limited	2021-22	3.06	-65.85	-7.75	-62.79
19	Kerala State Handloom Development Corporation Limited	2019-20	58.09	-109.55	-7.86	-51.46
20	Roads and Bridges Development Corporation of Kerala Limited	2019-20	62.43	-96.35	-9.65	-33.92
21	United Electrical Industries Limited	2020-21	4.99	-85.94	-10.50	-80.95
22	Kerala State Bamboo Corporation Limited	2014-15	10.31	-51.13	-11.60	-40.82

General Purpose Financial Report of Public Sector Undertakings for the year ended 31 March 2022

Sl No.	Name of the Company/ Corporation	Period of accounts	Paid-up capital (including advance to Share Capital)	Accumulated profit (+) / loss(-)	Net profit (+) / Loss(-) after tax and interest	Net worth
23	Kerala Small Industries Development Corporation Limited	2015-16	28.09	-93.03	-12.85	-64.94
24	The Travancore Cements Limited	2019-20	2.71	-101.19	-13.66	-98.48
25	Autokast Limited	2020-21	124.30	-196.58	-14.32	-72.28
26	SAIL-SCL Kerala Limited	2019-20	26.43	-119.93	-17.82	-93.50
27	Kerala Electrical and Allied Engineering Company Limited	2020-21	190.44	-211.51	-22.17	-21.07
28	Kerala State Mineral Development Corporation Limited	2019-20	1.76	-2.62	-36.61	-0.86
29	The Kerala State Cashew Development Corporation Limited	2019-20	507.34	-1,633.36	-44.56	-1,126.02
30	Traco Cable Company Limited	2020-21	81.87	-144.05	-44.78	-62.18
31	Kerala State Textile Corporation Limited	2017-18	94.52	-294.53	-46.69	-200.01
32	Trivandrum Spinning Mills Limited	2010-11	9.84	-20.10	-52.58	-10.26
33	Travancore Titanium Products Limited	2020-21	13.76	-124.48	-67.07	-110.72
34	Kerala Transport Development Finance Corporation Limited	2018-19	43.83	-211.15	-241.31	-167.32
35	The Kerala State Civil Supplies Corporation Limited	2016-17	141.56	-760.06	-403.81	-618.50
36	Kerala State Road Transport Corporation	2015-16	750.64	-6,048.26	-1,007.18	-5,297.62
37	Kerala State Electricity Board Limited	2020-21	3,499.05	-7,428.16	-1,822.35	-3,929.11
	Sum of 37 PSUs whose net worth was negative and incurred loss				3,935.37	
1	Kerala Feeds Limited	2020-21	52.66	-56.02	38.38	-3.36
2	The Kerala Ceramics Limited	2021-22	12.46	-129.50	18.74	-117.04
3	Kerala State Warehousing Corporation	2018-19	13.00	-17.26	9.43	-4.26
4	Kerala State Electronics Development Corporation Limited	2017-18	203.55	-206.25	5.65	-2.70
5	Kerala State Coconut Development Corporation Limited	2015-16	2.85	-17.80	3.04	-14.95
6	Keltron Component Complex Limited	2020-21	34.23	-44.00	1.38	-9.77
7	Keltron Electro Ceramics Limited	2020-21	3.18	-3.42	1.20	-0.24
8	Forest Industries (Travancore) Limited	2019-20	0.38	-17.85	0.44	-17.47
	Sum of 8 PSUs whose net worth was negative and earned profit				78.26	
1	Vizhinjam International Seaport Limited (PSUs which has negative net worth and no profit/loss)	2017-18	12.00	-60.11	0.00	-48.11

Appendix-IX
Statement showing shortfall in dividend declared by PSUs
(Referred to in Paragraph 1.3.4)

Sl. No.	Name of the Company/ Corporation	Period of accounts	Paid-up capital (including advance to Share Capital)	Net profit (+) / Loss(-) after tax and interest	20% of Paid up capital	30% of Net profit after tax	Minimum dividend required to be declared	Dividend	Amount not paid
1	Kerala Agro Machinery Corporation Limited	2020-21	1.61	0.48	0.32	0.14	0.32	0.16	0.16
2	Kerala Livestock Development Board Limited	2016-17	7.33	0.29	1.47	0.09	0.09	...	0.09
3	The Kerala State Coir Corporation Limited	2019-20	8.05	0.25	1.61	0.08	0.08	...	0.08
4	The Rehabilitation Plantations Limited	2020-21	3.39	2.95	0.68	0.89	0.68	...	0.68
5	Kerala State Coconut Development Corporation Limited	2015-16	2.85	3.04	0.57	0.91	0.57	...	0.57
6	Kerala Cashew Board Limited	2019-20	47.60	1.82	9.52	0.55	0.55	...	0.55
7	The Kerala State Financial Enterprises Limited	2018-19	100.00	77.62	20.00	23.29	20.00	...	20.00
8	Kerala State Construction Corporation Limited	2018-19	0.88	2.22	0.18	0.67	0.18	...	0.18
9	Kerala State Industrial Development Corporation Limited	2020-21	301.24	25.50	60.25	7.65	7.65	...	7.65
10	Kerala State Information Technology Infrastructure Limited	2018-19	212.76	0.24	42.55	0.07	0.07	...	0.07
11	Marine Products Infrastructure Development Corporation Limited	2020-21	5.00	0.41	1.00	0.12	0.12	...	0.12
12	Forest Industries (Travancore) Limited	2019-20	0.38	0.44	0.08	0.13	0.08	...	0.08
13	Keltron Component Complex Limited	2020-21	34.23	1.38	6.85	0.41	0.41	...	0.41
14	Kerala Feeds Limited	2020-21	52.66	38.38	10.53	11.51	10.53	...	10.53
15	Kerala State Beverages (Manufacturing and Marketing) Corporation Limited	2018-19	5.00	113.13	1.00	33.94	1.00	...	1.00
16	Kerala State Drugs and Pharmaceuticals Limited	2019-20	130.74	6.92	26.15	2.08	2.08	...	2.08

General Purpose Financial Report of Public Sector Undertakings for the year ended 31 March 2022

Sl. No.	Name of the Company/ Corporation	Period of accounts	Paid-up capital (including advance to Share Capital)	Net profit (+) / Loss(-) after tax and interest	20% of Paid up capital	30% of Net profit after tax	Minimum dividend required to be declared	Dividend	Amount not paid
17	Kerala State Electronics Development Corporation Limited	2017-18	203.55	5.65	40.71	1.70	1.70	...	1.70
18	Steel and Industrial Forgings Limited	2020-21	30.07	0.13	6.01	0.04	0.04	...	0.04
19	Steel Industrials Kerala Limited	2019-20	36.56	0.52	7.31	0.16	0.16	...	0.16
20	The Kerala Ceramics Limited	2021-22	12.46	18.74	2.49	5.62	2.49	...	2.49
21	The Kerala Minerals and Metals Limited	2021-22	30.93	226.91	6.19	68.07	6.19	...	6.19
22	The Pharmaceutical Corporation (Indian Medicines) Kerala Limited	2018-19	41.68	24.47	8.34	7.34	8.34	...	8.34
23	The Travancore Sugars and Chemicals Limited	2020-21	1.32	8.50	0.26	2.55	0.26	...	0.26
24	Transformers and Electricals Kerala Limited	2019-20	42.97	6.33	8.59	1.90	1.90	...	1.90
25	Malabar Distilleries Limited	2020-21	3.53	0.01	0.71	0.002	0.00	...	0.00
26	Kerala State Coir Machinery Manufacturing Company Limited	2020-21	25.00	3.11	5.00	0.93	0.93	...	0.93
27	Bekal Resorts Development corporation limited	2018-19	54.98	1.92	11.00	0.58	0.58	...	0.58
28	Kerala Medical Services Corporation Limited	2015-16	0.01	0.79	0.002	0.24	0.00	...	0.00
29	Kerala State Industrial Enterprises Limited	2017-18	1.20	0.50	0.24	0.15	0.24	...	0.24
30	Kerala Tourism Infrastructure Limited	2019-20	42.38	2.73	8.48	0.82	0.82	...	0.82
31	Kerala State Coastal Area Development Corporation Limited	2016-17	5.00	0.07	1.00	0.02	0.02	...	0.02
32	Kerala Rapid Transit Corporation Ltd (Erstwhile Kerala Monorail Corporation Ltd.)	2017-18	22.32	0.02	4.46	0.01	0.01	...	0.01
33	Kerala Rail Development Corporation Limited	2019-20	76.98	0.16	15.40	0.05	0.05	...	0.05
34	Kerala Lifesciences Industries Parks Private Limited	2020-21	0.10	0.34	0.02	0.10	0.02	...	0.02

Sl. No.	Name of the Company/ Corporation	Period of accounts	Paid-up capital (including advance to Share Capital)	Net profit (+) / Loss(-) after tax and interest	20% of Paid up capital	30% of Net profit after tax	Minimum dividend required to be declared	Dividend	Amount not paid
35	Kerala Artisans' Development Corporation Limited	2017-18	4.60	0.13	0.92	0.04	0.92	...	0.92
36	Kerala Fibre Optic Network Limited	2019-20	1.00	0.001	0.20	0.00	0.20	...	0.20
37	Kerala State Handicapped Persons' Welfare Corporation Limited	2016-17	16.00	2.00	3.20	0.60	3.20	...	3.20
38	Kerala State Women's Development Corporation Limited	2019-20	7.07	3.26	1.41	0.98	0.98	...	0.98
39	The Kerala State Backward Classes Development Corporation Limited	2019-20	137.64	14.21	27.53	4.26	27.53	...	27.53
40	Kerala State Minorities Development Finance Corporation Limited	2019-20	56.93	2.04	11.39	0.61	11.39	...	11.39
41	Kerala State Welfare Corporation for Forward Communities Limited	2016-17	20.31	0.03	4.06	0.01	4.06	...	4.06
42	Kerala Infrastructure and Technology for Education	2020-21	5.00	8.44	1.00	2.53	2.53	...	2.53
43	Kerala State Ex-Servicemen Development and Rehabilitation Corporation Limited	2020-21	1.32	3.59	0.26	1.08	1.08	...	1.08
44	Overseas Development and Employment Promotion Consultants Limited	2020-21	0.86	3.53	0.17	1.06	1.06	...	1.06
45	Norka Roots	2019-20	1.52	0.39	0.30	0.12	0.12	...	0.12
46	Clean Kerala Company Limited	2016-17	13.97	0.38	2.79	0.11	2.79	...	2.79
47	Kerala Academy for Skills Excellence	2019-20	26.94	1.41	5.39	0.42	5.39	...	5.39
48	Bhavanam Foundation Kerala	2020-21	40.00	1.56	8.00	0.47	8.00	...	8.00
49	Kerala State Power and Infrastructure Finance Corporation Limited	2020-21	26.65	7.20	5.33	2.16	2.16	...	2.16
50	Kerala State Warehousing Corporation	2018-19	13.00	9.43	2.60	2.83	2.83	...	2.83
51	Kerala Financial Corporation	2021-22	426.50	13.20	85.30	3.96	85.30	1.07	84.23
Short fall in dividend									226.47

Appendix-X

Statement showing percentage of Return on Capital Employed by PSUs
(Referred to in Paragraph 1.4.2)

(₹ in crore)

SI. No.	Name of the Company/ Corporation	Period of accounts	Capital employed	Net profit (+) / Loss(-) before tax and interest	Percentage of return on capital employed
1	Kerala Agro Machinery Corporation Limited	2020-21	122.21	0.73	0.60
2	Kerala Forest Development Corporation Limited	2019-20	21.16	-5.94	-28.07
3	Kerala Livestock Development Board Limited	2016-17	19.35	0.30	1.55
4	Kerala State Horticultural Products Development Corporation Limited	2017-18	-2.57	-0.32	...
5	Kerala State Poultry Development Corporation Limited	2014-15	-3.10	-2.89	...
6	Meat Products of India Limited	2019-20	-27.18	-2.42	...
7	Oil Palm India Limited	2020-21	23.55	0.46	1.95
8	The Kerala Agro Industries Corporation Limited	2015-16	9.75	-1.99	-20.41
9	The Kerala State Cashew Development Corporation Limited	2019-20	-1,126.02	-11.00	...
10	The Kerala State Coir Corporation Limited	2019-20	8.29	1.18	14.23
11	The Plantation Corporation of Kerala Limited	2018-19	129.22	-8.41	-6.51
12	The Rehabilitation Plantations Limited	2020-21	131.58	5.72	4.19
13	The State Farming Corporation of Kerala Limited	2020-21	58.99	-1.09	-1.84
14	Aralam Farming Corporation (Kerala) Limited	2014-15	-0.30	-0.02	...
15	Vazhakulam Agro and Fruit Processing Company Limited	2020-21	-7.59	-1.46	...
16	Kerala Aqua Ventures International Limited	2018-19	-2.44	-0.14	...
17	Kerala State Coconut Development Corporation Limited	2015-16	-14.95	3.04	...
18	Kerala Cashew Board Limited	2019-20	48.62	2.52	5.18
19	Kerala Transport Development Finance Corporation Limited	2018-19	379.24	-220.58	-58.16
20	The Kerala State Financial Enterprises Limited	2018-19	3,307.52	1,088.58	32.91
21	Kerala Police Housing and Construction Corporation Limited	2015-16	-2.78	2.54	...
22	Kerala State Construction Corporation Limited	2018-19	60.63	7.40	12.21

Sl. No.	Name of the Company/ Corporation	Period of accounts	Capital employed	Net profit (+) / Loss(-) before tax and interest	Percentage of return on capital employed
23	Kerala State Industrial Development Corporation Limited	2020-21	693.39	33.21	4.71
24	Roads and Bridges Development Corporation of Kerala Limited	2019-20	22.08	-4.49	-20.34
25	The Kerala Land Development Corporation Limited	2019-20	-31.54	-2.10	...
26	Kerala State Information Technology Infrastructure Limited	2018-19	207.39	0.21	0.10
27	Kinfra Export Promotion Industrial Parks Limited	2020-21	25.29	1.28	5.06
28	Kinfra Film and Video Park Limited	2020-21	7.67	-0.29	-2.74
29	Kinfra International Apparel Parks Limited	2020-21	11.63	-6.62	-56.92
30	Marine Products Infrastructure Development Corporation Limited	2020-21	11.54	0.55	4.77
31	Kannur International Airport Limited	2015-16	1,183.97	-0.52	-0.04
32	Road Infrastructure Company Kerala Limited	2013-14	0.05	0.00	...
33	Autokast Limited	2020-21	-72.28	-12.36	...
34	Foam Mattings (India) Limited	2017-18	-0.66	-0.26	...
35	Forest Industries (Travancore) Limited	2019-20	-8.73	0.74	...
36	Keltron Component Complex Limited	2020-21	-7.36	5.91	...
37	Keltron Electro Ceramics Limited	2020-21	2.00	1.32	66.00
38	Kerala Automobiles Limited	2018-19	-17.61	-4.86	...
39	KCCP Limited	2021-22	-8.60	0.13	...
40	Kerala Electrical and Allied Engineering Company Limited	2020-21	-6.45	-18.54	...
41	Kerala Feeds Limited	2020-21	6.80	51.78	761.47
42	Kerala State Bamboo Corporation Limited	2014-15	-1.09	-8.73	...
43	Kerala State Beverages (Manufacturing and Marketing) Corporation Limited	2018-19	2,653.87	177.39	6.68
44	Kerala State Drugs and Pharmaceuticals Limited	2019-20	90.35	8.23	9.11
45	Kerala State Electronics Development Corporation Limited	2017-18	80.36	8.23	10.24
46	Kerala State Mineral Development Corporation Limited	2019-20	10.14	-36.61	-361.05
47	Kerala State Textile Corporation Limited	2017-18	-122.15	-25.44	...
48	Malabar Cements Limited	2019-20	230.06	-23.89	-10.38
49	Sitaram Textiles Limited	2019-20	-41.57	-4.39	...
50	Steel and Industrial Forgings Limited	2020-21	57.58	2.06	3.58
51	SAIL-SCL Kerala Limited	2019-20	-67.74	-6.50	...
52	Steel Industrials Kerala Limited	2019-20	8.60	1.32	15.35

General Purpose Financial Report of Public Sector Undertakings for the year ended 31 March 2022

SI. No.	Name of the Company/ Corporation	Period of accounts	Capital employed	Net profit (+) / Loss(-) before tax and interest	Percentage of return on capital employed
53	The Kerala Ceramics Limited	2021-22	-51.88	30.77	...
54	The Kerala Minerals and Metals Limited	2021-22	1,128.09	379.13	33.61
55	The Metal Industries Limited	2019-20	-11.11	-1.84	...
56	The Pharmaceutical Corporation (Indian Medicines) Kerala Limited	2018-19	151.82	34.87	22.97
57	The Travancore Cements Limited	2019-20	-59.77	-8.62	...
58	The Travancore Sugars and Chemicals Limited	2020-21	33.12	10.44	31.52
59	The Travancore-Cochin Chemicals Limited	2020-21	82.81	-34.53	-41.70
60	Traco Cable Company Limited	2020-21	-33.62	-29.91	...
61	Transformers and Electricals Kerala Limited	2019-20	76.91	11.33	14.73
62	Travancore Titanium Products Limited	2020-21	-110.72	-57.74	...
63	United Electrical Industries Limited	2020-21	-80.95	-3.56	...
64	Malabar Distilleries Limited	2020-21	1.98	0.03	1.36
65	Kerala State Coir Machinery Manufacturing Company Limited	2020-21	22.07	3.44	15.59
66	Trivandrum Spinning Mills Limited	2010-11	7.14	-51.76	-724.93
67	Bekal Resorts Development corporation limited	2018-19	64.18	3.42	5.33
68	Kerala Medical Services Corporation Limited	2015-16	10.23	8.44	82.02
69	Kerala Shipping and Inland Navigation Corporation Limited	2018-19	36.38	-4.42	-12.15
70	Kerala State Industrial Enterprises Limited	2017-18	23.70	1.67	7.05
71	Kerala State Maritime Development Corporation Limited	2017-18	0.35	-0.42	-120.00
72	Kerala Tourism Development Corporation Limited	2018-19	7.79	-17.37	-222.98
73	The Kerala State Civil Supplies Corporation Limited	2016-17	-618.50	-326.59	...
74	Kerala Tourism Infrastructure Limited	2019-20	50.36	2.73	5.42
75	Vizhinjam International Seaport Limited	2017-18	-48.11	0.00	...
76	Kerala State Coastal Area Development Corporation Limited	2016-17	7.71	0.13	1.69
77	Kerala High Speed Rail Corporation Limited	2018-19	42.17	-1.06	-2.51
78	Kerala Rapid Transit Corporation Ltd	2017-18	22.27	0.03	0.13
79	Kerala Rail Development Corporation Limited	2019-20	76.19	0.36	0.47
80	Muziris Projects Limited	2020-21	-5.57	-1.05	...
81	Malabar International Ports and SEZ Limited	2019-20	23.35	-0.38	-1.63

SI. No.	Name of the Company/ Corporation	Period of accounts	Capital employed	Net profit (+) / Loss(-) before tax and interest	Percentage of return on capital employed
82	Kerala Lifesciences Industries Parks Private Limited	2020-21	0.44	0.48	109.09
83	Kerala Rubber Limited	2020-21	0.05	-0.01	-18.00
84	Kerala Rice Limited	First Accounts not finalised			
85	Kochi Water Metro Limited	First Accounts not finalised			
86	Kerala Paper Products Limited	First Accounts not finalised			
87	KEL Electrical Machines Ltd	First Accounts not finalised			
88	Handicrafts Development Corporation of Kerala Limited	2021-22	-49.20	-4.18	...
89	Kerala Artisans' Development Corporation Limited	2017-18	4.94	0.36	7.29
90	Kerala Fibre Optic Network Limited	2019-20	1.67	0.00	0.08
91	Kerala Small Industries Development Corporation Limited	2015-16	-24.9	-7.17	...
92	Kerala State Development Corporation for Christian Converts from Scheduled Castes and the Recommended Communities Limited	2018-19	55.10	-0.14	-0.25
93	Kerala State Development Corporation for Scheduled Castes and Scheduled Tribes Limited	2018-19	150.30	-11.83	-7.87
94	Kerala State Film Development Corporation Limited	2016-17	12.29	-1.00	-8.14
95	Kerala State Handicapped Persons' Welfare Corporation Limited	2016-17	16.14	2.29	11.65
96	Kerala State Handloom Development Corporation Limited	2019-20	-34.17	-5.98	...
97	Kerala State Palmyrah Products Development and Workers' Welfare Corporation Limited	2014-15	1.23	-0.25	-20.33
98	Kerala State Women's Development Corporation Limited	2019-20	330.17	16.35	4.95
99	Kerala Urban and Rural Development Finance Corporation Limited	2018-19	15.65	-7.54	-48.18
100	The Kerala State Backward Classes Development Corporation Limited	2019-20	1,143.82	33.45	2.92
101	Kerala State Minorities Development Finance Corporation Limited	2019-20	110.09	3.39	3.08
102	Kerala State Housing Development Finance Corporation Limited	2013-14	1.18	-0.09	-7.63
103	Kerala State Welfare Corporation for Forward Communities Limited	2016-17	19.32	0.31	1.60
104	Vision Varkala Infrastructure Development Corporation Limited	2018-19	3.03	-0.40	-13.07

SI. No.	Name of the Company/ Corporation	Period of accounts	Capital employed	Net profit (+) / Loss(-) before tax and interest	Percentage of return on capital employed
105	Kerala Irrigation Infrastructure Development Corporation Limited	2015-16	9.34	-0.70	-7.49
106	Kerala Infrastructure and Technology for Education	2020-21	17.25	8.44	48.93
107	Kerala State Ex-Servicemen Development and Rehabilitation Corporation Limited	2020-21	24.63	3.59	14.58
108	Overseas Development and Employment Promotion Consultants Limited	2020-21	8.18	4.83	59.05
109	Norka Roots	2019-20	4.41	0.51	11.56
110	Indian Institute of Information Technology and Management - Kerala	2019-20	108.54	-0.67	-0.62
111	Clean Kerala Company Limited	2016-17	13.77	0.38	2.76
112	Kerala Academy for Skills Excellence	2019-20	31.36	1.41	4.50
113	Bhavanam Foundation Kerala	2020-21	43.40	1.56	3.59
114	Trivandrum Engineering Science and Technology Research Park	2019-20	0.00	0.00	...
115	Cochin Smart Mission Limited	2020-21	179.40	-4.15	-2.31
116	Impact Kerala Limited	First Accounts not finalised			
117	Smart City Thiruvananthapuram Limited	2019-20	0.10	0.00	...
118	Kerala State Pottery Marketing, Manufacturing and Welfare Development Corporation Limited	2019-20	0.69	-0.18	-26.09
119	Kerala Social Security Pension Limited	2018-19	2,645.02	1.44	0.05
120	Overseas Keralites Investment and Holding Company Limited	2020-21	0.67	-0.24	-35.82
121	Champs Boat League Limited	First Accounts not finalised			
122	Sports Kerala Foundation	First Accounts not finalised			
123	Reststop Private Limited	First Accounts not finalised			
124	Additional Skill Acquisition Programme Kerala	First Accounts not finalised			
125	Kerala State Warehousing Corporation	2018-19	33.78	12.43	36.80
126	Kerala Financial Corporation	2021-22	3,444.12	278.80	8.09
127	Kerala Industrial Infrastructure Development Corporation	2019-20	1,429.02	2.38	0.17
128	Kerala State Road Transport Corporation	2015-16	-1,206.25	-511.45	...
129	Kerala State Electricity Board Limited	2020-21	11,787.68	-788.23	-6.69
130	KINESCO Power and Utilities Private Limited	2020-21	15.19	6.05	39.83
131	Kerala State Power and Infrastructure Finance Corporation Limited	2020-21	90.29	10.27	11.37
Total			29,336.30	-14.98	-0.05

Appendix-XI
Statement showing percentage of Return on Equity of PSUs
(Referred to in Paragraph 1.4.3)

(₹ in crore)

Sl. No.	Name of the Company/ Corporation	Period of accounts	Net profit (+) / Loss(-) after tax and interest	Shareholders' Fund (Equity)	Percentage of Return on Equity [(Net profit/ Equity)* 100]
1	Kerala Agro Machinery Corporation Limited	2020-21	0.48	122.21	0.39
2	Kerala Forest Development Corporation Limited	2019-20	-6.10	18.43	-33.10
3	Kerala Livestock Development Board Limited	2016-17	0.29	19.35	1.50
4	Kerala State Horticultural Products Development Corporation Limited	2017-18	-0.32	-6.12	...
5	Kerala State Poultry Development Corporation Limited	2014-15	-2.91	-3.53	...
6	Meat Products of India Limited	2019-20	-2.90	-34.56	...
7	Oil Palm India Limited	2020-21	-0.07	23.55	-0.30
8	The Kerala Agro Industries Corporation Limited	2015-16	-3.09	-15.42	...
9	The Kerala State Cashew Development Corporation Limited	2019-20	-44.56	-1,126.02	...
10	The Kerala State Coir Corporation Limited	2019-20	0.25	4.84	5.17
11	The Plantation Corporation of Kerala Limited	2018-19	-8.46	128.74	-6.57
12	The Rehabilitation Plantations Limited	2020-21	2.95	131.58	2.24
13	The State Farming Corporation of Kerala Limited	2020-21	-1.50	58.99	-2.54
14	Aralam Farming Corporation (Kerala) Limited	2014-15	-0.02	-0.30	...
15	Vazhakulam Agro and Fruit Processing Company Limited	2020-21	-1.78	-13.53	...
16	Kerala Aqua Ventures International Limited	2018-19	-0.14	-3.44	...
17	Kerala State Coconut Development Corporation Limited	2015-16	3.04	-14.95	...
18	Kerala Cashew Board Limited	2019-20	1.82	48.62	3.74
19	Kerala Transport Development Finance Corporation Limited	2018-19	-241.31	-167.32	...
20	The Kerala State Financial Enterprises Limited	2018-19	77.62	881.84	8.80
21	Kerala Police Housing and Construction Corporation Limited	2015-16	-0.89	-2.78	...

General Purpose Financial Report of Public Sector Undertakings for the year ended 31 March 2022

Sl. No.	Name of the Company/ Corporation	Period of accounts	Net profit (+) / Loss(-) after tax and interest	Shareholders' Fund (Equity)	Percentage of Return on Equity [(Net profit/ Equity)* 100]
22	Kerala State Construction Corporation Limited	2018-19	2.22	60.63	3.66
23	Kerala State Industrial Development Corporation Limited	2020-21	25.50	693.39	3.68
24	Roads and Bridges Development Corporation of Kerala Limited	2019-20	-9.65	-33.92	...
25	The Kerala Land Development Corporation Limited	2019-20	-2.10	-31.54	...
26	Kerala State Information Technology Infrastructure Limited	2018-19	0.24	207.39	0.12
27	Kinfra Export Promotion Industrial Parks Limited	2020-21	0.93	25.29	3.68
28	Kinfra Film and Video Park Limited	2020-21	-0.30	7.67	-3.91
29	Kinfra International Apparel Parks Limited	2020-21	-6.62	-16.17	...
30	Marine Products Infrastructure Development Corporation Limited	2020-21	0.41	11.54	3.55
31	Kannur International Airport Limited	2015-16	-0.52	881.15	-0.06
32	Road Infrastructure Company Kerala Limited	2013-14	0.00	0.05	...
33	Autokast Limited	2020-21	-14.32	-72.28	...
34	Foam Mattings (India) Limited	2017-18	-0.28	-0.66	...
35	Forest Industries (Travancore) Limited	2019-20	0.44	-17.47	...
36	Keltron Component Complex Limited	2020-21	1.38	-9.77	...
37	Keltron Electro Ceramics Limited	2020-21	1.20	-0.24	...
38	Kerala Automobiles Limited	2018-19	-5.04	-63.72	...
39	KCCP Limited	2021-22	-1.83	-14.27	...
40	Kerala Electrical and Allied Engineering Company Limited	2020-21	-22.17	-21.07	...
41	Kerala Feeds Limited	2020-21	38.38	-3.36	...
42	Kerala State Bamboo Corporation Limited	2014-15	-11.60	-40.82	...
43	Kerala State Beverages (Manufacturing and Marketing) Corporation Limited	2018-19	113.13	1,153.87	9.80
44	Kerala State Drugs and Pharmaceuticals Limited	2019-20	6.92	39.81	17.38
45	Kerala State Electronics Development Corporation Limited	2017-18	5.65	-2.70	...

Sl. No.	Name of the Company/ Corporation	Period of accounts	Net profit (+) / Loss(-) after tax and interest	Shareholders' Fund (Equity)	Percentage of Return on Equity [(Net profit/ Equity)* 100]
46	Kerala State Mineral Development Corporation Limited	2019-20	-36.61	-0.86	...
47	Kerala State Textile Corporation Limited	2017-18	-46.69	-200.01	...
48	Malabar Cements Limited	2019-20	-24.56	194.32	-12.64
49	Sitaram Textiles Limited	2019-20	-7.60	-45.88	...
50	Steel and Industrial Forgings Limited	2020-21	0.13	36.75	0.35
51	SAIL-SCL Kerala Limited	2019-20	-17.82	-93.50	...
52	Steel Industrials Kerala Limited	2019-20	0.52	3.92	13.27
53	The Kerala Ceramics Limited	2021-22	18.74	-117.04	...
54	The Kerala Minerals and Metals Limited	2021-22	226.91	1,128.09	20.11
55	The Metal Industries Limited	2019-20	-3.27	-21.05	...
56	The Pharmaceutical Corporation (Indian Medicines) Kerala Limited	2018-19	24.47	151.82	16.12
57	The Travancore Cements Limited	2019-20	-13.66	-98.48	...
58	The Travancore Sugars and Chemicals Limited	2020-21	8.50	33.12	25.66
59	The Travancore-Cochin Chemicals Limited	2020-21	-34.91	82.81	-42.16
60	Traco Cable Company Limited	2020-21	-44.78	-62.18	...
61	Transformers and Electricals Kerala Limited	2019-20	6.33	76.91	8.23
62	Travancore Titanium Products Limited	2020-21	-67.07	-110.72	...
63	United Electrical Industries Limited	2020-21	-10.50	-80.95	...
64	Malabar Distilleries Limited	2020-21	0.01	1.98	0.35
65	Kerala State Coir Machinery Manufacturing Company Limited	2020-21	3.11	22.07	14.09
66	Trivandrum Spinning Mills Limited	2010-11	-52.58	-10.26	...
67	Bekal Resorts Development corporation limited	2018-19	1.92	64.18	2.99
68	Kerala Medical Services Corporation Limited	2015-16	0.79	10.23	7.72
69	Kerala Shipping and Inland Navigation Corporation Limited	2018-19	-4.66	36.38	-12.81
70	Kerala State Industrial Enterprises Limited	2017-18	0.50	19.90	2.51
71	Kerala State Maritime Development Corporation Limited	2017-18	-0.29	0.35	-82.86

General Purpose Financial Report of Public Sector Undertakings for the year ended 31 March 2022

Sl. No.	Name of the Company/ Corporation	Period of accounts	Net profit (+) / Loss(-) after tax and interest	Shareholders' Fund (Equity)	Percentage of Return on Equity [(Net profit/ Equity)* 100]
72	Kerala Tourism Development Corporation Limited	2018-19	-19.19	0.07	-27,414.29
73	The Kerala State Civil Supplies Corporation Limited	2016-17	-403.81	-618.50	...
74	Kerala Tourism Infrastructure Limited	2019-20	2.73	50.36	5.42
75	Vizhinjam International Seaport Limited	2017-18	0.00	-48.11	...
76	Kerala State Coastal Area Development Corporation Limited	2016-17	0.07	7.71	0.91
77	Kerala High Speed Rail Corporation Limited	2018-19	-1.06	42.17	-2.51
78	Kerala Rapid Transit Corporation Ltd (Erstwhile Kerala Monorail Corporation Ltd.)	2017-18	0.02	22.27	0.09
79	Kerala Rail Development Corporation Limited	2019-20	0.16	76.19	0.21
80	Muziris Projects Limited	2020-21	-1.16	-5.57	...
81	Malabar International Ports and SEZ Limited (erstwhile Azhikkal Port Limited)	2019-20	-0.38	23.35	-1.63
82	Kerala Lifesciences Industries Parks Private Limited	2020-21	0.34	0.44	77.27
83	Kerala Rubber Limited	2020-21	-0.01	0.04	-22.50
84	Kerala Rice Limited	First Accounts not finalised			
85	Kochi Water Metro Limited	First Accounts not finalised			
86	Kerala Paper Products Limited	First Accounts not finalised			
87	KEL Electrical Machines Ltd	First Accounts not finalised			
88	Handicrafts Development Corporation of Kerala Limited	2021-22	-7.75	-62.79	...
89	Kerala Artisans' Development Corporation Limited	2017-18	0.13	2.04	6.37
90	Kerala Fibre Optic Network Limited	2019-20	0.001	1.67	0.08
91	Kerala Small Industries Development Corporation Limited	2015-16	-12.85	-64.94	...
92	Kerala State Development Corporation for Christian Converts from Scheduled Castes and the Recommended Communities Limited	2018-19	-0.14	48.65	-0.29
93	Kerala State Development Corporation for Scheduled Castes and Scheduled Tribes Limited	2018-19	-12.36	135.14	-9.15

Sl. No.	Name of the Company/ Corporation	Period of accounts	Net profit (+) / Loss(-) after tax and interest	Shareholders' Fund (Equity)	Percentage of Return on Equity [(Net profit/ Equity)* 100]
94	Kerala State Film Development Corporation Limited	2016-17	-1.35	9.00	-15.00
95	Kerala State Handicapped Persons' Welfare Corporation Limited	2016-17	2.00	16.14	12.39
96	Kerala State Handloom Development Corporation Limited	2019-20	-7.86	-51.46	...
97	Kerala State Palmyrah Products Development and Workers' Welfare Corporation Limited	2014-15	-0.30	-0.96	...
98	Kerala State Women's Development Corporation Limited	2019-20	3.26	40.97	7.96
99	Kerala Urban and Rural Development Finance Corporation Limited	2018-19	-7.71	15.65	-49.27
100	The Kerala State Backward Classes Development Corporation Limited	2019-20	14.21	382.72	3.71
101	Kerala State Minorities Development Finance Corporation Limited	2019-20	2.04	63.45	3.22
102	Kerala State Housing Development Finance Corporation Limited	2013-14	-0.09	1.18	-7.63
103	Kerala State Welfare Corporation for Forward Communities Limited	2016-17	0.03	19.32	0.16
104	Vision Varkala Infrastructure Development Corporation Limited	2018-19	-0.40	3.03	-13.20
105	Kerala Irrigation Infrastructure Development Corporation Limited	2015-16	-0.71	9.34	-7.60
106	Kerala Infrastructure and Technology for Education	2020-21	8.44	3.84	219.79
107	Kerala State Ex-Servicemen Development and Rehabilitation Corporation Limited	2020-21	3.59	24.63	14.58
108	Overseas Development and Employment Promotion Consultants Limited	2020-21	3.53	8.18	43.15
109	Norka Roots	2019-20	0.39	4.41	8.84
110	Indian Institute of Information Technology and Management - Kerala	2019-20	-0.67	108.54	-0.62
111	Clean Kerala Company Limited	2016-17	0.38	13.77	2.76
112	Kerala Academy for Skills Excellence	2019-20	1.41	31.36	4.50
113	Bhavanam Foundation Kerala	2020-21	1.56	43.40	3.59

General Purpose Financial Report of Public Sector Undertakings for the year ended 31 March 2022

Sl. No.	Name of the Company/ Corporation	Period of accounts	Net profit (+) / Loss(-) after tax and interest	Shareholders' Fund (Equity)	Percentage of Return on Equity [(Net profit/ Equity)* 100]
114	Trivandrum Engineering Science and Technology Research Park	2019-20	0.00	0.00	...
115	Cochin Smart Mission Limited	2020-21	-4.15	179.40	-2.31
116	Impact Kerala Limited	First Accounts not finalised			
117	Smart City Thiruvananthapuram Limited	2019-20	-0.001	0.10	-0.50
118	Kerala State Pottery Marketing, Manufacturing and Welfare Development Corporation Limited	2019-20	-0.18	0.69	-26.09
119	Kerala Social Security Pension Limited	2018-19	0.00	100.00	...
120	Overseas Keralites Investment and Holding Company Limited	2020-21	-0.24	0.67	-35.82
121	Champs Boat League Limited	First Accounts not finalised			
122	Sports Kerala Foundation	First Accounts not finalised			
123	Reststop Private Limited	First Accounts not finalised			
124	Additional Skill Acquisition Programme Kerala	First Accounts not finalised			
125	Kerala State Warehousing Corporation	2018-19	9.43	-4.26	...
126	Kerala Financial Corporation	2021-22	13.20	565.56	2.33
127	Kerala Industrial Infrastructure Development Corporation	2019-20	2.38	145.74	1.63
128	Kerala State Road Transport Corporation	2015-16	-1,007.18	-5,297.62	...
129	Kerala State Electricity Board Limited	2020-21	-1,822.35	-3,929.11	...
130	KINESCO Power and Utilities Private Limited	2020-21	3.71	10.66	34.80
131	Kerala State Power and Infrastructure Finance Corporation Limited	2020-21	7.20	78.30	9.20
Total			-3,410.39	-3,968.29	...

Appendix-XII
List of working PSUs and their arrears in submission of accounts
(Referred to in Paragraph 2.4.3)

Sl. No.	Name of the Company/ Corporation	Arrears in accounts in terms of years
1	Kerala Paper Products Limited	1
2	KEL Electrical Machines Ltd	1
3	Additional Skill Acquisition Programme Kerala	1
4	Autokast Limited	1
5	Bhavanam Foundation Kerala	1
6	Cochin Smart Mission Limited	1
7	Keltron Component Complex Limited	1
8	Keltron Electro Ceramics Limited	1
9	Kerala Agro Machinery Corporation Limited	1
10	Kerala Electrical and Allied Engineering Company Limited	1
11	Kerala Feeds Limited	1
12	Kerala Infrastructure and Technology for Education	1
13	Kerala Lifesciences Industries Parks Private Limited	1
14	Kerala Rubber Limited	1
15	Kerala State Coir Machinery Manufacturing Company Limited	1
16	Kerala State Electricity Board Limited	1
17	Kerala State Ex-Servicemen Development and Rehabilitation Corporation Limited	1
18	Kerala State Industrial Development Corporation Limited	1
19	Kerala State Power and Infrastructure Finance Corporation Limited	1
20	KINESCO Power and Utilities Private Limited	1
21	Kinfra Export Promotion Industrial Parks Limited	1
22	Kinfra Film and Video Park Limited	1
23	Kinfra International Apparel Parks Limited	1
24	Malabar Distilleries Limited	1
25	Marine Products Infrastructure Development Corporation Limited	1
26	Muziris Projects Limited	1
27	Oil Palm India Limited	1
28	Overseas Development and Employment Promotion Consultants Limited	1
29	Overseas Keralites Investment and Holding Company Limited	1
30	The Rehabilitation Plantations Limited	1
31	Steel and Industrial Forgings Limited	1
32	The State Farming Corporation of Kerala Limited	1
33	The Travancore Sugars and Chemicals Limited	1
34	The Travancore-Cochin Chemicals Limited	1
35	Traco Cable Company Limited	1
36	Travancore Titanium Products Limited	1
37	United Electrical Industries Limited	1

Sl. No.	Name of the Company/ Corporation	Arrears in accounts in terms of years
38	Vazhakulam Agro and Fruit Processing Company Limited	1
39	Forest Industries (Travancore) Limited	2
40	Indian Institute of Information Technology and Management - Kerala	2
41	Kerala Academy for Skills Excellence	2
42	Kerala Cashew Board Limited	2
43	Kerala Fibre Optic Network Limited	2
44	Kerala Forest Development Corporation Limited	2
45	Kerala Industrial Infrastructure Development Corporation	2
46	Kerala Rail Development Corporation Limited	2
47	Kerala Rice Limited	2
48	The Kerala State Backward Classes Development Corporation Limited	2
49	Kerala State Drugs and Pharmaceuticals Limited	2
50	Kerala State Handloom Development Corporation Limited	2
51	Kerala State Mineral Development Corporation Limited	2
52	Kerala State Minorities Development Finance Corporation Limited	2
53	Kerala State Pottery Marketing, Manufacturing and Welfare Development Corporation Limited	2
54	Kerala State Women's Development Corporation Limited	2
55	Kerala Tourism Infrastructure Limited	2
56	Kochi Water Metro Limited	2
57	Malabar Cements Limited	2
58	Malabar International Ports and SEZ Limited	2
59	Meat Products of India Limited	2
60	Norka Roots	2
61	Roads and Bridges Development Corporation of Kerala Limited	2
62	SAIL-SCL Kerala Limited	2
63	Sitaram Textiles Limited	2
64	Smart City Thiruvananthapuram Limited	2
65	Sports Kerala Foundation	2
66	Steel Industrials Kerala Limited	2
67	The Kerala Land Development Corporation Limited	2
68	The Kerala State Cashew Development Corporation Limited	2
69	The Kerala State Coir Corporation Limited	2
70	The Metal Industries Limited	2
71	The Travancore Cements Limited	2
72	Transformers and Electricals Kerala Limited	2
73	Trivandrum Engineering Science and Technology Research Park	2
74	Bekal Resorts Development corporation limited	3
75	Champs Boat League Limited	3
76	Kerala Aqua Ventures International Limited	3
77	Kerala Automobiles Limited	3

Sl. No.	Name of the Company/ Corporation	Arrears in accounts in terms of years
78	Kerala High Speed Rail Corporation Limited	3
79	Kerala Shipping and Inland Navigation Corporation Limited	3
80	Kerala Social Security Pension Limited	3
81	Kerala State Beverages (Manufacturing and Marketing) Corporation Limited	3
82	Kerala State Construction Corporation Limited	3
83	Kerala State Development Corporation for Christian Converts from Scheduled Castes and the Recommended Communities Limited	3
84	Kerala State Development Corporation for Scheduled Castes and Scheduled Tribes Limited	3
85	Kerala State Information Technology Infrastructure Limited	3
86	Kerala State Warehousing Corporation	3
87	Kerala Tourism Development Corporation Limited	3
88	Kerala Transport Development Finance Corporation Limited	3
89	Kerala Urban and Rural Development Finance Corporation Limited	3
90	Reststop Private Limited	3
91	The Kerala State Financial Enterprises Limited	3
92	The Pharmaceutical Corporation (Indian Medicines) Kerala Limited	3
93	The Plantation Corporation of Kerala Limited	3
94	Vision Varkala Infrastructure Development Corporation Limited	3
95	Foam Mattings (India) Limited	4
96	Kerala Artisans' Development Corporation Limited	4
97	Kerala Rapid Transit Corporation Ltd	4
98	Kerala State Electronics Development Corporation Limited	4
99	Kerala State Horticultural Products Development Corporation Limited	4
100	Kerala State Industrial Enterprises Limited	4
101	Kerala State Maritime Development Corporation Limited	4
102	Kerala State Textile Corporation Limited	4
103	Vizhinjam International Seaport Limited	4
104	Clean Kerala Company Limited	5
105	Impact Kerala Limited	5
106	Kerala Livestock Development Board Limited	5
107	Kerala State Coastal Area Development Corporation Limited	5
108	Kerala State Film Development Corporation Limited	5
109	Kerala State Handicapped Persons' Welfare Corporation Limited	5
110	Kerala State Welfare Corporation for Forward Communities Limited	5
111	The Kerala State Civil Supplies Corporation Limited	5
112	Kannur International Airport Limited	6
113	Kerala Irrigation Infrastructure Development Corporation Limited	6
114	Kerala Medical Services Corporation Limited	6
115	Kerala Police Housing and Construction Corporation Limited	6
116	Kerala Small Industries Development Corporation Limited	6
117	Kerala State Coconut Development Corporation Limited	6
118	Kerala State Road Transport Corporation	6
119	The Kerala Agro Industries Corporation Limited	6

Sl. No.	Name of the Company/ Corporation	Arrears in accounts in terms of years
120	Aralam Farming Corporation (Kerala) Limited	7
121	Kerala State Bamboo Corporation Limited	7
122	Kerala State Palmyrah Products Development and Workers' Welfare Corporation Limited	7
123	Kerala State Poultry Development Corporation Limited	7
124	Kerala State Housing Development Finance Corporation Limited	8
125	Road Infrastructure Company Kerala Limited	8
126	Trivandrum Spinning Mills Limited	11
Total 126 PSUs with 350 accounts in arrears		350

Appendix-XIII
List of Non- working PSUs and their arrears in submission of accounts
(Referred to in Paragraph 2.4.3)

Sl. No.	Name of the Company/ Corporation	Arrears in accounts in terms of years
1	The Kerala Asbestos Cement Pipe Factory Limited	37
2	The Kerala Premo Pipe Factory Limited	36
3	SIDKEL Televisions Limited	22
4	Trivandrum Rubber Works Limited	20
5	Keltron Rectifiers Limited	16
6	Keltron Power Devices Limited	16
7	Kerala School Teachers and Non-teaching Staff Welfare Corporation Limited	14
8	SIDCO Mohan Kerala Limited	14
9	Kanjikode Electronics and Electricals Limited	12
10	Astral Watches Limited	11
11	Keltron Counters Limited	9
12	Kerala State Detergents and Chemicals Limited	7
13	Ashwas Public Amenities Kerala Limited	4
14	Pratheeksha Bus Shelters Kerala Limited	4
15	Kerala Special Refractories Limited	4
16	Kerala State Wood Industries Limited	2
17	Kerala Garments Limited	1
18	Vanjinad Leathers Limited	Information not available
19	Kunnathara Textiles Limited	Information not available

Appendix-XIV
List of PSUs where CAG's comments were issued
(Referred to in Paragraph 2.5.1.2)

Sl. No.	Name of the Company
1	Kerala Police Housing and Construction Corporation Limited
2	Kerala State Coconut Development Corporation Limited
3	Kerala Rapid Transit Corporation Ltd
4	Kerala State Maritime Development Corporation Limited
5	Travancore Titanium Products Limited
6	Kerala Forest Development Corporation Limited
7	Kerala State Industrial Development Corporation Limited
8	KINESCO Power and Utilities Private Limited
9	Overseas Development and Employment Promotion Consultants Limited
10	Traco Cable Company Limited

Appendix-XV
Details of non-compliance with Accounting Standards/ Indian Accounting Standards
(IND AS) as reported by the Statutory auditors
(Referred to in Paragraph 2.6)

Sl. No.	Name of the Government Companies	Year of accounts	Non-compliance with accounting standards
1	Autokast Limited	2020-21	AS15
2	Autokast Limited	2019-20	AS 2, 15
3	Handicrafts Development Corporation of Kerala Limited	2021-22	AS 9,28,15
4	Kerala Electrical and Allied Engineering Company Limited	2020-21	AS 29,2,28,22,17
5	Kerala Garments Limited	2020-21	AS 24,15
6	Kerala Livestock Development Board Limited	2016-17	AS 5,1,15,9,6,10,19,3
7	Kerala Medical Services Corporation Limited	2015-16	AS 12,22,1,15
8	Kerala Police Housing and Construction Corporation Limited	2015-16	AS 15,7,3
9	Kerala Small Industries Development Corporation Limited	2014-15	AS 15
10	Kerala Small Industries Development Corporation Limited	2015-16	AS 15,4
11	Kerala State Coconut Development Corporation Limited	2015-16	AS 2,10,5,9
12	Kerala State Coir Machinery Manufacturing Company Limited	2020-21	AS 1,2,10,12,15,22
13	Kerala State Handicapped Persons' Welfare Corporation Limited	2016-17	AS 2,9,29,28,12,15
14	Kerala State Horticultural Products Development Corporation Limited	2017-18	AS 15,12,3,9,1
15	Kerala State Horticultural Products Development Corporation Limited	2017-18	AS 15,29,22,12,3
16	Kerala State Industrial Development Corporation Limited	2020-21	INDAS 10
17	Kerala State Maritime Development Corporation Limited	2017-18	AS 15,28,20
18	Kerala State Minorities Development Finance Corporation Limited	2019-20	AS 15
19	Kerala State Pottery Marketing, Manufacturing and Welfare Development Corporation Limited	2019-20	AS 22

Sl. No.	Name of the Government Companies	Year of accounts	Non-compliance with accounting standards
20	Kerala State Welfare Corporation for Forward Communities Limited	2015-16	AS 15
21	Kerala State Welfare Corporation for Forward Communities Limited	2016-17	AS 15
22	Kerala State Women's Development Corporation Limited	2019-20	AS 15,12,22
23	Kerala State Women's Development Corporation Limited	2018-19	AS 15,12,3,9,1
24	Kerala Tourism Development Corporation Limited	2018-19	AS 10,22
25	Meat Products of India Limited	2018-19	AS 27
26	Meat Products of India Limited	2019-20	AS 27,15,10
27	Oil Palm India Limited	2020-21	AS 22,26
28	The Kerala Agro Industries Corporation Limited	2014-15	AS 10,2,28
29	The Kerala Ceramics Limited	2021-22	AS 5,15,10
30	The Kerala Land Development Corporation Limited	2019-20	AS 15
31	The Kerala Land Development Corporation Limited	2018-19	AS 15
32	The Metal Industries Limited	2019-20	AS 2
33	The State Farming Corporation of Kerala Limited	2020-21	AS 28
34	The Travancore Cements Limited	2019-20	AS 28
35	The Travancore Cements Limited	2018-19	AS 28
36	The Travancore Cements Limited	2017-18	AS 27,28
37	Traco Cable Company Limited	2020-21	AS 6,15,28,7,16
38	Travancore Titanium Products Limited	2020-21	AS 28,10
39	Travancore Titanium Products Limited	2019-20	AS 28,10,3
40	Travancore Titanium Products Limited	2018-19	AS 28,10,3,4

Appendix-XVI

List of Public Sector Undertakings taken for review of Corporate Governance
(Referred to in Paragraph 3.1.4)

Sl.No..	Name of Public Sector Undertaking
1	Kochi Water Metro Limited
2	Keltron Component Complex Limited
3	Trivandrum Engineering Science and Technology Research Park
4	The Kerala State Civil Supplies Corporation Limited
5	Kerala State Pottery Manufacturing Marketing and Welfare Development Corporation Limited
6	Kerala Automobiles Limited
7	Kerala State Beverages (Manufacturing and Marketing) Corporation Limited
8	Kerala Agro Machinery Corporation Ltd.
9	Kerala Forest Development Corporation Limited
10	Kerala Livestock Development Board Limited
11	Kerala State Horticultural Products Development Corporation Limited
12	Oil Palm India Limited
13	The Kerala Agro Industries Corporation Limited
14	The Kerala State Coir Corporation Limited
15	The Plantation Corporation of Kerala Limited
16	Aralam Farming Corporation (Kerala) Limited
17	Kerala Transport Development Finance Corporation Limited
18	Kerala Police Housing and Construction Corporation Limited
19	Kerala State Industrial Development Corporation Limited
20	Road and Bridges Development Corporation of Kerala Limited
21	Kinfra Export Promotion Industrial Parks Limited
22	KINFRA Film and Video Park
23	KINFRA International Apparel Parks Limited
24	Marine Products Infrastructure Development Corporation Limited
25	Road Infrastructure Company Kerala Limited
26	Autokast Limited
27	Keltron Electro Ceramics Limited
28	KCCP Limited
29	Kerala Electrical and Allied Engineering Company Limited
30	Kerala State Drugs and Pharmaceuticals Limited
31	Kerala State Mineral Development Corporation Limited
32	Kerala State Textile Corporation Limited
33	Malabar Cements Limited
34	Steel Industrials Kerala Limited
35	The Kerala Ceramics Limited
36	The Kerala Minerals and Metals Limited

Sl.No..	Name of Public Sector Undertaking
37	Travancore Sugars and Chemicals Limited
38	The Travancore Cochin Chemicals Limited
39	Traco Cable Company Limited
40	Transformers and Electricals Kerala Limited
41	Travancore Titanium Products Limited
42	Malabar Distilleries Limited
43	Kerala State Coir Machinery Manufacturing Company Limited
44	Kerala State Industrial Enterprises Limited
45	Kerala Tourism Infrastructure Limited
46	Vizhinjam International Seaport Limited
47	Kerala State Coastal Area Development Corporation Limited
48	Muziris Projects Limited
49	Malabar International Port and SEZ Limited
50	Kerala Rubber Limited
51	Handicrafts Development Corporation of Kerala Limited
52	Kerala Artisans Development Corporation Limited
53	Kerala State Development Corporation for Christian Converts from Scheduled Castes and the Recommended Communities limited
54	Kerala State Handicapped Persons' Welfare Corporation Limited
55	The Kerala State Women's Development Corporation Limited
56	Kerala Urban and Rural Development Corporation Limited
57	Kerala State Ex-Servicemen Development and Rehabilitation Corporation
58	Indian Institute of Information Technology and Management Kerala
59	Bhavanam Foundation Kerala
60	Impact Kerala Limited
61	Smart City Thiruvananthapuram Limited
62	Overseas Keralites Investment and Holding Limited
63	Kerala State Warehousing Corporation
64	Kerala State Power and Infrastructure Finance Corporation Limited
65	Kinesco Power and Utilities Limited
66	The Pharmaceutical Corporation (IM) Kerala Limited
67	Kerala State Poultry Development Corporation Limited
68	Kerala State Coconut Development Corporation
69	The Kerala State Cashew Development Corporation Limited
70	Kerala State Construction Corporation Limited
71	Kerala State Financial Enterprises Limited
72	United Electrical Industries Limited
73	The Rehabilitation Plantations Limited

Appendix-XVII

List of Companies which failed to hold the required number of Board Meetings

(Referred to in Paragraph 3.2.1)

Sl. No.	Name of Company	Number of Board of Directors meeting
1	Kerala Livestock Development Board Limited	3
2	Kerala State Horticultural Products Development Corporation Limited	3
3	Meat Products of India Limited	3
4	Oil Palm India Limited	3
5	Aralam Farming Corporation (Kerala) Limited	1
6	Kerala Transport Development Finance Corporation Limited	3
7	Kerala State Construction Corporation Limited	1
8	Kerala State Information Technology Infrastructure Limited	2
9	Forest Industries (Travancore) Limited	2
10	Keltron Component Complex Limited	3
11	Kerala Automobiles Limited	0
12	Kerala State Drugs and Pharmaceuticals Limited	3
13	Malabar Cements Limited	3
14	Sitaram Textiles Limited	3
15	SAIL- SCL Kerala Limited	1
16	The Travancore Cements Limited	3
17	The Travancore Sugars and Chemicals Limited	3
18	Malabar Distilleries Limited	2
19	Bekal Resorts Development Corporation Limited	2
20	Kerala State Maritime Development Corporation Limited	1
21	The Kerala State Civil Supplies Corporation Limited	3
22	Kerala Tourism Infrastructure Limited	3
23	Vizhinjam International Seaport Limited	3
24	Kerala State Coastal Area Development Corporation Limited	2
25	Kerala Rail Development Corporation Limited	3
26	Malabar International Port and SEZ Limited	2
27	Kerala Rice Limited	1
28	Kerala Fibre Optic Network Limited	3
29	Kerala Small Industries Development Corporation Limited	3
30	Kerala State Film Development Corporation Limited	2
31	Vision Varkala Infrastructure Development Corporation Limited	1
32	Kerala Infrastructure and Technology for Education	2
33	Indian Institute of Information Technology and Management - Kerala	2
34	Kerala Academy for Skills Excellence	1
35	Trivandrum Engineering Science and Technology Research Park	3
36	Cochin Smart Mission Limited	3
37	Impact Kerala Limited	2
38	Smart City Thiruvananthapuram Limited	3
39	Kerala Social Security Pension Limited	2
40	Overseas Keralites Investement and Holding Company Limited	3

Appendix-XVIII

List of Companies which failed to appoint Independent Directors in the Board
(Referred to in Paragraph 3.2.2)

Sl. No.	Name of Company
1	Kerala State Development Corporation for Christian Converts from Scheduled Castes and the Recommended Communities limited
2	Kerala State Power & Infrastructure Finance Corporation Limited
3	The Kerala Ceramics Limited
4	The Kerala State Coir Corporation Limited
5	Keltron Component Complex Limited
6	Kerala Agro Machinery Corporation Ltd.
7	Transformers and Electricals Kerala Limited
8	Travancore Titanium Products Limited
9	The Kerala State Cashew Development Corporation Limited
10	Kerala State Handicapped Persons' Welfare Corporation Limited
11	Steel Industrials Kerala Limited

Appendix-XIX
List of PSUs which did not constitute Audit Committee
(Referred to in Paragraph 3.5.1)

Sl. No.	Name of Company/Statutory Corporation
1	Impact Kerala Limited
2	Indian Institute of Information Technology and Management Kerala
3	Kerala Automobiles Limited
4	Kerala Rubber Limited
5	Kerala State Coastal Area Development Corporation Limited
6	Kerala State Ex-Servicemen Development and Rehabilitation Corporation
7	Kerala State Horticultural Products Development Corporation Limited
8	Kerala Tourism Infrastructure Limited
9	Kerala Urban and Rural Development Corporation Limited
10	Kochi Water Metro Limited
11	Malabar International Port and SEZ Limited
12	Muziris Projects Limited
13	Oil Palm India Limited
14	Overseas Keralites Investment and Holding Limited
15	Road Infrastructure Company Kerala Limited
16	Smart City Thiruvananthapuram Limited
17	The Kerala Ceramics Limited
18	Transformers and Electricals Kerala Limited
19	Trivandrum Engineering Science and Technology Research Park
20	Vizhinjam International Seaport Limited
21	Kinesco Power and Utilities Limited
22	Kinfra Export Promotion Industrial Parks Limited
23	Aralam Farming Corporation (Kerala) Limited
24	Bhavanam Foundation Kerala
25	Handicrafts Development Corporation of Kerala Limited
26	Kerala Artisans Development Corporation Limited
27	Kerala Electrical and Allied Engineering Company Limited
28	Kerala Livestock Development Board Limited
29	Kerala Police Housing and Construction Corporation Limited
30	Kerala State Coconut Development Corporation
31	Kerala State Development Corporation for Christian Converts from Scheduled Castes and the Recommended Communities limited
32	Kerala State Drugs and Pharmaceuticals Limited
33	Kerala State Industrial Development Corporation Limited
34	Kerala State Industrial Enterprises Limited
35	Kerala State Pottery Manufacturing Marketing and Welfare Development Corporation Limited
36	Kerala State Poultry Development Corporation Limited
37	KINFRA Film and Video Park
38	KINFRA International Apparel Parks Limited
39	Malabar Distilleries Limited
40	Marine Products Infrastructure Development Corporation Limited
41	The Rehabilitation Plantations Limited

Sl. No.	Name of Company/Statutory Corporation
42	Steel Industrials Kerala Limited
43	The Kerala Agro Industries Corporation Limited
44	The Kerala State Cashew Development Corporation Limited
45	The Kerala State Coir Corporation Limited
46	The Plantation Corporation of Kerala Limited
47	Travancore Sugars and Chemicals Limited
48	Travancore Titanium Products Limited
49	United Electrical Industries Limited
50	Kerala Forest Development Corporation Limited
51	Kerala State Coir Machinery Manufacturing Company Limited
52	Kerala State Handicapped Persons' Welfare Corporation Limited

Appendix-XX
List of PSUs where majority of Audit Committee members were not
independent directors
(Referred to in Paragraph 3.5.1)

Sl. No.	Name of PSU	Number of Directors in Audit Committee.	Number of Independent Directors present in the Audit Committee.
1	Keltron Component Complex Limited	3	0
2	The Kerala State Civil Supplies Corporation Limited	6	0
3	Kerala State Beverages (Manufacturing and Marketing) Corporation Limited	3	0
4	Kerala Agro Machinery Corporation Ltd.	4	0
5	Kerala Transport Development Finance Corporation Limited	2	0
6	Autokast Limited	3	0
7	Keltron Electro Ceramics Limited	3	0
8	KCCP Limited	5	0
9	Kerala State Textile Corporation Limited	3	0
10	The Kerala Minerals and Metals Limited	3	0
11	The Kerala State Women's Development Corporation Limited	3	0
12	Kerala State Power and Infrastructure Finance Corporation Limited	5	0
13	The Pharmaceutical Corporation (Indian Medicines) Kerala Limited	4	0
14	Kerala State Construction Corporation Limited	4	0
15	Kerala State Financial Enterprises Limited	4	0

Appendix-XXI

**List of PSUs where performance of Statutory auditors was not monitored by the
Audit Committee**

(Referred to in Paragraph 3.5.3)

Sl. No.	Name of Company/Statutory Corporation
1	The Kerala State Civil Supplies Corporation Limited
2	Kerala State Beverages (Manufacturing and Marketing) Corporation Limited
3	Kerala Agro Machinery Corporation Ltd.
4	Kerala Transport Development Finance Corporation Limited
5	Autokast Limited
6	Keltron Electro Ceramics Limited
7	KCCP Limited
8	Kerala State Textile Corporation Limited
9	The Kerala Minerals and Metals Limited
10	The Kerala State Women's Development Corporation Limited
11	Kerala State Warehousing Corporation
12	Kerala State Power and Infrastructure Finance Corporation Limited
13	The Pharmaceutical Corporation (Indian Medicines) Kerala Limited
14	Kerala State Construction Corporation Limited
15	Kerala State Financial Enterprises Limited

Appendix-XXII
Review of Information/Documents by Audit Committee
(Referred to in Paragraph 3.5.4.1)

Sl. No.	Name of PSUs	Whether Audit Committee is constituted as per Section 177?	Discussions with the auditors periodically about internal control system and the scope of audit including observations of the auditors.	To review with management, external and internal auditors, the adequacy of internal control system	To review with management, the annual financial statements before submission to the Board	The audit committee should review the Audit Para, Audit Report and comments of the Accountant General	Discussion with external auditors before the audit commences, nature and scope of audit as well as post-audit discussion to ascertain any area of concern
1	Keltron Component Complex Limited	Yes	Yes	Yes	Yes	Yes	No
2	The Kerala State Civil Supplies Corporation Limited	Yes	No	No	No	Yes	No
3	Kerala State Beverages (Manufacturing and Marketing) Corporation Limited	Yes	Yes	Yes	Yes	Yes	No
4	Kerala Agro Machinery Corporation Ltd.	Yes	Yes	Yes	Yes	Yes	No
5	Kerala Transport Development Finance Corporation Limited	Yes	Yes	Yes	Yes	Yes	Yes
6	Road and Bridges Development Corporation of Kerala Limited	Yes	Yes	Yes	Yes	No	No
7	Autokast Limited	Yes	NA	NA	NA	NA	NA
8	Keltron Electro Ceramics Limited	Yes	Yes	Yes	Yes	Yes	Yes
9	KCCCP Limited	Yes	Yes	Yes	Yes	Yes	Yes
10	Kerala State Mineral Development Corporation Limited	Yes	Yes	Yes	Yes	Yes	Yes
11	Kerala State Textile Corporation Limited	Yes	No	No	Yes	Yes	Yes
12	Malabar Cements Limited	Yes	Yes	No	Yes	Yes	No
13	The Kerala Minerals and Metals Limited	Yes	Yes	NA	Yes	Yes	NA

General Purpose Financial Report of Public Sector Undertakings for the year ended 31 March 2022

Sl. No.	Name of PSUs	Whether Audit Committee is constituted as per Section 177?	Discussions with the auditors periodically about internal control system and the scope of audit including observations of the auditors.	To review with management, external and internal auditors, the adequacy of internal control system	To review with management, the annual financial statements before submission to the Board	The audit committee should review the Audit Para, Audit Report and comments of the Accountant General	Discussion with external auditors before the audit commences, nature and scope of audit as well as post-audit discussion to ascertain any area of concern
14	The Travancore Cochin Chemicals Limited	Yes	Yes	Yes	Yes	Yes	No
15	Traco Cable Company Limited	Yes	Yes	Yes	Yes	Yes	Yes
16	The Kerala State Women's Development Corporation Limited	Yes	No	No	No	No	No
17	Kerala State Warehousing Corporation	Yes	No	Yes	Yes	NA	No
18	Kerala State Power and Infrastructure Finance Corporation Limited	Yes	Yes	Yes	Yes	Yes	Yes
19	The Pharmaceutical Corporation (Indian Medicines) Kerala Limited	Yes	Yes	Yes	Yes	Yes	No
20	Kerala State Construction Corporation Limited	Yes	No	No	Yes	No	No
21	Kerala State Financial Enterprises Limited	Yes	Yes	Yes	Yes	Yes	No

Appendix-XXIII

PSUs where Audit Committee did not hold discussions with Statutory auditors before commencement of audit and did not hold post audit discussions

(Referred to in Paragraph 3.5.4.2)

Sl. No.	Name of PSUs
1	Keltron Component Complex Limited
2	The Kerala State Civil Supplies Corporation Limited
3	Kerala State Beverages (Manufacturing and Marketing) Corporation Limited
4	Kerala Agro Machinery Corporation Limited
5	Road and Bridges Development Corporation of Kerala Limited
6	Autokast Limited
7	Malabar Cements Limited
8	The Travancore Cochin Chemicals Limited
9	The Kerala State Women's Development Corporation Limited
10	Kerala State Warehousing Corporation
11	The Pharmaceutical Corporation (Indian Medicines) Kerala Limited
12	Kerala State Construction Corporation Limited
13	Kerala State Financial Enterprises Limited
14	The Kerala Minerals and Metals Limited

**© COMPTROLLER AND AUDITOR
GENERAL OF INDIA
<https://cag.gov.in>**

<https://cag.gov.in/ag2/kerala>