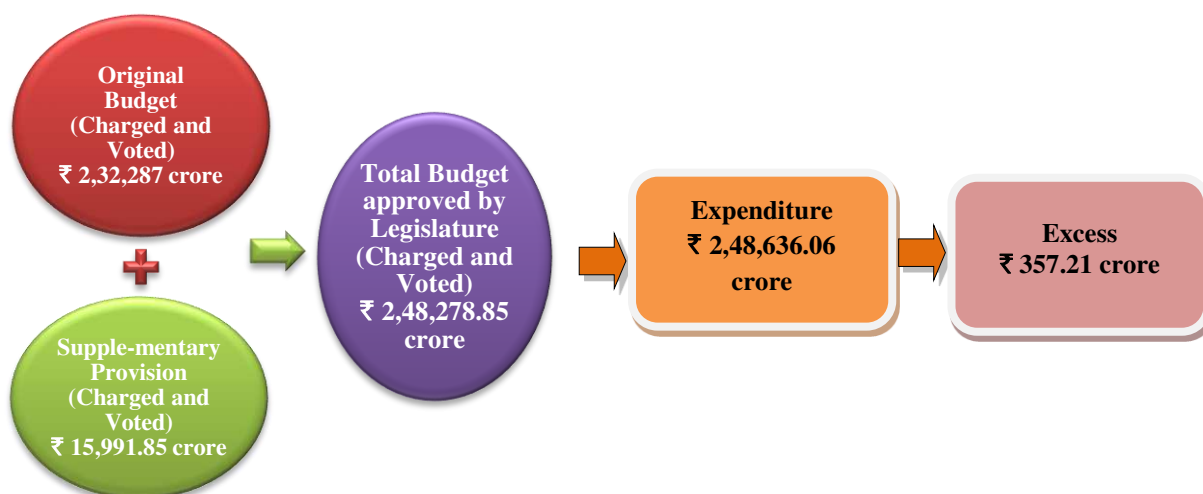


3.1 Introduction

Effective Budgeting ensures that decisions taken at the policy level are implemented successfully at the administrative level without wastage or diversion of funds. This Chapter reviews the allocative priorities of the State Government and comments on the transparency of budget formulation and effectiveness of its implementation.

The total amount approved by the State Legislature including the original and supplementary budgets, expenditure and savings during the year 2019-20 is depicted below:

Chart 3.1: Summary of Budget and Expenditure of Andhra Pradesh for 2019-20



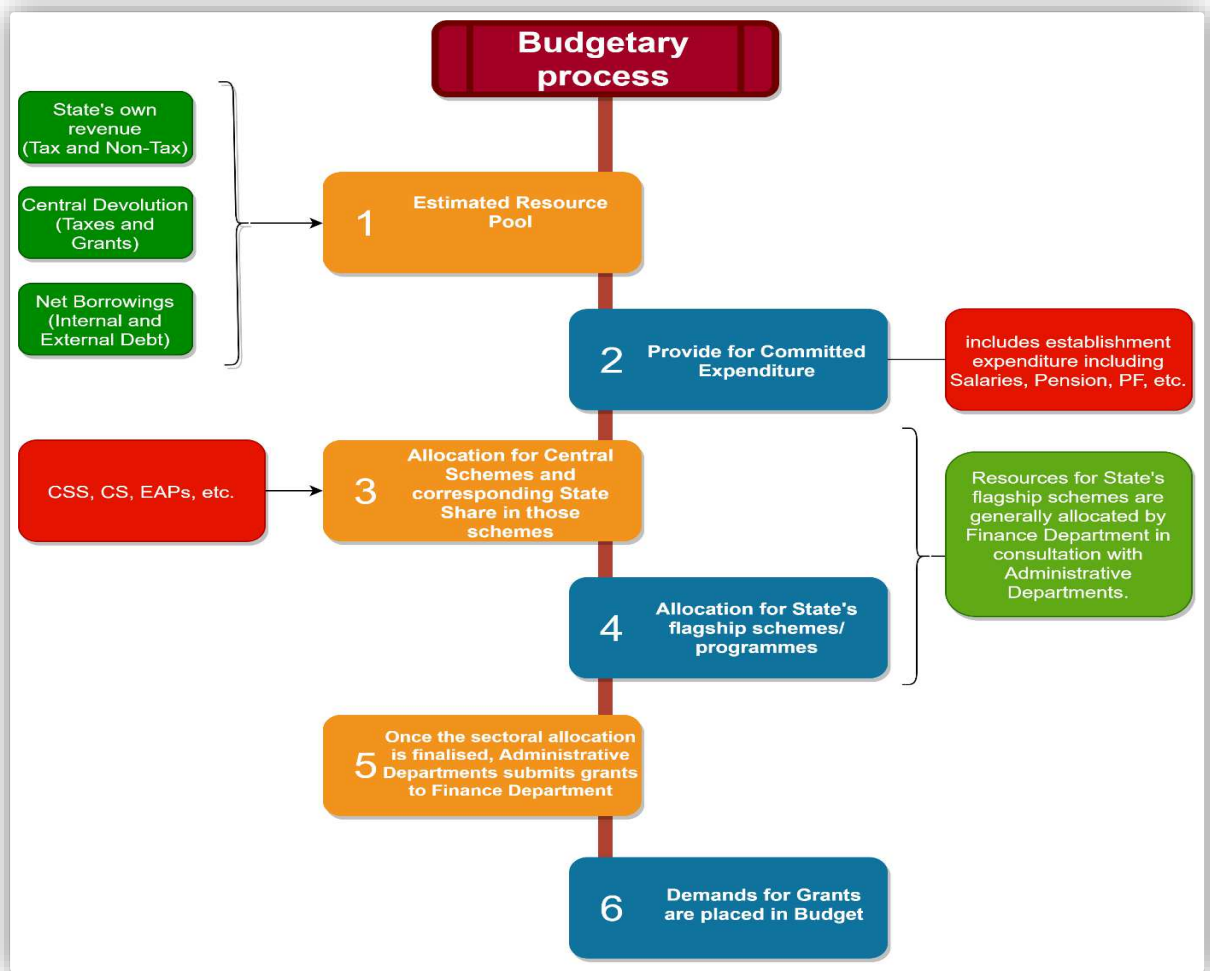
Approval by the Legislature

Implementation by the Government

Source: Based on the procedure prescribed in Budget Manual and Appropriation Accounts

3.2 Budget Preparation Process

The annual exercise of budgeting is a means for detailing the roadmap for efficient use of public resources. The Budget process commences with the issue of the Budget Circular, normally in August each year, providing guidance to the Departments in framing their estimates, for the next financial year. The budget preparation process in the State is given below:



The Andhra Pradesh Financial Code (APFC), Andhra Pradesh Budget Manual (APBM) and other instructions²⁷ lay down the procedure to be followed with regard to all matters concerning finance and budget.

The State Government secured legislative approval for expenditure out of the Consolidated Fund of the State by presenting its annual Budget and Demands for Grants/ Appropriations. Normally, every Department has one Demand for Grant, to ensure that the Head of the Department takes responsibility for implementing the policy decisions and expending public funds for the intended purposes.

The Government presents *Supplementary demands* (Para 15.24 of the APBM) before the Legislature, when the initial allocation is found to be inadequate or expenditure has to be incurred on a new item. Further, Re-appropriation is a mechanism which allows the State Government to transfer Savings from one sub-head (usually a scheme) to another, provided such transfers occur within the same Grant²⁸ and under the same section²⁹.

²⁷ GO Ms No.657 Finance (BG) Department dated 23 September 2004

²⁸ Grant means the amount voted by the Legislative Assembly in respect of a demand for grant

²⁹ Capital, Revenue or Loans

3.3 Financial Accountability and Budget Review

Article 205 of the Constitution of India states that the Governor of a State will cause to lay before the State Legislature supplementary budget estimates ‘if the amount authorised by any law made in accordance with the provisions of Article 204 to be expended for a particular service for the current financial year is found to be insufficient for the purposes of that year or when a need has arisen during the current financial year for supplementary or additional expenditure upon some new service not contemplated in the annual financial statement for that year’. Further, Article 204(3) states that ‘subject to the provisions of Articles 205 and 206, no money shall be withdrawn from the Consolidated Fund of the State except under appropriation made by law passed in accordance with the provisions of this article’.

3.3.1 Approval of Supplementary budget estimates after the closure of financial year

The supplementary budget estimates for a given year are normally laid before the State Legislature before the close of that financial year. The Government of Andhra Pradesh tabled the supplementary budget estimates for the financial year 2019-20 in the State Legislature in June 2020, that is, after the closure of the financial year. The amount of ₹15,991.85 crore (Voted: ₹15,867.26 crore; Charged: ₹124.59 crore) proposed for legislative approval in the supplementary budget estimates was already expended by the Government before the end of the financial year, that is, 31 March 2020.

This is not an acceptable practice, as it violates the provisions of the Constitution of India, undermines the principle of legislative sanction and control over budget and encourages financial indiscipline in management of public resources.

The State Government attributed the delay in tabling the supplementary estimates in Legislature to unseen and unavoidable circumstances (pandemic).

While it is true that there was a sudden lockdown necessitated by COVID-19 pandemic towards the last week of March 2020, the State Government got the ‘Vote on Account’ for the financial year 2020-21 approved through an Ordinance by the Governor; it however, failed to include the supplementary budget estimates for 2019-20 in this Ordinance.

However, considering the pandemic situation, it was decided by the Principal Accountant General (A&E) as a one-time measure, to take the supplementary estimate figures passed by the State Legislature in June 2020 into account for the compilation of annual accounts of 2019-20, with a condition that it shall not be quoted as a precedent in the future.

3.3.2 Outcome/performance Budget

As per Budget Manual, Performance Budget is a comprehensive operational document, conceived, presented and implemented in terms of programmes, projects and activities with their financial and physical aspects closely interwoven. Performance budget seeks to present the purpose and objectives for which funds are requested, the cost of various

programmes and activities proposed for achieving these objectives and quantitative data measuring the work performed, services rendered or results accomplished under each programme and activity.

Since the introduction of the Outcome Budget 2005-06 by the Union Government, several State Governments have followed suit to link their outlays to outputs and outcomes. The Thirteenth Finance Commission has suggested preparing outcome budgets at the level of actual spending and its consideration at the relevant level of Government. It also suggested the State Government could prepare Outcome Budgets in respect of expenditures incurred directly by them.

Government of Andhra Pradesh prepares an Outcome Budget every year, indicating the outputs expected to be achieved with regard to the outlays. However, the extent of achievement of these outputs is not intimated to the Legislature while presenting the budget for the following year. Therefore, there is no real budgetary review and allocation to various activities/ socio-economic developmental schemes based on achievement of specified targets. Budget for the year 2019-20 was no exception in this regard and the Government has not stated the achievement of any of the performance parameters specified in the budget of the previous year; nor did it review the outcome indicators targeted for achievement in 2019-20 during its budget presentation during the subsequent year.

3.4 Appropriation Accounts

Appropriation Accounts are accounts of the expenditure of the Government for each financial year, compared with the amounts of Grants voted and Appropriation Act passed under Article 204 and 205 of the Constitution of India. These Accounts list the original budget provisions, supplementary grants, surrenders and re-appropriations distinctly. They also indicate actual Capital and Revenue Expenditure on various specified services, *vis-à-vis* those authorized by the Appropriation Act in respect of both Charged and Voted items of budget. Thus, the Appropriation Accounts facilitate the understanding of utilization of funds, the management of finances and monitoring of budgetary provisions, and are, therefore, complementary to the Finance Accounts.

3.4.1 Audit of Appropriations

Audit of Appropriations by the Comptroller and Auditor General of India seeks to ascertain whether the expenditure actually incurred under various Grants is within the authorization given under the Appropriation Act and that the expenditure required to be charged under the provisions of the Constitution is so charged. It also ascertains whether the expenditure so incurred is in conformity with the law, relevant rules, regulations and instructions.

3.4.2 Summary of total provisions and actual expenditure during 2019-20

The summarised position of actual expenditure during 2019-20 against 40 demands (96 grants/ appropriations) is given in **Table 3.1**.

Table 3.1: Position of actual expenditure vis-à-vis allocation for the year 2019-20

(₹ in crore)

Section	Nature of expenditure	Original Grant/ Appropriation	Supplementary Grant/ Appropriation	Total Provision	Actual Expenditure	Savings (-)/ Excess (+)	Surrender during March	
							Amount	Percent
	1	2	3	4= (2+3)	5	6=(5-4)		
Voted	Revenue	1,67,620.28	10,683.96	1,78,304.24	1,33,427.35	(-)44,876.89	52,128.02	100
	Capital	32,849.88	400.95	33,250.83	12,636.74	(-)20,614.09	20,542.17	99.97
	Loans and Advances	1,810.68	4,782.35	6,593.03	5,358.95	(-)1,234.08	860.89	100
Total Voted		2,02,280.84	15,867.26	2,18,148.10	1,51,423.04	(-)66,725.06	73,531.08	99.99
Charged	Revenue	16,554.92	32.47	16,587.39	17,763.63	1,176.24	38.05	100
	Capital	56.24	68.85	125.09	83.22	(-)41.87	41.87	100
	Public Debt Repayment	13,395.00	23.27	13,418.27	79,366.17*	65,947.90	0	NA
Total Charged		30,006.16	124.59	30,130.75	97,213.02	67,082.27	79.92	100
Grand Total		2,32,287.00	15,991.85	2,48,278.85	2,48,636.06	357.21	73,611.00	99.99

*Source: Appropriation Accounts of 2019-20. * Including Ways and Means Advances (Budget Provision: NIL and repayments during the year: ₹60,740.83 crore)*

As per the details given in the above Table of summarised position of actual expenditure vis-à-vis budgetary allocation, the total budget of 2019-20 was ₹ 2,48,278.85 crore and the actual gross expenditure during the year was ₹ 2,48,636.06 crore leaving an overall excess of ₹ 73,983.26 crore and savings of ₹ 73,626.05 crore, resulting in a net excess of ₹ 357.21 crore in 2019-20. However, except for the Charged item of Public Debt repayment, there was a saving in almost every other Head of expenditure. The total saving in all the Heads other than Public Debt repayment amounted to ₹66,766.93 crore compared to the allocation of ₹2,48,278.85 crore. Public Debt repayment includes an amount of ₹60,740.83 crore towards repayment of Ways and Means Advances obtained during 2019-20 (₹60,371.10 crore) as well as the balance pertaining to the previous year (₹362 crore). The State Government incurred ₹ 60,740.83 crore without any provision in the Budget during 2019-20. This excess payment was not supported by budgetary provision (neither original nor supplementary budget) and was, thus, unauthorised. Details in this regard are given in Paragraph 3.11.2.

The Net excess expenditure for the years 2015-16, 2017-18 and 2019-20 was also due, primarily to repayment of Ways and Means Advances.

Efficient management of tax administration/other receipts and public expenditure holds the key for achievement of various fiscal indicators. Budgetary allocations based on unrealistic proposals, poor expenditure monitoring mechanism, weak scheme implementation capacities/ weak internal controls lead to sub-optimal allocation among various developmental needs. Excessive savings in some departments deprives other departments of the funds, which they could have utilized.

3.4.3 Summary of total provisions, actual disbursements and savings during the year

The summarised position of total budget provision, disbursement and savings/excess with its further bifurcation into voted/charged is given in **Table 3.2**.

Table 3.2: Budget provision, disbursement and savings/excess during the financial year

(₹ in crore)					
Total Budget provision		Disbursements		Savings (-) /Excess (+)	
Voted	Charged	Voted	Charged	Voted	Charged
2,18,148.10	30,130.75	1,51,423.04	97,213.02	(-) 66,725.06	67,082.27

Source: Appropriation Accounts of 2019-20

3.4.4 Charged and voted disbursements

The summarised position of disbursements and savings/ excess with further bifurcation into voted/charged for the last five years is given in **Table 3.3**.

Table 3.3: Disbursement and savings/excess during the last five years

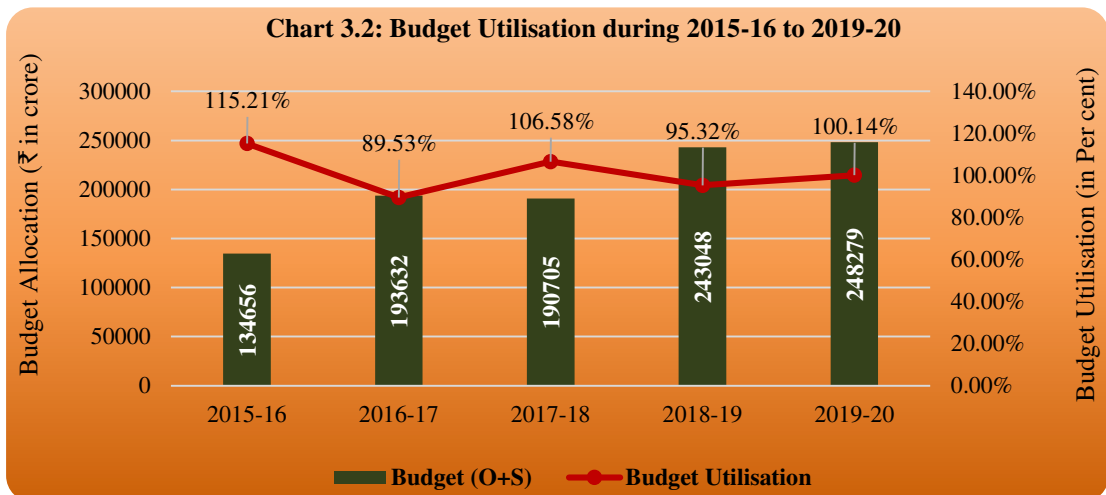
Year	Disbursements		Savings (-) /Excess (+)	
	Voted	Charged	Voted	Charged
	2015-16	1,06,438.15	48,698.91	(-)11,747.93
2016-17	1,26,798.59	46,552.81	(-)21,253.96	973.73
2017-18	1,34,239.65	69,008.25	(-)33,512.20	46,054.63
2018-19	1,42,964.84	88,697.50	(-) 73,951.20	62,566.03
2019-20	1,51,423.04	97,213.02	(-) 66,725.06	67,082.27

Source: Appropriation Accounts of respective years.

It is evident from the table that persistent savings occurred in voted section and persistent excess in charged section. Further, the persistent excess under charged section is mainly because of repayment of Ways and Means Advances to the Reserve Bank of India under loans section of Grant IX- Fiscal Administration, Planning, Surveys and Statistics.

3.5 Utilisation of Budgeted Funds

Utilisation of budgeted funds by the State during the five-year period from 2015-16 to 2019-20 is given in **Chart 3.2**.



As can be seen from the Chart above, utilisation of budget had exceeded the Budget provision during three years i.e. 2015-16, 2017-18 and 2019-20, and has shown underutilisation during 2016-17 and 2018-19. However, the above figures have to be read in conjunction with the analysis given in paragraph 3.4.2.

3.6 Missing/ Incomplete Explanation for variation from Budget

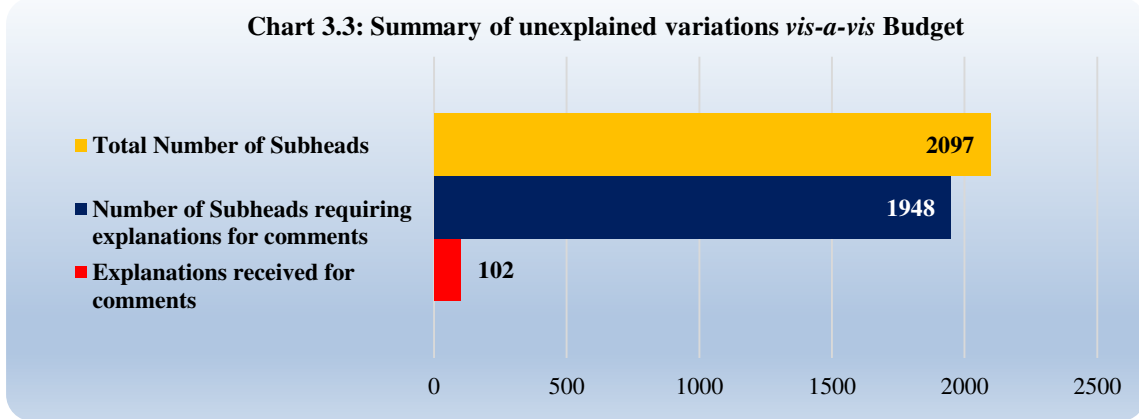
Appropriation Accounts provide comments on excess expenditure or savings where the excess or savings at Sub-Head level varies beyond the limits set by the Public Accounts Committee (PAC).

The following norms which have been approved by the PAC of Andhra Pradesh State Legislature in January 2013, have been adopted for comments on the Appropriation Accounts.

Savings	<p>(a) When the overall savings under a grant/charged appropriation is less than 5 per cent of total provision, no comment is necessary. However, if the total provision under a grant/appropriation is ₹500 crore and above, comments on savings/excess under individual subheads are included when the savings/excess under individual subheads exceeds 10 per cent of the provision or ₹100 lakh whichever is higher.</p> <p>(b) When the overall saving under a grant or charged appropriation is 5 per cent or above of the total provision, comments on savings/excess against individual subheads are included when the savings/excess under individual subheads exceeds 10 per cent of the provision or ₹50 lakh whichever is higher.</p>
Excess	<p>(a) When there is overall excess under a grant/appropriation even by a rupee, it requires regularisation by the Legislature.</p> <p>(b) Comments on excess under individual subheads are included only when the excess under individual sub-heads is ₹25 lakh and above.</p> <p>(c) Comments on savings (in excess grant) under individual sub-heads are included when the savings under individual sub-heads exceeds 10 per cent of the provision or ₹50 lakh whichever is higher.</p>

Principal Accountant General (A&E) provided the draft Appropriation Accounts to the Departments and sought the reasons/explanations for the excess/savings at Sub-head level. Audit of Appropriation Accounts of 2019-20 and an analysis of the underlying accounting data revealed that the Controlling Officers have not provided explanation for the variations in the expenditure *vis-à-vis* budgeted allocation in about 94.76 per cent of cases. Of the 96 Grants/ Appropriations, reasons for variation were required in respect of 95 Grants/ Appropriations. However, in respect of 91 Grants/Appropriations reasons were not furnished by the Controlling Officers of Government Departments. In terms of the Sub-Heads involved, the total number of Sub-Heads in the accounts, those requiring explanation for variation, and the Sub-Heads where explanation were received for variations from allocations, are given below in **Chart 3.3**.

Chart 3.3: Summary of unexplained variations vis-a-vis Budget



Source: Appropriation Accounts

Absence of explanation for variation between the budgeted allocation and its utilisation limits legislative control over budget as a means of ensuring financial accountability of the Government.

State Government assured that the reasons for re-appropriations would be provided from the ensuing year.

3.7 Comments on integrity of budgetary and accounting process

3.7.1 Expenditure incurred without authority of law

No money shall be withdrawn from the Consolidated Fund of the State except under appropriation made by law passed in accordance with the provisions of the article 204 of the constitution. As per paragraph 17.3.1 and 17.6.1(c) of APBM, expenditure should not ordinarily be incurred on a scheme/service without provision of funds. An expenditure of ₹ 62,069.48 crore was incurred in seven cases (₹ one crore and above in each case) without budget provision. This undermined the sanctity of budgeting process and legislative control.

The grant-wise cases of one crore and above in which expenditure was incurred without budget provision (either original or supplementary) are detailed in **Table 3.4**.

Table 3.4: Cases where expenditure was incurred without budget provision (₹ one crore and above)

(₹ in crore)			
Sl. No	Grant No. and Name of the grant	Head of Account and Description	Expenditure
1	IX-Fiscal Administration Planning, Surveys and Statistics	2071-01-111-24- Pensions to legislators	11.63
2		6003-00-110-05- Ways and Means Advances from the Reserve Bank of India	60,740.83*
3		6004-01-115-04- Loans for Modernisation of Police Force	2.96
4		6004-02-101-01- Block Loans	101.83
5		6004-02-101-02- Back to Back Loans	795.53
6		6004-02-105-01- State loans	410.45

Sl. No	Grant No. and Name of the grant	Head of Account and Description	Expenditure
		Consolidated in terms of the recommendations of 12th FC	
7	XXXVII- Tourism, Art and Culture	5452-01-800-07- New Tourism Projects	6.25
Total			62,069.48

*Source: Appropriation Accounts of 2019-20 and Grant Audit Register of 2019-20 compiled by O/o the AG (A&E); * Expended towards repayment of Ways and Means Advances of the State.*

3.7.2 Misclassification of Revenue expenditure as capital expenditure

Misclassification of expenditure and receipts has an impact on the integrity of the financial statements. State financial rules categorise the primary units of appropriation. There are specific object heads meant for obtaining provision for acquisition of Capital Assets and other Capital Expenditure. These object heads pertaining to booking of expenditure of capital nature should correspond with capital major heads only. However, there are instances involving a total amount of ₹ 1,006.01 crore where object heads of revenue nature were incorrectly operated with capital major heads. The details of these instances are presented in *Appendix 3.1*.

The cases where revenue expenditure was misclassified as capital expenditure (₹ one crore and above in each case) are detailed grant-wise in **Table 3.5**.

Table 3.5: Grant-wise cases of misclassification of revenue expenditure as capital expenditure during 2019-20 (₹ one crore and above in each case)

(₹ in crore)			
S. No.	Grant No. and Name	No. of cases	Expenditure
1	V- Revenue, Registration and Relief	1	4.05
2	XXXIII Major and Medium Irrigation	13	999.64
3	XXXIV Minor Irrigation	1	2.32
Total		15	1,006.01

Source: Appropriation Accounts of 2019-20 and Grant Audit Register of 2019-20 compiled by O/o the AG (A&E), AP.

As can be seen from the above table, most of the cases (13) of misclassification of revenue expenditure as capital expenditure occurred in Grant XXXIII- Major and Medium Irrigation involving an amount of ₹ 999.64 crore.

Classification of expenditure of revenue nature as capital expenditure results in understatement of revenue expenditure and revenue deficit.

3.8 Supplementary budget and opportunity cost

At times, while obtaining supplementary provision, the Departments report large additional requirement for different purposes under various schemes/activities to legislature; but are unable to spend not only the entire supplementary provision or parts thereof but also the original budget provision. As a result, the unutilised funds cannot be utilised for other schemes, where there is a requirement. Some of the instances noticed in audit are shown in *Appendix 3.2*.

The details of grants in which the supplementary provision remained un-utilised are presented in **Table 3.6**.

Table 3.6: No. of grants/ appropriations in which supplementary provision (₹ one crore and above) remained un-utilised

(₹ in crore)							
S. No.	Nature of the grant	No. of cases	Original	Supplementary	Total Grant	Expenditure	Un-utilised supplementary grant
1	Revenue (Voted)	17	88,616.64	3,670.24	92,286.88	62,945.93	3,099.80
2	Revenue (Charged)	4	17.16	22.57	39.73	23.35	15.52
3	Capital (Voted)	5	7,128.00	400.17	7,528.17	2,492.55	400.17
4	Capital (Charged)	1	54.18	68.60	122.78	82.42	40.36
5	Loan (Voted)	3	684.39	4,663.40	5,347.79	4,876.12	108.28
Total		30	96,500.37	8,824.98	1,05,325.35	70,420.37	3,664.13

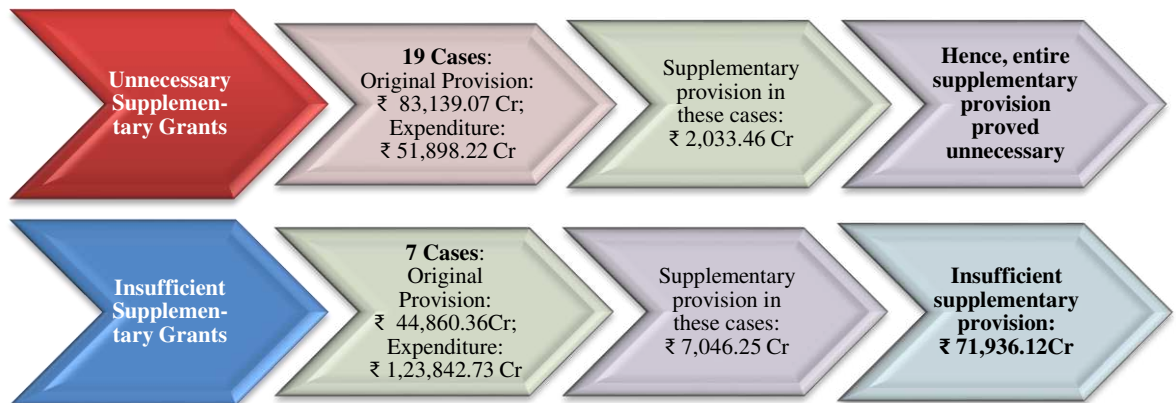
Source: Appropriation Accounts of 2019-20

It is evident that out of the total supplementary provision of ₹ 15,991.85 crore, ₹ 3,664.13 crore (22.91 per cent) remained unutilised. State Government needs to examine the reasons for poor utilisation of allocated funds and take appropriate corrective action.

3.8.1 Unnecessary/ Insufficient supplementary grants

The details of Unnecessary/ Insufficient Supplementary provisions, where Supplementary provision is more than or equal to ₹ one crore, are as detailed in **Chart 3.4**.

Chart 3.4: Unnecessary/ Insufficient Supplementary provision



Source: Appropriation Accounts of 2019-20

Details of unnecessary/ insufficient Supplementary provision are shown in **Appendix 3.3 and Appendix 3.4** respectively.

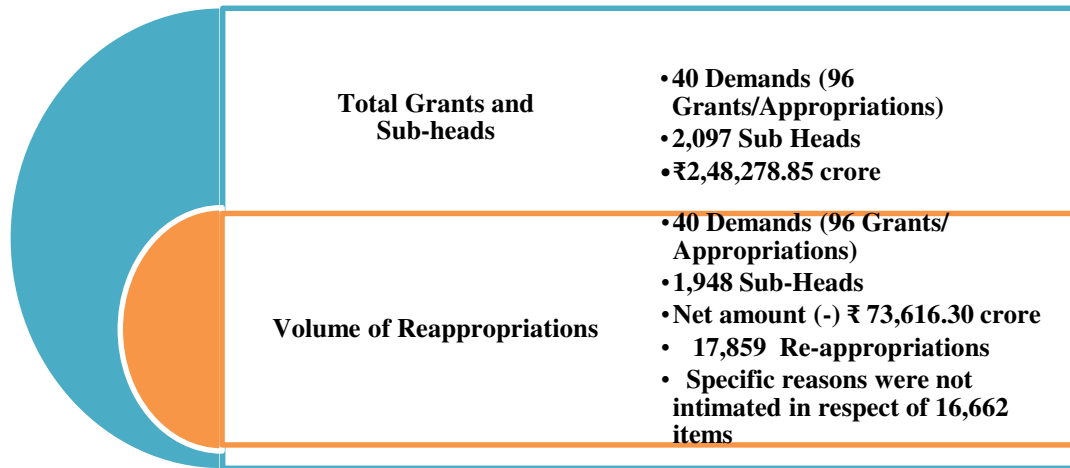
Further, in seven cases, the supplementary grant of ₹ 7,046.25 crore was insufficient as the total provision (₹ 51,906.61 crore) was not adequate to meet the requirement (₹ 1,23,842.73 crore).

3.9 Re-appropriations

Re-appropriations are meant for transfer of savings from one scheme / unit to another within the same grant and under same section (*i.e.*, Capital, Revenue or Loans).

The details of Re-appropriations for the year 2019-20 are depicted in **Chart 3.5**.

Chart 3.5: Re-appropriation in the overall budget



Source: Appropriation Accounts of 2019-20 and Grant Audit Register 2019-20 compiled by O/o the AG (A&E), AP.

3.9.1 Unnecessary/ Excessive/ In-sufficient Re-appropriations

Details of unnecessary/excessive/insufficient re-appropriations are shown in **Appendix 3.5**, **Appendix 3.6** and **Appendix 3.7** respectively.

The cases in which the provision was excessive or unnecessary are presented in **Table 3.7**.

Table 3.7: Cases in which re-appropriation was excessive or unnecessary

(₹ in crore)							
Grant No. and Name	No. of cases	Original	Supplementary	Re-appropriation	Net Provision	Expenditure	Unnecessary/ Excessive Re-appropriation
IX-Fiscal Administration Planning Surveys and Statistics	11	9,212.13	0.00	302.31	9,514.44	8,594.24	299.83
X- Home Administration	1	41.93	0.00	5.86	47.79	43.64	4.15
XI-Roads, Buildings	1	0.00	0.00	5.77	5.77	0.00	5.77
XVII-Municipal Administration and Urban Development	1	41.18	0.00	112.11	153.29	108.21	45.08

Grant No. and Name	No. of cases	Original	Supplementary	Re-appropriation	Net Provision	Expenditure	Unnecessary/ Excessive Re-appropriation
XXI- Social Welfare	1	10.45	0.00	164.88	175.33	7.71	164.88
XXII- Tribal Welfare	1	61.46	0.00	31.49	92.95	33.73	31.49
XXIII- Backward Classes Welfare	1	717.75	0.00	1,029.74	1,747.49	1,586.74	160.74
XXXI- Panchayat Raj	1	600.00	548.46	404.93	1,553.39	953.39	404.93
Total	18	10,684.90	548.46	2,057.09	13,290.45	11,327.66	1,116.87

Source: Appropriation Accounts of 2019-20 and Grants Audit Register of 2019-20 compiled by O/o AG (A&E), AP.

From the above table, it is evident that re-appropriation of ₹1,116.87 crore was unnecessary/ excessive in 18 cases. Further, in nine cases, the re-appropriation of ₹ 3,034.65 crore was insufficient as the net provision (₹8,884.56 crore) was not adequate to meet the requirement (₹18,313.21 crore).

3.9.2 Surrender in excess of savings

In two grants, there were savings of ₹ 1,023.41 crore. The amount surrendered was ₹ 2,153.33 crore, resulting in excess surrender (₹ one crore or more in each case) of ₹ 1,129.92 crore as detailed in **Table 3.8**.

Table 3.8: Surrender in excess of savings during 2019-20

(₹ in crore)					
Sl. No.	Number and name of the grant/ appropriation	Total grant/ appropriation	Savings	Amount surrendered	Amount surrendered in excess
Revenue Voted					
1	IX-Fiscal Administration, Planning, Surveys and Statistics	19,767.38	0	814.92	814.92
2	XI- Roads, Buildings	2,964.80	1,023.41	1,338.41	315.00
Total		22,732.18	1,023.41	2,153.33	1,129.92

Source: Appropriation Accounts of 2019-20.

3.9.3 Anticipated savings not surrendered

As per paragraph 17.2.2 of Budget Manual, controlling officers are required to surrender to the Finance department all savings anticipated in the Budget under their control as soon as the certainty of non-requirement is known. A review of savings of grants and appropriations and surrender thereof showed that out of total savings of ₹36,395.92 crore in 12 cases, only ₹35,257.48 crore was surrendered (short surrender by ₹ one crore and above in each case), leaving a balance aggregating ₹1,138.44 crore. Details are given in **Appendix 3.8**.

The details of the nature of grants in which anticipated savings were not surrendered are detailed in **Table 3.9**.

Table 3.9: No. of grants/ appropriations in which savings were not surrendered

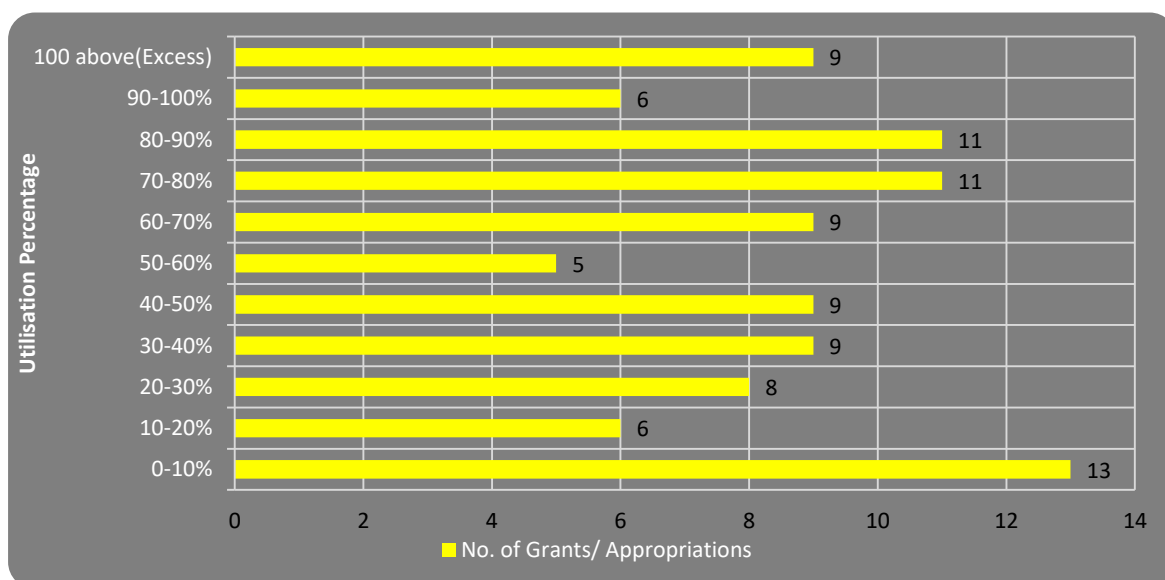
(₹ in crore)						
Sl. No.	Nature of the grant	No. of cases	Total grant/ appropriation	Savings	Amount surrendered	Savings which remained to be surrendered
1	Revenue (Voted)	8	70,721.28	34,443.09	33,744.45	698.64
2	Capital (Voted)	3	2,096.03	1,579.64	1,513.03	66.61
3	Loan (Voted)	1	405.19	373.19	0.00	373.19
Total		12	73,222.50	36,395.92	35,257.48	1,138.44

Source: Appropriation Accounts of 2019-20

3.10 Large and Persistent savings in Grants/ Appropriations

There were huge savings during 2019-20, with 45 out of 96 Grants/ Appropriations showing utilisation of less than or equal to 50 per cent of the budget allocation. The distribution of the number of Grants/Appropriations grouped by the extent of savings is as follows.

Chart 3.6: Utilisation of budget allocation



Source: Appropriation Accounts of 2019-20

As is evident from the above chart, out of 96 Grants/ Appropriations, 81 Grants/ Appropriations showed savings of more than 10 per cent of the budget allocation.

Of the 45 Grants/ Appropriations with budget utilisation of less than or equal to 50 per cent, 15 had shown similar low utilisation in at least four out of the last five years (2015-16 to 2019-20), which is indicative of systemic lacunae that warrants a close review by the Government to enable initiation of expeditious corrective measures. Utilisation of budgetary allocation in these 45 Grants/ Appropriations for the five-year period from 2015-16 to 2019-20 is shown in **Table 3.10**.

Table 3.10: Grants/ Appropriations where utilisation of budget was less than or equal to 50 per cent

Grant Details	Utilisation of budget provision(in per cent)					₹ in crore)		
	2015-16	2016-17	2017-18	2018-19	2019-20	No. of years	Budget 2019-20	Expenditure during 2019-20
VI Excise Administration (CV)	0.07	3.42	0.00	0.45	0.00	5	50.00	0.00
XI Roads Buildings (RC)	0.00	28.86	16.20	0.00	17.34	5	2.71	0.47
XXIV Minority Welfare (CV)	0.00	0.00	0.00	1.76	6.94	5	40.05	2.78
XXXVI Industries and Commerce (CV)	2.70	0.00	23.48	40.52	32.98	5	1,449.52	478.05
III Administration of Justice (CV)	84.63	47.59	38.89	28.81	37.67	4	70.00	26.37
IV General Administration and Elections (CV)	29.15	13.86	84.58	39.61	26.98	4	11.60	3.13
VII Commercial Taxes Administration (CV)	34.39	88.38	2.07	5.17	1.08	4	12.00	0.13
VIII Transport Administration (CV)	54.66	28.50	36.93	2.60	13.50	4	10.00	1.35
IX Fiscal Administration Planning Surveys and Statistics (CV)	17.76	25.38	42.91	56.40	4.65	4	624.08	29.02
XII School Education (CV)	94.22	38.90	36.19	28.18	8.96	4	1,684.26	150.91
XV Sports and Youth Services (CV)	85.31	9.48	29.77	18.88	47.62	4	51.20	24.38
XX Labour and Employment (CV)	71.32	3.43	23.25	0.03	8.74	4	134.02	11.71
XXV Women Child and Disabled Welfare (CV)	66.19	39.34	41.84	22.52	10.77	4	169.57	18.26
XXX Cooperation (CV)	100.00	0.00	0.00	2.85	0.00	4	50.00	0.00
XXXVII Tourism Art and Culture (CV)	26.42	47.47	98.88	23.52	41.91	4	22.43	9.40
IX Fiscal Administration Planning Surveys and Statistics (LV)	350.91	41.92	47.95	161.70	7.90	3	405.19	32.01
XI Roads and Buildings (CV)	77.51	89.76	25.05	24.89	33.78	3	2,883.86	974.17
XIV Technical Education (CV)	36.58	124.33	88.41	13.54	28.17	3	126.00	35.49
XVI Medical and Health (CV)	56.44	77.88	36.21	30.10	7.65	3	2,670.64	204.30
XVII Municipal Administration and Urban Development (CV)	67.72	23.04	25.25	62.36	31.93	3	1,693.02	540.58
XXI Social Welfare (CV)	79.20	36.13	51.57	21.16	31.89	3	130.51	41.62
XXII Tribal Welfare (CV)	52.26	41.39	64.79	40.88	47.87	3	187.75	89.88
XXXIV Minor Irrigation (CC)	50.04	22.95	76.03	0.00	21.43	3	0.98	0.21
XXXVII Tourism Art and Culture (RV)	67.74	36.05	81.23	48.79	40.39	3	223.01	90.07
XI Roads and Buildings (CC)	92.26	99.95	3.40	50.69	44.36	2	1.33	0.59
XVI Medical and Health (RC)	99.03	100.00	NA	0.00	47.37	2	0.38	0.18
XVIII Housing (RV)	99.99	38.51	68.66	52.87	26.45	2	3,543.09	937.15
XIX Information and Public Relations (CV)	NA	NA	99.61	0.00	0.00	2	1.00	0.00
XXVII Agriculture (RV)	47.42	87.16	97.00	51.51	38.74	2	17,568.00	6,805.84
XXVII Agriculture (CV)	54.39	91.45	70.35	46.87	22.02	2	562.83	123.94
XXVIII Animal Husbandry and Fisheries (CV)	57.17	54.60	59.74	43.45	14.94	2	334.29	49.94
XXXIII Major and Medium Irrigation (RC)	100.00	NA	100.00	37.50	0.00	2	0(₹14,000)	0.00
XXXIII Major and	97.77	80.54	42.83	51.73	32.69	2	11,193.95	3,659.30

Grant Details	Utilisation of budget provision(in per cent)					₹ in crore		
	2015-16	2016-17	2017-18	2018-19	2019-20	No. of years	Budget 2019-20	Expenditure during 2019-20
Medium Irrigation (CV)								
XXXVI Industries and Commerce (RV)	55.45	66.90	78.21	21.51	32.92	2	2,484.52	817.90
XXXVIII Civil Supplies Administration (RV)	100.06	92.75	93.68	19.00	11.24	2	4,466.95	502.09
XXXVIII Civil Supplies Administration (CV)	NA	NA	NA	0.00	50.00	2	0.02	0.01
XXXIX Information Technology and Communications (RV)	66.26	82.17	76.71	41.67	23.64	2	350.76	82.92
I State Legislature (RC)	62.21	55.57	62.50	72.39	41.58	1	4.93	2.05
VIII Transport Administration (RV)	94.82	84.79	84.61	58.35	22.90	1	643.35	147.33
XI Roads Buildings (LV)	100.00	69.05	95.82	NA	30.00	1	1,000.00	300.00
XVIII Housing (LV)	85.83	94.64	100.00	100.00	35.51	1	74.29	26.38
XX Labour and Employment (RV)	101.97	83.78	89.54	81.69	45.61	1	854.68	389.82
XX Labour and Employment (RC)	NA	NA	NA	100.00	0.00	1	0(₹10,000)	0.00
XXXII Rural Development (RV)	94.52	85.15	79.06	81.65	19.31	1	23,273.18	4,494.05
XXXIX Information Technology and Communications (CV)	NA	NA	103.05	61.58	0.00	1	102.80	0.00

Source: Appropriation Accounts of respective years.

(CV: Capital Voted, RV: Revenue Voted, LV: Loans Voted, RC: Revenue Charged, CC: Capital Charged)

Low utilisation of budget under the grants relating to Major Irrigation (XXXIII), Roads and Buildings (XI) which pertain mainly to capital expenditure in the state, affects infrastructure creation. Similarly, underutilisation in the grants relating to Education (XII) and Medical & Health (XVI) affects human development and quality of life in the State.

Underutilisation in grants pertaining to essential and infrastructure creation needs an in-depth analysis by the State Government and initiation of prompt remedial action.

3.11 Excess expenditure and its regularisation

As per Article 204 (3) of the Constitution of India, no money shall be withdrawn from Consolidated Fund of the State except under appropriations made by law passed in accordance with the provisions of this article. As per Article 205 of the Constitution of India, it is mandatory for a State Government to get the excess over a grant/appropriation regularised by the State Legislature.

3.11.1 Excess expenditure in current year

Excess expenditure, over budget provision of ₹ 73,983.26 crore, occurred in five grants and four appropriations during the year, as shown in *Appendix 3.9*.

The excess expenditure under Grant IX – Fiscal Administration, Planning, Surveys and Statistics was mainly on account of repayment of Ways and Means Advances³⁰ (₹ 60,740.83crore) to the Reserve Bank of India and under Loans section.

³⁰Total Budget Provision: NIL and Expenditure during the year: ₹60,740.83 crore

3.11.2 Persistent Excess expenditure in certain grants

Cases of excess expenditure are reported every year through Audit Reports on State Finances. There was, however, a grant in which excess expenditure has occurred persistently during the last five years as shown in **Table 3.11**.

Table 3.11: Grant/Appropriation with persistent excess during the period 2015-20

No. and Name of the Grant/Appropriation	Amount of Excess				
	2015-16	2016-17	2017-18	2018-19	2019-20
IX-Fiscal Administration, Planning, Surveys and Statistics (PDC)	33,357.36 #	1,568.14	47,071.84 #	62,397.00 #	65,947.90 [#]

Source: Appropriation Accounts of respective years; PDC-Public Debt Charged [#]Including excess on account of Ways and Means Advance of ₹ 31,602.66 crore during 2015-16, ₹ 44,130.29 crore in 2017-18, ₹ 58,229.01 in 2018-19 and ₹ 60,740.83 crore in 2019-20 respectively.

Persistent excess expenditure over grants approved by the State Legislature is in violation of the will of the Legislature and the basic principle of democracy that not a rupee can be spent without the approval of the House of the People/State Legislative Assembly, and therefore, need to be viewed seriously. It is pertinent to note that the persistent excess has mainly occurred in Finance Department, primarily on account of seeking Ways and Means Advances. Government needs to estimate its resources more realistically and manage its expenditure judiciously and ensure that prior Legislative sanction is obtained for anticipated requirement of additional funds.

3.11.3 Regularisation of excess expenditure of previous financial years

As per Article 205 of the Constitution of India, it is mandatory for a State Government to get the excess over a grant/appropriation regularised by the State Legislature. The excess expenditure is to be regularised after discussion of the Appropriation Accounts by the Public Accounts Committee (PAC). For this purpose, the Departments concerned are required to submit Explanatory Notes for excess expenditure to the PAC through Finance Department.

The excess expenditure over the allocation amounting to ₹ 1,66,510.23 crore pertaining to the years from 2004-05 to 2018-19 was yet to be regularized as detailed in **Table 3.12**. Grant wise details are given in **Appendix 3.10**.

Table 3.12: Excess expenditure relating to previous years requiring regularisation

Year	Number of		Amount of Excess over Provision (₹ in crore)
	Grants	Appropriation	
2004-05	5	1	14.83
2005-06	10	3	585.82
2006-07	7	1	198.72
2007-08	7	3	201.30
2008-09	11	3	709.24
2009-10	10	2	109.74
2010-11	11	5	867.54
2011-12	5	2	188.59
2012-13	5	1	275.63

After bifurcation of the State, an excess expenditure of ₹ 1,62,828.70 crore pertaining to the years 2014-15 to 2018-19 occurred which was yet to be regularized. Explanatory Notes (ENs) were furnished for only an amount of ₹ 51,677.74 crore against ₹ 1,62,828.70 crore by the concerned Administrative Departments/Finance

2013-14	4	1	530.12
2014-15	26	2	13,134.68
2015-16	15	2	36,856.98
2016-17	4	1	1,686.83
2017-18	3	2	47,144.53
2018-19	2	2	64,005.68
Total	126	31	1,66,510.23

Department to Audit for excess expenditure requiring regularisation relating to the years 2014-15 to 2018-19 as detailed in *Appendix 3.11*.

Source: Appropriation Accounts of respective years

The PAC had discussed and recommended (February 2019) regularisation of the excess expenditure partially for the years 2014-15 and 2015-16 for an amount ₹ 272.91 crore and ₹ 55.98 crore respectively under Article 205 of the Constitution.

State Government replied that, the Finance Department was rigorously following up with the administrative departments and had brought down the arrears by four years. Further, it was also assured that, Explanatory Notes would be submitted for the excess expenditure incurred during 2017-18 and 2018-19.

3.12 Review of selected Grants

Two grants viz., (i) Home Administration and (ii) Information and Public Relations were selected for detailed audit scrutiny to ascertain compliance with budgeting processes, utilization of funds, expenditure control mechanisms and implementation of schemes/programmes within these grants. Audit findings in this regard are discussed below:

3.12.1 Budget and Expenditure trends

Details of budgetary provisions, actual expenditure and savings/ excess in these grants during the years 2015-16 to 2019-20 are given in **Table 3.13**.

Table 3.13: Expenditure vis-à-vis Budget under ‘Home Administration’ and ‘Information and Public Relations’ Grants during 2015-20

Year	Revenue			Capital		
	B	E	Savings(-)/ Excess(+)	B	E	Savings(-)/ Excess(+)
Home Administration						
2015-16	3,990.31	3,946.57	(-)43.74 (1.10)	253.17	133.10	(-)120.07 (47.43)
2016-17	4,709.72	4,524.28	(-)185.44 (3.94)	336.13	202.34	(-)133.89 (39.83)
2017-18	5,158.71	4,891.15	(-)267.56 (5.19)	359.67	212.33	(-)147.34 (40.97)
2018-19	5,654.30	5,462.93	(-)191.37 (3.38)	813.03	175.68	(-)637.35 (78.39)
2019-20	6,936.49	6,042.81	(-)893.68 (12.88)	526.98	314.19	(-)212.79 (40.38)
Information and Public Relations						
2015-16	165.62	168.94	(+)3.32 (2.00)	-	-	-
2016-17	173.98	125.86	(-)48.12 (27.66)	-	-	-
2017-18	201.77	183.74	(-)18.03 (8.94)	3.00	2.99	(-)0.01(0.33)
2018-19	518.30	184.15	(-)334.15 (64.47)	3.00	-	(-)3.00 (100)
2019-20	187.29	144.99	(-)42.30 (22.59)	1.00	-	(-)1.00 (100)

Source: Appropriation Accounts of respective years, B: Budget {Original (+) Supplementary}, E: Expenditure; Figures in parenthesis indicates percentage of Savings/Excess to budget provision.

Test check of schemes/ programmes under the above grants revealed the following with regard to utilisation of budget/funds provided for the year 2019-20.

3.12.2 Home Administration

(i) Surrender of Entire Provision

In respect of schemes listed in **Table 3.14**, entire provision amounting to ₹ 8.49 crore was Surrendered/Re-appropriated without incurring any expenditure.

Table 3.14: Details of schemes where entire provision was surrendered

(₹ in crore)

Sl. No.	Head of Account and description	Total Budget	Re-appropriation/ Surrender	Reasons for surrender of entire provision
1.	2055-00-101-07-Criminal Investigation and Vigilance-NIRBHAYA - Mahila Police Volunteers	6.39	6.39	Specific reasons have not been intimated.
2.	2235-60-200-08-Rehabilitation of Ex-Servicemen	0.10	0.10	Specific reasons have not been intimated.
3.	4055-00-207-19-State Police-Construction of Buildings under Commissioner of Police, Vijayawada City	2.00	2.00	Specific reasons have not been intimated.
Total		8.49	8.49	

Source: Grant Audit Register (GAR) prepared by O/o PAG(A&E)

(ii) Anticipated savings not surrendered before 31st March

As per paragraph 17.2.2 of Budget Manual, controlling officers are to surrender to the finance department all savings anticipated in the Budget under their control as soon as the certainty of non-requirement is known.

However, an amount of ₹1,102.06 crore was surrendered on 31 March 2020 which indicates poor budgetary control.

(iii) Substantial surrenders

Surrender of ₹ 1,099.67 crore occurred in eight cases exceeding ₹10 crore and by 50 per cent or more of the budget provision provided in each case during 2019-20, as indicated in **Table 3.15**.

Table 3.15: Schemes with substantial Surrenders (more than ₹ 10 crore)

(₹ in crore)

Head of Account and description	Total provision	Re-appropriation	Net appropriation	Expenditure	Reasons for surrender
2055-00-800-04- Expenditure in connection with Elections	33.78	30.16	3.62	3.62	
2235-60-200-09- Financial Support to Agri gold Victims	1,150.00	886.01	263.99	263.99	
4055-00-207-04- State Police-Construction of Buildings for	42.50	31.42	11.08	11.08	

Head of Account and description	Total provision	Re-appropriation	Net appropriation	Expenditure	Reasons for surrender
Police Department for Front Offices					Specific Reasons for surrenders had not been intimated
4055-00-207-06- State Police-Construction of Buildings for Grey Hounds Units	25.00	23.16	1.84	1.84	
4055-00-207-11- State Police-Police Communications and Computer Services	27.61	22.73	4.89	4.89	
4055-00-207-15- State Police-Special Infrastructure Scheme(SIS) for up gradation- of Special Intelligence	76.30	73.82	2.47	2.47	
4055-00-207-16- State Police-Nation-wide Emergency Response System (NERS)	11.92	10.42	1.50	1.50	
4055-00-800-05- Construction of buildings for Organisation of Counter Terrorist Operations (OCTOPUS)	23.00	21.95	1.05	1.05	
Total	1,390.11	1,099.67	290.45	290.45	

Source: Grant Audit Register (GAR) prepared by O/o AG(A&E)

3.12.3 Information and Public Relations

(i) Surrender of Entire Provision

In respect of schemes listed in Table 3.16, entire provision amounting to ₹ 24.68 crore was Surrendered/Re-appropriated without incurring any expenditure.

Table 3.16: Details of schemes where entire provision was surrendered

(₹in crore)

Sl. No.	Head of Account and description	Total Budget	Re-appropriation/ Surrender	Reasons for surrender of entire provision
1.	2220-60-101-15- Advertising and Visual Publicity-Digital Media Unit	1.45	1.45	Specific reasons have not been intimated.
2.	2220-60-103-09-Press Information Services-Digitalisation of Old News Papers	0.01	0.01	
3.	2235-60-200-31- Working Journalists Housing Scheme	22.22	22.22	
4.	4220-60-052-06- Purchase of Equipment	1.00	1.00	
Total		24.68	24.68	

Source: Grant Audit Register (GAR) prepared by O/o AG(A&E)

(ii) Anticipated savings not surrendered before 31st March

As per paragraph 17.2.2 of Budget Manual, controlling officers are to surrender to the Finance department all savings anticipated in the Budget under their control as soon as the certainty of non-requirement is known.

However, an amount of ₹ 43.30 crore was surrendered on 31 March 2020 which indicates poor budgetary control.

(iii) Substantial surrenders

Surrender of ₹ 30.10 crore occurred in six cases exceeding 50 per cent or more of budget provision provided in each case, as indicated in **Table 3.17**.

Table 3.17: Schemes with substantial Surrenders

(₹ in crore)					
Head of Account and description	Total provision	Re-appropriation	Net appropriation	Expenditure	Reasons for surrender
2220-60-003-05- Research and Training in Mass Communication- Purchase of Books	7.12	4.29	2.83	2.83	Specific Reasons for surrenders had not been intimated
2220-60-101-15- Advertising and Visual Publicity- Digital Media Unit	1.45	1.45	0	0	
2220-60-103-08- Press Information Services- Press Academy of Andhra Pradesh	1.30	1.14	0.16	0.16	
2220-60-103-09- Press Information Services- Digitalisation of Old News Papers	0.01	0.01	0	0	
2235-60-200-31- Working Journalists Housing Scheme	22.22	22.22	0	0	
4220-60-052-06- Purchase of Equipment	1.00	1.00	0	0	
Total	33.10	30.10	3.00	3.00	

Source: Grant Audit Register (GAR) prepared by O/o PAG(A&E)

3.13 Conclusion

Government of Andhra Pradesh tabled the supplementary budget estimates for the financial year 2019-20 in the State Legislature in June 2020, that is, after the closure of the financial year and after the funds provided in supplementary estimates have been expended. This is not an acceptable practice, as it violates the provisions of the Constitution of India, undermines the principle of legislative sanction and control over budget and encourages financial indiscipline in management of public resources.

Sound budgetary management requires advance planning and accurate estimation of revenues and expenditure. There were instances of incurring excess expenditure or

large savings with reference to provisions made during the year, which point to flaws in expenditure monitoring and control. A majority of Controlling Officers did not explain the reasons for variations in expenditure vis-à-vis allocations, to the Principal Accountant General (A&E), which affects the accountability mechanism of Government and weakens legislative control over expending public finances.

Persistent excess expenditure over grants approved by the State Legislature is violative of the will of the Legislature and needs to be viewed seriously. There has been a persistent excess over authorisation during the last five years on account of seeking Ways and Means Advances beyond anticipated levels. Government needs to estimate its resources more realistically and manage its expenditure judiciously and ensure that prior Legislative sanction is obtained for anticipated requirement of additional funds. Despite flagging this issue every year over the last five years, the State Government had failed to take corrective measures in this regard.

3.14 Recommendations

- 1. State Government should ensure scrupulous compliance with Constitutional provisions relating to Legislative authorisation of expenditure.*
- 2. State Government needs to formulate a realistic budget based on reliable assumptions of the needs of the Departments and their capacity to utilise the allocated resources. Departments need to be cautioned against persistent savings; and their budgets should be reviewed and varied in accordance with their ability to absorb the allocations.*
- 3. An appropriate control mechanism needs to be instituted by the Government to enforce proper implementation and monitoring of budget to ensure that savings are curtailed, large savings within the Grant/ Appropriation are controlled, and anticipated savings are identified and surrendered within the specified time frame.*
- 4. Controlling Officers need to be made aware of their responsibility to explain the variation in expenditure from the allocation, to facilitate proper analysis of budget and preparation of meaningful Appropriation Accounts.*