

**Appendix 1.2.1**  
**Audit conducted during 2016-17 under Social Sector**

(Reference: Paragraph 1.2)

(₹ in lakh)

Name of the Unit	Expenditure of the unit (i.e. expenditure of the unit for the financial year for which audit conducted)				
	2012-13	2013-14	2014-15	2015-16	2016-17
Member Secretary, Sikkim State Illness Assistance Fund	-	26.44	25.31	62.42	-
Principal, District Institute of Education and Training (DIET)	-	123.70	141.36	143.62	-
Principal, Government Law College, Burtuk	-	165.68	134.84	163.13	-
Principal, Sikkim Government College, Tadong	-	884.89	828.32	823.43	-
Principal, VTI (VTIP), Rangpo	-	-	-	204.79	-
Director, North Eastern Region Capital City Development Investment Programme (SIPMIU)	-	-	-	1425.16	-
Mission Director, NRHM, Gangtok	-	-	4843.00	5119.00	-
Commissioner-cum-Secretary, Social Justice and Empowerment Department (Welfare Division)	-	-	-	2968.50	-
Commissioner-cum-Secretary, Social Justice and Empowerment Department (Social Welfare Division)	-	-	-	3679.18	-
Commissioner-cum-Secretary, Social Justice and Empowerment Department (Women and Child Welfare)	-	-	-	2540.66	-
Director, Directorate of Technical Education, HRDD	-	-	56.24	66.00	-
Member Secretary, Sikkim Protection of Child Right	-	-	81.99	38.81	-
Block Development Officer, BAC, Namchi	-	-	129.68	156.76	-
Director General-cum-Secretary, Health Care, Human Service and Family Welfare Department	-	-	-	-	11930.65
Project Director, Sikkim Urban Development Agency (SUDA), Gangtok	-	-	726.00	314.00	-
Principal Secretary, Human Resource Development Department	-	-	-	-	9738.50
Medical Superintendent, STNM Hospital, Gangtok	-	-	-	165.15	-
Project Director, Sikkim State Aids Control Society	-	-	-	602.37	-
Block Development Officer, BAC Nandok	-	-	640.68	598.35	-
Block Development Officer, BAC Sikkip	-	-	455.26	265.86	-
Block Development Officer, Ravangla	-	-	593.41	439.75	-
Secretary, Cultural Affairs and Heritage Department	-	-	-	-	583.48
Block Development Officer, BAC, Ranka	-	-	333.82	241.96	-
Block Development Officer, BAC, Passingdong	-	-	287.94	407.75	-
Block Development Officer, BAC, Mangan	-	-	1123.99	1044.65	-
Secretary, Ecclesiastical Affairs Department	-	-	-	386.62	-
Block Development Officer, BAC, Rakdong Tintek	-	-	983.83	966.68	-
Block Development Officer, BAC, Barapathing	-	-	495.19	415.24	-
PCE-cum-Secretary, UDHD	-	-	-	7914.11	-
<b>Total</b>	-	<b>1,200.71</b>	<b>11,880.86</b>	<b>31,153.95</b>	<b>22,252.63</b>

**Appendix 2.2.1**  
**Audit conducted during 2016-17 under Economic Sector**  
(Reference: Paragraph 2.2)

(₹ in lakh)

Name of the Unit	Expenditure of the unit (i.e. expenditure of the unit for the financial year for which audit conducted)				
	2012-13	2013-14	2014-15	2015-16	2016-17
CEO, Sikkim Livestock Development Board	-	47.09	108.81	46.37	-
PCE-cum-Secretary, Accelerate Irrigation Benefit Programme	-	-	-	850.00	-
District Project Manager, North Eastern Livelihood Project (World Bank funded), Jorethang	-	-	-	1282.21	-
District Project Manager, North Eastern Livelihood Project (World Bank Funded), Gyalshing	-	-	-	1436.40	-
Commissioner-cum-Secretary, Co-operation Department	-	-	-	1096.92	-
Commissioner-cum-Secretary, Mines, Mineral and Geology Department	-	-	-	369.93	-
Secretary, Food and Civil Supplies and Consumer Affairs	-	-	2784.22	1691.94	-
Project Director, North Eastern States Roads Investment Programme (NERIP), Roads and Bridges Department	-	-	-	3183.58	-
Joint Registrar (South), Co-operation Department	-	-	143.24	142.45	-
Member Secretary, Sikkim Biodiversity Board	-	-	-	4.08	-
Joint Registrar (West), Co-operation Department	-	-	126.10	125.62	-
Jt. Registrar (North), Co-operation Department	-	-	75.94	77.03	-
Principal, Institute of Hotel Management (IHM), Sajong	-	1438.01	314.16	261.00	-
Commissioner-cum-Secretary, Excise (Abk) Department (Expenditure)	-	-	683.00	539.00	-
Commissioner-cum-Secretary, Food Security and Agriculture Development Department	-	-	-	2806.00	-
Project Director, South Asian Infrastructure Tourism Development Project, Tourism Department	-	-	-	967.79	-
PCCF-cum-Principal Secretary, Environment and Soil Conservation Circle, Forest Environment and Wild Life Management Department (FEWMD)	-	-	-	683.31	-
PCCF-cum-Principal Secretary, (Territorial), FEWMD	-	-	1323.69	1397.52	-
Sikkim Renewable Development Agency (SREDA)	-	-	-	256.02	-
PCCF-cum-Principal Secretary, Wild Life Circle, FEWMD	-	-	-	185.71	-
Director, Sikkim Rural Development Agency (SRDA)	-	-	321.49	468.22	-
Director, Himalayan Zoological Park, FEWMD	-	-	86.83	87.40	-
Director, State Institute of Rural Development, (SIRD)	-	-	-	458.61	-
Project Director, Japan International Corporation Agency (JICA), FEWMD	-	-	-	1888.16	-
CEO, Sikkim Khadi and Village Industries Board	-	-	320.89	352.95	-
Divisional Engineer (West), Water Resource and River Development Department (WRRDD)	-	-	97.50	128.42	-
Divisional Engineer, Jorethang, WRRDD	-	-	137.00	598.00	-
Divisional Engineer (West), WSPHED	-	-	52.00	130.00	-
Divisional Engineer (West), BHD	-	-	-	96.09	-
Secretary, Animal Husbandry, Livestock and Fisheries Development Department (AHLFDD)	-	-	-	1088.39	-
Secretary, Transport Department (MVD), Expenditure	-	-	478.00	559.00	-
Director, Directorate of Fisheries, AHLFDD	-	-	-	107.38	-
PCE-cum-Secretary, WSPHED	-	-	-	6315.00	-
Secretary-cum-Chief Executive Officer, PMGSY, RMDD	-	-	-	12604.00	-
Nodal Officer, State Compensatory Afforestation Fund Management and Planning Authority (CAMPA)	-	940.01	1383.01	590.46	-
Secretary, RMDD	-	-	-	29794.87	-
PCE-cum-Secretary, Building and Housing Department	-	-	-	3299.25	-
<b>Total</b>	<b>-</b>	<b>2,425.11</b>	<b>8,435.88</b>	<b>75,969.08</b>	<b>-</b>

**Appendix 2.3.1**  
**Components of NRDWP, purpose, distribution of allocation and Centre-State sharing pattern**

(Reference: Paragraph no 2.3.1)

(₹ in crore)

Sl. No.	Component	Purpose	Distribution of State NRDWP allocation	Centre-State sharing pattern	Funds available	Expenditure
1	Coverage	For providing safe and adequate drinking water supply to unserved, partially served and slipped back habitations.	47 per cent	90:10	104.82	121.32
2	Water Quality	For providing safe drinking water to quality affected habitations.	20 per cent	90:10		
3	Operation and Maintenance	For expenditure on running, repair and replacement cost of drinking water supply projects.	15 per cent (Maximum)	90:10	19.15	5.16
4	Sustainability	To achieve drinking water security at the local level through sustainability of sources and systems.	10 per cent (Maximum)	100:0	12.76	10.03
5	Support Activity	Support activities like Water and Sanitation Support Organisation (WSSO), District Water and Sanitation Mission (DWSM), Block Resource Centres (BRCs), Information, Education and Communication (IEC), Human Resource Development (HRD), Management Information System (MIS) and computerisation, Research and Development (R&D), etc.	5 per cent	100:0	2.80	2.66
6	Water Quality Monitoring and Surveillance	For monitoring and surveillance of water quality in habitations at field level and for setting-up, upgrading Laboratories at State, District and Sub-district levels.	3 per cent	100:0	1.73	1.63
<b>Total</b>			<b>100 per cent</b>			

**Appendix 2.3.2**

(Reference: Paragraph 2.3.6)

**Districts, blocks, GPs and habitations sampled/selected for performance Audit on NRDWP**





State	Name of selected			Total no of Habitations in the GP	No. of Habitations selected/test checked	Name of habitations test checked
	District	Block	Gram Panchayat			
S I K K I M	E A S T	G A N G T O K	Khamdong	15	4	Thansing -1 Thansing -2 L. Khamdong-1 Upper Khamdong -2
			Sirwani	21	4	Lower Chisopani -3 Tinik -1 Tinik -2 Upper Chisopani - 1
			Beyong	16	4	Beyong 1 Beyong 2 Pheyong 1 Pheyong 2
		P A K Y O N G	Chalamthang	26	4	Chalamthang 1 Chalamthang 2 West Dikling 1 Pacheykhani 1
			Taza	19	4	Titribotey 1 Titribotey 2 Dugalakha 1 Dugalakha 2
			Bering	8	4	Bering 1 Bering 2 Lower Tareythang 1 Lower Tareythang 2
		R O N G L I	Chujachen	10	4	Lungchok 1 Lungchok 2 Sungdong 1 Sungdok 2
			Budang	8	4	Kamarey 1 Kamarey 2 Kamarey 3 Lower Pachak 1
		S O U T H	N A M C H I	Sadam	19	4
	Turuk			14	4	Panchgarey 1 Lower Ramabong 1 Upper Ramabong 1 Mangalbarey 2
	Namthang			12	4	Lower Maneydara 1 Nalam Kolbong 1 Nalam Kolbong 2 Palitam
	R A B O N G L A		Sripatam	13	4	Upper Gagyong 1 Upper Gagyong 2 Namphok 1 Namphok 2
			Niya Manzing	19	4	Lower Mangzing 1 Upper Mangzing 1 Lower Niya 1 Lower Niya 2
	N O R T H	M A N G A N	Kabi	11	4	Rangpa 1 Rangpa 2 Tingda 1 Tingda 2
			Navey	10	4	Navey Pachey Penlong 1 Penlong 2
	<b>3 Districts</b>	<b>6 Blocks</b>	<b>15 GPUs</b>	<b>221</b>	<b>60</b>	





**Appendix 2.3.3**  
**PAC's recommendations, Action taken and present status in respect of Performance Audit on Accelerated Rural Water Supply Programme in Sikkim featured in Audit Report 2007-08**

*(Reference: Paragraph 2.3.7)*

Sl. No.	Gist of the para	PAC's recommendations	Action Taken Notes	Present status
1	Inconsistent data on coverage of habitations.	The Committee observed that the Department should initiate immediate steps to set its records right to sort out the inconsistencies relating to the number of habitations, category of habitations, status and progress of coverage of habitations and also ensure proper reconciliation of figures between the Department and the AG Audit	The Department has since overhauled the old system of maintaining all records related to the number of habitation, category of habitations, status and progress and habitation coverage. The GoI from 2010-11 has rechristened the ARWSP to NRDWP and online data entry of all physical and financial progress has since been made mandatory. Since computerised, the new process automatically indicates wrong entries and mistakes ensuring clarity and correctness of all online data whether it relates to the different category of habitation, physical targets or financial achievement.	The Department had rectified the habitation figures (2,084) from 2013-14 onwards. However, prior to that the figures were not rectified and IMIS in 2012-13 showed 2,498 habitations.
2	Quality of water treatment	O&M of water supply assets created under ARWSP are as important as their very functioning in the overall service of providing safe drinking water to the village populace. It is not known for certain whether the PRIs left alone could be held responsible for their O&M. the Committee therefore, observes that the Department should be able to provide adequate technical support/proper trainings to the concerned PRIs so that proper upkeep and maintenance of such vital assets are ensured in future.	To ensure drinking water quality and its treatments, the Department has since set up fully equipped Water Testing Laboratories, one at Karfectar for South/West and other at Tadong for North/East. Besides the two Water Testing Laboratories, the Department has also installed electro chlorinators in all the BDOs and few Panchayats to facilitate end user and beneficiaries to collect without any cost sodium hypochloride solution which is a very effective disinfectant and ensures portability of water. In addition, GoS have distributed 6,400 tera filters to further facilitate purification of drinking water of household level. Since the ownership of the ARWSP is with the Department, PRIs are assured a full support and hand holding assistance in the operating and maintaining of the water supply infrastructure at all times. The Department has also been organizing workshop and training for the PRI at regular intervals in the SIRD, Karfectar as a part of IEC and HRD submission activities of the RWS Programme.	Audit observed shortfall in equipment in both the District Laboratories ( <b>Para-3.9.3.6</b> ). Defunct/idling of electro chlorinators ( <b>Para-2.9.3.3 (d)</b> ). Audit also observed non-fixation of targets, shortfall in imparting training as per guidelines during 2012-17. ( <b>Para-2.9.3.5 (c)</b> ).

**Appendix 2.3.4**  
**Delay in completion of schemes**  
(Reference: Paragraph 2.3.9.3.1)

<b>Image 2.1.1</b>		
	Name of work:	Augmentation of RWSS from Raley Khola to Lower Passi, South Sikkim
	Sanctioned cost:	₹ 22 lakh
	Name of contractor:	Smt. Dil Maya Tamang
	Date of commencement:	July 2014
	Due date of completion:	May 2015
	Expenditure incurred:	Nil
	Reasons for delay:	Non-issue of materials from Store in time.
<b>Image 2.1.2</b>		
	Name of work:	Augmentation of RWSS from Dahal Dara source to L/Maney Dara, South Sikkim
	Sanctioned cost:	₹ 15 lakh
	Name of contractor:	Shri. Yadhunath Mishra
	Date of commencement:	December 2014
	Due date of completion:	June 2015
	Expenditure incurred:	Nil
	Reasons for delay:	Financial problem of the contractor.
<b>Image 2.1.3</b>		
	Name of work:	Augmentation of RWSS at Upper and Lower Pepthang, South Sikkim
	Sanctioned cost:	₹ 81 lakh
	Name of contractor:	M/s Lingmoo Co-op. Society Ltd.
	Date of commencement:	August 2013
	Due date of completion:	July 2014
	Expenditure incurred:	₹ 14 lakh
	Reasons for delay:	Non-issue of materials from Store in time and non-release of RA bill payment.
<b>Image 2.1.4</b>		
	Name of work:	Augmentation of RWSS at U/Poklok under Borong Phamtam, South Sikkim
	Sanctioned cost:	₹ 111.79 lakh
	Name of contractor:	M/s Poklok Educated Unemployed Co-op. Society Ltd.
	Date of commencement:	December 2012
	Due date of completion:	November 2013
	Expenditure incurred:	₹ 77.08 lakh
	Reasons for delay:	Non-issue of materials from Store.

<p style="text-align: center;"><b>Image 2.1.5</b></p> 	<p>Name of work:</p>	<p>Augmentation of RWSS at Nim Khola source to Dhajey Gaon at Mangthang, East Sikkim</p>
	<p>Sanctioned cost:</p>	<p>₹ 15 lakh</p>
	<p>Name of contractor:</p>	<p>M/s Mangthang Mens' Labour Co-op. Society Ltd.</p>
	<p>Date of commencement:</p>	<p>February 2014</p>
	<p>Due date of completion:</p>	<p>August 2014</p>
	<p>Expenditure incurred:</p>	<p>₹ 4.21lakh</p>
	<p>Reasons for delay:</p>	<p>Work stalled since February 2015 due to non-issue of materials from Store.</p>
<p style="text-align: center;"><b>Image 2.1.6</b></p> 	<p>Name of work:</p>	<p>Augmentation of RWSS at Lower Kheseey, East Sikkim</p>
	<p>Sanctioned cost:</p>	<p>₹ 34.70 lakh</p>
	<p>Name of contractor:</p>	<p>M/s Women's Labour Co-op. Society Ltd.</p>
	<p>Date of commencement:</p>	<p>March 2014</p>
	<p>Due date of completion:</p>	<p>September 2014</p>
	<p>Expenditure incurred:</p>	<p>₹ 15.13 lakh</p>
	<p>Reasons for delay:</p>	<p>Work stalled since September 2015 due to contractor's negligence.</p>
<p style="text-align: center;"><b>Image 2.1.7</b></p> 	<p>Name of work:</p>	<p>Augmentation of RWSS at Tumin Khola source to Raley Village, East Sikkim</p>
	<p>Sanctioned cost:</p>	<p>₹ 109.83 lakh</p>
	<p>Name of contractor:</p>	<p>M/s Contractor's Co-op. Society Ltd.</p>
	<p>Date of commencement:</p>	<p>June 2013</p>
	<p>Due date of completion:</p>	<p>March 2014</p>
	<p>Expenditure incurred:</p>	<p>₹ 42 lakh</p>
	<p>Reasons for delay:</p>	<p>Non-payment of value of work done.</p>
<p style="text-align: center;"><b>Image 2.1.8</b></p> 	<p>Name of work:</p>	<p>Augmentation of RWSS at Dong source to lower Rey Mindu, East Sikkim</p>
	<p>Sanctioned cost:</p>	<p>₹ 34.70 lakh</p>
	<p>Name of contractor:</p>	<p>M/s Labour Co-op. Society Ltd.</p>
	<p>Date of commencement:</p>	<p>August 2014</p>
	<p>Due date of completion:</p>	<p>March 2015</p>
	<p>Expenditure incurred:</p>	<p>₹ 11 lakh</p>
	<p>Reasons for delay:</p>	<p>Non-availability of pipes.</p>
<p style="text-align: center;"><b>Image 2.1.9</b></p> 	<p>Name of work:</p>	<p>Augmentation of RWSS at Ward No.8 Ajitgaon, East Sikkim</p>
	<p>Sanctioned cost:</p>	<p>₹ 32.88 lakh</p>
	<p>Name of contractor:</p>	<p>M/s Labour Co-op. Society Ltd.</p>
	<p>Date of commencement:</p>	<p>November 2014</p>
	<p>Due date of completion:</p>	<p>June 2015</p>
	<p>Expenditure incurred:</p>	<p>₹ 8.38 lakh</p>
	<p>Reasons for delay:</p>	<p>Contractor's negligence.</p>

**Appendix 2.3.5**  
**Other issues under coverage component**

(Reference: Paragraph no 2.3.9.3.1)

Sl. No	Name of work	Sanctioned cost (₹ in lakh)	Date of commencement	Scheduled date of completion	Expenditure till August 2017 (₹ in lakh)	Reasons
<b>1. Non – commencement of work</b>						
i.	Augmentation of RWSS from Ahal Gairi to Middle Nandugoan, South Sikkim	15.00	February 14	January 2015	Nil	No reason was either on record or furnished to Audit.
ii.	Augmentation of RWSS at Dhajey Dara and Berbing from Bhalukhop source	22.85	February 15	January 2016	Nil	Due to water supply source dispute as the current water source identified for this work was already catering to another habitation.
iii.	Augmentation of RWSS at Topa Chisopani NH 10 and 16 <sup>th</sup> Mile Chisopani	15.78	2013-14	2014-15	Nil	Due to land dispute for laying of pipes.
Department's response: Department stated (November 2017) that reports from the field had been sought and appropriate action would be taken to complete the work.						
<b>2. Abandoned works</b>						
i.	Augmentation of RWSS at Haldergoan Maneydara at Aritar	21.35	10 March 2011	September 2011	19.43	Reasons for abandonment was not furnished by the Department as the files and other relevant records are missing and also not furnished to audit.
ii.	Augmentation of RWSS at upper Khamdong	25.00	2013-14	-	Nil	Due to non-identification of water source by the department.
iii.	Augmentation of RWSS at Nave source to Malamdara	21.50	-	-	Nil	Due to land dispute for laying of pipes.
iv.	Augmentation of RWSS at Upper Kita and Sorok village from Singhithang source	48.97	August 2014	May 2015	Nil	Due to land dispute for laying of pipes.
v.	Augmentation of RWSS at Sunarajhora to Bahungaon	12.00	July 2014	January 2015	Nil	Due to non-release of running account payment to the contractor by the Department. 85 per cent of work was found completed.
vi.	Augmentation of RWSS at Turkhola source to Shyamdas upper Dwarey ward, South Sikkim	25.07	August 2014	May 2015	Nil	No reasons for abandonment of the work was furnished by the department. However, during joint physical verification it was found that the pipes were missing from the work site which were issued from the departmental stores. 50 per cent of work was found completed.
Department's response: The Department stated (November 2017) that the report from the field had been sought and						



Sl. No	Name of work	Sanctioned cost (₹ in lakh)	Date of commencement	Scheduled date of completion	Expenditure till August 2017 (₹ in lakh)	Reasons
appropriate action would be taken to complete the works.						
<b>3. Partial execution of water supply schemes</b>						
i.	RWSS from Kali Khola to lower Bokrong	30.00	November 2014	July 2015	Nil	<b>Status: 5 per cent complete</b> Due to non-availability of material in time.
ii.	Augmentation of RWSS at Namchom source to Youngang	35.00	February 2014	March 2016	35.00	<b>Status: Complete</b> No provision was made for tapping and laying pipelines from distribution tanks to the households.
iii.	Augmentation of RWSS at Bijaurey-jhora to Baijanath-gaon at lower Suntalay	10.00	March 2017	September 2017	Nil	<b>Status: under progress</b> Work order issued to the contractor for construction of pipelines from source to reservoir only.
Department's response: Department stated (November 2017) that schemes were revised and water pipeline from source to main reservoir along with the construction of tank was being taken up.						
<b>4. Tapping of water from non-perennial sources</b>						
i.	RWSS from Hittidhara to Namphok	30.00	February 2014	August 2014	Nil	<b>Status: 80 per cent complete</b> The identified spring source was not perennial as found during joint physical verification.
ii.	RWSS from Sarkijhora to Chawangaon	10.00	February 2015	August 2015	Nil	<b>Status: Complete</b> Acute shortage discharge of water. As a result sufficient water was not provided to intended beneficiaries
iii.	Augmentation of RWSS from Bhalukhop source to Sangtong	17.50	February 2015	August 2015	Nil	<b>Status: 85 per cent complete</b> Department had failed to identify the perennial source
iv.	Augmentation of RWSS from 7 <sup>th</sup> mile Lingdok to lingdok gaon	9.30	November 2013	August 2014	Nil	<b>Status: 50 per cent complete</b> The source was not perennial as found during joint physical verification.
Department's response: Department stated (November 2017) that the perennial water sources were not available in the dry belt areas and the requirement of water was to be met from seasonal water sources and sources which can cater for almost nine months in a year were taken up. Huge expenditure was required to tap water to these areas from perennials sources which were located far away. Further, roof rain water harvesting structures with storage of rain water which could be utilised during the dry period were being encouraged.						
<b>5. Lack of co-ordination with other State Government departments</b>						
i.	RWSS at Maniram Bhanjyang, South Sikkim	107.74	November 2013	November 2014	30.36 lakh	<b>Status: 60 per cent complete</b> Piped laid alongside 6 Km road was completely damaged due to widening of

**Audit Report for the year ended 31 March 2017**

Sl. No	Name of work	Sanctioned cost (₹ in lakh)	Date of commencement	Scheduled date of completion	Expenditure till August 2017 (₹ in lakh)	Reasons
						road by the Roads & Bridges Department without the knowledge of RM&DD.
ii.	Augmentation of RWSS Kopchey from Tirikhola	30.83	June 2013	February 2014	Nil	<b>Status: 80 per cent complete</b> The work remained stalled since seven months due to interruption and damage of tanks during the construction of Pradhan Mantri Gram Sadak Yojana road.
iii.	RWSS from Chuba source to Kolbong, South Sikkim	46.66	2011-12	March 2014	46.17 lakh	<b>Status: Complete</b> Widening of roads damaged all the pipes and fittings which were along the roadsides.
Department's response: Department stated (November 2017) that the matter to fund the repair work was being pursued with the concerned department.						

**Appendix 2.9.1**  
**Excess payment to contractors on account of excess carriage of haulage**  
*(Reference: Paragraph 2.9)*

Sl.	Name of work	Material	Quantity executed (Cu m.)	Distance hauled (Km.)	Multiplication factor (2 or 2.2) if rate is on per ton basis	Haulage admissible (In cum/ton)	Haulage actually allowed (In cum/ton)	Haulage excess allowed (In cum/ton)	Rate (₹ per cum/ton)	Excess payment made by the Department (₹ in lakh)
1	2		3	4	5	6 (3 x 4 x 5)	7	8 (7-6)	9	10 (8 x 9)
1	RC Rd from Tshalamthang to L/Tareythang	Stone	862.89	24	-	20709.36	45560.49	24851.13	9.19/cum	2.28
		Stone	194.02	24	-	4656.48	10244.22	5587.74	9.19/cum	0.51
2	RC Rd from Maney Sishney to Thoker	Sand	1846.32	40	-	73852.8	107491.69	33638.89	11.51/cum	3.87
3	RC Rd from Temi to Aiefaltar	Sand	12517.41	40	-	500696.4	625870.5	125174.1	9.19/cum	11.51
		Stone	222.98	40	-	8919.2	11149	2229.8	9.19/cum	0.21
4	RC Rd from Yusom to Dubdi	Sand	1013.3	30	-	30399	70931.058	40532.058	11.51/cum	4.67
		Stone	3584.7	30	-	107541	250929.308	143388.308	11.51/cum	16.50
		Sand	245.7	30	-	7371	17198.836	9827.836	11.51/cum	1.13
		Stone	495.42	30	-	14862.6	34679.194	19816.594	11.51/cum	2.28
5	RC Rd from 9 <sup>th</sup> Mile turning - Subuk	Sand	226.63	60	2.00	27195.6	59830.65	32635.05	7.99/ton	2.61
6	Upgrtadation of RC Rd from Nandugoan to Ranigoan	Stone	9461.275	15	2.20	312222.075	591329.688	279107.613	4.20/ton	11.72
		Sand	1290.549	15	2.00	38716.47	44523.941	5807.471	4.20/ton	0.24
		Stone	4314.229	15	2.20	142369.557	161783.588	19414.031	4.20/ton	0.82
		Sand	144.649	15	2.00	4339.47	4990.39	650.92	4.20/ton	0.03
		Stone	568.841	15	2.20	18771.753	21331.538	2559.785	4.20/ton	0.11
7	RC from NSH to L/Paney Phensong	Sand	1086.75	70	2.20	167359.5	208003.95	40644.45	3.93/ton	1.60
		Sand	256.29	70	2.00	35880.6	36393.32	512.72	3.93/ton	0.02
		Stone	981.28	70	2.20	151117.12	153275.47	2158.35	3.93/ton	0.08
<b>Total</b>			<b>39313.233</b>			<b>1666979.985</b>	<b>2455516.831</b>	<b>788536.846</b>		<b>60.19</b>

**Appendix 3.1.1**

**Summarised financial position and working results of Government Companies and Statutory Corporation as per their latest finalised financial statements/accounts as on 30 September 2017**

(Reference: Paragraph 3.1.14)

(₹ in crore)

SI No	Sector/Name of the company	Period of accounts	Year in which accounts finalised	Paid up capital	Loan outstanding at the end of the year	Accumulated Profit (+) / loss (-)	Turnover	Net profit (+) / loss (-)	Net impact of Accounts comments	Capital employed <sup>1</sup>	Return on capital employed	Percentage of return on capital employed	Manpower		
1	2	3	4	5	6	7	8	9	10	11	12	13	14		
<b>A. Working Government Companies</b>															
<b>Agriculture and Allied</b>															
1	Sikkim Poultry Development Corporation Limited (SPDCL)	2008-09	2009-10	0	0	-0.73	0	-0.08	0	0.58	-0.08	0.00	4		
2	Sikkim Hatcheries Limited (SHL)	2008-09	2009-10	0.46	0	-1.67	0.98	-0.14	0	0.33	-0.14	0.00	5		
3	Sikkim Livestock Processing and Development Corporation (SLPDC)	2012-13	2014-15	0.69	0.01	-1.02	0.05	-0.01	0	0.05	-0.01	0.00	3		
<b>Sector wise total</b>				<b>-</b>	<b>-</b>	<b>1.15</b>	<b>0.01</b>	<b>-3.42</b>	<b>1.03</b>	<b>-0.23</b>	<b>0</b>	<b>0.96</b>	<b>-0.23</b>	<b>0.00</b>	<b>12</b>
<b>Finance</b>															
4	Schedule Caste, Schedule Tribe and Other Backward Classes Development Corporation Limited (SABCCO)	2012-13	2015-16	15.81	31.14	-15.26	2.02	-3.91	0	31.69	-2.88	0.00	26		
<b>Sector wise total</b>				<b>15.81</b>	<b>31.14</b>	<b>-15.26</b>	<b>2.02</b>	<b>-3.91</b>	<b>0</b>	<b>31.69</b>	<b>-2.88</b>	<b>0</b>	<b>26</b>		
<b>Infrastructure</b>															
5	Sikkim Industrial Development and Investment Corporation Limited (SIDICO)	2015-16	2017-18	17.14	120.47	8.15	2.41	1.6	0	148.13	1.60	1.08	37		
<b>Sector wise total</b>				<b>17.14</b>	<b>120.47</b>	<b>8.15</b>	<b>2.41</b>	<b>1.6</b>	<b>0</b>	<b>148.13</b>	<b>1.6</b>	<b>1.08</b>	<b>37</b>		
<b>Power</b>															
6	Teesta Urja Limited (TUL)	2015-16	2016-17	2611.5	8534.52	-97.58	0	-6.62	0	11049.64	1100.92	9.96	100		
7	Teestavalley Power Transmission Limited (TPTL)	2016-17	2017-18	355.89	838.84	-6.72	0	-2.71	0	1188.01	101.16	8.52	68		
11	Sikkim Power Investment Corporation Limited (SPICL)	2016-17	2017-18	0.01	2609.15	-547.39	0	-315.1	5.85	2061.77	9.02	0.44	3		
9	Sikkim Power Development Corporation Limited (SPDC)	2016-17	2017-18	20.3	60.16	-83.77	10.54	-9.22	0.53	55.38	-0.27	0.00	73		
<b>Sector wise total</b>				<b>-</b>	<b>-</b>	<b>2987.7</b>	<b>12042.67</b>	<b>-735.46</b>	<b>10.54</b>	<b>-333.65</b>	<b>6.38</b>	<b>14354.80</b>	<b>1210.83</b>	<b>8.44</b>	<b>244</b>
<b>Service</b>															
10	Sikkim Tourism Development Corporation (STDC)	2016-17	2017-18	6.46	0	-1.85	2.6	0.08	4.95	4.61	0.06	1.30	71		

Sl No	Sector/Name of the company	Period of accounts	Year in which accounts finalised	Paid up capital	Loan outstanding at the end of the year	Accumulated Profit (+) / loss (-)	Turnover	Net profit (+) / loss (-)	Net impact of Accounts comments	Capital employed <sup>1</sup>	Return on capital employed	Percentage of return on capital employed	Manpower
<b>Sector wise total</b>		-	-	6.46	0	-1.85	2.6	0.08	4.95	4.61	0.06	1.30	71
<b>Total A (All sector wise working Government companies)</b>		-	-	3028.24	12194.29	-747.84	18.6	-336.11	11.33	14540.19	1209.38	8.32	390
<b>B Statutory Corporations</b>													
<b>Finance</b>													
11	State Bank of Sikkim (SBS)	2015-16	2017-18	0.53	30.94	0.71	147.91	6.79	66.41	57.01	120.50	211.37	400
<b>Sector wise total</b>		-	-	0.53	30.94	0.71	147.91	6.79	66.41	57.01	120.5	211.37	400
<b>Service</b>													
12	State Trading Corporation of Sikkim (STCS)	2015-16	2016-17	1.61	0	4.90	19.13	-1.89	5.68	6.51	-2.13	0.00	81
<b>Sector wise total</b>		-	-	1.61	0	4.90	19.13	-1.89	5.68	6.51	-2.13	0	81
<b>Total B (All sector wise working Statutory corporations)</b>		-	-	2.14	30.94	5.61	167.04	4.9	72.09	63.52	118.37	186.35	481
<b>Grand Total (A+B)</b>		-	-	3030.40	12225.23	-742.23	185.64	-331.21	83.42	14603.71	1327.75	9.09	871
<b>C. Non-working Government Companies</b>													
<b>Manufacturing</b>													
13	Sikkim Jewels Limited (SJL) <sup>2</sup>	2012-13	2013-14	15.25	0	-15.89	0	-1.09	0	0.06	-	0	0
14	Sikkim Times Corporation (SITCO)	2012-13	2013-14	23.49	0	-21.42	0	-2.23	0	2.8	-	0	0
15	Sikkim Precision Industries Limited (SPIL) <sup>3</sup>	2012-13	2013-14	4.39	0	-3.53	0	-0.64	0	0.86	-	0	0
<b>Sector wise total</b>		-	-	43.13	0	-40.84	0	-3.96	0	3.72	0	0	0
<b>Total C (All sector wise non-working Government companies)</b>		-	-	43.13	0	-40.84	0	-3.96	0	3.72	0	0	0
<b>D. Non-working Statutory Corporation</b>													
16	Sikkim Mining Corporation (SMC) <sup>4</sup>	2010-11	2012-13	12.5	0.54	-11.88	0	0	0	1.16	0	0	0
<b>Sector Wise Total</b>		-	-	12.5	0.54	-11.88	0	0	0	1.16	0	0	0
<b>Total D</b>		-	-	12.5	0.54	-11.88	0	0	0	1.16	0	0	0
<b>Grand Total (A+B+C+D)</b>		-	-	3086.01	12225.77	-794.95	185.64	-335.17	83.42	14608.59	1327.75	9.09	871

<sup>1</sup> Capital employed represents shareholders' funds plus long term borrowings

<sup>2</sup> Companies at C-13 and C-14 had been closed down by GoS w.e.f 30.04.2011. The Assets of these companies had been disposed of and the sales proceeds remitted to Commerce & Industries, GoS on 31.12.2012. The audit of accounts and transaction pertaining to these two companies had been entrusted to this office upto 2016-17

<sup>3</sup> Company at Serial no.C-15 had been closed down by GoS w.e.f 30.04.2011. The Assets of the company had been disposed of and the sale proceeds remitted to Commerce and Industries, GoS on 31.12.2012. The audit of accounts and transactions pertaining to the company had been entrusted to this office upto 2017-18.

<sup>4</sup> Department of Mines, Mineral and Geology, GoS has approved liquidation of SMC and waiver of it liabilities of ₹ 6.85 crore vide notification dated 06.10.2016. The audit of accounts and transactions pertaining to SMC had been entrusted to this office upto 2016-17.

**Appendix 4.10.1**  
**Short assessment of electricity consumption: Bulk Supply (LT) 2014-16 (Gangtok)**  
*(Reference: Paragraph 4.10)*

Sl No	Account No	Name of the consumer	Sanctioned Load		Amount billed per month (Minimum Charge @ ₹ 150/ KVA)	Energy consumption as per formula in units #	Per unit charges in ₹	Energy consumption charges in ₹	Short assessment per month in ₹	No.of Months Avg consumption was assessed	Total Short assessment (₹ in lakh)
			in KVA	in KW*							
1	112053A010C3001	Grendadiers Nathula Regiment	200.00	160	30000.00	27648	5.40	149299.20	119299.20	23.00	27.44
2	112053A010C3001	Grendadiers Nathula II Regiment	200.00	160	30000.00	27648	5.40	149299.20	119299.20	23.00	27.44
3	112058A010C30001	219 MED Regiment	200.00	160	30000.00	27648	5.40	149299.20	119299.20	23.00	27.44
4	112056A010C30001	24 Rajput VIP HUT	25.00	20	3750.00	3456	5.40	18662.40	14912.40	5.00	0.75
			63.00	50	9450.00	8640	5.40	46656.00	37206.00	11.00	4.09
			100.00	80	15000.00	13824	5.40	74649.60	59649.60	7.00	4.18
5	112057A010C30001	219 MED Regiment Menla Complex	200.00	160	30000.00	27648	5.40	149299.20	119299.20	23.00	27.44
6	112050A010C30001	Second in Commandent 223 MRG	200.00	160	30000.00	27648	5.40	149299.20	119299.20	23.00	27.44
7	112052A010C30001	19.5 Ammunition Depot	63.00	50	9450.00	8640	5.40	46656.00	37206.00	23.00	8.56
8	112001A010C30001	24 Rajput Tanzee Garrison	200.00	160	30000.00	27648	5.40	149299.20	119299.20	23.00	27.44
9	112011A010C30001	F M Transmeter Doordarshan	100.00	80	15000.00	13824	5.40	74649.60	59649.60	12.00	7.16
10	112061A010C30001	Station Engineer Staff Qtrs	150.00	120	22500.00	20736	5.40	111974.40	89474.40	12.00	10.74
11	11205A010C3001	Army Camp 5th Mile	100.00	80	15000.00	13824	5.40	74649.60	59649.60	11.00	6.56
12	112040A010C3001	T58 GREF	200.00	160	30000.00	27648	5.40	149299.20	119299.20	11.00	13.12
13	112049A010C3001	HQ63 MTW BDE P W 908063	200.00	160	30000.00	27648	5.40	149299.20	119299.20	4.00	4.77
14	112049A010C3001	No name available in record	315.00	252	47250.00	43546	5.40	235148.40	187898.40	7.00	13.15
15	112051A010C3001	2nd in Commandent 223 Artelary field	200.00	160	30000.00	27648	5.40	149299.20	119299.20	11.00	13.12
16	10018063A010C3001	Artillery unit	200.00	160	30000.00	27648	5.40	149299.20	119299.20	11.00	13.12
17	10018064A010C3001	Signal bet	100.00	80	15000.00	13824	5.40	74649.60	59649.60	11.00	6.56
18	10018062A010C3001	Wakhook	100.00	80	15000.00	13824	5.40	74649.60	59649.60	11.00	6.56
<b>Total Gangtok Division</b>										<b>277.08</b>	

\* KVA/.80 (PF) # Considering the load factor as 0.24 under public service

**Appendix 4.10.2**  
**Short assessment of electricity consumption: Bulk Supply (LT) 2014-16 (Rongli)**  
*(Reference: Paragraph 4.10)*

Sl No	Name of the consumer	Sanctioned Load		Energy consumption as per formula in units till March 2016 #	Per unit charges in ₹	No. of Months Avg consumption was assessed	Total Short assessment (₹ in lakh)
		in KVA	in KW*				
1	Garrison Engineer 867	100.00	80	13824.00	5.40	24.00	17.92
2	222 Transit Camp	315.00	252	43545.60	5.60	12.00	29.26
3	37 Fd Regd Chhoky Chho	25.00	20	3456.00	5.60	12.00	2.32
4	Environment Park	63.00	50	8640.00	5.60	12.00	5.81
5	AP Salami	63.00	50	8640.00	5.60	12.00	5.81
6	8 Mahar Regiment, Kupup	63.00	50	8640.00	5.60	10.00	4.84
7	Salagari 12 Joak	63.00	50	8640.00	5.60	22.00	10.64
8	Jwalamukhi Signal	100.00	80	13824.00	5.60	24.00	18.58
9	Baba Mandir	25.00	20	3456.00	5.60	24.00	4.64
10	Airtel Tower	25.00	20	3456.00	5.60	12.00	2.32
<b>Short Assessment for Rongli Division</b>							<b>102.14</b>

**Appendix 4.10.3**  
**Short assessment of electricity consumption: Bulk Supply (LT) 2014-16 (Pakyong)**  
*(Reference: Paragraph 4.10)*

Sl. No	Name of the consumer	Sanctioned Load		Energy consumption as per formula in units per month#	2013-14 to 2015-16		2016-17		Total Short assessment for the period 2014- 17 (₹ in lakh)
		in KVA	in KW*		Per unit charges in ₹	No. of Months Avg consumption was assessed	Per unit charges in ₹	No. of Months Avg consumption was assessed	
1	Reliance Telecom Ltd	25.00	20	4320.00	3.00	36	3.20	12	6.32
2	BSNL, Lossing	25.00	20	4320.00	3.00	36	3.20	12	6.32
3	Vodafone Towers	25.00	20	4320.00	3.00	36	3.20	12	6.32
4	Aircell, Basme	25.00	20	4320.00	3.00	36	3.20	12	6.32
5	Telephone Exchange, Pakyong	25.00	20	4320.00	3.00	36	3.20	12	6.32
<b>Total Short Assessment for Pakyong Division</b>									<b>31.60</b>

**Appendix 4.11.1**  
**M/s Golden Cross Pharmaceuticals Pvt Ltd (Pakyong Division)**  
*(Reference: Paragraph 4.11)*

Month	Contracted/ Sanctioned Load in KVA	KVA as per the MDI taken for charging of Fixed Charge	Rate/KVA as per the tariff order in ₹	Fixed charge to be levied (₹ in lakh)	Actual Fixed charges levied (₹ in lakh)	Short assessment (₹ in lakh)
(1)	(2)	(3)	(4)	(5)=(2)x(4)	(6)=(3)x(4)	(7)=(5)-(6)
Apr-14	1875	1725	450	8.44	7.76	0.68
May-14	1875	1725	450	8.44	7.76	0.68
Jun-14	1875	1725	450	8.44	7.76	0.68
Jul-14	1875	1279	450	8.44	5.76	2.68
Aug-14	1875	1220	450	8.44	5.49	2.95
Sep-14	1875	1205	450	8.44	5.42	3.02
Oct-14	1875	1132	450	8.44	5.09	3.35
Nov-14	1875	1132	450	8.44	5.09	3.35
Dec-14	1875	1132	450	8.44	5.09	3.35
Jan-15	1875	1148	450	8.44	5.17	3.27
Feb-15	1875	1146	450	8.44	5.16	3.28
Mar-15	1875	1146	450	8.44	5.16	3.28
Apr-15	1875	1119	475	8.91	5.32	3.59
May-15	1875	959	475	8.91	4.56	4.35
Jun-15	1600	543	475	7.60	2.58	5.02
Jul-15	1600	553	475	7.60	2.63	4.97
Aug-15	1600	100	475	7.60	0.48	7.12
Sep-15	1600	95	475	7.60	0.45	7.15
Oct-15	1600	87	475	7.60	0.41	7.19
Nov-15	1600	94	475	7.60	0.45	7.15
Dec-15	1600	103	475	7.60	0.49	7.11
Jan-16	1600	136	475	7.60	0.65	6.95
Feb-16	1600	166	475	7.60	0.79	6.81
Mar-16	1600	669	475	7.60	3.18	4.42
						<b>102.40</b>

*Note: Levy of fixed charges extracted from demand registers*



**Appendix 4.11.2**  
**M/s Golden Cross Pharmaceuticals Pvt Ltd (Rongli Division)**  
*(Reference: Paragraph 4.11)*

Month	Contracted/ Sanctioned Load in KVA	KVA as per the MDI taken for charging of Fixed Charge	Rate/KVA as per the tariff order in ₹	Fixed charge to be levied (₹ in lakh)	Actual Fixed charges levied (₹ in lakh)	Short assessment (₹ in lakh)
(1)	(2)	(3)	(4)	(5)=(2)x(4)	(6)=(3)x(4)	(7)=(5)-(6)
Apr-14	2500	1190	450	11.25	5.35	5.90
May-14	2500	1210	450	11.25	5.45	5.80
Jun-14	2500	1355	450	11.25	6.10	5.15
Jul-14	2500	1484	450	11.25	6.68	4.57
Aug-14	2500	1628	450	11.25	7.33	3.92
Sep-14	2500	1613	450	11.25	7.26	3.99
Oct-14	2500	1238	450	11.25	5.57	5.68
Nov-14	2500	1311	450	11.25	5.90	5.35
Dec-14	2500	915	450	11.25	4.12	7.13
Jan-15	2500	1084	450	11.25	4.88	6.37
Feb-15	2500	976	450	11.25	4.40	6.85
Mar-15	2500	1188	450	11.25	5.35	5.90
Apr-15	2500	1053	475	11.88	5.00	6.88
May-15	2500	1277	475	11.88	6.07	5.81
Jun-15	2500	1173	475	11.88	5.57	6.31
Jul-15	2500	1009	475	11.88	4.79	7.09
Aug-15	2500	932	475	11.88	4.43	7.45
Sep-15	2500	859	475	11.88	4.08	7.80
Oct-15	2500	761	475	11.88	3.62	8.26
Nov-15	2500	824	475	11.88	3.92	7.96
Dec-15	2500	753	475	11.88	3.58	8.30
Jan-16	2500	984	475	11.88	4.68	7.20
Feb-16	2500	1260	475	11.88	5.99	5.89
Mar-16	2500	1847	475	11.88	8.78	3.10
			<b>Total</b>	<b>277.56</b>	<b>128.90</b>	<b>148.66</b>

*Note: Levy of fixed charges extracted from demand registers*

**Appendix 4.11.3**  
**M/s Pravesh Entreprises (Rongli Division)**  
*(Reference: Paragraph 4.11)*

Month	Contracted/ Sanctioned Load in KVA	KVA as per the MDI taken for charging of Fixed Charge	Rate/KVA as per the tariff order in ₹	Rate/KVA applied for charging Fixed Charge in ₹	Fixed charge to be levied (₹ in lakh)	Fixed charge levied (₹ in lakh)	Short assessment (₹ in lakh)
(1)	(2)	(3)	(4)	(5)	(6)=(2)x(4)	(7)=(3)x(5)	(8)=(5)-(6)
Dec-14	250	200	200	200	0.50	0.40	0.10
Jan-15	250	200	200	200	0.50	0.40	0.10
Feb-15	250	200	200	200	0.50	0.40	0.10
Mar-15	250	200	200	200	0.50	0.40	0.10
Apr-15	250	101	225	150	0.56	0.15	0.41
May-15	250	207	225	225	0.56	0.46	0.10
Jun-15	250	100	175	175	0.44	0.18	0.26
Jul-15	250	100	175	175	0.44	0.18	0.26
Aug-15	250	233	225	225	0.56	0.52	0.04
Sep-15	250	NA	225	NA	0.56	0.34	0.22
Oct-15	250	NA	225	NA	0.56	0.27	0.29
Nov-15	250	NA	225	NA	0.56	0.27	0.29
Dec-15	250	NA	225	NA	0.56	0.27	0.29
Jan-16	250	NA	225	NA	0.56	0.27	0.29
Feb-16	250	NA	225	NA	0.56	0.27	0.29
Mar-16	250	NA	225	NA	0.56	0.48	0.08
							<b>3.22</b>

NA= Not available

Note: Levy of fixed charges extracted from demand registers

**Appendix 5.2.1**  
**Audit conducted during 2016-17 under General Sector**

(Reference: Paragraph 5.2)

(₹ in lakh)

Name of the Unit	Expenditure of the unit (i.e. expenditure of the unit for the financial year for which audit conducted)				
	2012-13	2013-14	2014-15	2015-16	2016-17
Principal Secretary, Employee State Insurance Corporation	-	-	188.70	185.17	-
Principal Secretary, Science Technology and Climate Change Department	-	-	-	209.07	-
Member Secretary, Council of Science and Technology	-	-	-	96.87	-
Secretary, Sikkim Public Service Commission	-	270.13	338.75	309.17	-
District and Session Judge (East), District and Session Court	-	-	411.89	454.81	-
Secretary, High Court Legal Service Authority	-	-	12.00	12.51	-
Additional Director General of Police, Police Check Post	-	-	-	1045.12	-
District and Session Judge (South), District and Session Court, Namchi	-	-	-	307.08	-
Chief Electoral Officer, Election Department	-	-	-	385.91	-
Commandant, 2 <sup>nd</sup> Indian Reserve Battalion (IRB), Pipelay	-	-	-	2432.54	-
District Collector (North), LRDMD	-	-	40.78	34.90	-
District Collector (East), LRDMD	-	-	784.00	934.00	-
Secretary, LRDMD	-	-	-	591.00	-
Relief Commissioner, State Disaster Relief Fund	-	-	-	3796.00	-
Commandant, Sikkim Arm Police, Pangthang	-	-	4279.76	4592.84	-
Additional Director General of Police, Communication and Computers Branch	-	-	-	666.11	-
Commandant, 3 <sup>rd</sup> IRB	-	-	-	2337.42	-
Commandant, 1 <sup>st</sup> IRB Pipelay	-	-	-	3704.92	-
Senior Superintendent of Police, CID, Crime Branch	-	402.00	494.00	558.00	-
Secretary, Sports and Youth Affairs Department	-	-	-	11888.91	-
Secretary, Printing and Stationery Department	-	-	611.73	659.88	-
Superintendent of Police, Reserve Lines	-	1726.46	1827.35	2034.52	-
Senior Superintendent of Police (West)	-	-	1025.68	1108.27	-
Director, Pension, GIS, GPF, FRED	-	280.39	336.64	355.45	-
Director General of Police, Police Department	-	-	-	719.61	-
Dy. Commandant of Police, Home Guard and Civil Defence	-	-	-	252.73	-
Secretary, State Election Commission	-	320.56	244.79	192.11	-
Principal Secretary, Information and Technology Department	-	-	-	132.12	-
Commissioner-cum-Secretary, Raj Bhawan	-	-	-	443.42	-
Commissioner-cum-Secretary, Department of Personal Administrative Reform Training and Public Grievances	-	-	374.86	361.86	-
Registrar General, High Court of Sikkim	-	-	-	942.86	-
Director General-cum-Secretary, Department of Economic, Statistics, Monitoring and Evaluation	-	-	-	1085.63	-
Secretary, Information and Public Relation Department	-	-	-	-	532.42
Secretary, Home Department	-	-	-	2299.00	-
<b>Total</b>	<b>-</b>	<b>2999.54</b>	<b>10970.93</b>	<b>45129.81</b>	<b>532.42</b>

**Appendix 5.3.1**  
**List of implementing departments**  
(Reference: Paragraph 5.3.3)

Sl. No.	Name of departments
1.	Animal Husbandry, Livestock, Fisheries & Veterinary Services Department
2.	Army
3.	Building & Housing Department
4.	Cooperation Department
5.	Directorate of Handloom and Handicraft
6.	Energy & Power Department
7.	Food Security & Agriculture Development Department
8.	Health, Human Services & Family Welfare Department
9.	Horticulture & Cash Crop Development Department
10.	Human Resource Development Department
11.	Water Resources and River Development Department
12.	ITBP
13.	Rajya Sainik Board
14.	Roads & Bridges Department
15.	Rural Management & Development Department
16.	Sports & Youth Affairs Department
17.	SSB
18.	Tourism & Civil Aviation Department
19.	Urban Development & Housing Department
20.	Water Security & Public Health Engineering Department

**Appendix 5.3.2**  
**List of notified border villages**  
*(Reference: Paragraph 5.3.8.3.1)*

Sl. No	Block	District	Border village	Distance of the village from the international border (in km)
1.	Yuksom	West	Yuksom	10.5
2.			Dubdi	12.5
3.			Tingley-I	13.0
4.			Tingley-II	14.4
5.			Tsozo	12.5
6.			Khecheopari	10
7.			Meli	12.5
8.			Melliaching	11.5
9.			Singlitam	10.5
10.			Tingbrum	10.0
11.			Topong	6.0
12.	Gyalshing	West	Singrangpung	5.0
13.			Nambu	9.0
14.			Darap	4.0
15.	Dentam	West	Liching	8.5
16.			Karmatar	2.5
17.			Gayten	7.0
18.			Maneybong	2.5
19.			Sopakha	3.0
20.			Begha	8.5
21.			Mangmoo	7.0
22.	Daramdin	West	Ribdi	10.0
23.			Bhareng	9.0
24.	Chungthang	North	Chungthang	9.5
25.			Shipgyer	11.5
26.			Lachen	10.5
27.			Lachung	8.2
28.	Dzongu- Passingdong	North	Linzah-Tolung	9.8
29.			Sakyong- Pentong	11.5
30.	Gangtok	East	Gnathang	5.5
31.	Rhegu	East	Lingtam	4.5
32.			Phadamchen	2.0
33.			South Rhegu	1.2
34.			North Rhegu	3.0
35.			Rolep	6.5
36.			Lamaten	6.4
37.			Subaneydara	6.5
38.			Singaneybas	3.0
39.			Premlakha	1.5
40.			Dalapchen	5.0
41.			Changeylakha	4.0
	<b>Total = 8</b>	<b>3</b>	<b>41</b>	