

23

Run Date: 30 AUG 2020

# CIVIL ACCOUNTS

Form No. AG 125  
A

OF

THE STATE OF MEGHALAYA

FOR

JUNE 2020

## GENERAL STATEMENT OF ACCOUNTS

Head of Account	Current Month	Progressive
Part I - Consolidated Fund		
Total - Revenue Receipts :	7,01,90,91,566 ✓	20,90,02,98,787
Total - Expenditure met from Revenue :	10,47,15,31,543 ✓	21,15,79,96,640
Total - Capital Account Outside the Revenue Account :	3,50,25,98,781 ✓	3,50,25,98,781
Net Public Debt and Loans and Advances by the State Government	19,75,48,778 ✓	20,31,66,265
Inter State Settlement Account :		
Appropriation of Contingency Fund :		
Net Part I - Consolidated Fund :	-6,75,74,89,980 ✓	-3,55,71,30,369
Net Part II - Contingency Fund :	-35,84,05,076 ✓	-67,04,05,076
Net Part III - Public Account :	6,78,66,12,362	6,49,20,49,334
Total - Transaction :	-32,92,82,694	2,26,45,13,889
Opening Balance :	63,00,68,980	-1,96,37,27,603
Closing Balance :	30,07,86,286	30,07,86,286

Heads of Accounts	Current	Progressive
Part I-Consolidated Fund-		
Receipt Heads (Revenue Account)		
A. Tax Revenue		
(a) Goods and Services Tax		
0005 Central Goods and Services Tax (CGST)	95,78,00,000	3,55,18,00,000
0006 State Goods and Services Tax (SGST)	16,74,08,858	16,74,08,858
<b>Total (a) Goods and Services Tax :</b>	<b>1,12,52,08,858</b>	<b>3,71,92,08,858</b>
(b) Taxes on Income and Expenditure		
0020 Corporation Tax	95,26,00,000	2,79,78,00,000
0021 Taxes on Income Other than Corporation Tax	97,76,00,000	2,69,34,00,000
0028 Other Taxes on Income and Expenditure	41,01,169	83,63,071
<b>Total (b) Taxes on Income and Expenditure :</b>	<b>1,93,43,01,169</b>	<b>5,49,95,63,071</b>
(c) Taxes on Property, Capital and Other Transactions		
0029 Land Revenue	16,08,366	15,88,48,892
0030 Stamps and Registration Fees	95,70,231	1,07,97,731
<b>Total (c) Taxes on Property, Capital and Other Transactions :</b>	<b>1,11,78,597</b>	<b>16,96,46,623</b>
(d) Taxes on Commodities and Services other than Goods and Services Tax		
0037 Customs	20,41,00,000	73,91,00,000
0038 Union Excise Duties	11,60,00,000	46,54,00,000
0039 State Excise	26,51,30,652	73,68,47,454
0040 Taxes on Sales, Trade etc.	37,95,65,532	1,34,10,49,301
0041 Taxes on Vehicles	4,29,08,989	7,16,05,597
0042 Taxes on Goods and Passengers	72,38,083	1,01,31,851
0043 Taxes and Duties on Electricity	13,00,448	26,04,669
0044 Service Tax	23,00,000	69,00,000
0045 Other Taxes and Duties on Commodities and Services	5,15,650	5,54,150
<b>Total (d) Taxes on Commodities and Services other than Goods and Service</b>	<b>1,01,90,59,354</b>	<b>3,37,41,93,022</b>
<b>Total A. Tax Revenue :</b>	<b>4,08,97,47,978</b>	<b>12,76,26,11,574</b>
B. Non-Tax Revenue		
(b) Interest Receipts, Dividends and Profits		
0049 Interest Receipts	62,82,638	1,19,45,738

Heads of Accounts	Current	Progressive
<b>B. Non-Tax Revenue</b>		
<b>(b) Interest Receipts, Dividends and Profits</b>		
Total (b) Interest Receipts, Dividends and Profits :	62,82,638	1,19,45,738
<b>(c) Other Non-Tax Revenue</b>		
<b>(i) General Services</b>		
0051 Public Service Commission		1,040
0055 Police	58,20,935	1,15,79,675
0058 Stationery and Printing	2,840	73,662
0059 Public Works	70,53,315	72,98,914
0070 Other Administrative Services	3,32,57,228	24,36,79,358
0071 Contributions and Recoveries towards Pension and Other Retirement Benefits	12,09,901	35,56,625
0075 Miscellaneous General Services	5,850	5,850
<b>Total(i) General Services :</b>	<b>4,73,50,069</b>	<b>26,61,95,124</b>
<b>(ii) Social Services</b>		
0202 Education, Sports, Art and Culture	79,199	2,09,172
0210 Medical and Public Health	7,55,687	14,18,479
0215 Water Supply and Sanitation	61,12,981	92,80,248
0216 Housing	3,55,498	9,77,563
0217 Urban Development	2,00,500	2,00,500
0220 Information and Publicity	19,900	25,240
0230 Labour and Employment	52,29,513	55,38,566
0235 Social Security and Welfare	18,780	33,030
<b>Total(ii) Social Services :</b>	<b>1,27,72,058</b>	<b>1,76,82,798</b>
<b>(iii) Economic Services</b>		
0401 Crop Husbandry	37,97,142	52,96,501
0403 Animal Husbandry	15,88,028	51,03,072
0404 Dairy Development	51,220	2,08,320
0405 Fisheries	9,300	9,300
0406 Forestry and Wild Life	6,05,14,220	8,36,62,339

Heads of Accounts	Current	Progressive
B. Non-Tax Revenue		
(c) Other Non-Tax Revenue		
(iii) Economic Services		
0425 Co-operation	16,579	17,179
0435 Other Agricultural Programmes	3,08,792	5,95,839
0702 Minor Irrigation	6,32,811	7,90,861
0801 Power	25,000	25,000
0851 Village and Small Industries	9,18,228	10,66,698
0853 Non-ferrous Mining and Metallurgical Industries	13,72,84,456	19,90,17,538
1456 Civil Supplies	1,925	7,697
1475 Other General Economic Services	6,01,780	7,46,950
<hr/>		
Total(iii) Economic Services :	20,57,49,481	29,65,47,294
<hr/>		
Total (c) Other Non-Tax Revenue :	26,58,71,608	58,04,25,216
<hr/>		
Total B. Non-Tax Revenue :	27,21,54,246	59,23,70,954
C.Grants-in-Aid and Contributions		
1601 Grants-in-aid from Central Government	2,65,71,89,342	7,54,53,16,259
<hr/>		
Total :	2,65,71,89,342	7,54,53,16,259
<hr/>		
Total C.Grants-in-Aid and Contributions :	2,65,71,89,342	7,54,53,16,259
<hr/>		
<b>Total - Revenue Heads ( Revenue Account )</b>	<b>7,01,90,91,566</b>	<b>20,90,02,98,787</b>

**CIVIL ACCOUNTS  
OF THE STATE OF MEGHALAYA  
FOR JUNE 2020**

Run Date :

31-AUG-20

Heads of Account	Current	Progressive	
	Amount	Amount	
Expenditure Heads (Revenue Account)			
A. GENERAL SERVICES			
(a) Organs of State			
2011	Parliament/State/Union Territory Legislatures	9,87,13,361	17,43,40,628
2012	President, Vice President/Governor, Administrator of Union Territories	1,52,67,822	3,53,64,885
2013	Council of Ministers	1,26,49,304	2,44,67,110
2014	Administration of Justice	2,99,80,936	8,49,88,874
2015	Elections	1,15,74,769	3,42,03,100
Total (a) Organs of State		16,81,86,192	35,33,64,597
(b) Fiscal Services			
(ii) Collection of Taxes on Property and Capital Transactions			
2029	Land Revenue	1,32,68,925	4,26,95,845
2030	Stamps and Registration	17,55,089	51,09,035
Total(ii) Collection of Taxes on Property and Capital Transactions		1,50,24,014	4,78,04,880
(iii) Collection of Taxes on Commodities and Services			
2039	State Excise	1,83,94,197	4,75,70,918
2040	Taxes on Sales, Trade etc.	2,37,75,793	5,94,57,690
2041	Taxes on Vehicles	1,07,23,718	2,71,60,784
2045	Other Taxes and Duties on Commodities and Services	16,38,444	44,13,308
Total(iii) Collection of Taxes on Commodities and Services		5,45,32,152	13,86,02,700
(iv) Other Fiscal Services			
2047	Other Fiscal Services	4,79,949	13,22,703
Total(iv) Other Fiscal Services		4,79,949	13,22,703
Total (b) Fiscal Services		7,00,36,115	18,77,30,283
(c) Interest payment and servicing of debt			
2049	Interest Payments	64,42,24,649	1,37,79,83,150
Total (c) Interest payment and servicing of debt		64,42,24,649	1,37,79,83,150
(d) Administrative Services			
2051	Public Service Commission	59,04,288	1,28,92,842
2052	Secretariat-General Services	7,66,00,601	22,56,71,571
2053	District Administration	4,48,43,543	11,43,98,856
2054	Treasury and Accounts Administration	3,28,57,245	8,97,66,062
2055	Police	70,00,73,005	2,05,77,07,137
2056	Jails	1,18,65,791	3,12,69,242

**CIVIL ACCOUNTS  
OF THE STATE OF MEGHALAYA  
FOR JUNE 2020**

Run Date :

31-AUG-20

Heads of Account	Current	Progressive
	Amount	Amount
<b>A. GENERAL SERVICES</b>		
(d) Administrative Services		
2058 Stationery and Printing	3,42,41,328	7,92,55,794
2059 Public Works	23,69,33,547	53,89,98,657
2070 Other Administrative Services	8,98,52,262	26,38,00,415
<b>Total (d) Administrative Services</b>	<b>1,23,31,71,610</b>	<b>3,41,37,60,576</b>
(e) Pensions and Miscellaneous General Services		
2071 Pensions and other Retirement Benefits	84,89,92,719	2,36,08,49,637
2075 Miscellaneous General Services	9,02,432	27,76,487
<b>Total (e) Pensions and Miscellaneous General Services</b>	<b>84,98,95,151</b>	<b>2,36,36,26,124</b>
<b>Total A. GENERAL SERVICES</b>	<b>2,96,55,13,717</b>	<b>7,69,64,64,730</b>
<b>B. SOCIAL SERVICES</b>		
(a) Education, Sports, Art and Culture		
2202 General Education	1,62,18,55,128	3,28,61,30,859
2203 Technical Education	1,36,46,639	3,43,89,928
2204 Sports and Youth Services	2,24,40,508	4,25,38,387
2205 Art and Culture	68,40,983	2,00,35,334
<b>Total (a) Education, Sports, Art and Culture</b>	<b>1,66,47,83,258</b>	<b>3,38,30,94,508</b>
(b) Health and Family Welfare		
2210 Medical and Public Health	1,14,58,58,330	2,10,39,89,407
2211 Family Welfare	4,86,17,788	14,41,10,405
<b>Total (b) Health and Family Welfare</b>	<b>1,19,44,76,118</b>	<b>2,24,80,99,812</b>
(c) Water Supply, Sanitation, Housing and Urban Development		
2215 Water Supply and Sanitation	30,42,24,199	51,29,46,114
2216 Housing	5,39,66,585	7,93,95,328
2217 Urban Development	32,96,97,513	36,07,28,281
<b>Total (c) Water Supply, Sanitation, Housing and Urban Development</b>	<b>68,78,88,297</b>	<b>95,30,69,723</b>
(d) Information and Broadcasting		
2220 Information and Publicity	1,05,97,945	2,97,75,122
<b>Total (d) Information and Broadcasting</b>	<b>1,05,97,945</b>	<b>2,97,75,122</b>
(e) Welfare of Scheduled Castes, Scheduled Tribes and Other Backward Classes		
2225 Welfare of Scheduled Castes, Scheduled Tribes, Other Backward Classes and Minorities	30,10,68,000	30,10,68,000
<b>Total (e) Welfare of Scheduled Castes, Scheduled Tribes and Other Backward Classes</b>	<b>30,10,68,000</b>	<b>30,10,68,000</b>

**CIVIL ACCOUNTS  
OF THE STATE OF MEGHALAYA  
FOR JUNE 2020**

Run Date :

31-AUG-20

Heads of Account	Current	Progressive
	Amount	Amount
<b>B. SOCIAL SERVICES</b>		
(f) Labour and Labour Welfare		
2230 Labour, Employment and Skill Development	3,18,08,629	8,75,47,015
Total (f) Labour and Labour Welfare	3,18,08,629	8,75,47,015
(g) Social Welfare and Nutrition		
2235 Social Security and Welfare	3,65,53,483	38,18,86,818
2236 Nutrition	1,62,232	4,94,196
2245 Relief on account of Natural Calamities	20,12,85,936	20,29,74,108
Total (g) Social Welfare and Nutrition	23,80,01,651	58,53,55,122
(h) Others		
2251 Secretariat-Social Services	82,91,011	2,46,35,975
Total (h) Others	82,91,011	2,46,35,975
<b>Total B. SOCIAL SERVICES</b>	<b>4,13,69,14,909</b>	<b>7,61,26,45,277</b>
<b>C. ECONOMIC SERVICES</b>		
(a) Agriculture and Allied Activities		
2401 Crop Husbandry	15,21,11,027	28,22,67,386
2402 Soil and Water Conservation	7,21,00,224	17,63,88,957
2403 Animal Husbandry	9,75,15,752	24,84,08,468
2404 Dairy Development	1,09,00,850	2,44,81,109
2405 Fisheries	1,41,10,658	4,11,53,631
2406 Forestry and Wild Life	9,88,06,146	34,75,16,744
2415 Agricultural Research and Education	2,25,33,610	5,17,97,953
2425 Co-operation	1,84,82,497	5,39,55,364
2435 Other Agricultural Programmes	3,72,76,033	4,67,10,200
Total (a) Agriculture and Allied Activities	52,38,36,797	1,27,26,79,812
(b) Rural Development		
2501 Special Programmes for Rural Development		13,87,50,000
2505 Rural Employment	1,30,57,16,399	2,43,07,16,399
2515 Other Rural Development Programmes	13,81,37,935	28,40,87,687
Total (b) Rural Development	1,44,38,54,334	2,85,35,54,086
(c) Special Areas Programmes		
2575 Special Programmes for Rural Development	4,46,17,152	5,43,72,552
Total (c) Special Areas Programmes	4,46,17,152	5,43,72,552
(d) Irrigation and Flood Control		
2702 Minor Irrigation	9,89,80,644	16,30,78,436

**CIVIL ACCOUNTS  
OF THE STATE OF MEGHALAYA  
FOR JUNE 2020**

Run Date :

31-AUG-20

Heads of Account	Current	Progressive
	Amount	Amount
<b>C. ECONOMIC SERVICES</b>		
<b>(d) Irrigation and Flood Control</b>		
2711 Flood Control and Drainage	3,26,910	7,99,310
<b>Total (d) Irrigation and Flood Control</b>	<b>9,93,07,554</b>	<b>16,38,77,746</b>
<b>(f) Industry and Minerals</b>		
2851 Village and Small Industries	5,75,76,724	15,97,83,234
2852 Industries	84,93,622	2,11,67,476
2853 Non-ferrous Mining and Metallurgical Industries	8,33,89,947	10,50,70,576
<b>Total (f) Industry and Minerals</b>	<b>14,94,60,293</b>	<b>28,60,21,286</b>
<b>(g) Transport</b>		
3054 Roads and Bridges	53,18,39,472	53,18,39,472
<b>Total (g) Transport</b>	<b>53,18,39,472</b>	<b>53,18,39,472</b>
<b>(i) Science Technology and Environment</b>		
3425 Other Scientific Research	19,69,275	29,24,893
<b>Total (i) Science Technology and Environment</b>	<b>19,69,275</b>	<b>29,24,893</b>
<b>(j) General Economic Services</b>		
3451 Secretariat-Economic Services	53,84,70,684	58,05,40,347
3452 Tourism	56,57,687	1,43,22,101
3454 Census Survey and Statistics	1,42,41,271	4,09,27,069
3456 Civil Supplies	1,11,02,631	3,36,50,791
3475 Other General Economic Services	47,45,767	1,41,76,478
<b>Total (j) General Economic Services</b>	<b>57,42,18,040</b>	<b>68,36,16,786</b>
<b>Total C. ECONOMIC SERVICES</b>	<b>3,36,91,02,917</b>	<b>5,84,88,86,633</b>
Total-A.B.C. (Expenditure Heads-Revenue Account)	10,47,15,31,543	21,15,79,96,640



**CIVIL ACCOUNTS  
OF THE STATE OF MEGHALAYA  
FOR JUNE 2020**

Run Date :

31-AUG-20

Heads of Account	Current	Progressive
	Amount	Amount
(Expenditure Heads-Capital Account)		
A. Capital Accounts of General Services		
4059 Capital Outlay on Public Works	32,94,68,958	32,94,68,958
Total	32,94,68,958	32,94,68,958
<b>Total A. Capital Accounts of General Services</b>	<b>32,94,68,958</b>	<b>32,94,68,958</b>
B. Capital Account of Social Services		
(b) Capital Account of Health and Family Welfare		
4210 Capital Outlay on Medical and Public Health	3,36,91,386	3,36,91,386
Total (b) Capital Account of Health and Family Welfare	3,36,91,386	3,36,91,386
(c) Capital Account of Water Supply, Sanitation, Housing and Urban Development		
4215 Capital Outlay on Water Supply and Sanitation	35,94,76,696	35,94,76,696
4216 Capital Outlay on Housing	13,58,089	13,58,089
4217 Capital Outlay on Urban Development	1,75,34,000	1,75,34,000
Total (c) Capital Account of Water Supply, Sanitation, Housing and Urban Development	37,83,68,785	37,83,68,785
<b>Total B. Capital Account of Social Services</b>	<b>41,20,60,171</b>	<b>41,20,60,171</b>
C. Capital Account of Economic Services		
(c) Capital Account of Special Areas Programme		
4552 Capital Outlay on North Eastern Areas	43,00,000	43,00,000
Total (c) Capital Account of Special Areas Programme	43,00,000	43,00,000
(d) Capital Account of Irrigation and Flood Control		
4702 Capital Outlay on Minor Irrigation	22,91,69,646	22,91,69,646
4711 Capital Outlay on Flood Control Projects	4,43,257	4,43,257
Total (d) Capital Account of Irrigation and Flood Control	22,96,12,903	22,96,12,903
(g) Capital Account of Transport		
5054 Capital Outlay on Roads and Bridges	2,51,92,56,180	2,51,92,56,180
Total (g) Capital Account of Transport	2,51,92,56,180	2,51,92,56,180
(j) Capital Account of General Economic Services		
5452 Capital Outlay on Tourism	79,00,569	79,00,569
Total (j) Capital Account of General Economic Services	79,00,569	79,00,569
<b>Total C. Capital Account of Economic Services</b>	<b>2,76,10,69,652</b>	<b>2,76,10,69,652</b>
Total-Expenditure Heads-Capital Account	3,50,25,98,781	3,50,25,98,781

**CIVIL ACCOUNTS  
OF THE STATE OF MEGHALAYA  
FOR JUNE 2020**

**Run Date :**

31-AUG-20

---

Total - Expenditure.(Rev. & Cap.)C.O.	13,97,41,30,324	24,66,05,95,421
---------------------------------------	-----------------	-----------------

---

**CIVIL ACCOUNTS OF THE STATE OF MEGHALAYA  
FOR JUNE 2020**

Run Date 31/08/2020

Heads of Account	Receipt		Payment		
	Current	Progressive	Current	Progressive	
<b>PART III-PUBLIC ACCOUNT</b>					
E. Public Debt					
6003	Internal Debt of the State Government	31,26,18,000	31,26,18,000	12,24,57,100	17,87,36,700
6004	Loans and Advances from the Central Government		98,00,000	2,10,13,469	2,12,20,989
Total E. Public Debt		31,26,18,000	32,24,18,000	14,34,70,569	19,99,57,689
F. Loans and Advances					
(a) Loans for Social Services					
6216	Loans for Housing	4,000	35,500		
Total (a) Loans for Social Services		4,000	35,500		
(b) Loans for Economic Services					
(i) Agricultural and Allied Activities					
6425	Loans for Co-operation		2,160		
Total (i) Agricultural and Allied Activities			2,160		
Total (b) Loans for Economic Services			2,160		
(c) Loans to Government Servants					
7610	Loans to Government Servants etc	2,83,97,347	8,06,68,294		
Total (c) Loans to Government Servants		2,83,97,347	8,06,68,294		
Total F. Loans and Advances		2,84,01,347	8,07,05,954		
Total - E & F C.O.		34,10,19,347	40,31,23,954	14,34,70,569	19,99,57,689
Total- Rev. Head + E & F		7,36,01,10,913	21,30,34,22,741	14,11,76,00,893	24,86,05,53,110
<b>Total-Part I Consolidated Fund</b>		<b>7,36,01,10,913</b>	<b>21,30,34,22,741</b>	<b>14,11,76,00,893</b>	<b>24,86,05,53,110</b>
<b>PART III-PUBLIC ACCOUNT</b>					
NULL (RESERVED FOR 8000)					
8000	Contingency Fund			35,84,05,076	67,04,05,076
Total NULL (RESERVED FOR 8000)				35,84,05,076	67,04,05,076
<b>Total-Consolidated and Contingency Fund</b>		<b>7,36,01,10,913</b>	<b>21,30,34,22,741</b>	<b>14,47,60,05,969</b>	<b>25,53,09,58,186</b>

**CIVIL ACCOUNTS OF THE STATE OF MEGHALAYA  
FOR JUNE 2020**

Run Date 31/08/2020

Heads of Account	Receipt		Payment	
	Current	Progressive	Current	Progressive
<b>PART III-PUBLIC ACCOUNT</b>				
I. Small Savings , Provident Funds, etc.				
(b) State Provident Funds				
8009 State Provident Funds	25,56,98,194	76,42,08,685	15,46,29,517	27,77,75,901
Total (b) State Provident Funds	25,56,98,194	76,42,08,685	15,46,29,517	27,77,75,901
Total I. Small Savings , Provident Funds, etc.	25,56,98,194	76,42,08,685	15,46,29,517	27,77,75,901
J. Reserve Fund				
(a) Reserve Funds bearing Interest				
8121 General and Other Reserve Funds	20,00,00,000	20,00,00,000	20,00,00,000	49,00,00,000
Total (a) Reserve Funds bearing Interest	20,00,00,000	20,00,00,000	20,00,00,000	49,00,00,000
(b) Reserve Funds not bearing Interest				
8222 Sinking Funds		35,94,252		
Total (b) Reserve Funds not bearing Interest		35,94,252		
Total J. Reserve Fund	20,00,00,000	20,35,94,252	20,00,00,000	49,00,00,000
K. Deposit and Advances				
(a) Deposits bearing Interest				
8342 Other Deposits	9,49,74,479	29,12,99,176	9,50,12,070	29,22,49,098
Total (a) Deposits bearing Interest	9,49,74,479	29,12,99,176	9,50,12,070	29,22,49,098
(b) Deposits not bearing Interest				
8443 Civil Deposits	43,63,49,267	2,19,35,65,513	36,24,45,167	72,59,54,217
8449 Other Deposits	8,84,636	24,43,831	15,59,195	23,54,814
Total (b) Deposits not bearing Interest	43,72,33,903	2,19,60,09,344	36,40,04,362	72,83,09,031
(c) Advances				
8550 Civil Advances	2,35,96,231	4,25,24,070	2,35,96,231	4,25,24,070
Total (c) Advances	2,35,96,231	4,25,24,070	2,35,96,231	4,25,24,070
Total K. Deposit and Advances	55,58,04,613	2,52,98,32,590	48,26,12,663	1,06,30,82,199
L. Suspense and Miscellaneous				
(b) Suspense				
8658 Suspense Accounts	-26,23,63,421	1,15,39,60,438	4,11,29,444	4,43,52,974
Total (b) Suspense	-26,23,63,421	1,15,39,60,438	4,11,29,444	4,43,52,974
(c) Other Accounts				
8671 Departmental Balances	25,770	46,422	5,01,306	5,27,178
8672 Permanent Cash Imprest			2,249	2,749
8673 Cash Balance Investment Account	22,64,51,89,711	51,65,29,38,128	19,70,74,86,231	51,96,06,60,325

**CIVIL ACCOUNTS OF THE STATE OF MEGHALAYA  
FOR JUNE 2020**


Run Date 31/08/2020

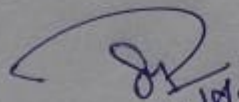
Heads of Account	Receipt		Payment	
	Current	Progressive	Current	Progressive
L. Suspense and Miscellaneous				
(c) Other Accounts				
8675 Deposits with Reserve Bank	58,06,68,18,066	1,41,59,07,97,365	58,06,68,18,066	1,41,59,07,97,365
Total (c) Other Accounts	80,71,20,33,547	1,93,24,37,81,915	77,77,48,07,852	1,93,55,19,87,617
Total L. Suspense and Miscellaneous	80,44,96,70,126	1,94,39,77,42,353	77,81,59,37,296	1,93,59,63,40,591
M. Remittances				
(a) Money Orders, and other Remittances				
8782 Cash Remittances and adjustments between officers rendering accounts to the same Accounts Officer	5,31,76,14,920	6,57,78,68,781	1,33,09,22,897	2,54,53,25,962
Total (a) Money Orders, and other Remittances	5,31,76,14,920	6,57,78,68,781	1,33,09,22,897	2,54,53,25,962
(b) Inter- Government Adjustment Account				
8793 Inter-State Suspense Account	-8,57,416	-32,70,948	72,15,701	54,01,726
Total (b) Inter- Government Adjustment Account	-8,57,416	-32,70,948	72,15,701	54,01,726
Total M. Remittances	5,31,67,57,504	6,57,45,97,833	1,33,81,38,598	2,55,07,27,688
<b>Total-Part III Public Accounts</b>	<b>86,77,79,30,437</b>	<b>2,04,46,99,75,713</b>	<b>79,99,13,18,074</b>	<b>1,97,97,79,26,379</b>
<b>Total - Consolidated/Contingency Fund &amp; Public Account</b>	<b>94,13,80,41,350</b>	<b>2,25,77,33,98,454</b>	<b>94,46,73,24,043</b>	<b>2,23,50,88,84,565</b>


Run Date: 30/08/2020

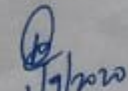
1. Certified that the Consolidated Abstract of the accounts of the Government and filed in my office and signed by me on the ..... for the month of June 2020 completed
2. Certified that the closing balance under head "Deposits with the Reserve Bank" as shown in my account is being reconciled with the balance shown in the statement of Reserve Bank Deposits received from the Central Accounts office Reserve Bank.
3. The General statement of Account is given below:-

Heads	Amount(As Per Accounts) Rs.	Amount(As Per R.B.I) Rs.
Opening Balance :	63,00,68,979.62	-4,23,89,069.19
Cash in Treasury :	20,81,84,659.00	
Cash in Transit :	0.00	0.00
Deposit with the Reserve Bank :	42,18,84,320.62	-4,23,89,069.19
Receipt of the month :	9413,80,41,349.54	2983,99,83,824.58
Total Receipt :	9476,81,10,329.16	2979,75,94,755.39
Disbursement of the month :	9446,73,24,043.40	3016,06,78,907.44
Closing Balance :	30,07,86,285.76	-36,30,84,152.05
Details of Closing Balance :		
Cash in Treasury :	17,88,61,178.00	.00
Cash in Transit :	.00	
Deposit with Reserve Bank :	12,19,25,107.76	-36,30,84,152.05
Total :	9476,81,10,329.16	2979,75,94,755.39

  
Pr. Accountant General, (A&E)  
Meghalaya, Shillong

  
31/8/20  
सह: लेखा अधिकारी  
महालेखाकार का कार्यालय (ले. व. ह.),  
मेघालय, शिलांग-793001  
Asstt. Accounts Officer  
O/o the Accountant General (A&E),  
Meghalaya, Shillong

  
वरिष्ठ लेखा अधिकारी  
महालेखाकार का कार्यालय (ले. व. ह.),  
मेघालय, शिलांग  
Sr. Accounts Officer  
O/o the Accountant General (A&E),  
Meghalaya, Shillong

  
17/9/2020  
उप- महालेखाकार (लेखा)  
Deputy Accountant General (A&E)  
मेघालय ईलाहादि, शिलांग  
Meghalaya Shillong

Prayag  
31/08/2020